











See a Social Security Number? Say Something!
Report Privacy Problems to <https://public.resource.org/privacy>
Or call the IRS Identity Theft Hotline at 1-800-908-4490




For calendar year 2014, or tax year beginning 11-01-2014 , and ending 10-31-2015

Name of foundation THE HARDY FOUNDATION INC		A Employer identification number 82-0498583
Number and street (or P O box number if mail is not delivered to street address) PO BOX 5711	Room/suite	B Telephone number (see instructions) (208) 345-3506
City or town, state or province, country, and ZIP or foreign postal code BOISE, ID 83707		C If exemption application is pending, check here <input type="checkbox"/>
G Check all that apply <input type="checkbox"/> Initial return <input type="checkbox"/> Initial return of a former public charity <input type="checkbox"/> Final return <input type="checkbox"/> Amended return <input type="checkbox"/> Address change <input type="checkbox"/> Name change		D 1. Foreign organizations, check here <input type="checkbox"/> 2. Foreign organizations meeting the 85% test, check here and attach computation <input type="checkbox"/>
H Check type of organization <input checked="" type="checkbox"/> Section 501(c)(3) exempt private foundation <input type="checkbox"/> Section 4947(a)(1) nonexempt charitable trust <input type="checkbox"/> Other taxable private foundation		E If private foundation status was terminated under section 507(b)(1)(A), check here <input type="checkbox"/>
I Fair market value of all assets at end of year (from Part II, col. (c), line 16) <input checked="" type="checkbox"/> \$ 12,789,084	J Accounting method <input checked="" type="checkbox"/> Cash <input type="checkbox"/> Accrual <input type="checkbox"/> Other (specify) _____ (Part I, column (d) must be on cash basis.)	F If the foundation is in a 60-month termination under section 507(b)(1)(B), check here <input type="checkbox"/>

Part I Analysis of Revenue and Expenses (The total of amounts in columns (b), (c), and (d) may not necessarily equal the amounts in column (a) (see instructions))		(a) Revenue and expenses per books	(b) Net investment income	(c) Adjusted net income	(d) Disbursements for charitable purposes (cash basis only)
Revenue	1 Contributions, gifts, grants, etc , received (attach schedule)				
	2 Check <input checked="" type="checkbox"/> if the foundation is not required to attach Sch B				
	3 Interest on savings and temporary cash investments	3,739	3,739	3,739	
	4 Dividends and interest from securities.	75,720	75,720	75,720	
	5a Gross rents				
	b Net rental income or (loss) _____				
	6a Net gain or (loss) from sale of assets not on line 10	-221,622			
	b Gross sales price for all assets on line 6a 861,103				
	7 Capital gain net income (from Part IV, line 2) . . .		0		
	8 Net short-term capital gain			0	
	9 Income modifications				
	10a Gross sales less returns and allowances				
	b Less Cost of goods sold				
	c Gross profit or (loss) (attach schedule)				
	11 Other income (attach schedule)	130,350	130,350	130,350	
	12 Total. Add lines 1 through 11	-11,813	209,809	209,809	
Operating and Administrative Expenses	13 Compensation of officers, directors, trustees, etc	112,500	35,651	0	76,849
	14 Other employee salaries and wages				
	15 Pension plans, employee benefits				
	16a Legal fees (attach schedule)	1,572	0	498	1,074
	b Accounting fees (attach schedule)	9,400	0	2,979	6,421
	c Other professional fees (attach schedule)	8,469	0	2,684	5,785
	17 Interest				
	18 Taxes (attach schedule) (see instructions)	60,675	1,328	18,809	40,538
	19 Depreciation (attach schedule) and depletion	189,026	99,292	89,734	
	20 Occupancy				
	21 Travel, conferences, and meetings	789	0	250	539
	22 Printing and publications				
	23 Other expenses (attach schedule)	195,908	74,567	38,414	82,789
	24 Total operating and administrative expenses. Add lines 13 through 23	578,339	210,838	153,368	213,995
	25 Contributions, gifts, grants paid	0			0
	26 Total expenses and disbursements. Add lines 24 and 25	578,339	210,838	153,368	213,995
	27 Subtract line 26 from line 12				
	a Excess of revenue over expenses and disbursements	-590,152			
	b Net investment income (if negative, enter -0-)		0		
	c Adjusted net income (if negative, enter -0-)			56,441	

Part II Balance Sheets		Attached schedules and amounts in the description column should be for end-of-year amounts only (See instructions)	Beginning of year	End of year	
			(a) Book Value	(b) Book Value	(c) Fair Market Value
Assets	1	Cash—non-interest-bearing	487,660	82,914	82,914
	2	Savings and temporary cash investments	65,731	346,390	346,389
	3	Accounts receivable ▶ <u>8,448</u>			
		Less allowance for doubtful accounts ▶ _____		8,448	8,448
	4	Pledges receivable ▶ _____			
		Less allowance for doubtful accounts ▶ _____			
	5	Grants receivable			
	6	Receivables due from officers, directors, trustees, and other disqualified persons (attach schedule) (see instructions)			
	7	Other notes and loans receivable (attach schedule) ▶ _____			
		Less allowance for doubtful accounts ▶ _____			
	8	Inventories for sale or use			
	9	Prepaid expenses and deferred charges		1,646	1,646
	10a	Investments—U S and state government obligations (attach schedule)			
	b	Investments—corporate stock (attach schedule)	3,044,874	 2,789,236	3,915,229
	c	Investments—corporate bonds (attach schedule).	100,000		
	11	Investments—land, buildings, and equipment basis ▶ <u>1,300,515</u>			
		Less accumulated depreciation (attach schedule) ▶ _____	1,300,515	1,300,515	1,300,515
	12	Investments—mortgage loans			
	13	Investments—other (attach schedule)	352,939	 263,170	367,698
	14	Land, buildings, and equipment basis ▶ <u>8,735,687</u>			
		Less accumulated depreciation (attach schedule) ▶ <u>2,470,371</u>	6,480,032	 6,265,316	6,265,316
	15	Other assets (describe ▶ _____)	 405,000	 500,929	 500,929
	16	Total assets (to be completed by all filers—see the instructions Also, see page 1, item I)	12,236,751	11,558,564	12,789,084
Liabilities	17	Accounts payable and accrued expenses	41,076	1,000	
	18	Grants payable			
	19	Deferred revenue			
	20	Loans from officers, directors, trustees, and other disqualified persons			
	21	Mortgages and other notes payable (attach schedule)			
	22	Other liabilities (describe ▶ _____)	 6,825	 6,025	
	23	Total liabilities (add lines 17 through 22)	47,901	7,025	
Net Assets or Fund Balances	Foundations that follow SFAS 117, check here ▶ <input type="checkbox"/>				
	and complete lines 24 through 26 and lines 30 and 31.				
	24	Unrestricted			
	25	Temporarily restricted			
	26	Permanently restricted			
	Foundations that do not follow SFAS 117, check here ▶ <input checked="" type="checkbox"/>				
	and complete lines 27 through 31.				
	27	Capital stock, trust principal, or current funds	0	0	
	28	Paid-in or capital surplus, or land, bldg , and equipment fund	0	0	
	29	Retained earnings, accumulated income, endowment, or other funds	12,188,850	11,551,539	
	30	Total net assets or fund balances (see instructions)	12,188,850	11,551,539	
	31	Total liabilities and net assets/fund balances (see instructions)	12,236,751	11,558,564	

Part III Analysis of Changes in Net Assets or Fund Balances		
1	Total net assets or fund balances at beginning of year—Part II, column (a), line 30 (must agree with end-of-year figure reported on prior year’s return)	1 12,188,850
2	Enter amount from Part I, line 27a	2 -590,152
3	Other increases not included in line 2 (itemize) ▶ _____	3 0
4	Add lines 1, 2, and 3	4 11,598,698
5	Decreases not included in line 2 (itemize) ▶  _____	5 47,159
6	Total net assets or fund balances at end of year (line 4 minus line 5)—Part II, column (b), line 30	6 11,551,539

Part IV

Capital Gains and Losses for Tax on Investment Income

(a) List and describe the kind(s) of property sold (e g , real estate, 2-story brick warehouse, or common stock, 200 shs MLC Co)		(b) How acquired P—Purchase D—Donation	(c) Date acquired (mo , day, yr)	(d) Date sold (mo , day, yr)
1a	See Additional Data Table			
b				
c				
d				
e				

(e) Gross sales price	(f) Depreciation allowed (or allowable)	(g) Cost or other basis plus expense of sale	(h) Gain or (loss) (e) plus (f) minus (g)
a	See Additional Data Table		
b			
c			
d			
e			

Complete only for assets showing gain in column (h) and owned by the foundation on 12/31/69			(I) Gains (Col (h) gain minus col (k), but not less than -0-) or Losses (from col (h))
(i) F M V as of 12/31/69	(j) Adjusted basis as of 12/31/69	(k) Excess of col (i) over col (j), if any	
a	See Additional Data Table		
b			
c			
d			
e			

2	Capital gain net income or (net capital loss)	{ If gain, also enter in Part I, line 7 If (loss), enter -0- in Part I, line 7 }	2	-221,622
3	Net short-term capital gain or (loss) as defined in sections 1222(5) and (6) If gain, also enter in Part I, line 8, column (c) (see instructions) If (loss), enter -0- in Part I, line 8	}	3	-12,595

Part V

Qualification Under Section 4940(e) for Reduced Tax on Net Investment Income

(For optional use by domestic private foundations subject to the section 4940(a) tax on net investment income)

If section 4940(d)(2) applies, leave this part blank

Was the foundation liable for the section 4942 tax on the distributable amount of any year in the base period? ☐ Yes ☒ No

If "Yes," the foundation does not qualify under section 4940(e) Do not complete this part

1 Enter the appropriate amount in each column for each year, see instructions before making any entries

(a) Base period years Calendar year (or tax year beginning in)	(b) Adjusted qualifying distributions	(c) Net value of noncharitable-use assets	(d) Distribution ratio (col (b) divided by col (c))
2013	538,480	5,674,008	0 094903
2012	510,611	5,169,838	0 098767
2011	485,380	6,239,573	0 077791
2010	167,531	5,310,731	0 031546
2009	589,484	5,614,486	0 104993

2	Total of line 1, column (d).	2	0 408000
3	Average distribution ratio for the 5-year base period—divide the total on line 2 by 5, or by the number of years the foundation has been in existence if less than 5 years	3	0 081600
4	Enter the net value of noncharitable-use assets for 2014 from Part X, line 5.	4	5,745,834
5	Multiply line 4 by line 3.	5	468,860
6	Enter 1% of net investment income (1% of Part I, line 27b).	6	0
7	Add lines 5 and 6.	7	468,860
8	Enter qualifying distributions from Part XII, line 4.	8	353,576

If line 8 is equal to or greater than line 7, check the box in Part VI, line 1b, and complete that part using a 1% tax rate See
the Part VI instructions

Part VI

Excise Tax Based on Investment Income (Section 4940(a), 4940(b), 4940(e), or 4948—see page 18 of the instructions)

1a		Exempt operating foundations described in section 4940(d)(2), check here <input type="checkbox"/> and enter "N/A" on line 1			
b		Domestic foundations that meet the section 4940(e) requirements in Part V, check here <input type="checkbox"/> and enter 1% of Part I, line 27b		1	0
c		All other domestic foundations enter 2% of line 27b. Exempt foreign organizations enter 4% of Part I, line 12, col. (b)			
2		Tax under section 511 (domestic section 4947(a)(1) trusts and taxable foundations only. Others enter -0-)		2	0
3		Add lines 1 and 2.		3	0
4		Subtitle A (income) tax (domestic section 4947(a)(1) trusts and taxable foundations only. Others enter -0-)		4	0
5		Tax based on investment income. Subtract line 4 from line 3. If zero or less, enter -0-		5	0
6		Credits/Payments			
a		2014 estimated tax payments and 2013 overpayment credited to 2014	6a	2,000	
b		Exempt foreign organizations—tax withheld at source	6b		
c		Tax paid with application for extension of time to file (Form 8868)	6c		
d		Backup withholding erroneously withheld	6d		
7		Total credits and payments. Add lines 6a through 6d.		7	2,000
8		Enter any penalty for underpayment of estimated tax. Check here <input type="checkbox"/> if Form 2220 is attached.		8	
9		Tax due. If the total of lines 5 and 8 is more than line 7, enter amount owed		9	
10		Overpayment. If line 7 is more than the total of lines 5 and 8, enter the amount overpaid.		10	2,000
11		Enter the amount of line 10 to be Credited to 2015 estimated tax <input type="checkbox"/> 2,000 Refunded <input type="checkbox"/>		11	0

Part VII-A

Statements Regarding Activities

1a	During the tax year, did the foundation attempt to influence any national, state, or local legislation or did it participate or intervene in any political campaign?	1a	Yes	No
b	Did it spend more than \$100 during the year (either directly or indirectly) for political purposes (see Instructions for definition)? <i>If the answer is "Yes" to 1a or 1b, attach a detailed description of the activities and copies of any materials published or distributed by the foundation in connection with the activities.</i>	1b		No
c	Did the foundation file Form 1120-POL for this year?	1c		No
d	Enter the amount (if any) of tax on political expenditures (section 4955) imposed during the year: (1) On the foundation <input type="checkbox"/> \$ 0 (2) On foundation managers <input type="checkbox"/> \$ 0			
e	Enter the reimbursement (if any) paid by the foundation during the year for political expenditure tax imposed on foundation managers <input type="checkbox"/> \$ 0			
2	Has the foundation engaged in any activities that have not previously been reported to the IRS? <i>If "Yes," attach a detailed description of the activities.</i>	2		No
3	Has the foundation made any changes, not previously reported to the IRS, in its governing instrument, articles of incorporation, or bylaws, or other similar instruments? <i>If "Yes," attach a conformed copy of the changes.</i>	3		No
4a	Did the foundation have unrelated business gross income of \$1,000 or more during the year?	4a		No
b	If "Yes," has it filed a tax return on Form 990-T for this year?	4b		
5	Was there a liquidation, termination, dissolution, or substantial contraction during the year? <i>If "Yes," attach the statement required by General Instruction T.</i>	5		No
6	Are the requirements of section 508(e) (relating to sections 4941 through 4945) satisfied either: • By language in the governing instrument, or • By state legislation that effectively amends the governing instrument so that no mandatory directions that conflict with the state law remain in the governing instrument?	6	Yes	
7	Did the foundation have at least \$5,000 in assets at any time during the year? <i>If "Yes," complete Part II, col. (c), and Part XV.</i>	7	Yes	
8a	Enter the states to which the foundation reports or with which it is registered (see instructions): <input type="checkbox"/> ID			
b	If the answer is "Yes" to line 7, has the foundation furnished a copy of Form 990-PF to the Attorney General (or designate) of each state as required by General Instruction G? <i>If "No," attach explanation.</i>	8b	Yes	
9	Is the foundation claiming status as a private operating foundation within the meaning of section 4942(j)(3) or 4942(j)(5) for calendar year 2014 or the taxable year beginning in 2014 (see instructions for Part XIV)? <i>If "Yes," complete Part XIV.</i>	9	Yes	
10	Did any persons become substantial contributors during the tax year? <i>If "Yes," attach a schedule listing their names and addresses.</i>	10		No

Part VII-A

Statements Regarding Activities *(continued)*

11	At any time during the year, did the foundation, directly or indirectly, own a controlled entity within the meaning of section 512(b)(13)? If "Yes," attach schedule (see instructions).	11	Yes	
12	Did the foundation make a distribution to a donor advised fund over which the foundation or a disqualified person had advisory privileges? If "Yes," attach statement (see instructions)	12		No
13	Did the foundation comply with the public inspection requirements for its annual returns and exemption application? Website address N/A	13	Yes	
14	The books are in care of ANITA KAY HARDY Telephone no (208) 344-7321 Located at 1301 S VISTA AVE BOISE ID ZIP +4 83705			
15	Section 4947(a)(1) nonexempt charitable trusts filing Form 990-PF in lieu of Form 1041 —Check here <input type="checkbox"/> and enter the amount of tax-exempt interest received or accrued during the year.	15		
16	At any time during calendar year 2014, did the foundation have an interest in or a signature or other authority over a bank, securities, or other financial account in a foreign country? See instructions for exceptions and filing requirements for FinCEN Form 114, Report of Foreign Bank and Financial Accounts (FBAR) If "Yes", enter the name of the foreign country	16	Yes	No

Part VII-B

Statements Regarding Activities for Which Form 4720 May Be Required

File Form 4720 if any item is checked in the "Yes" column, unless an exception applies.			Yes	No
1a	During the year did the foundation (either directly or indirectly) (1) Engage in the sale or exchange, or leasing of property with a disqualified person? <input type="checkbox"/> Yes <input checked="" type="checkbox"/> No (2) Borrow money from, lend money to, or otherwise extend credit to (or accept it from) a disqualified person?. <input type="checkbox"/> Yes <input checked="" type="checkbox"/> No (3) Furnish goods, services, or facilities to (or accept them from) a disqualified person? <input type="checkbox"/> Yes <input checked="" type="checkbox"/> No (4) Pay compensation to, or pay or reimburse the expenses of, a disqualified person? <input checked="" type="checkbox"/> Yes <input type="checkbox"/> No (5) Transfer any income or assets to a disqualified person (or make any of either available for the benefit or use of a disqualified person)?. <input type="checkbox"/> Yes <input checked="" type="checkbox"/> No (6) Agree to pay money or property to a government official? (Exception. Check "No" if the foundation agreed to make a grant to or to employ the official for a period after termination of government service, if terminating within 90 days). <input type="checkbox"/> Yes <input checked="" type="checkbox"/> No			
b	If any answer is "Yes" to 1a(1)–(6), did any of the acts fail to qualify under the exceptions described in Regulations section 53.4941(d)-3 or in a current notice regarding disaster assistance (see instructions)? Organizations relying on a current notice regarding disaster assistance check here. <input checked="" type="checkbox"/>	1b		No
c	Did the foundation engage in a prior year in any of the acts described in 1a, other than excepted acts, that were not corrected before the first day of the tax year beginning in 2014?.	1c		No
2	Taxes on failure to distribute income (section 4942) (does not apply for years the foundation was a private operating foundation defined in section 4942(j)(3) or 4942(j)(5))			
a	At the end of tax year 2014, did the foundation have any undistributed income (lines 6d and 6e, Part XIII) for tax year(s) beginning before 2014?. <input type="checkbox"/> Yes <input checked="" type="checkbox"/> No If "Yes," list the years 20 , 20 , 20 , 20			
b	Are there any years listed in 2a for which the foundation is not applying the provisions of section 4942(a)(2) (relating to incorrect valuation of assets) to the year's undistributed income? (If applying section 4942(a)(2) to all years listed, answer "No" and attach statement—see instructions).	2b		
c	If the provisions of section 4942(a)(2) are being applied to any of the years listed in 2a, list the years here 20 , 20 , 20 , 20			
3a	Did the foundation hold more than a 2% direct or indirect interest in any business enterprise at any time during the year?. <input type="checkbox"/> Yes <input checked="" type="checkbox"/> No			
b	If "Yes," did it have excess business holdings in 2014 as a result of (1) any purchase by the foundation or disqualified persons after May 26, 1969, (2) the lapse of the 5-year period (or longer period approved by the Commissioner under section 4943(c)(7)) to dispose of holdings acquired by gift or bequest, or (3) the lapse of the 10-, 15-, or 20-year first phase holding period? (<i>Use Schedule C, Form 4720, to determine if the foundation had excess business holdings in 2014.</i>)	3b		
4a	Did the foundation invest during the year any amount in a manner that would jeopardize its charitable purposes?	4a		No
b	Did the foundation make any investment in a prior year (but after December 31, 1969) that could jeopardize its charitable purpose that had not been removed from jeopardy before the first day of the tax year beginning in 2014?	4b		No

Part VII-B

Statements Regarding Activities for Which Form 4720 May Be Required (continued)

5a	During the year did the foundation pay or incur any amount to			
	(1) Carry on propaganda, or otherwise attempt to influence legislation (section 4945(e))?	<input type="checkbox"/> Yes <input checked="" type="checkbox"/> No		
	(2) Influence the outcome of any specific public election (see section 4955), or to carry on, directly or indirectly, any voter registration drive?	<input type="checkbox"/> Yes <input checked="" type="checkbox"/> No		
	(3) Provide a grant to an individual for travel, study, or other similar purposes?	<input type="checkbox"/> Yes <input checked="" type="checkbox"/> No		
	(4) Provide a grant to an organization other than a charitable, etc , organization described in section 4945(d)(4)(A)? (see instructions).	<input type="checkbox"/> Yes <input checked="" type="checkbox"/> No		
	(5) Provide for any purpose other than religious, charitable, scientific, literary, or educational purposes, or for the prevention of cruelty to children or animals?	<input type="checkbox"/> Yes <input checked="" type="checkbox"/> No		
b	If any answer is "Yes" to 5a(1)–(5), did any of the transactions fail to qualify under the exceptions described in Regulations section 53.4945 or in a current notice regarding disaster assistance (see instructions)?	5b		
	Organizations relying on a current notice regarding disaster assistance check here.	<input checked="" type="checkbox"/>		
c	If the answer is "Yes" to question 5a(4), does the foundation claim exemption from the tax because it maintained expenditure responsibility for the grant?	<input type="checkbox"/> Yes <input type="checkbox"/> No		
	If "Yes," attach the statement required by Regulations section 53.4945–5(d).			
6a	Did the foundation, during the year, receive any funds, directly or indirectly, to pay premiums on a personal benefit contract?	<input type="checkbox"/> Yes <input checked="" type="checkbox"/> No		
b	Did the foundation, during the year, pay premiums, directly or indirectly, on a personal benefit contract?	6b		No
	If "Yes" to 6b, file Form 8870.			
7a	At any time during the tax year, was the foundation a party to a prohibited tax shelter transaction?	<input type="checkbox"/> Yes <input checked="" type="checkbox"/> No		
b	If yes, did the foundation receive any proceeds or have any net income attributable to the transaction?	7b		

Part VIII

Information About Officers, Directors, Trustees, Foundation Managers, Highly Paid Employees, and Contractors

1 List all officers, directors, trustees, foundation managers and their compensation (see instructions).				
(a) Name and address	(b) Title, and average hours per week devoted to position	(c) Compensation (If not paid, enter -0-)	(d) Contributions to employee benefit plans and deferred compensation	(e) Expense account, other allowances
GREGORY AMES KASLO	DIRECTOR,	75,000	0	0
PO BOX 5711	SECRETARY			
BOISE,ID 83705	20 00			
ANITA K HARDY	DIRECTOR,	37,500	0	0
PO BOX 5711	PRESIDENT			
BOISE,ID 83705	15 00			
WILLIAM H KELLER	DIRECTOR, VP	0	0	0
877 W MAIN ST STE 800	1 00			
BOISE,ID 83702				
2 Compensation of five highest-paid employees (other than those included on line 1—see instructions). If none, enter "NONE."				
(a) Name and address of each employee paid more than \$50,000	(b) Title, and average hours per week devoted to position	(c) Compensation	(d) Contributions to employee benefit plans and deferred compensation	(e) Expense account, other allowances
NONE				
Total number of other employees paid over \$50,000.				0

Part VIII

Information About Officers, Directors, Trustees, Foundation Managers, Highly Paid Employees, and Contractors (continued)

3 Five highest-paid independent contractors for professional services (see instructions). If none, enter "NONE".		
(a) Name and address of each person paid more than \$50,000	(b) Type of service	(c) Compensation
NONE		
Total number of others receiving over \$50,000 for professional services.		0

Part IX-A

Summary of Direct Charitable Activities

List the foundation's four largest direct charitable activities during the tax year. Include relevant statistical information such as the number of organizations and other beneficiaries served, conferences convened, research papers produced, etc	Expenses
1 TO PRESERVE HISTORIC AND/OR ARCHITECTURALLY SIGNIFICANT STRUCTURES BY ACQUIRING, REHABILITATING AND KEEPING SUCH STRUCTURES IN A CONDITION SO THAT THEY MAY BE VIEWED BY THE GENERAL PUBLIC TO PROMOTE THEIR INTEREST AND UNDERSTANDING OF THE HISTORICAL SITES AND THE DEVELOPMENT OF THE HISTORY OF THE SURROUNDING AREAS, AND TO PRESERVE HISTORICALLY IMPORTANT AND GEOGRAPHICALLY DIVERSE LAND AREAS BY ACQUIRING, CONSERVING AND OTHERWISE MAKING SUCH AREAS AVAILABLE FOR PUBLIC USE	192,596
2 TO EDUCATE THE GENERAL PUBLIC ON THE HISTORICAL VALUE OF THE PROPERTY TO PROMOTE INTEREST IN AND KNOWLEDGE OF THE HISTORICAL AND ARCHITECTURALLY SIGNIFICANT STRUCTURES AND HISTORICALLY IMPORTANT AND GEOGRAPHICALLY DIVERSE LAND AREAS BY CONDUCTING TOURS OF SUCH STRUCTURES AND ALLOWING THE USE OF SUCH LAND AREAS BY THE PUBIC FOR EDUCATIONAL RESEARCH PURPOSES	21,399
3 TO SUPPORT CHARITABLE ORGANIZATIONS BY PROVIDING THE PERIODIC USE OF HISTORICAL STRUCTURES AND HISTORICALLY IMPORTANT AND GEOGRAPHICALLY DIVERSE LAND AREAS WITHOUT CHARGE TO THE ORGANIZATION FOR CHARITABLE PURPOSE	0
4	

Part IX-B

Summary of Program-Related Investments (see instructions)

Describe the two largest program-related investments made by the foundation during the tax year on lines 1 and 2	Amount
1	
2	
All other program-related investments See instructions	
3	
Total. Add lines 1 through 3	0

Part X

Minimum Investment Return (All domestic foundations must complete this part. Foreign foundations, see instructions.)

1	Fair market value of assets not used (or held for use) directly in carrying out charitable, etc , purposes		
a	Average monthly fair market value of securities.	1a	4,182,673
b	Average of monthly cash balances.	1b	350,146
c	Fair market value of all other assets (see instructions).	1c	1,300,515
d	Total (add lines 1a, b, and c).	1d	5,833,334
e	Reduction claimed for blockage or other factors reported on lines 1a and 1c (attach detailed explanation).	1e	0
2	Acquisition indebtedness applicable to line 1 assets.	2	0
3	Subtract line 2 from line 1d.	3	5,833,334
4	Cash deemed held for charitable activities Enter 1 1/2% of line 3 (for greater amount, see instructions).	4	87,500
5	Net value of noncharitable-use assets. Subtract line 4 from line 3 Enter here and on Part V, line 4	5	5,745,834
6	Minimum investment return. Enter 5% of line 5.	6	287,292

Part XI

Distributable Amount (see instructions) (Section 4942(j)(3) and (j)(5) private operating foundations and certain foreign organizations check here ☒ and do not complete this part.)

1	Minimum investment return from Part X, line 6.	1	
2a	Tax on investment income for 2014 from Part VI, line 5.	2a	
b	Income tax for 2014 (This does not include the tax from Part VI).	2b	
c	Add lines 2a and 2b.	2c	
3	Distributable amount before adjustments Subtract line 2c from line 1.	3	
4	Recoveries of amounts treated as qualifying distributions.	4	
5	Add lines 3 and 4.	5	
6	Deduction from distributable amount (see instructions).	6	
7	Distributable amount as adjusted Subtract line 6 from line 5 Enter here and on Part XIII, line 1.	7	

Part XII

Qualifying Distributions (see instructions)

1	Amounts paid (including administrative expenses) to accomplish charitable, etc , purposes		
a	Expenses, contributions, gifts, etc —total from Part I, column (d), line 26.	1a	213,995
b	Program-related investments—total from Part IX-B.	1b	0
2	Amounts paid to acquire assets used (or held for use) directly in carrying out charitable, etc , purposes.	2	139,581
3	Amounts set aside for specific charitable projects that satisfy the		
a	Suitability test (prior IRS approval required).	3a	
b	Cash distribution test (attach the required schedule).	3b	
4	Qualifying distributions. Add lines 1a through 3b Enter here and on Part V, line 8, and Part XIII, line 4	4	353,576
5	Foundations that qualify under section 4940(e) for the reduced rate of tax on net investment income Enter 1% of Part I, line 27b (see instructions).	5	0
6	Adjusted qualifying distributions. Subtract line 5 from line 4.	6	353,576

Note: The amount on line 6 will be used in Part V, column (b), in subsequent years when calculating whether the foundation qualifies for the section 4940(e) reduction of tax in those years

Part XIII

Undistributed Income (see instructions)

	(a) Corpus	(b) Years prior to 2013	(c) 2013	(d) 2014
1 Distributable amount for 2014 from Part XI, line 7				
2 Undistributed income, if any, as of the end of 2014				
a Enter amount for 2013 only.				
b Total for prior years 20____, 20____, 20____				
3 Excess distributions carryover, if any, to 2014				
a From 2009.				
b From 2010.				
c From 2011.				
d From 2012.				
e From 2013.				
f Total of lines 3a through e.				
4 Qualifying distributions for 2014 from Part XII, line 4 ▶ \$ _____				
a Applied to 2013, but not more than line 2a				
b Applied to undistributed income of prior years (Election required—see instructions).				
c Treated as distributions out of corpus (Election required—see instructions).				
d Applied to 2014 distributable amount.				
e Remaining amount distributed out of corpus				
5 Excess distributions carryover applied to 2014 (If an amount appears in column (d), the same amount must be shown in column (a).)				
6 Enter the net total of each column as indicated below:				
a Corpus Add lines 3f, 4c, and 4e Subtract line 5				
b Prior years' undistributed income Subtract line 4b from line 2b.				
c Enter the amount of prior years' undistributed income for which a notice of deficiency has been issued, or on which the section 4942(a) tax has been previously assessed.				
d Subtract line 6c from line 6b Taxable amount—see instructions				
e Undistributed income for 2013 Subtract line 4a from line 2a Taxable amount—see instructions				
f Undistributed income for 2014 Subtract lines 4d and 5 from line 1 This amount must be distributed in 2015				
7 Amounts treated as distributions out of corpus to satisfy requirements imposed by section 170(b)(1)(F) or 4942(g)(3) (Election may be required - see instructions).				
8 Excess distributions carryover from 2009 not applied on line 5 or line 7 (see instructions). . .				
9 Excess distributions carryover to 2015. Subtract lines 7 and 8 from line 6a				
10 Analysis of line 9				
a Excess from 2010. . . .				
b Excess from 2011. . . .				
c Excess from 2012. . . .				
d Excess from 2013. . . .				
e Excess from 2014. . . .				

Part XIVPrivate Operating Foundations (see instructions and Part VII-A, question 9)

1a

If the foundation has received a ruling or determination letter that it is a private operating foundation, and the ruling is effective for 2014, enter the date of the ruling.

b

Check box to indicate whether the organization is a private operating foundation described in section 4942(j)(3) or 4942(j)(5)

☒ 4942(j)(3) or ☐ 4942(j)(5)

2a	Enter the lesser of the adjusted net income from Part I or the minimum investment return from Part X for each year listed	Tax year	Prior 3 years			(e) Total
		(a) 2014	(b) 2013	(c) 2012	(d) 2011	
		56,441	0	0	0	56,441
	b 85% of line 2a	47,975	0	0	0	47,975
	c Qualifying distributions from Part XII, line 4 for each year listed	353,576	540,203	512,872	486,542	1,893,193
	d Amounts included in line 2c not used directly for active conduct of exempt activities	0	0	0	0	0
	e Qualifying distributions made directly for active conduct of exempt activities. Subtract line 2d from line 2c	353,576	540,203	512,872	486,542	1,893,193
3	Complete 3a, b, or c for the alternative test relied upon					
a	"Assets" alternative test—enter					
	(1) Value of all assets					0
	(2) Value of assets qualifying under section 4942(j)(3)(B)(i)					0
b	"Endowment" alternative test— enter 2/3 of minimum investment return shown in Part X, line 6 for each year listed. . . .	191,528	189,133	172,328	207,986	760,975
c	"Support" alternative test—enter					
	(1) Total support other than gross investment income (interest, dividends, rents, payments on securities loans (section 512(a)(5)), or royalties)					0
	(2) Support from general public and 5 or more exempt organizations as provided in section 4942(j)(3)(B)(iii).					0
	(3) Largest amount of support from an exempt organization					0
	(4) Gross investment income					0

Part XVSupplementary Information (Complete this part only if the organization had \$5,000 or more in assets at any time during the year—see instructions.)

1

Information Regarding Foundation Managers:

a

List any managers of the foundation who have contributed more than 2% of the total contributions received by the foundation before the close of any tax year (but only if they have contributed more than \$5,000) (See section 507(d)(2))

b

List any managers of the foundation who own 10% or more of the stock of a corporation (or an equally large portion of the ownership of a partnership or other entity) of which the foundation has a 10% or greater interest

2

Information Regarding Contribution, Grant, Gift, Loan, Scholarship, etc., Programs:

Check here ☒ if the foundation only makes contributions to preselected charitable organizations and does not accept unsolicited requests for funds. If the foundation makes gifts, grants, etc. (see instructions) to individuals or organizations under other conditions, complete items 2a, b, c, and d.

a

The name, address, and telephone number or email address of the person to whom applications should be addressed

b

The form in which applications should be submitted and information and materials they should include

c

Any submission deadlines

d

Any restrictions or limitations on awards, such as by geographical areas, charitable fields, kinds of institutions, or other factors

3 Grants and Contributions Paid During the Year or Approved for Future Payment

Form **990-PF** (2014)

Enter gross amounts unless otherwise indicated

Part XVI-B Relationship of Activities to the Accomplishment of Exempt Purposes

Form **990-PF** (2014)

Form 990PF Part IV - Capital Gains and Losses for Tax on Investment Income - Columns a - d

(a) List and describe the kind(s) of property sold (e g , real estate, 2-story brick warehouse, or common stock, 200 shs MLC Co)	(b) How acquired P—Purchase D—Donation	(c) Date acquired (mo , day, yr)	(d) Date sold (mo , day, yr)
BARRICK GOLD CORPORATION	P	2009-02-20	2015-03-06
CHEVRON CORP	P	2009-02-25	2015-03-06
PAN AMERN SILVER CORP	P	2011-02-08	2015-03-06
THREE D SYSTEMS	P	2013-12-24	2015-03-06
CALAMOS STRAT TOT RET FD	P	2010-01-20	2015-03-06
CALAMOS STRAT TOT RETURN FD	P	2010-10-20	2015-03-06
VIVUS	P	2013-06-03	2015-04-01
VIVUS	P	2013-07-16	2015-04-01
VIVUS	P	2013-07-24	2015-04-01
VIVUS	P	2013-07-31	2015-04-01

Form 990PF Part IV - Capital Gains and Losses for Tax on Investment Income - Columns e - h

(e) Gross sales price	(f) Depreciation allowed (or allowable)	(g) Cost or other basis plus expense of sale	(h) Gain or (loss) (e) plus (f) minus (g)
5,009		15,895	-10,886
25,912		16,102	9,810
8,127		31,714	-23,587
5,423		16,469	-11,046
11,390		8,357	3,033
8,542		6,421	2,121
2,750		18,127	-15,377
1,375		8,910	-7,535
1,031		6,025	-4,994
2,177		14,012	-11,835

Form 990PF Part IV - Capital Gains and Losses for Tax on Investment Income - Columns i - l

Complete only for assets showing gain in column (h) and owned by the foundation on 12/31/69			(l) Gains (Col (h) gain minus col (k), but not less than -0-) or Losses (from col (h))
(i) F M V as of 12/31/69	(j) Adjusted basis as of 12/31/69	(k) Excess of col (i) over col (j), if any	
			-10,886
			9,810
			-23,587
			-11,046
			3,033
			2,121
			-15,377
			-7,535
			-4,994
			-11,835

Form 990PF Part IV - Capital Gains and Losses for Tax on Investment Income - Columns a - d

(a) List and describe the kind(s) of property sold (e g , real estate, 2-story brick warehouse, or common stock, 200 shs MLC Co)	(b) How acquired P—Purchase D—Donation	(c) Date acquired (mo , day, yr)	(d) Date sold (mo , day, yr)
SIEMENS AG ADR	P	2014-06-05	2015-04-30
LLOYDS BANKING GRP PLC PINES SR NOTE 7 75% 7/15/50	P	2010-08-17	2015-07-15
ALLEGHENY TECH INC	P	2011-12-02	2015-08-21
ALLEGHENY TECH INC	P	2014-07-09	2015-08-21
BARRICK GOLD CORPORATION	P	2009-02-20	2015-08-21
CHEMOURS CO	P	2010-12-23	2015-08-21
OREXIGEN	P	2013-07-31	2015-08-21
OREXIGEN	P	2015-04-01	2015-08-21
SIEMENS AG ADR	P	2010-12-23	2015-08-21
TELEFONICA SA SPAIN ADR	P	2011-02-08	2015-08-21

Form 990PF Part IV - Capital Gains and Losses for Tax on Investment Income - Columns e - h

(e) Gross sales price	(f) Depreciation allowed (or allowable)	(g) Cost or other basis plus expense of sale	(h) Gain or (loss) (e) plus (f) minus (g)
16,329		20,228	-3,899
50,000		50,000	0
8,970		24,833	-15,863
6,279		16,086	-9,807
3,292		14,385	-11,093
919		1,202	-283
4,652		11,730	-7,078
5,583		13,553	-7,970
20,046		24,229	-4,183
14,473		25,307	-10,834

Form 990PF Part IV - Capital Gains and Losses for Tax on Investment Income - Columns i - l

Complete only for assets showing gain in column (h) and owned by the foundation on 12/31/69			(l) Gains (Col (h) gain minus col (k), but not less than -0-) or Losses (from col (h))
(i) F M V as of 12/31/69	(j) Adjusted basis as of 12/31/69	(k) Excess of col (i) over col (j), if any	
			-3,899
			0
			-15,863
			-9,807
			-11,093
			-283
			-7,078
			-7,970
			-4,183
			-10,834

Form 990PF Part IV - Capital Gains and Losses for Tax on Investment Income - Columns a - d

(a) List and describe the kind(s) of property sold (e g , real estate, 2-story brick warehouse, or common stock, 200 shs MLC Co)	(b) How acquired P—Purchase D—Donation	(c) Date acquired (mo , day, yr)	(d) Date sold (mo , day, yr)
THREE D SYSTEMS	P	2013-12-03	2015-08-21
GOLAR	P	2012-04-10	2015-08-28
SPDR GOLD TRUST	P	2009-02-17	2015-08-31
NAVIOS MARITIME HLDGS IN	P	2008-12-17	2015-09-14
SEASPAN CORP	P	2013-06-27	2015-09-14
CALAMOS STRAT TOT RET FD	P	2011-02-08	2015-09-14
AEGERION	P	2013-12-24	2015-10-22
AEGERION	P	2014-09-24	2015-10-22
ALLEGHENY TECH INC	P	2013-05-24	2015-10-22
ALLEGHENY TECH INC	P	2014-06-05	2015-10-22

Form 990PF Part IV - Capital Gains and Losses for Tax on Investment Income - Columns e - h

(e) Gross sales price	(f) Depreciation allowed (or allowable)	(g) Cost or other basis plus expense of sale	(h) Gain or (loss) (e) plus (f) minus (g)
4,252		27,003	-22,751
18,740		33,493	-14,753
16,297		13,964	2,333
10,240		15,416	-5,176
14,796		16,522	-1,726
9,600		8,977	623
3,607		16,437	-12,830
5,862		13,045	-7,183
6,867		14,200	-7,333
13,735		40,558	-26,823

Form 990PF Part IV - Capital Gains and Losses for Tax on Investment Income - Columns i - l

Complete only for assets showing gain in column (h) and owned by the foundation on 12/31/69			(l) Gains (Col (h) gain minus col (k), but not less than -0-) or Losses (from col (h))
(i) F M V as of 12/31/69	(j) Adjusted basis as of 12/31/69	(k) Excess of col (i) over col (j), if any	
			-22,751
			-14,753
			2,333
			-5,176
			-1,726
			623
			-12,830
			-7,183
			-7,333
			-26,823

Form 990PF Part IV - Capital Gains and Losses for Tax on Investment Income - Columns a - d

(a) List and describe the kind(s) of property sold (e g , real estate, 2-story brick warehouse, or common stock, 200 shs MLC Co)	(b) How acquired P—Purchase D—Donation	(c) Date acquired (mo , day, yr)	(d) Date sold (mo , day, yr)
CALAMOS STRAT TOT RETURN FD	P	2010-10-20	2015-10-22
GOLDCORP	P	2013-05-06	2015-10-22
GOLDCORP	P	2014-08-14	2015-10-22
NAVIOS MARITIME HLDGS IN	P	2008-12-17	2015-10-22
OAKTREE CAP GROUP	P	2013-05-13	2015-10-22
PAN AMERN SILVER CORP	P	2011-02-08	2015-10-22
SEASPAN CORP	P	2011-04-05	2015-10-22
VOLKSWAGEN	P	2013-08-06	2015-10-22
VOLKSWAGEN	P	2013-09-03	2015-10-22
VOLKSWAGEN	P	2014-06-05	2015-10-22

Form 990PF Part IV - Capital Gains and Losses for Tax on Investment Income - Columns e - h

(e) Gross sales price	(f) Depreciation allowed (or allowable)	(g) Cost or other basis plus expense of sale	(h) Gain or (loss) (e) plus (f) minus (g)
19,868		16,908	2,960
8,642		16,234	-7,592
2,161		4,057	-1,896
10,081		15,473	-5,392
28,667		32,188	-3,521
816		3,524	-2,708
25,050		26,452	-1,402
10,711		18,334	-7,623
9,338		15,062	-5,724
20,048		38,690	-18,642

Form 990PF Part IV - Capital Gains and Losses for Tax on Investment Income - Columns i - l

Complete only for assets showing gain in column (h) and owned by the foundation on 12/31/69			(l) Gains (Col (h) gain minus col (k), but not less than -0-) or Losses (from col (h))
(i) F M V as of 12/31/69	(j) Adjusted basis as of 12/31/69	(k) Excess of col (i) over col (j), if any	
			2,960
			-7,592
			-1,896
			-5,392
			-3,521
			-2,708
			-1,402
			-7,623
			-5,724
			-18,642

Form 990PF Part IV - Capital Gains and Losses for Tax on Investment Income - Columns a - d

(a) List and describe the kind(s) of property sold (e g , real estate, 2-story brick warehouse, or common stock, 200 shs MLC Co)	(b) How acquired P—Purchase D—Donation	(c) Date acquired (mo , day, yr)	(d) Date sold (mo , day, yr)
ENBRIDGE ENERGY PARTNERS	P	2005-04-25	2015-10-22
PHILLIPS 66 PARTNERS	P	2015-02-19	2015-10-22
PLAINS ALL AMERN PIPL LP	P	2011-08-08	2015-10-22
PLAINS GP HOLDINGS LP	P	2015-08-24	2015-10-22
EQUITY MIDSTREAM PARTNERS	P	2013-06-24	2015-10-22
CAPITAL GAINS FROM PASSTHROUGH	P		2014-11-01
CAPITAL GAINS FROM PASSTHROUGH	P		2015-10-31
SECTION 1231 LOSS FROM PASSTHROUGH	P		2015-10-31
GAIN ON SALE OF PROPERTY 275 E MAIN ST MIDWAY	P		2015-04-24

Form 990PF Part IV - Capital Gains and Losses for Tax on Investment Income - Columns e - h

(e) Gross sales price	(f) Depreciation allowed (or allowable)	(g) Cost or other basis plus expense of sale	(h) Gain or (loss) (e) plus (f) minus (g)
34,236		13,544	20,692
49,174		64,230	-15,056
33,945		32,197	1,748
22,750		23,550	-800
44,267		32,148	12,119
74			74
		341	-341
		98	-98
235,000	35,545	222,040	48,505

Form 990PF Part IV - Capital Gains and Losses for Tax on Investment Income - Columns i - l

Complete only for assets showing gain in column (h) and owned by the foundation on 12/31/69			(l) Gains (Col (h) gain minus col (k), but not less than -0-) or Losses (from col (h))
(i) F M V as of 12/31/69	(j) Adjusted basis as of 12/31/69	(k) Excess of col (i) over col (j), if any	
			20,692
			-15,056
			1,748
			-800
			12,119
			74
			-341
			-98
			48,505

TY 2014 Accounting Fees Schedule

Name: THE HARDY FOUNDATION INC

EIN: 82-0498583

Category	Amount	Net Investment Income	Adjusted Net Income	Disbursements for Charitable Purposes
ACCOUNTING	9,400	0	2,979	6,421

Note: To capture the full content of this document, please select landscape mode (11" x 8.5") when printing.

TY 2014 Depreciation Schedule

Name: THE HARDY FOUNDATION INC
EIN: 82-0498583

Description of Property	Date Acquired	Cost or Other Basis	Prior Years' Depreciation	Computation Method	Rate / Life (# of years)	Current Year's Depreciation Expense	Net Investment Income	Adjusted Net Income	Cost of Goods Sold Not Included
EGYPTIAN THEATRE - BUILDING & IMPROVEMENTS	1997-12-30	6,530	2,832	SL	39 0000000000000	167	0	167	
EGYPTIAN THEATRE - LAND	1997-12-30	96,450		L		0	0	0	
JOHN & MARGARET WATKINS HOUSE - BLDGS & IMPROVEMEN	1997-12-30	74,361	45,855	SL	27 5000000000000	2,704	0	2,704	
JOHN & MARGARET WATKINS HOUSE - LAND	1997-12-30	19,600		L		0	0	0	
1302 VISTA AVE, BOISE IDAHO - BUILDING	1999-01-04	22,735	22,735	SL	27 5000000000000	0	0	0	
1302 VISTA AVE, BOISE IDAHO - LAND	1999-01-04	11,608		L		0	0	0	
THEATRE SEATS - BALCONY	1999-09-30	32,000	32,000	SL	7 0000000000000	0	0	0	
EGYPTIAN THEATRE - ROOF REPAIR	1999-05-31	101,037	40,053	SL	39 0000000000000	2,591	0	2,591	
WATER HEATER - MIDWAY	1999-10-25	468	468	SL	7 0000000000000	0	0	0	
ARCHITECTURAL FEES - EGYPTIAN	1999-05-31	4,909	1,948	SL	39 0000000000000	126	0	126	
EGYPTIAN THEATRE - RENOVATION	1999-05-31	142,784	56,593	SL	39 0000000000000	3,661	0	3,661	
EGYPTIAN RENOVATION/BUILDING IMPROVEMENTS	1999-12-01	528,609	202,181	SL	39 0000000000000	13,554	0	13,554	
CRANE ALARM SYSTEM	2000-06-28	3,431	3,431	SL	7 0000000000000	0	0	0	
LOBBY LIGHTS	2000-07-12	257	257	SL	7 0000000000000	0	0	0	
SPOT LIGHTS	2000-08-17	384	384	SL	7 0000000000000	0	0	0	
FURN & FIXTURES (REEL)	2000-08-23	43,000	43,000	SL	7 0000000000000	0	0	0	
BALCONY SEATS	2000-10-31	34,606	34,606	SL	7 0000000000000	0	0	0	
CHILLERS	2000-08-08	2,095	769	SL	39 0000000000000	54	0	54	
SIGN - CAP BLVD	2000-08-15	3,000	3,000	SL	5 0000000000000	0	0	0	
HVAC SYS	2000-08-31	3,965	1,445	SL	39 0000000000000	102	0	102	

Description of Property	Date Acquired	Cost or Other Basis	Prior Years' Depreciation	Computation Method	Rate / Life (# of years)	Current Year's Depreciation Expense	Net Investment Income	Adjusted Net Income	Cost of Goods Sold Not Included
EGYPTIAN RENOVATION/BUILDING IMPROVEMENTS	2000-04-01	851,657	318,456	SL	39 0000000000000	21,837	0	21,837	
EQYPTIAN BUILDING IMPROVEMENTS	2001-09-08	37,544	12,679	SL	39 0000000000000	963	0	963	
EQYPTIAN BUILDING IMPROVEMENTS	2000-12-01	4,306	1,531	SL	39 0000000000000	110	0	110	
EGYPTIAN BUILDING IMOPROVEMENTS	2001-03-01	34,939	12,245	SL	39 0000000000000	896	0	896	
LIGHTING BEHIND GLASS	2001-09-08	5,353	1,804	SL	39 0000000000000	137	0	137	
CERAMIC TILE	2001-09-08	2,750	935	SL	39 0000000000000	71	0	71	
SECURITY SYSTEM	2000-11-01	858	858	SL	7 0000000000000	0	0	0	
AWNINGS	2001-01-01	10,610	10,610	SL	7 0000000000000	0	0	0	
EGYPTIAN FIXTURES	2001-03-01	1,955	1,955	SL	7 0000000000000	0	0	0	
16 MM PROJECTOR	2001-03-01	3,200	3,200	SL	7 0000000000000	0	0	0	
PROJECTION EQUIPMENT UPGRADE	2001-10-15	22,800	22,800	SL	7 0000000000000	0	0	0	
SIGNS	2001-09-08	10,307	10,307	SL	5 0000000000000	0	0	0	
MIDWAY #2 - 285 E MAIN	2000-11-06	276,438	99,232	SL	39 0000000000000	7,088	0	7,088	
MIDWAY IRRIG WATER SHARE - 285 E MAIN	2001-01-08	16,000		L		0	0	0	
LAWNMOWER	2001-07-17	275	275	SL	7 0000000000000	0	0	0	
WASHER & DRYER	2001-08-10	318	315	SL	7 0000000000000	0	0	0	
MIDWAY # 3 - 5 E MAIN	2000-11-06	949,870	243,560	SL	39 0000000000000	24,356	0	24,356	
LIGHTING BEHIND WINDOWS	2001-09-08	3,014	1,014	SL	39 0000000000000	77	0	77	
GLASS - CAPITAL BLVD	2001-09-08	2,481	843	SL	39 0000000000000	64	0	64	
CARPET - 5 W MAIN	2002-02-25	773	773	SL	7 0000000000000	0	0	0	

Description of Property	Date Acquired	Cost or Other Basis	Prior Years' Depreciation	Computation Method	Rate / Life (# of years)	Current Year's Depreciation Expense	Net Investment Income	Adjusted Net Income	Cost of Goods Sold Not Included
APPLIANCES - 5 W MAIN	2001-11-07	256	256	SL	7 0000000000000	0	0	0	
MIDWAY - 5 W MAIN	2001-11-07	198,630	66,209	SL	39 0000000000000	5,093	0	5,093	
EGYPTIAN - BUILDING RESTORATION	2001-12-17	7,271	2,387	SL	39 0000000000000	186	0	186	
EGYPTIAN - BUILDING RESTORATION	2002-07-31	10,808	3,393	SL	39 0000000000000	277	0	277	
PROJECTION EQUIPMENT UPGRADE	2001-12-17	26,662	26,662	SL	7 0000000000000	0	0	0	
PROJECTION EQUIPMENT UPGRADE	2002-02-02	252	252	SL	7 0000000000000	0	0	0	
PROJECTION EQUIPMENT UPGRADE	2002-05-22	1,864	1,864	SL	7 0000000000000	0	0	0	
LIGHT FIXTURES	2002-08-31	1,155	1,155	SL	7 0000000000000	0	0	0	
EGYPTIAN - HVAC	2002-10-29	12,135	3,732	SL	39 0000000000000	311	0	311	
1302 VISTA - HVAC	2002-09-30	1,402	435	SL	39 0000000000000	36	0	36	
ARCHITECTURAL FEES - EGYPTIAN	2002-08-31	31,100	9,697	SL	39 0000000000000	797	0	797	
EGYPTIAN - BUILDING RESTORATION	2002-11-29	5,404	1,656	SL	39 0000000000000	139	0	139	
19' X 36' SCREEN	2002-11-29	1,368	1,365	SL	7 0000000000000	0	0	0	
EGYPTIAN - RESTROOM REMODEL	2002-11-29	1,646	501	SL	39 0000000000000	42	0	42	
54' WIDE BLACK COMMANDO CLOTH	2002-11-29	375	375	SL	7 0000000000000	0	0	0	
FURNITURE	2002-12-31	4,468	4,468	SL	7 0000000000000	0	0	0	
PROJECTION ROOM EQUIPMENT	2003-02-28	481	481	SL	7 0000000000000	0	0	0	
70 MM LENS FOR PROJECTOR	2003-05-30	2,089	2,086	SL	7 0000000000000	0	0	0	
INSTALLATION OF HVAC SYSTEM	2002-11-29	322	96	SL	39 0000000000000	8	0	8	
EGYPTIAN - HANDICAP ACCESS IMPROVEMENT	2003-03-31	8,302	2,467	SL	39 0000000000000	213	0	213	

Description of Property	Date Acquired	Cost or Other Basis	Prior Years' Depreciation	Computation Method	Rate / Life (# of years)	Current Year's Depreciation Expense	Net Investment Income	Adjusted Net Income	Cost of Goods Sold Not Included
EGYPTIAN - THEATRE PIPE ORGAN	2003-09-23	1	1	SL	7 0000000000000	0	0	0	
MIDWAY #2 - RESTORATION	2003-09-30	758	211	SL	39 0000000000000	19	0	19	
MIDWAY #3 - ROOFING	2003-06-30	19,695	5,723	SL	39 0000000000000	505	0	505	
MIDWAY #5 - ROOFING	2003-06-30	7,870	2,289	SL	39 0000000000000	202	0	202	
MIDWAY #5 - FENCE	2003-09-23	3,444	975	SL	39 0000000000000	88	0	88	
ARCHITECTURAL FEES - EGYPTIAN	2003-03-07	36,500	10,920	SL	39 0000000000000	936	0	936	
DOORS IN GREEN ROOM	2003-11-28	6,683	6,683	SL	7 0000000000000	0	0	0	
PROJECTION BOOTH EQUIPMENT	2003-11-28	517	517	SL	7 0000000000000	0	0	0	
PROJECTION BOOTH SOUND EQUIPMENT	2003-11-28	828	828	SL	7 0000000000000	0	0	0	
USED CINEMA EQUIPMENT	2003-11-28	1,370	1,370	SL	7 0000000000000	0	0	0	
USED STRAND 48 CHANNEL MX CONSOLE	2004-03-23	1,800	1,800	SL	7 0000000000000	0	0	0	
BLOWER FANS	2004-08-31	346	343	SL	7 0000000000000	0	0	0	
PROJECTION ROOM FANS, DUCTS & SUPPLY DIFFUSERS	2004-09-30	2,200	2,200	SL	7 0000000000000	0	0	0	
GELATO MACHINE FRAME & WHEELS	2004-09-30	352	352	SL	7 0000000000000	0	0	0	
MIDWAY #2 - WINDOWS	2004-05-07	2,273	609	SL	39 0000000000000	58	0	58	
MIDWAY #2 - KTCHEN & BATH REMODEL	2004-06-30	8,172	2,170	SL	39 0000000000000	210	0	210	
MIDWAY #3 - CHIMNEY RESTORATION	2003-11-06	6,451	1,815	SL	39 0000000000000	165	0	165	
MIDWAY #3 - ROOF	2004-09-30	14,961	3,872	SL	39 0000000000000	384	0	384	
MIDWAY #4 - LAND	2003-12-01	97,795		L		0	0	0	
MIDWAY #4 - BUILDING	2003-12-01	80,000	22,390	SL	39 0000000000000	1,026	0	1,026	

Description of Property	Date Acquired	Cost or Other Basis	Prior Years' Depreciation	Computation Method	Rate / Life (# of years)	Current Year's Depreciation Expense	Net Investment Income	Adjusted Net Income	Cost of Goods Sold Not Included
MIDWAY #4 - DOORS	2004-06-30	985	985	SL	7 0000000000000	0	0	0	
MIDWAY #4 - DOORS & VANITY	2004-09-30	960	960	SL	7 0000000000000	0	0	0	
MIDWAY #4 - CARPET	2004-02-27	848	848	SL	7 0000000000000	0	0	0	
MIDWAY #5 - ROOF	2004-01-16	6,336	1,742	SL	39 0000000000000	162	0	162	
MIDWAY #5 - EXTERIOR BRICK RESTORATION	2004-10-27	44,245	11,340	SL	39 0000000000000	1,134	0	1,134	
MIDWAY #5 - FENCE	2004-10-28	9,450	6,300	SL	15 0000000000000	630	0	630	
VISTA - GUTTERS	2004-07-09	5,275	5,275	SL	7 0000000000000	0	0	0	
VISTA - MINI SPLIT HEAT PUMP SYSTEM	2004-04-29	3,811	1,029	SL	39 0000000000000	98	0	98	
MIDWAY #3 - WINDOWS	2004-05-07	1,665	451	SL	39 0000000000000	43	0	43	
ARCHITECTURAL FEES - EGYPTIAN	2004-06-30	36,500	9,672	SL	39 0000000000000	936	0	936	
RESTORATION 8 SIDED COLUMN	2005-05-26	3,987	961	SL	39 0000000000000	102	0	102	
BACKSTAGE LIGHTS	2005-01-26	515	515	SL	7 0000000000000	0	0	0	
NEW AUDIO EQUIP	2005-01-26	1,988	1,988	SL	7 0000000000000	0	0	0	
NEW SECURTIY SYSTEM	2005-01-29	12,255	12,255	SL	7 0000000000000	0	0	0	
AIR CONDITIONER	2005-01-29	901	901	SL	7 0000000000000	0	0	0	
MECHANICAL SYSTEM COUNTER	2005-03-04	3,232	3,232	SL	7 0000000000000	0	0	0	
COMPUTER FOR HVAC	2005-01-29	1,166	1,166	SL	7 0000000000000	0	0	0	
NEW FURNACE	2004-12-31	2,453	2,450	SL	7 0000000000000	0	0	0	
FINISH FENCE	2005-07-12	64	64	SL	7 0000000000000	0	0	0	
REMODEL	2004-12-15	8,683	2,211	SL	39 0000000000000	223	0	223	

Description of Property	Date Acquired	Cost or Other Basis	Prior Years' Depreciation	Computation Method	Rate / Life (# of years)	Current Year's Depreciation Expense	Net Investment Income	Adjusted Net Income	Cost of Goods Sold Not Included
ANTIQUE OAK FRAME	2005-08-31	210	210	SL	7 0000000000000	0	0	0	
GARAGE RESTORATION	2005-06-23	7,388	1,764	SL	39 0000000000000	95	0	95	
FLOORING	2005-06-23	1,571	1,571	SL	7 0000000000000	0	0	0	
REMODEL	2005-04-18	61,968	15,095	SL	39 0000000000000	1,589	0	1,589	
ELECTRIC ROUGE	2004-11-15	559	559	SL	7 0000000000000	0	0	0	
NEW CARPET	2005-03-30	1,269	1,269	SL	7 0000000000000	0	0	0	
CONCRETE SIDEWALK	2005-07-29	1,398	860	SL	15 0000000000000	93	0	93	
SPRINKLERS	2005-10-14	284	173	SL	15 0000000000000	19	0	19	
MIDWAY # 7 LAND	2005-02-14	217,479		L		0	0	0	
LANDSCAPE & SPRINKLERS	2005-09-12	5,668	3,462	SL	15 0000000000000	378	0	378	
MIDWAY # 8 LAND	2005-02-25	99,843		L		0	0	0	
MIDWAY # 8 HOUSE	2005-02-05	399,372	99,840	SL	39 0000000000000	10,240	0	10,240	
MIDWAY # 8 F&F	2005-08-31	2,420	568	SL	39 0000000000000	62	0	62	
MIDWAY # 9 LAND	2005-06-10	71,293		L		0	0	0	
MIDWAY # 9 HOUSE	2005-06-10	285,173	68,855	SL	39 0000000000000	7,312	0	7,312	
MIDWAY # 9 CARPET	2005-09-12	3,914	3,914	SL	7 0000000000000	0	0	0	
NEW SECURTIY SYSTEM	2005-08-31	1,340	1,340	SL	7 0000000000000	0	0	0	
MIDWAY # 10 LAND	2005-06-24	40,023		L		0	0	0	
MIDWAY # 10 BUILDING	2005-06-24	160,092	38,313	SL	39 0000000000000	4,105	0	4,105	
REMODEL OF BUILDING	2006-09-19	59,367	12,303	SL	39 0000000000000	1,522	0	1,522	

Description of Property	Date Acquired	Cost or Other Basis	Prior Years' Depreciation	Computation Method	Rate / Life (# of years)	Current Year's Depreciation Expense	Net Investment Income	Adjusted Net Income	Cost of Goods Sold Not Included
EGYPTIAN - BUILDING RESTORATION	2006-08-31	8,642	1,813	SL	39 0000000000000	222	0	222	
STAGE RENOVATION	2006-03-28	62,637	13,785	SL	39 0000000000000	1,606	0	1,606	
HVAC SYS	2005-12-30	4,856	1,104	SL	39 0000000000000	125	0	125	
MIDWAY - UT SURVEY LAND	2006-09-12	415		L		0	0	0	
WATER HEATER	2005-12-30	677	677	200DB	7 0000000000000	0	0	0	
MIDWAY #4 REMODEL	2006-08-11	6,689	1,419	SL	39 0000000000000	86	0	86	
MIDWAY #5 REMODEL	2006-06-17	4,408	942	SL	39 0000000000000	113	0	113	
MIDWAY - 5 W MAIN NEW SPRINKLER SYS	2005-11-29	1,390	829	SL	15 0000000000000	93	0	93	
MIDWAY - 5 W MAIN LANDSCAPE	2006-07-28	10,800	5,940	SL	15 0000000000000	720	0	720	
MIDWAY # 7 LANDSCAPE	2005-11-29	3,138	1,864	SL	15 0000000000000	209	0	209	
MIDWAY # 8 REMODEL	2006-08-31	40,118	8,403	SL	39 0000000000000	1,029	0	1,029	
MIDWAY # 9 REMODEL	2005-12-16	875	195	SL	39 0000000000000	22	0	22	
ART WORK - GARTH CLARK GALLERY	2006-02-20	50,000		L		0	0	0	
ART WORK- FRAENKEL GALLERY	2007-05-03	45,675		L		0	0	0	
MIDWAY # 10 - REMODEL	2007-09-28	129,380	23,495	SL	39 0000000000000	3,317	0	3,317	
8TH E MAIN- LANDSCAPE	2007-10-31	20,779	9,695	SL	15 0000000000000	1,385	0	1,385	
EGYPTIAN - RESTORATIVE PAINTING	2007-01-31	12,685	12,685	SL	7 0000000000000	0	0	0	
EGYPTIAN - LIGHTING/SOUND RESTORATION	2007-09-28	131,558	131,558	SL	7 0000000000000	0	0	0	
MIDWAY-1 (WATKINS HOUSE) ROOF/BLDG RESTORATION	2007-10-31	32,464	5,824	SL	39 0000000000000	832	0	832	
MIDWAY-1 (WATKINS HOUSE) FURNITURE	2006-12-07	360	357	SL	7 0000000000000	0	0	0	

Description of Property	Date Acquired	Cost or Other Basis	Prior Years' Depreciation	Computation Method	Rate / Life (# of years)	Current Year's Depreciation Expense	Net Investment Income	Adjusted Net Income	Cost of Goods Sold Not Included
MIDWAY 2 RESORTATION	2007-08-28	41,306	7,590	SL	39 0000000000000	1,059	0	1,059	
1116 OWYHEE	2007-10-09	5,000		L		0	0	0	
1302 VISTA - WATER HEATER	2007-08-10	1,485	1,485	200DB	7 0000000000000	0	0	0	
MIDWAY 3 FURNITURE FIXTURES	2007-02-08	3,956	3,956	SL	7 0000000000000	0	0	0	
MIDWAY - 5 WOODSTOVE	2007-10-31	2,999	2,999	200DB	7 0000000000000	0	0	0	
MIDWAY - 5 PAVING	2007-10-31	2,000	931	SL	15 0000000000000	133	0	133	
MIDWAY 4-RANGE	2007-08-28	543	543	200DB	7 0000000000000	0	0	0	
MIDWAY 8-FENCING	2007-03-30	4,644	4,641	SL	7 0000000000000	0	0	0	
MIDWAY 9-LAND SURVEY	2006-12-31	3,485		L		0	0	0	
1116 OWYHEE	2007-11-01	480,349	86,219	SL	39 0000000000000	12,317	0	12,317	
1116 OWYHEE - LANDSCAPING	2008-07-11	878	374	SL	15 0000000000000	59	0	59	
391 (377) E MAIN - REFRIGERATOR	2008-10-28	497	230	200DB	7 0000000000000	18	0	71	
404 E MAIN - SPRINKLER SYSTEM	2008-07-11	1,041	437	SL	15 0000000000000	69	0	69	
404 E MAIN - FENCE	2008-08-29	1,306	537	SL	15 0000000000000	87	0	87	
EGYTIAN - PROJECTION ROOM EQUIPMENT	2007-12-31	4,202	4,156	200DB	7 0000000000000	46	0	46	
EGYTIAN - STAGE	2008-03-18	3,498	1,689	200DB	7 0000000000000	58	0	208	
EGYTIAN - PROJECTION ROOM FLOORING	2008-09-30	975	450	200DB	7 0000000000000	37	0	128	
EGYTIAN - AMPLIFIERS	2008-10-28	4,509	2,082	200DB	7 0000000000000	172	0	644	
MIDWAY # 10 - BLOCK FOIL CEILING COVER	2007-11-07	1,060	189	SL	39 0000000000000	27	0	27	
8 EAST MAIN - FLOORING	2008-10-20	1,500	692	200DB	7 0000000000000	57	0	214	

Description of Property	Date Acquired	Cost or Other Basis	Prior Years' Depreciation	Computation Method	Rate / Life (# of years)	Current Year's Depreciation Expense	Net Investment Income	Adjusted Net Income	Cost of Goods Sold Not Included
8 EAST MAIN - PAVING	2007-11-07	3,173	1,484	SL	15 0000000000000	212	0	212	
8 EAST MAIN - ASPHALT	2008-01-30	1,590	716	SL	15 0000000000000	106	0	106	
COMPUTER EQUIPMENT	2008-09-17	794	397	200DB	5 0000000000000	0	0	0	
ART WORK - SHIPROCK SANTA FE	2008-09-17	6,876		L		0	0	0	
EGYPTIAN - CUE APPLICATOR	2008-11-11	354	158	200DB	7 0000000000000	15	0	51	
EGYPTIAN - GLASS PANELS	2008-12-16	7,500	3,382	200DB	7 0000000000000	328	0	1,071	
EGYPTIAN - STAGE EXTENSION	2009-08-31	25,643	3,400	SL	39 0000000000000	658	0	658	
EGYPTIAN - ONLINE TICKET PRINTER	2009-08-31	1,800	753	200DB	7 0000000000000	79	0	257	
EGYPTIAN - LED HYBRID LIGHTING	2009-09-30	7,684	3,212	200DB	7 0000000000000	335	0	1,098	
MIDWAY - 5 UPSTAIRS BEDROOM REMODEL	2009-04-30	11,577	1,633	SL	39 0000000000000	297	0	297	
MIDWAY - 7 WARRANTY DEED	2009-07-31	45	5	SL	39 0000000000000	1	0	1	
MIDWAY - 8 REMODEL	2009-10-09	29,097	3,761	SL	39 0000000000000	746	0	746	
MIDWAY - 8 RAIN GUTTER	2009-09-30	3,024	518	SL	15 0000000000000	101	0	101	
MIDWAY - 8 VINYL FLOORING	2008-11-28	1,754	791	200DB	7 0000000000000	77	0	251	
MIDWAY - 8 WATER HEATER	2008-12-16	800	361	200DB	7 0000000000000	35	0	114	
MIDWAY - 9 REMODEL	2009-09-30	125,817	16,399	SL	39 0000000000000	3,226	0	3,226	
ART WORK - J FRANKLIN FINE ART	2009-09-17	17,848		L		0	0	0	
ART WORK - DIVIT CARDOZA	2009-10-31	2,480		L		0	0	0	
FURN & FIXT - FOUR DRAWER LEGAL FILES	2010-06-30	541	200	200DB	7 0000000000000	24	0	77	
FURN & FIXT - FOUR DRAWER LEGAL FILE	2010-07-16	114	42	200DB	7 0000000000000	5	0	16	

Description of Property	Date Acquired	Cost or Other Basis	Prior Years' Depreciation	Computation Method	Rate / Life (# of years)	Current Year's Depreciation Expense	Net Investment Income	Adjusted Net Income	Cost of Goods Sold Not Included
MIDWAY #10 - EXTERIOR BUILDING SEALANT	2010-06-11	1,708	192	SL	39 0000000000000	44	0	44	
MIDWAY #10 - HEAT TAPE	2009-11-30	3,500	1,548	200DB	7 0000000000000	156	0	500	
MIDWAY #11 - BUILDING	2010-03-30	381,192	45,205	SL	39 0000000000000	9,774	0	9,774	
EGYPTIAN - WELL PUMP	2009-11-17	4,082	1,804	200DB	7 0000000000000	182	0	583	
EGYPTIAN - LIGHT FIXTURES	2009-12-08	704	311	200DB	7 0000000000000	31	0	101	
EGYPTIAN - STAGE	2009-12-28	39,291	4,910	SL	39 0000000000000	1,007	0	1,007	
EGYPTIAN - BANQUET TABLE	2009-12-28	482	213	200DB	7 0000000000000	22	0	69	
EGYPTIAN - WINE THEATER LIGHTING	2010-05-19	914	339	200DB	7 0000000000000	41	0	131	
EGYPTIAN - PROJECTOR SYSTEM	2010-09-07	40,498	13,561	200DB	7 0000000000000	1,806	0	5,785	
EGYPTIAN - DIGITAL PROJECTOR SHELF	2010-10-11	1,909		200DB	7 0000000000000	0	0	273	
EGYPTIAN - DIGITAL LIGHT CONTROL	2010-10-27	773		200DB	7 0000000000000	0	0	110	
PIPE ORGAN	2010-03-31	15,559		L		0	0	0	
MIDWAY #2 - STORM WINDOWS	2010-09-29	3,125	330	SL	39 0000000000000	80	0	80	
MIDWAY #2 - CARPET/VINYL	2010-08-24	2,661	891	200DB	7 0000000000000	119	0	380	
MIDWAY #3 - BARN RESTORATION	2010-04-30	7,662	890	SL	39 0000000000000	196	0	196	
MIDWAY #3 - GINGERBREAD HOUSE GABLES	2010-05-19	1,695	628	200DB	7 0000000000000	76	0	242	
MIDWAY #3 - BUILDING EXTERIOR REMODEL	2010-07-29	29,838	3,283	SL	39 0000000000000	765	0	765	
MIDWAY #8 - ROOF	2010-02-11	2,432	292	SL	39 0000000000000	62	0	62	
MIDWAY #9 - WOODWORK TRIM	2009-11-12	2,549	1,127	200DB	7 0000000000000	114	0	364	
MIDWAY #9 - EXTERIOR BRICK RESTORATION	2009-11-17	3,373	427	SL	39 0000000000000	86	0	86	

Description of Property	Date Acquired	Cost or Other Basis	Prior Years' Depreciation	Computation Method	Rate / Life (# of years)	Current Year's Depreciation Expense	Net Investment Income	Adjusted Net Income	Cost of Goods Sold Not Included
MIDWAY #9 - REMODEL	2009-12-28	48,774	6,098	SL	39 0000000000000	1,251	0	1,251	
MIDWAY #9 - ROOF	2010-02-11	11,668	1,408	SL	39 0000000000000	299	0	299	
ART WORK - VOULKOS STACK PIECE	2009-12-31	25,000		L		0	0	0	
ART WORK - CLOUD BURST SERIES TILES	2010-05-19	954		L		0	0	0	
ART WORK - THE NEXT MORNING	2010-10-11	3,710		L		0	0	0	
MIDWAY #11 - WINDOWS	2010-11-30	93	8	SL	39 0000000000000	2	0	2	
MIDWAY #11 - APPLIANCES	2010-11-03	932	640	200DB	7 0000000000000	83	0	133	
EGYPTIAN - PROJECTOR SYSTEM	2010-12-28	6,500	4,470	200DB	7 0000000000000	580	0	929	
EGYPTIAN - STEREO SHOP BOXES/PROJECTOR COVERS	2011-01-31	1,591		200DB	7 0000000000000	0	0	227	
EGYPTIAN - PROJECTOR SYSTEM	2011-01-31	3,406		200DB	7 0000000000000	0	0	487	
MIDWAY #1 - CARPET	2011-10-01	628		200DB	7 0000000000000	0	0	90	
MIDWAY #2 - APPLIANCES	2010-11-03	1,214	834	200DB	7 0000000000000	108	0	173	
MIDWAY #2 - FURNACE	2010-11-30	2,247	1,545	200DB	7 0000000000000	201	0	321	
MIDWAY #2 - FRIDGE	2011-10-18	450		200DB	7 0000000000000	0	0	64	
MIDWAY #3 - MASONRY RESTORATION	2011-06-30	3,000	260	SL	39 0000000000000	77	0	77	
MIDWAY #4 - FURNACE	2011-01-31	2,477		200DB	7 0000000000000	0	0	177	
MIDWAY #8 - WOOD STOVE	2011-02-15	3,314		200DB	7 0000000000000	0	0	473	
ART WORK - SORENSEN "FJORN"	2011-03-01	4,500		L		0	0	0	
ART WORK - PANDER - ENOLA GAY	2011-04-30	25,500		L		0	0	0	
MIDWAY #10 IMPROVEMENTS	2012-05-18	4,716	297	SL	39 0000000000000	121	0	121	

Description of Property	Date Acquired	Cost or Other Basis	Prior Years' Depreciation	Computation Method	Rate / Life (# of years)	Current Year's Depreciation Expense	Net Investment Income	Adjusted Net Income	Cost of Goods Sold Not Included
MIDWAY #11 IMPROVEMENTS	2012-06-20	35,104	2,138	SL	39 0000000000000	900	0	900	
MIDWAY #11 IMPROVEMENTS	2012-09-10	21,028	1,145	SL	39 0000000000000	539	0	539	
MIDWAY #11 IMPROVEMENTS	2012-09-14	19,182	1,045	SL	39 0000000000000	492	0	492	
MIDWAY #12 LOT - 80 E MAIN	2012-05-07	225,149		L		0	0	0	
EGYPTIAN IMPROVEMENTS	2011-12-31	13,034	960	SL	39 0000000000000	334	0	334	
MIDWAY #1 - REFRIGERATOR	2011-12-31	478		200DB	5 0000000000000	0	0	96	
MIDWAY #1 WASHER/DRYER	2012-05-18	1,240	441	200DB	5 0000000000000	71	0	248	
MIDWAY #2 WATER HEATER	2012-07-31	1,125	400	200DB	5 0000000000000	65	0	225	
MIDWAY #3 IMPROVEMENTS	2012-06-29	12,531	762	SL	39 0000000000000	321	0	321	
MIDWAY #3 IMPROVEMENTS	2012-08-31	17,036	965	SL	39 0000000000000	437	0	437	
MIDWAY #4 WATER HEATER	2012-09-14	1,560	556	200DB	5 0000000000000	45	0	156	
ART WORK - CERAMIC G LUKENS	2012-05-18	18,000		L		0	0	0	
ABSTRACT MASONRY RESTORATION	2012-11-09	5,869	294	SL	39 0000000000000	150	0	150	
MIDWAY 90 E MAIN	2013-04-30	281,233	11,117	SL	39 0000000000000	7,211	0	7,211	
MIDWAY 90 E MAIN LAND	2013-04-30	118,767		L		0	0	0	
EGYPTIAN - FURNITURE, FIXTURES & EQUIPMENT	2012-11-09	3,451	369	SL	7 0000000000000	246	0	493	
EGYPTIAN - HVAC	2012-12-18	6,666	321	SL	39 0000000000000	171	0	171	
EGYPTIAN - HVAC	2013-01-31	11,494	528	SL	39 0000000000000	295	0	295	
EGYPTIAN - HVAC	2013-06-30	851	30	SL	39 0000000000000	22	0	22	
EGYPTIAN - HVAC	2013-06-30	1,818	64	SL	39 0000000000000	47	0	47	

Description of Property	Date Acquired	Cost or Other Basis	Prior Years' Depreciation	Computation Method	Rate / Life (# of years)	Current Year's Depreciation Expense	Net Investment Income	Adjusted Net Income	Cost of Goods Sold Not Included
EGYPTIAN - HVAC	2013-08-31	896	28	SL	39 0000000000000	23	0	23	
EGYPTIAN - HVAC	2013-09-30	1,662	48	SL	39 0000000000000	43	0	43	
MIDWAY #3 ABSTRACT MASONRY RESTORATION	2013-01-31	9,199	423	SL	39 0000000000000	236	0	236	
MIDWAY #3 ABSTRACT MASONRY RESTORATION	2013-02-28	21,252	931	SL	39 0000000000000	545	0	545	
MIDWAY #3 ABSTRACT MASONRY RESTORATION	2013-04-30	13,417	530	SL	39 0000000000000	344	0	344	
MIDWAY #3 ABSTRACT MASONRY RESTORATION	2013-06-30	4,688	165	SL	39 0000000000000	120	0	120	
MIDWAY #3 ABSTRACT MASONRY RESTORATION	2013-10-31	12,938	346	SL	39 0000000000000	332	0	332	
MIDWAY #11 EXTERIOR RESTORATION	2014-10-31	51,933	55	SL	39 0000000000000	1,332	0	1,332	
MIDWAY #11 - WINDOWS RESTORATION AND REPLACEMENTS	2014-10-31	30,560	33	SL	39 0000000000000	784	0	784	
MIDWAY #11 - GUTTERS	2014-10-31	2,145	2	SL	39 0000000000000	55	0	55	
MIDWAY #11 - ATTIC INSULATION	2014-10-31	1,370	1	SL	39 0000000000000	35	0	35	
EGYPTIAN - ELECTRICAL UPGRADE	2014-08-31	5,705	30	SL	39 0000000000000	146	0	146	
EGYPTIAN - ELECTRICAL UPGRADE	2014-10-31	8,220	9	SL	39 0000000000000	211	0	211	
EGYPTIAN -SOUND EQUIPMENT	2014-10-31	15,026	134	SL	7 0000000000000	1,073	0	2,147	
MIDWAY #3 - ABSTRACT MASONRY RESTORATION	2014-01-31	24,489	497	SL	39 0000000000000	628	0	628	
MIDWAY #3 - ABSTRACT MASONRY RESTORATION	2014-02-28	17,594	320	SL	39 0000000000000	451	0	451	
MIDWAY #3 - ABSTRACT MASONRY RESTORATION	2014-02-28	9,093	165	SL	39 0000000000000	233	0	233	
MIDWAY #3 - ABSTRACT MASONRY RESTORATION	2014-02-28	5,980	109	SL	39 0000000000000	153	0	153	
MIDWAY #3 - EXTERIOR RESTORATION	2014-10-31	63,478	68	SL	39 0000000000000	1,628	0	1,628	
MIDWAY #3 - INTERIOR RESTORATION	2014-10-31	8,625	9	SL	39 0000000000000	221	0	221	

Description of Property	Date Acquired	Cost or Other Basis	Prior Years' Depreciation	Computation Method	Rate / Life (# of years)	Current Year's Depreciation Expense	Net Investment Income	Adjusted Net Income	Cost of Goods Sold Not Included
MIDWAY #3 - WINDOW RESTORATION AND REPLACEMENTS	2014-10-31	58,687	63	SL	39 0000000000000	1,505	0	1,505	
MIDWAY #3 - GUTTERS	2014-10-31	3,878	4	SL	39 0000000000000	99	0	99	
MIDWAY #3 - EXTERIOR RESTORATION	2013-11-30	6,655	164	SL	39 0000000000000	171	0	171	
MIDWAY #11 - ABSTRACT MASONRY RESTORATION	2015-06-22	12,723		SL	39 0000000000000	122	0	122	
MIDWAY # 11 - BARN RENOVATION	2015-04-30	78,673		SL	39 0000000000000	1,093	0	1,093	
CRANE ALARM SYSTEM	2015-02-28	1,300		SL	7 0000000000000	124	0	124	
MIDWAY # 9 WINDOW REBUILD	2015-05-31	46,885		SL	39 0000000000000	551	0	551	

TY 2014 General Explanation Attachment**Name:** THE HARDY FOUNDATION INC**EIN:** 82-0498583

Identifier	Return Reference	Explanation
IRC SECTION 751 STATEMENTS	FORM 990-PF, PART 1 LINE 11	THE TAXPAYER HAS REPORTED ORDINARY INCOME UPON THE DISPOSITION OF UNITS IN EQT MIDSTREAM PARTNERS, LP, AS PROVIDED BY THE PARTNERSHIP THE AMOUNT WAS DETERMINED IN ACCORDANCE WITH INTERNAL REVENUE CODE SECTION 751 DETAILED INFORMATION IS AVAILABLE FROM THE PARTNERSHIP UPON REQUEST

Identifier	Return Reference	Explanation
IRC SECTION 751 STATEMENTS	FORM 990-PF, PART 1 LINE 11	THE TAXPAYER HAS REPORTED ORDINARY INCOME UPON THE DISPOSITION OF UNITS IN OAKTREE CAPITAL GROUP LLC, AS PROVIDED BY THE PARTNERSHIP. THE AMOUNT WAS DETERMINED IN ACCORDANCE WITH INTERNAL REVENUE CODE SECTION 751. DETAILED INFORMATION IS AVAILABLE FROM THE PARTNERSHIP UPON REQUEST.

Identifier	Return Reference	Explanation
IRC SECTION 751 STATEMENTS	FORM 990-PF, PART 1 LINE 11	THE TAXPAYER HAS REPORTED ORDINARY INCOME UPON THE DISPOSITION OF UNITS IN PLAINS ALL AMERICAN PIPELINE, LP, AS PROVIDED BY THE PARTNERSHIP THE AMOUNT WAS DETERMINED IN ACCORDANCE WITH INTERNAL REVENUE CODE SECTION 751 DETAILED INFORMATION IS AVAILABLE FROM THE PARTNERSHIP UPON REQUEST

Identifier	Return Reference	Explanation
IRC SECTION 751 STATEMENTS	FORM 990-PF, PART 1 LINE 11	THE TAXPAYER HAS REPORTED ORDINARY INCOME UPON THE DISPOSITION OF UNITS IN ENBRIDGE ENERGY PARTNERS, LP, AS PROVIDED BY THE PARTNERSHIP. THE AMOUNT WAS DETERMINED IN ACCORDANCE WITH INTERNAL REVENUE CODE SECTION 751. DETAILED INFORMATION IS AVAILABLE FROM THE PARTNERSHIP UPON REQUEST.

Identifier	Return Reference	Explanation
IRC SECTION 751 STATEMENTS	FORM 990-PF, PART 1 LINE 11	THE TAXPAYER HAS REPORTED ORDINARY INCOME UPON THE DISPOSITION OF UNITS IN PHILLPS 66 PARTNERS, LP, AS PROVIDED BY THE PARTNERSHIP. THE AMOUNT WAS DETERMINED IN ACCORDANCE WITH INTERNAL REVENUE CODE SECTION 751. DETAILED INFORMATION IS AVAILABLE FROM THE PARTNERSHIP UPON REQUEST.

**TY 2014 Investments Corporate
Stock Schedule**

Name: THE HARDY FOUNDATION INC
EIN: 82-0498583

Name of Stock	End of Year Book Value	End of Year Fair Market Value
ABBOTT LABS	31,564	61,152
ABBVIE INC	34,228	81,286
AIRBUS GROUP NV	48,450	53,193
ALASKA AIR	21,269	57,950
ALBEMARLE CORP COM	94,513	88,308
ALEXION PHARMS INC	25,173	26,400
ALIBABA GROUP HOLDING LT	47,555	46,945
AMAZON COM INC	80,718	184,641
AMERICAN AIRLS GROUP INC	98,048	146,980
ARCHER DANIELS MIDLD	24,645	34,245
AUTODESK INC DEL PV	24,768	50,775
AVERY DENNISON CORP	47,313	53,275
BIOGEN	33,051	39,219
BOEING COMPANY	63,627	139,186
CANTEL MEDICAL CORP	65,643	106,704
CEPHIED INC CALIF COM	25,913	25,050
CHURCH & DWIGHT CO INC	54,178	55,959
COSTCO WHOLESALE CRP	54,908	61,667
DB CONT CAPT TRST II	60,269	66,616
DELTA AIR	71,499	180,482
DEUTSCHE BK CAP TRUST V	39,360	41,010
DIGITAL RLTY TR INC	29,885	36,980
DU POINT E I DE NEMOURS	23,672	31,700
EGYPTIAN THEATER CO	450,000	450,000
GILEAD	37,440	67,041
HALYARD HEALTH INC	2,075	2,820
ILLUMINA INC	38,090	30,089
INGERSOLL-RAND PLC	39,175	63,408
INTERCEPT PHARMACEUTICAL	40,912	25,152
JOHNSON & JOHNSON	32,063	54,556

Name of Stock	End of Year Book Value	End of Year Fair Market Value
KIMBERLY CLARK	47,891	90,980
KINDER MORGAN MANAGEMENT LLC	30,870	44,963
MCKESSON CORPAORATION COM	35,509	26,820
MEAD JOHNSON NUTRITION CO	35,662	31,980
METTLER-TOLEDO INTL INC	26,432	27,989
NETFLIX COM INC	25,134	28,179
ORACLE CORP DEL	62,073	75,738
OREXIGEN	29,552	13,680
PALO ALTO NETWORKS INC	97,945	127,190
PFIZER INC	45,228	92,464
PRECISION CASTPARTS	60,136	76,167
PUMA BIOTECH	67,483	103,025
REGENERON PHARMACTCLS	68,251	133,774
SAP AG SHS	24,944	39,355
SEALED AIR CORP	38,348	98,240
SONOCO PRODUCTS CO	32,152	30,310
SOUTHERN COMPANY	50,088	59,758
SOUTHWEST AIRLINES CO	61,310	132,389
SPIRIT AIRLS INC COM	24,120	16,704
TELEFONICA SA SPAIN ADR	8,912	7,494
TIFFANY & CO NEW	35,182	41,220
V F CORPORATION	34,405	70,221
VERTEX PHARMCTLS INC	37,578	57,380
WELLS FARGO & CO NEW	40,240	47,540
WILLIAMS COMPANIES	29,787	78,880

TY 2014 Investments - Other Schedule**Name:** THE HARDY FOUNDATION INC**EIN:** 82-0498583

Category / Item	Listed at Cost or FMV	Book Value	End of Year Fair Market Value
ARTISAN SMALL CAP FUND	AT COST	32,832	53,496
CONSUMER DISCRETIONARY	AT COST	28,450	40,485
ISHARES MSCI EMU ETF	AT COST	63,706	58,223
ISHARES NASDAQ BIOTECH	AT COST	29,354	65,092
MATTHEWS ASIA SCIENCE & TECHNOLOGY FUND	AT COST	61,673	81,627
SPDR S P CHINA	AT COST	28,687	34,619
VANGUARD MEGA CAP 300	AT COST	18,468	34,156

TY 2014 Land, Etc. Schedule

Name: THE HARDY FOUNDATION INC
 EIN: 82-0498583

Category / Item	Cost / Other Basis	Accumulated Depreciation	Book Value	End of Year Fair Market Value
EGYPTIAN THEATRE - BUILDING & IMPROVEMENTS	6,530	2,999	3,531	
EGYPTIAN THEATRE - LAND	96,450	0	96,450	
JOHN & MARGARET WATKINS HOUSE - BLDGS & IMPROVEMEN	74,361	48,559	25,802	
JOHN & MARGARET WATKINS HOUSE - LAND	19,600	0	19,600	
1302 VISTA AVE, BOISE IDAHO - BUILDING	22,735	22,735	0	
1302 VISTA AVE, BOISE IDAHO - LAND	11,608	0	11,608	
THEATRE SEATS - BALCONY	32,000	32,000	0	
EGYPTIAN THEATRE - ROOF REPAIR	101,037	42,644	58,393	
WATER HEATER - MIDWAY	468	468	0	
ARCHITECTURAL FEES - EGYPTIAN	4,909	2,074	2,835	
EGYPTIAN THEATRE - RENOVATION	142,784	60,254	82,530	
OGRANIZATIONAL COSTS	6,672	6,672	0	
EGYPTIAN RENOVATION/BUILDING IMPROVEMENTS	528,609	215,735	312,874	
CRANE ALARM SYSTEM	3,431	3,431	0	
LOBBY LIGHTS	257	257	0	
SPOT LIGHTS	384	384	0	
FURN & FIXTURES (REEL)	43,000	43,000	0	
BALCONY SEATS	34,606	34,606	0	
CHILLERS	2,095	823	1,272	
SIGN - CAP BLVD	3,000	3,000	0	
HVAC SYS	3,965	1,547	2,418	
EGYPTIAN RENOVATION/BUILDING IMPROVEMENTS	851,657	340,293	511,364	
EQYPTIAN BUILDING IMPROVEMENTS	37,544	13,642	23,902	
EQYPTIAN BUILDING IMPROVEMENTS	4,306	1,641	2,665	
EGYPTIAN BUILDING IMOPROVEMENTS	34,939	13,141	21,798	
LIGHTING BEHIND GLASS	5,353	1,941	3,412	
CERAMIC TILE	2,750	1,006	1,744	
SECURITY SYSTEM	858	858	0	
AWNINGS	10,610	10,610	0	
EGYPTIAN FIXTURES	1,955	1,955	0	

Category / Item	Cost / Other Basis	Accumulated Depreciation	Book Value	End of Year Fair Market Value
16 MM PROJECTOR	3,200	3,200	0	
PROJECTION EQUIPMENT UPGRADE	22,800	22,800	0	
SIGNS	10,307	10,307	0	
MIDWAY #2 - 285 E MAIN	276,438	106,320	170,118	
MIDWAY IRRIG WATER SHARE - 285 E MAIN	16,000	0	16,000	
LAWNMOWER	275	275	0	
WASHER & DRYER	318	315	3	
MIDWAY # 3 - 5 E MAIN	949,870	267,916	681,954	
LIGHTING BEHIND WINDOWS	3,014	1,091	1,923	
GLASS - CAPITAL BLVD	2,481	907	1,574	
CARPET - 5 W. MAIN	773	773	0	
APPLIANCES - 5 W. MAIN	256	256	0	
MIDWAY - 5 W. MAIN	198,630	71,302	127,328	
EGYPTIAN - BUILDING RESTORATION	7,271	2,573	4,698	
EGYPTIAN - BUILDING RESTORATION	10,808	3,670	7,138	
PROJECTION EQUIPMENT UPGRADE	26,662	26,662	0	
PROJECTION EQUIPMENT UPGRADE	252	252	0	
PROJECTION EQUIPMENT UPGRADE	1,864	1,864	0	
LIGHT FIXTURES	1,155	1,155	0	
EGYPTIAN - HVAC	12,135	4,043	8,092	
1302 VISTA - HVAC	1,402	471	931	
ARCHITECTURAL FEES - EGYPTIAN	31,100	10,494	20,606	
EGYPTIAN - BUILDING RESTORATION	5,404	1,795	3,609	
19' X 36' SCREEN	1,368	1,365	3	
EGYPTIAN - RESTROOM REMODEL	1,646	543	1,103	
54' WIDE BLACK COMMANDO CLOTH	375	375	0	
FURNITURE	4,468	4,468	0	
PROJECTION ROOM EQUIPMENT	481	481	0	
70 MM LENS FOR PROJECTOR	2,089	2,086	3	
INSTALLATION OF HVAC SYSTEM	322	104	218	

Category / Item	Cost / Other Basis	Accumulated Depreciation	Book Value	End of Year Fair Market Value
EGYPTIAN - HANDICAP ACCESS IMPROVEMENT	8,302	2,680	5,622	
EGYPTIAN - THEATRE PIPE ORGAN	1	1	0	
MIDWAY #2 - RESTORATION	758	230	528	
MIDWAY #3 - ROOFING	19,695	6,228	13,467	
MIDWAY #5 - ROOFING	7,870	2,491	5,379	
MIDWAY #5 - FENCE	3,444	1,063	2,381	
ARCHITECTURAL FEES - EGYPTIAN	36,500	11,856	24,644	
DOORS IN GREEN ROOM	6,683	6,683	0	
PROJECTION BOOTH EQUIPMENT	517	517	0	
PROJECTION BOOTH SOUND EQUIPMENT	828	828	0	
USED CINEMA EQUIPMENT	1,370	1,370	0	
USED STRAND 48 CHANNEL MX CONSOLE	1,800	1,800	0	
BLOWER FANS	346	343	3	
PROJECTION ROOM FANS, DUCTS & SUPPLY DIFFUSERS	2,200	2,200	0	
GELATO MACHINE FRAME & WHEELS	352	352	0	
MIDWAY #2 - WINDOWS	2,273	667	1,606	
MIDWAY #2 - KTCHEN & BATH REMODEL	8,172	2,380	5,792	
MIDWAY #3 - CHIMNEY RESTORATION	6,451	1,980	4,471	
MIDWAY #3 - ROOF	14,961	4,256	10,705	
MIDWAY #5 - ROOF	6,336	1,904	4,432	
MIDWAY #5 - EXTERIOR BRICK RESTORATION	44,245	12,474	31,771	
MIDWAY #5 - FENCE	9,450	6,930	2,520	
VISTA - GUTTERS	5,275	5,275	0	
VISTA - MINI SPLIT HEAT PUMP SYSTEM	3,811	1,127	2,684	
MIDWAY #3 - WINDOWS	1,665	494	1,171	
ARCHITECTURAL FEES - EGYPTIAN	36,500	10,608	25,892	
RESTORATION 8 SIDED COLUMN	3,987	1,063	2,924	
BACKSTAGE LIGHTS	515	515	0	
NEW AUDIO EQUIP	1,988	1,988	0	
NEW SECURTIY SYSTEM	12,255	12,255	0	

Category / Item	Cost / Other Basis	Accumulated Depreciation	Book Value	End of Year Fair Market Value
AIR CONDITIONER	901	901	0	
MECHANICAL SYSTEM COUNTER	3,232	3,232	0	
COMPUTER FOR HVAC	1,166	1,166	0	
NEW FURNACE	2,453	2,450	3	
FINISH FENCE	64	64	0	
REMODEL	8,683	2,434	6,249	
ANTIQUE OAK FRAME	210	210	0	
REMODEL	61,968	16,684	45,284	
ELECTRIC ROUGE	559	559	0	
NEW CARPET	1,269	1,269	0	
CONCRETE SIDEWALK	1,398	953	445	
SPRINKLERS	284	192	92	
MIDWAY # 7 LAND	217,479	0	217,479	
LANDSCAPE & SPRINKLERS	5,668	3,840	1,828	
MIDWAY # 8 LAND	99,843	0	99,843	
MIDWAY # 8 HOUSE	399,372	110,080	289,292	
MIDWAY # 8 F&F	2,420	630	1,790	
MIDWAY # 9 LAND	71,293	0	71,293	
MIDWAY # 9 HOUSE	285,173	76,167	209,006	
MIDWAY # 9 CARPET	3,914	3,914	0	
NEW SECURTIY SYSTEM	1,340	1,340	0	
MIDWAY # 10 LAND	40,023	0	40,023	
MIDWAY # 10 BUILDING	160,092	42,418	117,674	
REMODEL OF BUILDING	59,367	13,825	45,542	
EGYPTIAN - BUILDING RESTORATION	8,642	2,035	6,607	
STAGE RENOVATION	62,637	15,391	47,246	
HVAC SYS	4,856	1,229	3,627	
MIDWAY - UT SURVEY LAND	415	0	415	
WATER HEATER	677	677	0	
MIDWAY #5 REMODEL	4,408	1,055	3,353	

Category / Item	Cost / Other Basis	Accumulated Depreciation	Book Value	End of Year Fair Market Value
MIDWAY - 5 W. MAIN NEW SPRINKLER SYS	1,390	922	468	
MIDWAY - 5 W. MAIN LANDSCAPE	10,800	6,660	4,140	
MIDWAY # 7 LANDSCAPE	3,138	2,073	1,065	
MIDWAY # 8 REMODEL	40,118	9,432	30,686	
MIDWAY # 9 REMODEL	875	217	658	
ART WORK - GARTH CLARK GALLERY	50,000	0	50,000	
ART WORK- FRAENKEL GALLERY	45,675	0	45,675	
MIDWAY # 10 - REMODEL	129,380	26,812	102,568	
8TH E MAIN- LANDSCAPE	20,779	11,080	9,699	
EGYPTIAN - RESTORATIVE PAINTING	12,685	12,685	0	
EGYPTIAN - LIGHTING/SOUND RESTORATION	131,558	131,558	0	
MIDWAY-1 (WATKINS HOUSE) ROOF/BLDG RESTORATION	32,464	6,656	25,808	
MIDWAY-1 (WATKINS HOUSE) FURNITURE	360	357	3	
MIDWAY 2 RESORTATION	41,306	8,649	32,657	
1116 OWYHEE	5,000	0	5,000	
1302 VISTA - WATER HEATER	1,485	1,485	0	
MIDWAY 3 FURNITURE.FIXTURES	3,956	3,956	0	
MIDWAY - 5 WOODSTOVE	2,999	2,999	0	
MIDWAY - 5 PAVING	2,000	1,064	936	
MIDWAY 8-FENCING	4,644	4,641	3	
MIDWAY 9-LAND SURVEY	3,485	0	3,485	
1116 OWYHEE	480,349	98,536	381,813	
1116 OWYHEE - LANDSCAPING	878	433	445	
391 (377) E MAIN - REFRIGERATOR	497	497	0	
404 E MAIN - SPRINKLER SYSTEM	1,041	506	535	
404 E MAIN - FENCE	1,306	624	682	
EGYTIAN - PROJECTION ROOM EQUIPMENT	4,202	4,202	0	
EGYTIAN - STAGE	3,498	3,496	2	
EGYTIAN - PROJECTION ROOM FLOORING	975	975	0	
EGYTIAN - AMPLIFIERS	4,509	4,509	0	

Category / Item	Cost / Other Basis	Accumulated Depreciation	Book Value	End of Year Fair Market Value
MIDWAY # 10 - BLOCK FOIL CEILING COVER	1,060	216	844	
8 EAST MAIN - FLOORING	1,500	1,499	1	
8 EAST MAIN - PAVING	3,173	1,696	1,477	
8 EAST MAIN - ASPHALT	1,590	822	768	
COMPUTER EQUIPMENT	794	794	0	
ART WORK - SHIPROCK SANTA FE	6,876	0	6,876	
EGYPTIAN - CUE APPLICATOR	354	350	4	
EGYPTIAN - GLASS PANELS	7,500	7,460	40	
EGYPTIAN - STAGE EXTENSION	25,643	4,058	21,585	
EGYPTIAN - ONLINE TICKET PRINTER	1,800	1,732	68	
EGYPTIAN - LED HYBRID LIGHTING	7,684	7,389	295	
MIDWAY - 5 UPSTAIRS BEDROOM REMODEL	11,577	1,930	9,647	
MIDWAY - 7 WARRANTY DEED	45	6	39	
MIDWAY - 8 REMODEL	29,097	4,507	24,590	
MIDWAY - 8 RAIN GUTTER	3,024	2,131	893	
MIDWAY - 8 VINYL FLOORING	1,754	1,745	9	
MIDWAY - 8 WATER HEATER	800	796	4	
MIDWAY - 9 REMODEL	125,817	19,625	106,192	
ART WORK - J FRANKLIN FINE ART	17,848	0	17,848	
ART WORK - DIVIT CARDOZA	2,480	0	2,480	
FURN & FIXT - FOUR DRAWER LEGAL FILES	541	495	46	
FURN & FIXT - FOUR DRAWER LEGAL FILE	114	104	10	
MIDWAY #10 - EXTERIOR BUILDING SEALANT	1,708	236	1,472	
MIDWAY #10 - HEAT TAPE	3,500	3,454	46	
MIDWAY #11 - BUILDING	381,192	54,979	326,213	
EGYPTIAN - WELL PUMP	4,082	4,027	55	
EGYPTIAN - LIGHT FIXTURES	704	694	10	
EGYPTIAN - STAGE	39,291	5,917	33,374	
EGYPTIAN - BANQUET TABLE	482	476	6	
EGYPTIAN - WINE THEATER LIGHTING	914	837	77	

Category / Item	Cost / Other Basis	Accumulated Depreciation	Book Value	End of Year Fair Market Value
EGYPTIAN - PROJECTOR SYSTEM	40,498	35,616	4,882	
EGYPTIAN - DIGITAL PROJECTOR SHELF	1,909	1,909	0	
EGYPTIAN - DIGITAL LIGHT CONTROL	773	773	0	
PIPE ORGAN	15,559	0	15,559	
MIDWAY #2 - STORM WINDOWS	3,125	410	2,715	
MIDWAY #2 - CARPET/VINYL	2,661	2,341	320	
MIDWAY #3 - BARN RESTORATION	7,662	1,086	6,576	
MIDWAY #3 - GINGERBREAD HOUSE GABLES	1,695	1,552	143	
MIDWAY #3 - BUILDING EXTERIOR REMODEL	29,838	4,048	25,790	
MIDWAY #8 - ROOF	2,432	354	2,078	
MIDWAY #9 - WOODWORK TRIM	2,549	2,516	33	
MIDWAY #9 - EXTERIOR BRICK RESTORATION	3,373	513	2,860	
MIDWAY #9 - REMODEL	48,774	7,349	41,425	
MIDWAY #9 - ROOF	11,668	1,707	9,961	
ART WORK - VOULKOS STACK PIECE	25,000	0	25,000	
ART WORK - CLOUD BURST SERIES TILES	954	0	954	
ART WORK - THE NEXT MORNING	3,710	0	3,710	
MIDWAY #11 - WINDOWS	93	10	83	
MIDWAY #11 - APPLIANCES	932	723	209	
EGYPTIAN - PROJECTOR SYSTEM	6,500	5,050	1,450	
EGYPTIAN - STEREO SHOP BOXES/PROJECTOR COVERS	1,591	1,591	0	
EGYPTIAN - PROJECTOR SYSTEM	3,406	3,406	0	
MIDWAY #1 - CARPET	628	628	0	
MIDWAY #2 - APPLIANCES	1,214	942	272	
MIDWAY #2 - FURNACE	2,247	1,746	501	
MIDWAY #2 - FRIDGE	450	450	0	
MIDWAY #3 - MASONRY RESTORATION	3,000	337	2,663	
MIDWAY #8 - WOOD STOVE	3,314	3,314	0	
ART WORK - SORENSEN "FJORN"	4,500	0	4,500	
ART WORK - PANDER - ENOLA GAY	25,500	0	25,500	

Category / Item	Cost / Other Basis	Accumulated Depreciation	Book Value	End of Year Fair Market Value
MIDWAY #10 IMPROVEMENTS	4,716	418	4,298	
MIDWAY #11 IMPROVEMENTS	35,104	3,038	32,066	
MIDWAY #11 IMPROVEMENTS	21,028	1,684	19,344	
MIDWAY #11 IMPROVEMENTS	19,182	1,537	17,645	
MIDWAY #12 LOT - 80 E. MAIN	225,149	0	225,149	
EGYPTIAN IMPROVEMENTS	13,034	1,294	11,740	
MIDWAY #1 - REFRIGERATOR	478	478	0	
MIDWAY #1 WASHER/DRYER	1,240	1,132	108	
MIDWAY #2 WATER HEATER	1,125	1,028	97	
MIDWAY #3 IMPROVEMENTS	12,531	1,083	11,448	
MIDWAY #3 IMPROVEMENTS	17,036	1,402	15,634	
ART WORK - CERAMIC G. LUKENS	18,000	0	18,000	
ABSTRACT MASONRY RESTORATION	5,869	444	5,425	
MIDWAY 90 E MAIN	281,233	18,328	262,905	
MIDWAY 90 E MAIN LAND	118,767	0	118,767	
EGYPTIAN - FURNITURE, FIXTURES & EQUIPMENT	3,451	2,341	1,110	
EGYPTIAN - HVAC	6,666	492	6,174	
EGYPTIAN - HVAC	11,494	823	10,671	
EGYPTIAN - HVAC	851	52	799	
EGYPTIAN - HVAC	1,818	111	1,707	
EGYPTIAN - HVAC	896	51	845	
EGYPTIAN - HVAC	1,662	91	1,571	
MIDWAY #3 ABSTRACT MASONRY RESTORATION	9,199	659	8,540	
MIDWAY #3 ABSTRACT MASONRY RESTORATION	21,252	1,476	19,776	
MIDWAY #3 ABSTRACT MASONRY RESTORATION	13,417	874	12,543	
MIDWAY #3 ABSTRACT MASONRY RESTORATION	4,688	285	4,403	
MIDWAY #3 ABSTRACT MASONRY RESTORATION	12,938	678	12,260	
MIDWAY #11 EXTERIOR RESTORATION	51,933	1,387	50,546	
MIDWAY #11 - WINDOWS RESTORATION AND REPLACEMENTS	30,560	817	29,743	
MIDWAY #11 - GUTTERS	2,145	57	2,088	

Category / Item	Cost / Other Basis	Accumulated Depreciation	Book Value	End of Year Fair Market Value
MIDWAY #11 - ATTIC INSULATION	1,370	36	1,334	
EGYPTIAN - ELECTRICAL UPGRADE	5,705	176	5,529	
EGYPTIAN - ELECTRICAL UPGRADE	8,220	220	8,000	
EGYPTIAN -SOUND EQUIPMENT	15,026	8,720	6,306	
MIDWAY #3 - ABSTRACT MASONRY RESTORATION	24,489	1,125	23,364	
MIDWAY #3 - ABSTRACT MASONRY RESTORATION	17,594	771	16,823	
MIDWAY #3 - ABSTRACT MASONRY RESTORATION	9,093	398	8,695	
MIDWAY #3 - ABSTRACT MASONRY RESTORATION	5,980	262	5,718	
MIDWAY #3 - EXTERIOR RESTORATION	63,478	1,696	61,782	
MIDWAY #3 - INTERIOR RESTORATION	8,625	230	8,395	
MIDWAY #3 - WINDOW RESTORATION AND REPLACEMENTS	58,687	1,568	57,119	
MIDWAY #3 - GUTTERS	3,878	103	3,775	
MIDWAY #3 - EXTERIOR RESTORATION	6,655	335	6,320	
MIDWAY #11 - ABSTRACT MASONRY RESTORATION	12,723	122	12,601	
MIDWAY # 11 - BARN RENOVATION	78,673	1,093	77,580	
CRANE ALARM SYSTEM	1,300	124	1,176	
MIDWAY # 9 WINDOW REBUILD	46,885	551	46,334	

TY 2014 Legal Fees Schedule

Name: THE HARDY FOUNDATION INC

EIN: 82-0498583

Category	Amount	Net Investment Income	Adjusted Net Income	Disbursements for Charitable Purposes
LEGAL	1,572	0	498	1,074

TY 2014 Other Assets Schedule

Name: THE HARDY FOUNDATION INC

EIN: 82-0498583

Description	Beginning of Year - Book Value	End of Year - Book Value	End of Year - Fair Market Value
CONSTRUCTION IN PROGRESS	5,000	100,929	100,929
KETCHUM 571 N WA - ASSET NOT IN SERVICE	400,000	400,000	400,000

TY 2014 Other Decreases Schedule

Name: THE HARDY FOUNDATION INC

EIN: 82-0498583

Description	Amount
NET BOOK ADJUSTMENT TO PTP INVESTMENTS	47,159

TY 2014 Other Expenses Schedule

Name: THE HARDY FOUNDATION INC

EIN: 82-0498583

Description	Revenue and Expenses per Books	Net Investment Income	Adjusted Net Income	Disbursements for Charitable Purposes
SUPPLIES	53	0	17	36
REPAIRS	73,007	0	23,139	49,868
OFFICE EXPENSE	1,869	0	592	1,277
INVESTMENT FEES	74,296	74,296	0	0
TELEPHONE	1,745	0	553	1,192
DUES & SUBSCRIPTIONS	402	0	127	275
UTILITIES	10,277	0	3,257	7,020
YARD MAINTENANCE	18,298	0	5,799	12,499
INSURANCE	9,447	0	2,994	6,453
PEST CONTROL	4,605	0	1,461	3,144
HISTORICAL EDUCATIONAL MATERIALS	1,500	0	475	1,025
PASSTHROUGH NON DEDUCTIBLE EXP	138	0	0	0
OTHER DEDUCTIONS FROM PARTNERSHIP	271	271	0	0

TY 2014 Other Income Schedule**Name:** THE HARDY FOUNDATION INC**EIN:** 82-0498583

Description	Revenue And Expenses Per Books	Net Investment Income	Adjusted Net Income
ORDINARY GAIN FROM SALE OF PTP	30,890	30,890	30,890
RENT FROM CHARITABLE USE PROPERTY	99,392	99,392	99,392
CASH IN LIEU	68	68	68

TY 2014 Other Liabilities Schedule

Name: THE HARDY FOUNDATION INC

EIN: 82-0498583

Description	Beginning of Year - Book Value	End of Year - Book Value
SECURITY DEPOSITS	6,825	6,025

TY 2014 Other Professional Fees Schedule**Name:** THE HARDY FOUNDATION INC**EIN:** 82-0498583

Category	Amount	Net Investment Income	Adjusted Net Income	Disbursements for Charitable Purposes
LEASE COMMISSIONS	5,054	0	1,602	3,452
CONSULTING	3,415	0	1,082	2,333

TY 2014 Taxes Schedule**Name:** THE HARDY FOUNDATION INC**EIN:** 82-0498583

Category	Amount	Net Investment Income	Adjusted Net Income	Disbursements for Charitable Purposes
PROPERTY TAXES	59,347	0	18,809	40,538
FOREIGN TAXES	1,328	1,328	0	0