



See a Social Security Number? Say Something!  
Report Privacy Problems to <https://public.resource.org/privacy>  
Or call the IRS Identity Theft Hotline at 1-800-908-4490



Form 990-PF

Return of Private Foundation

or Section 4947(a)(1) Trust Treated as Private Foundation

Do not enter social security numbers on this form as it may be made public.

Information about Form 990-PF and its separate instructions is at www.irs.gov/form990pf

OMB No 1545-0052

2014

Open to Public Inspection

For calendar year 2014 or tax year beginning 11/01, 2014, and ending 10/31, 2015

Name of foundation EVERETT & EDITH COMER CHARITABLE TRUST
R74854002
Number and street (or P.O. box number if mail is not delivered to street address) 10 S DEARBORN IL1-0117
Room/suite
City or town, state or province, country, and ZIP or foreign postal code CHICAGO, IL 60603
G Check all that apply
H Check type of organization: [X] Section 501(c)(3) exempt private foundation
I Fair market value of all assets at end of year (from Part II, col. (c), line 16) \$ 669,422.
J Accounting method. [X] Cash [ ] Accrual

Table with 5 columns: (a) Revenue and expenses per books, (b) Net investment income, (c) Adjusted net income, (d) Disbursements for charitable purposes (cash basis only). Rows include contributions, dividends, gross rents, net gain, capital gain, other income, operating and administrative expenses, and total expenses.

RECEIVED FEB 09 2016

SCANNED FEB 17 2016

RECEIVED FEB 16 2016 IRS-OSC OGDEN, UT

Handwritten mark resembling a stylized 'P' or '22'.

Part II Balance Sheets		Attached schedules and amounts in the description column should be for end-of-year amounts only (See instructions)		Beginning of year	End of year	
		(a) Book Value	(b) Book Value	(c) Fair Market Value		
Assets	1	Cash - non-interest-bearing	447.	809.	809.	
	2	Savings and temporary cash investments	1,399.	34,533.	34,533.	
	3	Accounts receivable				
		Less allowance for doubtful accounts				
	4	Pledges receivable				
		Less allowance for doubtful accounts				
	5	Grants receivable				
	6	Receivables due from officers, directors, trustees, and other disqualified persons (attach schedule) (see instructions)				
	7	Other notes and loans receivable (attach schedule)				
		Less allowance for doubtful accounts	NONE			
	8	Inventories for sale or use				
	9	Prepaid expenses and deferred charges				
	10a	Investments - U.S. and state government obligations (attach schedule)				
	b	Investments - corporate stock (attach schedule)	472,307.	443,444.	519,721.	
	c	Investments - corporate bonds (attach schedule)	36,957.	55,150.	54,816.	
	11	Investments - land, buildings, and equipment basis				
	Less accumulated depreciation (attach schedule)					
12	Investments - mortgage loans					
13	Investments - other (attach schedule)	95,377.	64,520.	59,543.		
14	Land, buildings, and equipment basis					
	Less accumulated depreciation (attach schedule)					
15	Other assets (describe )					
16	<b>Total assets</b> (to be completed by all filers - see the instructions. Also, see page 1, item I)	606,487.	598,456.	669,422.		
Liabilities	17	Accounts payable and accrued expenses				
	18	Grants payable				
	19	Deferred revenue				
	20	Loans from officers, directors, trustees, and other disqualified persons				
	21	Mortgages and other notes payable (attach schedule)				
	22	Other liabilities (describe )				
23	<b>Total liabilities</b> (add lines 17 through 22)		NONE			
Net Assets or Fund Balances	Foundations that follow SFAS 117, check here <input type="checkbox"/> and complete lines 24 through 26 and lines 30 and 31.					
	24	Unrestricted				
	25	Temporarily restricted				
	26	Permanently restricted				
	Foundations that do not follow SFAS 117, check here <input checked="" type="checkbox"/> and complete lines 27 through 31.					
	27	Capital stock, trust principal, or current funds	606,487.	598,456.		
	28	Paid-in or capital surplus, or land, bldg, and equipment fund				
29	Retained earnings, accumulated income, endowment, or other funds					
30	<b>Total net assets or fund balances</b> (see instructions)	606,487.	598,456.			
31	<b>Total liabilities and net assets/fund balances</b> (see instructions)	606,487.	598,456.			

**Part III Analysis of Changes in Net Assets or Fund Balances**

1	Total net assets or fund balances at beginning of year - Part II, column (a), line 30 (must agree with end-of-year figure reported on prior year's return)	1	606,487.
2	Enter amount from Part I, line 27a	2	-8,025.
3	Other increases not included in line 2 (itemize)	3	
4	Add lines 1, 2, and 3	4	598,462.
5	Decreases not included in line 2 (itemize) <b>SEE STATEMENT 2</b>	5	6.
6	Total net assets or fund balances at end of year (line 4 minus line 5) - Part II, column (b), line 30	6	598,456.

**Part IV Capital Gains and Losses for Tax on Investment Income**

(a) List and describe the kind(s) of property sold (e.g., real estate, 2-story brick warehouse, or common stock, 200 shs MLC Co.)				(b) How acquired P - Purchase D - Donation	(c) Date acquired (mo., day, yr.)	(d) Date sold (mo., day, yr.)
<b>1a PUBLICLY TRADED SECURITIES</b>						
<b>b</b>						
<b>c</b>						
<b>d</b>						
<b>e</b>						
(e) Gross sales price	(f) Depreciation allowed (or allowable)	(g) Cost or other basis plus expense of sale	(h) Gain or (loss) (e) plus (f) minus (g)			
<b>a</b> 300,625.		275,433.	25,192.			
<b>b</b>						
<b>c</b>						
<b>d</b>						
<b>e</b>						
Complete only for assets showing gain in column (h) and owned by the foundation on 12/31/69			(i) Gains (Col (h) gain minus col. (k), but not less than -0-) or Losses (from col. (h))			
(i) F.M.V. as of 12/31/69	(j) Adjusted basis as of 12/31/69	(k) Excess of col. (i) over col. (j), if any				
<b>a</b>			25,192.			
<b>b</b>						
<b>c</b>						
<b>d</b>						
<b>e</b>						
<b>2</b> Capital gain net income or (net capital loss) <span style="font-size: 2em;">{</span> If gain, also enter in Part I, line 7 If (loss), enter -0- in Part I, line 7 <span style="font-size: 2em;">}</span>				<b>2</b>	25,192.	
<b>3</b> Net short-term capital gain or (loss) as defined in sections 1222(5) and (6) If gain, also enter in Part I, line 8, column (c) (see instructions). If (loss), enter -0- in Part I, line 8 . . . . .				<b>3</b>		

**Part V Qualification Under Section 4940(e) for Reduced Tax on Net Investment Income**

(For optional use by domestic private foundations subject to the section 4940(a) tax on net investment income.)

If section 4940(d)(2) applies, leave this part blank.

Was the foundation liable for the section 4942 tax on the distributable amount of any year in the base period?  Yes  No  
If "Yes," the foundation does not qualify under section 4940(e). Do not complete this part.

**1** Enter the appropriate amount in each column for each year; see the instructions before making any entries.

(a) Base period years Calendar year (or tax year beginning in)	(b) Adjusted qualifying distributions	(c) Net value of noncharitable-use assets	(d) Distribution ratio (col. (b) divided by col. (c))
2013	40,196.	739,455.	0.054359
2012	31,944.	679,856.	0.046986
2011	32,683.	637,204.	0.051291
2010	32,377.	688,548.	0.047022
2009	29,198.	658,929.	0.044311

<b>2</b> Total of line 1, column (d) . . . . .	<b>2</b>	0.243969
<b>3</b> Average distribution ratio for the 5-year base period - divide the total on line 2 by 5, or by the number of years the foundation has been in existence if less than 5 years . . . . .	<b>3</b>	0.048794
<b>4</b> Enter the net value of noncharitable-use assets for 2014 from Part X, line 5 . . . . .	<b>4</b>	703,462.
<b>5</b> Multiply line 4 by line 3 . . . . .	<b>5</b>	34,325.
<b>6</b> Enter 1% of net investment income (1% of Part I, line 27b) . . . . .	<b>6</b>	309.
<b>7</b> Add lines 5 and 6 . . . . .	<b>7</b>	34,634.
<b>8</b> Enter qualifying distributions from Part XII, line 4 . . . . . If line 8 is equal to or greater than line 7, check the box in Part VI, line 1b, and complete that part using a 1% tax rate. See the Part VI instructions.	<b>8</b>	37,600.

Part VI Excise Tax Based on Investment Income (Section 4940(a), 4940(b), 4940(e), or 4948 - see instructions)

Table with 11 rows for excise tax calculations. Includes sub-rows 6a-6d for credits. Total tax due is 309, overpayment is 1,107.

Part VII-A Statements Regarding Activities

Table with 10 rows for activity statements. Columns for Yes/No. Includes questions about political influence, expenditures, and substantial contributors.

Part VII-A Statements Regarding Activities (continued)

11 At any time during the year, did the foundation, directly or indirectly, own a controlled entity within the meaning of section 512(b)(13)? If "Yes," attach schedule (see instructions). . . . . 11 X
12 Did the foundation make a distribution to a donor advised fund over which the foundation or a disqualified person had advisory privileges? If "Yes," attach statement (see instructions) . . . . . 12 X
13 Did the foundation comply with the public inspection requirements for its annual returns and exemption application? . . . . . 13 X
Website address N/A
14 The books are in care of JP MORGAN CHASE BANK, N.A. Telephone no. (866) 888-5157
Located at 10 S DEARBORN ST; MC; IL1-0117, CHICAGO, IL ZIP+4 60603
15 Section 4947(a)(1) nonexempt charitable trusts filing Form 990-PF in lieu of Form 1041 - Check here . . . . . X
16 At any time during calendar year 2014, did the foundation have an interest in or a signature or other authority over a bank, securities, or other financial account in a foreign country? . . . . . 16 Yes No X
See the instructions for exceptions and filing requirements for FinCEN Form 114, (formerly TD F 90-22 1) If "Yes," enter the name of the foreign country

Part VII-B Statements Regarding Activities for Which Form 4720 May Be Required

File Form 4720 if any item is checked in the "Yes" column, unless an exception applies.
1a During the year did the foundation (either directly or indirectly)
(1) Engage in the sale or exchange, or leasing of property with a disqualified person? . . . . . Yes X No
(2) Borrow money from, lend money to, or otherwise extend credit to (or accept it from) a disqualified person? . . . . . Yes X No
(3) Furnish goods, services, or facilities to (or accept them from) a disqualified person? . . . . . Yes X No
(4) Pay compensation to, or pay or reimburse the expenses of, a disqualified person? . . . . . X Yes No
(5) Transfer any income or assets to a disqualified person (or make any of either available for the benefit or use of a disqualified person)? . . . . . Yes X No
(6) Agree to pay money or property to a government official? (Exception. Check "No" if the foundation agreed to make a grant to or to employ the official for a period after termination of government service, if terminating within 90 days.) . . . . . Yes X No
b If any answer is "Yes" to 1a(1)-(6), did any of the acts fail to qualify under the exceptions described in Regulations section 53.4941(d)-3 or in a current notice regarding disaster assistance (see instructions)? . . . . . 1b X
Organizations relying on a current notice regarding disaster assistance check here . . . . .
c Did the foundation engage in a prior year in any of the acts described in 1a, other than excepted acts, that were not corrected before the first day of the tax year beginning in 2014? . . . . . 1c X
2 Taxes on failure to distribute income (section 4942) (does not apply for years the foundation was a private operating foundation defined in section 4942(j)(3) or 4942(j)(5))
a At the end of tax year 2014, did the foundation have any undistributed income (lines 6d and 6e, Part XIII) for tax year(s) beginning before 2014? . . . . . Yes X No
If "Yes," list the years
b Are there any years listed in 2a for which the foundation is not applying the provisions of section 4942(a)(2) (relating to incorrect valuation of assets) to the year's undistributed income? (If applying section 4942(a)(2) to all years listed, answer "No" and attach statement - see instructions.) . . . . . 2b X
c If the provisions of section 4942(a)(2) are being applied to any of the years listed in 2a, list the years here
3a Did the foundation hold more than a 2% direct or indirect interest in any business enterprise at any time during the year? . . . . . Yes X No
b If "Yes," did it have excess business holdings in 2014 as a result of (1) any purchase by the foundation or disqualified persons after May 26, 1969, (2) the lapse of the 5-year period (or longer period approved by the Commissioner under section 4943(c)(7)) to dispose of holdings acquired by gift or bequest; or (3) the lapse of the 10-, 15-, or 20-year first phase holding period? (Use Schedule C, Form 4720, to determine if the foundation had excess business holdings in 2014) . . . . . 3b
4a Did the foundation invest during the year any amount in a manner that would jeopardize its charitable purposes? . . . . . 4a X
b Did the foundation make any investment in a prior year (but after December 31, 1969) that could jeopardize its charitable purpose that had not been removed from jeopardy before the first day of the tax year beginning in 2014? . . . . . 4b X

**Part VII-B Statements Regarding Activities for Which Form 4720 May Be Required (continued)**

- 5a During the year did the foundation pay or incur any amount to:
- (1) Carry on propoganda, or otherwise attempt to influence legislation (section 4945(e))? . . . . .  Yes  No
  - (2) Influence the outcome of any specific public election (see section 4955), or to carry on, directly or indirectly, any voter registration drive? . . . . .  Yes  No
  - (3) Provide a grant to an individual for travel, study, or other similar purposes? . . . . .  Yes  No
  - (4) Provide a grant to an organization other than a charitable, etc., organization described in section 4945(d)(4)(A)? (see instructions). . . . .  Yes  No
  - (5) Provide for any purpose other than religious, charitable, scientific, literary, or educational purposes, or for the prevention of cruelty to children or animals? . . . . .  Yes  No
- b If any answer is "Yes" to 5a(1)-(5), did any of the transactions fail to qualify under the exceptions described in Regulations section 53.4945 or in a current notice regarding disaster assistance (see instructions)? . . . . .  **5b**  
 Organizations relying on a current notice regarding disaster assistance check here . . . . .
- c If the answer is "Yes" to question 5a(4), does the foundation claim exemption from the tax because it maintained expenditure responsibility for the grant? . . . . .  Yes  No  
 If "Yes," attach the statement required by Regulations section 53.4945-5(d).
- 6a Did the foundation, during the year, receive any funds, directly or indirectly, to pay premiums on a personal benefit contract? . . . . .  Yes  No
- b Did the foundation, during the year, pay premiums, directly or indirectly, on a personal benefit contract? . . . . .  **6b** X  
 If "Yes" to 6b, file Form 8870
- 7a At any time during the tax year, was the foundation a party to a prohibited tax shelter transaction? . . . . .  Yes  No
- b If "Yes," did the foundation receive any proceeds or have any net income attributable to the transaction? . . . . .  **7b**

**Part VIII Information About Officers, Directors, Trustees, Foundation Managers, Highly Paid Employees, and Contractors**

**1 List all officers, directors, trustees, foundation managers and their compensation (see instructions).**

(a) Name and address	(b) Title, and average hours per week devoted to position	(c) Compensation (If not paid, enter -0-)	(d) Contributions to employee benefit plans and deferred compensation	(e) Expense account, other allowances
JP MORGAN CHASE BANK, N.A. 10 S DEARBORN ST ; MC ; LL1-0117, CHICAGO, IL 60603	TRUSTEE 2	16,400.	-0-	-0-
-----				
-----				
-----				

**2 Compensation of five highest-paid employees (other than those included on line 1 - see instructions). If none, enter "NONE."**

(a) Name and address of each employee paid more than \$50,000	(b) Title, and average hours per week devoted to position	(c) Compensation	(d) Contributions to employee benefit plans and deferred compensation	(e) Expense account, other allowances
NONE		NONE	NONE	NONE
-----				
-----				
-----				

Total number of other employees paid over \$50,000 . . . . .  **NONE**

**Part VIII Information About Officers, Directors, Trustees, Foundation Managers, Highly Paid Employees, and Contractors (continued)**

**3 Five highest-paid independent contractors for professional services (see instructions). If none, enter "NONE."**

(a) Name and address of each person paid more than \$50,000	(b) Type of service	(c) Compensation
NONE		NONE
-----		
-----		
-----		
-----		
-----		

Total number of others receiving over \$50,000 for professional services . . . . . **NONE**

**Part IX-A Summary of Direct Charitable Activities**

List the foundation's four largest direct charitable activities during the tax year. Include relevant statistical information such as the number of organizations and other beneficiaries served, conferences convened, research papers produced, etc.	Expenses
1 NONE	
-----	
-----	
2	
-----	
-----	
3	
-----	
-----	
4	
-----	
-----	

**Part IX-B Summary of Program-Related Investments (see instructions)**

Describe the two largest program-related investments made by the foundation during the tax year on lines 1 and 2	Amount
1 NONE	
-----	
-----	
2	
-----	
-----	
All other program-related investments See instructions	
3 NONE	
-----	
-----	
<b>Total.</b> Add lines 1 through 3 . . . . .	

**Part X Minimum Investment Return** (All domestic foundations must complete this part. Foreign foundations, see instructions.)

<b>1</b>	Fair market value of assets not used (or held for use) directly in carrying out charitable, etc., purposes:		
<b>a</b>	Average monthly fair market value of securities . . . . .	<b>1a</b>	685,074.
<b>b</b>	Average of monthly cash balances . . . . .	<b>1b</b>	29,101.
<b>c</b>	Fair market value of all other assets (see instructions). . . . .	<b>1c</b>	NONE
<b>d</b>	<b>Total</b> (add lines 1a, b, and c) . . . . .	<b>1d</b>	714,175.
<b>e</b>	Reduction claimed for blockage or other factors reported on lines 1a and 1c (attach detailed explanation) . . . . .	<b>1e</b>	
<b>2</b>	Acquisition indebtedness applicable to line 1 assets . . . . .	<b>2</b>	NONE
<b>3</b>	Subtract line 2 from line 1d . . . . .	<b>3</b>	714,175.
<b>4</b>	Cash deemed held for charitable activities. Enter 1 1/2% of line 3 (for greater amount, see instructions). . . . .	<b>4</b>	10,713.
<b>5</b>	<b>Net value of noncharitable-use assets.</b> Subtract line 4 from line 3. Enter here and on Part V, line 4 . . . . .	<b>5</b>	703,462.
<b>6</b>	<b>Minimum investment return.</b> Enter 5% of line 5 . . . . .	<b>6</b>	35,173.

**Part XI Distributable Amount** (see instructions) (Section 4942(j)(3) and (j)(5) private operating foundations and certain foreign organizations check here  and do not complete this part.)

<b>1</b>	Minimum investment return from Part X, line 6 . . . . .	<b>1</b>	35,173.
<b>2a</b>	Tax on investment income for 2014 from Part VI, line 5 . . . . .	<b>2a</b>	309.
<b>b</b>	Income tax for 2014. (This does not include the tax from Part VI.) . . . . .	<b>2b</b>	
<b>c</b>	Add lines 2a and 2b . . . . .	<b>2c</b>	309.
<b>3</b>	Distributable amount before adjustments. Subtract line 2c from line 1 . . . . .	<b>3</b>	34,864.
<b>4</b>	Recoveries of amounts treated as qualifying distributions . . . . .	<b>4</b>	NONE
<b>5</b>	Add lines 3 and 4 . . . . .	<b>5</b>	34,864.
<b>6</b>	Deduction from distributable amount (see instructions). . . . .	<b>6</b>	NONE
<b>7</b>	<b>Distributable amount</b> as adjusted. Subtract line 6 from line 5. Enter here and on Part XIII, line 1 . . . . .	<b>7</b>	34,864.

**Part XII Qualifying Distributions** (see instructions)

<b>1</b>	Amounts paid (including administrative expenses) to accomplish charitable, etc., purposes:		
<b>a</b>	Expenses, contributions, gifts, etc. - total from Part I, column (d), line 26 . . . . .	<b>1a</b>	37,600.
<b>b</b>	Program-related investments - total from Part IX-B . . . . .	<b>1b</b>	
<b>2</b>	Amounts paid to acquire assets used (or held for use) directly in carrying out charitable, etc., purposes . . . . .	<b>2</b>	NONE
<b>3</b>	Amounts set aside for specific charitable projects that satisfy the:		
<b>a</b>	Suitability test (prior IRS approval required) . . . . .	<b>3a</b>	NONE
<b>b</b>	Cash distribution test (attach the required schedule) . . . . .	<b>3b</b>	NONE
<b>4</b>	<b>Qualifying distributions.</b> Add lines 1a through 3b. Enter here and on Part V, line 8, and Part XIII, line 4 . . . . .	<b>4</b>	37,600.
<b>5</b>	Foundations that qualify under section 4940(e) for the reduced rate of tax on net investment income. Enter 1% of Part I, line 27b (see instructions) . . . . .	<b>5</b>	309.
<b>6</b>	<b>Adjusted qualifying distributions.</b> Subtract line 5 from line 4 . . . . .	<b>6</b>	37,291.

**Note.** The amount on line 6 will be used in Part V, column (b), in subsequent years when calculating whether the foundation qualifies for the section 4940(e) reduction of tax in those years.

**Part XIII Undistributed Income** (see instructions)

	(a) Corpus	(b) Years prior to 2013	(c) 2013	(d) 2014
1 Distributable amount for 2014 from Part XI, line 7 . . . . .				34,864.
2 Undistributed income, if any, as of the end of 2014				
a Enter amount for 2013 only . . . . .			33,333.	
b Total for prior years 20 12 ,20 ,20 . . . . .		NONE		
3 Excess distributions carryover, if any, to 2014				
a From 2009 . . . . .	NONE			
b From 2010 . . . . .	NONE			
c From 2011 . . . . .	NONE			
d From 2012 . . . . .	NONE			
e From 2013 . . . . .	NONE			
f Total of lines 3a through e . . . . .	NONE			
4 Qualifying distributions for 2014 from Part XII, line 4 ▶ \$ 37,600 . . . . .				
a Applied to 2013, but not more than line 2a . . . . .			33,333.	
b Applied to undistributed income of prior years (Election required - see instructions) . . . . .		NONE		
c Treated as distributions out of corpus (Election required - see instructions) . . . . .	NONE			
d Applied to 2014 distributable amount . . . . .				4,267.
e Remaining amount distributed out of corpus . . . . .	NONE			
5 Excess distributions carryover applied to 2014 (If an amount appears in column (d), the same amount must be shown in column (a) ) . . . . .	NONE			NONE
6 Enter the net total of each column as indicated below:				
a Corpus Add lines 3f, 4c, and 4e Subtract line 5 . . . . .	NONE			
b Prior years' undistributed income Subtract line 4b from line 2b . . . . .		NONE		
c Enter the amount of prior years' undistributed income for which a notice of deficiency has been issued, or on which the section 4942(a) tax has been previously assessed . . . . .		NONE		
d Subtract line 6c from line 6b Taxable amount - see instructions . . . . .		NONE		
e Undistributed income for 2013. Subtract line 4a from line 2a. Taxable amount - see instructions . . . . .				
f Undistributed income for 2014. Subtract lines 4d and 5 from line 1. This amount must be distributed in 2015 . . . . .				30,597.
7 Amounts treated as distributions out of corpus to satisfy requirements imposed by section 170(b)(1)(F) or 4942(g)(3) (Election may be required - see instructions) . . . . .	NONE			
8 Excess distributions carryover from 2009 not applied on line 5 or line 7 (see instructions) . . . . .	NONE			
9 Excess distributions carryover to 2015. Subtract lines 7 and 8 from line 6a . . . . .	NONE			
10 Analysis of line 9				
a Excess from 2010 . . . . .	NONE			
b Excess from 2011 . . . . .	NONE			
c Excess from 2012 . . . . .	NONE			
d Excess from 2013 . . . . .	NONE			
e Excess from 2014 . . . . .	NONE			

**Part XIV Private Operating Foundations** (see instructions and Part VII-A, question 9) NOT APPLICABLE

**1a** If the foundation has received a ruling or determination letter that it is a private operating foundation, and the ruling is effective for 2014, enter the date of the ruling . . . . .

**b** Check box to indicate whether the foundation is a private operating foundation described in section  4942(j)(3) or  4942(j)(5)

	Tax year	Prior 3 years			(e) Total
	(a) 2014	(b) 2013	(c) 2012	(d) 2011	
<b>2a</b> Enter the lesser of the adjusted net income from Part I or the minimum investment return from Part X for each year listed . . . . .					
<b>b</b> 85% of line 2a . . . . .					
<b>c</b> Qualifying distributions from Part XII, line 4 for each year listed . . . . .					
<b>d</b> Amounts included in line 2c not used directly for active conduct of exempt activities . . . . .					
<b>e</b> Qualifying distributions made directly for active conduct of exempt activities Subtract line 2d from line 2c . . . . .					
<b>3</b> Complete 3a, b, or c for the alternative test relied upon					
<b>a</b> "Assets" alternative test - enter					
<b>(1)</b> Value of all assets . . . . .					
<b>(2)</b> Value of assets qualifying under section 4942(j)(3)(B)(i). . . . .					
<b>b</b> "Endowment" alternative test - enter 2/3 of minimum investment return shown in Part X, line 6 for each year listed . . . . .					
<b>c</b> "Support" alternative test - enter					
<b>(1)</b> Total support other than gross investment income (interest, dividends, rents, payments on securities loans (section 512(a)(5)), or royalties). . . . .					
<b>(2)</b> Support from general public and 5 or more exempt organizations as provided in section 4942(j)(3)(B)(iii) . . . . .					
<b>(3)</b> Largest amount of support from an exempt organization. . . . .					
<b>(4)</b> Gross investment income . . . . .					

**Part XV Supplementary Information (Complete this part only if the foundation had \$5,000 or more in assets at any time during the year - see instructions.)**

**1 Information Regarding Foundation Managers:**

**a** List any managers of the foundation who have contributed more than 2% of the total contributions received by the foundation before the close of any tax year (but only if they have contributed more than \$5,000). (See section 507(d)(2).)

N/A

**b** List any managers of the foundation who own 10% or more of the stock of a corporation (or an equally large portion of the ownership of a partnership or other entity) of which the foundation has a 10% or greater interest.

N/A

**2 Information Regarding Contribution, Grant, Gift, Loan, Scholarship, etc., Programs:**

Check here  if the foundation only makes contributions to preselected charitable organizations and does not accept unsolicited requests for funds. If the foundation makes gifts, grants, etc. (see instructions) to individuals or organizations under other conditions, complete items 2a, b, c, and d.

**a** The name, address, and telephone number or e-mail address of the person to whom applications should be addressed:

**b** The form in which applications should be submitted and information and materials they should include.

**c** Any submission deadlines.

**d** Any restrictions or limitations on awards, such as by geographical areas, charitable fields, kinds of institutions, or other factors

**Part XV** Supplementary Information (continued)

**3 Grants and Contributions Paid During the Year or Approved for Future Payment**

Recipient Name and address (home or business)	If recipient is an individual, show any relationship to any foundation manager or substantial contributor	Foundation status of recipient	Purpose of grant or contribution	Amount
<b>a Paid during the year</b>				
THE WOMENS CLUB OF FORT WORTH 1316 PENNSYLVANIA AVE Fort Worth TX 76104	NONE	PC	GENERAL	6,000.
FORT WORTH PUBLIC LIBRARY 500 W 3RD ST FORT WORTH TX 76102	NONE	PC	GENERAL	7,500.
ACH CHILD AND FAMILY SERVICES 3712 WICHITA STREET FORT WORTH TX 76119	NONE	PC	GENERAL	20,000.
<b>Total</b> . . . . . ▶ <b>3a</b>				<b>33,500.</b>
<b>b Approved for future payment</b>				
<b>Total</b> . . . . . ▶ <b>3b</b>				





FORM 990PF, PART I - TAXES

=====

DESCRIPTION	REVENUE AND EXPENSES PER BOOKS	NET INVESTMENT INCOME
-----	-----	-----
FEDERAL TAX PAYMENT - PRIOR YE	1,300.	
FOREIGN TAXES ON QUALIFIED FOR	297.	297.
FOREIGN TAXES ON NONQUALIFIED	41.	41.
TOTALS	1,638.	338.
	=====	=====

FORM 990PF, PART III - OTHER DECREASES IN NET WORTH OR FUND BALANCES

=====

DESCRIPTION -----	AMOUNT -----
PRIOR PERIOD ADJUSTMENT	1.
ADJUSTMENT TO BASIS	5.
	-----
TOTAL	6.
	=====



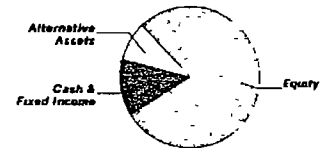
EVERETT & EDITH COMER NP CHAR TRUST ACCT R74854002  
As of 10/31/15

## Account Summary

### PRINCIPAL

Asset Allocation	Beginning Market Value	Ending Market Value	Change In Value	Estimated Annual Income	Current Allocation
Equity	586,506.76	519,720.76	(66,786.00)	11,552.56	78%
Alternative Assets	95,681.40	59,543.12	(36,138.28)	2,034.27	9%
Cash & Fixed Income	38,022.03	89,349.46	51,327.43	1,740.36	13%
Market Value	\$720,210.19	\$668,613.34	(\$51,596.85)	\$15,327.19	100%

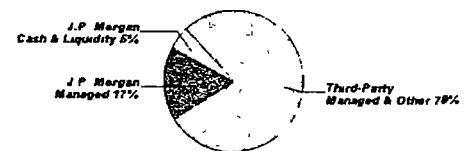
### Asset Allocation



### INCOME

Cash Position	Beginning Market Value	Ending Market Value	Change In Value
Cash Balance	445.99	809.29	362.30
Accruals	19.48	0.00	(19.48)
Market Value	\$465.47	\$809.29	\$342.82

### Manager Allocation \*



\* J.P. Morgan Managed includes (to the extent permitted under applicable law) mutual funds, other registered funds and hedge funds managed by J.P. Morgan and structured products issued by J.P. Morgan. J.P. Morgan Cash & Liquidity Funds includes cash, J.P. Morgan deposit sweeps and J.P. Morgan money market mutual funds. Third-Party Managed & Other includes mutual funds, exchange traded funds, hedge funds, and separately managed accounts managed by parties other than J.P. Morgan, structured products and exchange traded notes issued by parties other than J.P. Morgan, and other investments not managed or issued by J.P. Morgan. See important information about investment principles and conflicts in the disclosures section.



EVERETT & EDITH COMER NP CHAR TRUST ACCT. R74854002  
As of 10/31/15

### Account Summary CONTINUED

Cost Summary	Cost
Equity	443,443.59
Cash & Fixed Income	89,683.04
<b>Total</b>	<b>\$533,126.63</b>



3074073880310623185  
30940730200010001185

J.P.Morgan



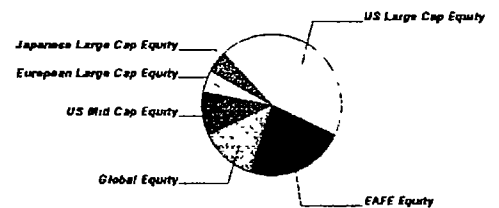
EVERETT & EDITH COMER NP CHAR TRUST ACCT R74854002  
As of 10/31/15

## Equity Summary

Asset Categories	Beginning Market Value	Ending Market Value	Change In Value	Current Allocation
US Large Cap Equity	242,219.68	230,986.97	(11,232.71)	34%
US Mid Cap Equity	60,248.25	52,928.73	(7,319.52)	8%
EAFE Equity	191,872.27	121,191.08	(70,681.19)	18%
European Large Cap Equity	0.00	24,284.78	24,284.78	4%
Japanese Large Cap Equity	8,189.75	23,938.45	15,748.70	4%
Asia ex-Japan Equity	38,628.23	0.00	(38,628.23)	
Emerging Market Equity	6,550.92	0.00	(6,550.92)	
Global Equity	38,797.66	66,390.75	27,593.09	10%
<b>Total Value</b>	<b>\$586,506.76</b>	<b>\$519,720.76</b>	<b>(\$66,786.00)</b>	<b>78%</b>

Market Value/Cost	Current Period Value
Market Value	519,720.76
Tax Cost	443,443.59
Unrealized Gain/Loss	76,277.17
Estimated Annual Income	11,552.56
Yield	2.22%

Asset Categories



Equity as a percentage of your portfolio - 78%





EVERETT & EDITH COMER NP CHAR TRUST ACCT. R74854002  
As of 10/31/15

	Price	Quantity	Value	Adjusted Tax Cost Original Cost	Unrealized Gain/Loss	Est. Annual Inc Accrued Div	Yield
<b>EAFE Equity</b>							
DODGE & COX INTL STOCK FUND 256206-10-3 DODF X	39.89	878,025	35,024.42	32,382.42	2,642.00	851.68	2.43%
ISHARES MSCI EAFE INDEX FUND 464287-46-5 EFA	61.11	555,000	33,916.05	36,579.06	(2,663.01)	941.28	2.78%
MFS INTL VALUE-I 55273E-92-2 MINI X	37.07	862,629	31,977.66	23,342.91	8,634.75	663.36	2.07%
OAKMARK INTERNATIONAL FD-I 413838-20-2 OAKI X	23.54	861,213	20,272.95	21,617.46	(1,344.51)	434.91	2.15%
<b>Total EAFE Equity</b>			<b>\$121,191.08</b>	<b>\$113,921.85</b>	<b>\$7,269.23</b>	<b>\$2,891.23</b>	<b>2.39%</b>
<b>European Large Cap Equity</b>							
DEUTSCHE X-TRACKERS MSCI EUROPE HEDGED EQUITY ETF 233051-85-3 DBEU	26.66	655,000	17,462.30	16,841.55	620.75	1,371.57	7.85%
VANGUARD FTSE EUROPE ETF 922042-87-4 VGK	52.08	131,000	6,822.48	7,199.14	(376.66)	224.14	3.29%
<b>Total European Large Cap Equity</b>			<b>\$24,284.78</b>	<b>\$24,040.69</b>	<b>\$244.09</b>	<b>\$1,595.71</b>	<b>6.57%</b>
<b>Japanese Large Cap Equity</b>							
BROWN ADV JAPAN ALPHA OPP-IS 115233-57-9 BAFJ X	12.02	1,119,609	13,457.70	12,207.00	1,250.70	569.88	4.23%



EVERETT & EDITH COMER NP CHAR TRUST ACCT R74854002  
As of 10/31/15

	Price	Quantity	Value	Adjusted Tax Cost Original Cost	Unrealized Gain/Loss	Est Annual Inc Accrued Div	Yield
<b>Japanese Large Cap Equity</b>							
DEUTSCHE X-TRACS MSCI JAPAN HEDGE FD 233051-50-7 DBJP	39.55	265,000	10,480.75	9,926.65	554.10	1,270.94	12.13%
<b>Total Japanese Large Cap Equity</b>			<b>\$23,938.45</b>	<b>\$22,133.65</b>	<b>\$1,804.80</b>	<b>\$1,840.82</b>	<b>7.69%</b>
<b>Global Equity</b>							
JPM GLBL RES ENH INDEX FD - SEL FUND 3457 46E37K-51-3 JEIT X	18.56	3,577,088	66,390.75	61,700.81	4,689.94	976.54	1.47%



2074071888010045187  
2084071020010003187

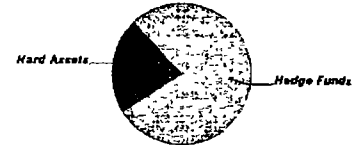


EVERETT & EDITH COMER NP CHAR TRUST ACCT. R74854002  
As of 10/31/15

## Alternative Assets Summary

Asset Categories	Beginning Estimated Value	Ending Estimated Value	Change In Value	Current Allocation
Hedge Funds	75,350.57	46,981.51	(28,369.06)	7%
Hard Assets	20,330.83	12,561.61	(7,769.22)	2%
<b>Total Value</b>	<b>\$95,681.40</b>	<b>\$59,543.12</b>	<b>(\$36,138.28)</b>	<b>9%</b>

### Asset Categories



Alternative Assets as a percentage of your portfolio - 9%

## Alternative Assets Detail

	Price	Quantity	Estimated Value	Cost
<b>Hedge Funds</b>				
EQUINOX FDS TR EQNX CB STGY I 29446A-81-9 EBSI X	11.07	1,279.670	14,165.95	13,622.00
GATEWAY FUND-Y 367829-88-4 GTEY X	29.77	240.069	7,146.85	6,647.51

J.P.Morgan




EVERETT & EDITH COMER NP CHAR TRUST ACCT R74854002  
As of 10/31/15

	Price	Quantity	Estimated Value	Cost
<b>Hedge Funds</b>				
GOTHAM ABSOLUTE RETURN FUND 360973-13-7 GARI X	12.91	928,066	11,981.33	12,027.74
PIMCO UNCONSTRAINED BOND-P 72201M-45-3 PUCP X	10.68	1,281,590	13,687.38	14,608.47
<b>Total Hedge Funds</b>			<b>\$46,981.51</b>	<b>\$46,905.72</b>

	Price	Quantity	Estimated Value	Cost	Est. Annual Income Accrued Income
<b>Hard Assets</b>					
PIMCO COMMODITYPL STRAT-P 72201P-16-7 PCLP X	6.29	1,997,076	12,561.61	17,614.21	633.07

J.P.Morgan



3074073880310053188  
309440730200100053188



EVERETT & EDITH COMER NP CHAR TRUST ACCT. R74854002  
As of 10/31/15

## Cash & Fixed Income Summary

Asset Categories	Beginning Market Value	Ending Market Value	Change In Value	Current Allocation
Cash	1,398 96	34,533 04	33,134 08	5%
US Fixed Income	36,623 07	35,179 45	(1,443 62)	5%
Global Fixed Income	0 00	19,636 97	19,636 97	3%
<b>Total Value</b>	<b>\$38,022.03</b>	<b>\$89,349.46</b>	<b>\$51,327.43</b>	<b>13%</b>

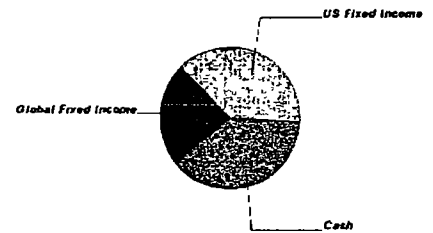
Market Value/Cost	Current Period Value
Market Value	89,349.46
Tax Cost	89,683.04
Unrealized Gain/Loss	(333.58)
Estimated Annual Income	1,740.36
Yield	1.94%

### SUMMARY BY MATURITY

Cash & Fixed Income	Market Value	% of Bond Portfolio
0-6 months <sup>1</sup>	89,349.46	100%

<sup>1</sup> The years indicate the number of years until the bond is scheduled to mature based on the statement end date. Some bonds may be called, or paid in full, before their stated maturity.

### Asset Categories



Cash & Fixed Income as a percentage of your portfolio - 13%

### SUMMARY BY TYPE

Cash & Fixed Income	Market Value	% of Bond Portfolio
Cash	34,533.04	38%
Mutual Funds	54,816.42	62%
<b>Total Value</b>	<b>\$89,349.46</b>	<b>100%</b>

J.P.Morgan



EVERETT & EDITH COMER NP CHAR TRUST ACCT R74854002  
As of 10/31/15

Note: This is the Annual Percentage Yield (APY) which is the rate earned if balances remain on deposit for a full year with compounding, there is no change in the interest rate and all interest is left in the account

### Cash & Fixed Income Detail

	Price	Quantity	Value	Adjusted Tax Cost Original Cost	Unrealized Gain/Loss	Est Annual Income Accrued Interest	Yield
<b>Cash</b>							
US DOLLAR PRINCIPAL	1.00	34,533.04	34,533.04	34,533.04		10.35	0.03%
<b>US Fixed Income</b>							
JPM CORE BD FD - SEL FUND 3720 4812CO-38-1	11.68	1,882.40	21,986.47	21,930.00	56.47	517.66	2.35%
DOUBLELINE TOTAL RET BD-I 258620-10-3	10.88	1,212.59	13,192.98	13,488.00	(295.02)	551.72	4.18%
<b>Total US Fixed Income</b>			<b>\$35,179.45</b>	<b>\$35,418.00</b>	<b>(\$238.55)</b>	<b>\$1,069.38</b>	<b>3.04%</b>
<b>Global Fixed Income</b>							
JOHN HANCOCK FDS II STR INCM OPP I 47804A-13-0	10.79	1,819.92	19,636.97	19,732.00	(95.03)	660.63	3.36%

J.P.Morgan

1074071880100853189  
308070200010001189