



See a Social Security Number? Say Something!
Report Privacy Problems to <https://public.resource.org/privacy>
Or call the IRS Identity Theft Hotline at 1-800-908-4490



Return of Private Foundation
or Section 4947(a)(1) Trust Treated as Private Foundation

2014

Department of the Treasury
Internal Revenue Service

▶ Do not enter social security numbers on this form as it may be made public.
▶ Information about Form 990-PF and its separate instructions is at www.irs.gov/form990pf.

Open to Public Inspection

For calendar year 2014 or tax year beginning **November 1**, 2014, and ending **October 31**, 20 **15**

Name of foundation: **The Goppert Foundation**

Number and street (or P.O. box number if mail is not delivered to street address): **10401 Holmes Rd**

Room/suite: **222**

City or town, state or province, country, and ZIP or foreign postal code: **Kansas City, Mo 64131**

A Employer identification number: **44-6013933**

B Telephone number (see instructions): **(816)942-7595**

C If exemption application is pending, check here

D 1. Foreign organizations, check here
2. Foreign organizations meeting the 85% test, check here and attach computation

E If private foundation status was terminated under section 507(b)(1)(A), check here

F If the foundation is in a 60-month termination under section 507(b)(1)(B), check here

G Check all that apply: Initial return Initial return of a former public charity
 Final return Amended return
 Address change Name change


H Check type of organization: Section 501(c)(3) exempt private foundation
 Section 4947(a)(1) nonexempt charitable trust Other taxable private foundation

I Fair market value of all assets at end of year (from Part II, col. (c), line 16) ▶ \$ **45,328,940**

J Accounting method: Cash Accrual
 Other (specify) _____ (Part I, column (d) must be on cash basis.)

Part I Analysis of Revenue and Expenses (The total of amounts in columns (b), (c), and (d) may not necessarily equal the amounts in column (a) (see instructions).)		(a) Revenue and expenses per books	(b) Net investment income	(c) Adjusted net income	(d) Disbursements for charitable purposes (cash basis only)
Revenue	1 Contributions, gifts, grants, etc., received (attach schedule)	4,256,871			
	2 Check <input type="checkbox"/> if the foundation is not required to attach Sch. B				
	3 Interest on savings and temporary cash investments	688,248	688,248	0	
	4 Dividends and interest from securities	1,118,854	1,118,854	0	
	5a Gross rents	0	0	0	
	b Net rental income or (loss)				
	6a Net gain or (loss) from sale of assets not on line 10	1,097,917			
	b Gross sales price for all assets on line 6a				
	7 Capital gain net income (from Part IV, line 2)		1,097,917		
	8 Net short-term capital gain			0	
	9 Income modifications			0	
	10a Gross sales less returns and allowances				
b Less: Cost of goods sold					
c Gross profit or (loss) (attach schedule)	0		0		
11 Other income (attach schedule)	0	0	0		
12 Total. Add lines 1 through 11	7,161,890	2,905,019	0		
Operating and Administrative Expenses	13 Compensation of officers, directors, trustees, etc.	4,000	2,000	0	2,000
	14 Other employee salaries and wages	0	0	0	0
	15 Pension plans, employee benefits	0	0	0	0
	16a Legal fees (attach schedule)	5,650	2,825	0	2,825
	b Accounting fees (attach schedule)	0	0	0	0
	c Other professional fees (attach schedule)	232,756	116,378	0	116,378
	17 Interest	0	0	0	0
	18 Taxes (attach schedule) (see instructions)	27,713	0	0	0
	19 Depreciation (attach schedule) and depletion	195	195	0	
	20 Occupancy	21,158	10,579	0	10,579
	21 Travel, conferences, and meetings	0	0	0	0
	22 Printing and publications	19	10	0	9
	23 Other expenses (attach schedule)	3,462	1,731	0	1,731
	24 Total operating and administrative expenses. Add lines 13 through 23	294,953	133,718	0	133,522
	25 Contributions, gifts, grants paid	2,073,365			2,073,365
26 Total expenses and disbursements. Add lines 24 and 25	2,368,318	133,718	0	2,206,887	
27 Subtract line 26 from line 12:					
a Excess of revenue over expenses and disbursements	4,793,572				
b Net investment income (if negative, enter -0-)		2,771,301			
c Adjusted net income (if negative, enter -0-)			0		

SCANNED MAR 24 2016



g28

11

Part II Balance Sheets		Attached schedules and amounts in the description column should be for end-of-year amounts only. (See instructions.)		
		Beginning of year	End of year	
		(a) Book Value	(b) Book Value	(c) Fair Market Value
Assets	1 Cash—non-interest-bearing	1,036,019	1,619,694	1,619,694
	2 Savings and temporary cash investments	0	0	0
	3 Accounts receivable ▶ _____			
	Less: allowance for doubtful accounts ▶ _____	0	0	0
	4 Pledges receivable ▶ _____			
	Less: allowance for doubtful accounts ▶ _____	0	0	0
	5 Grants receivable	0	0	0
	6 Receivables due from officers, directors, trustees, and other disqualified persons (attach schedule) (see instructions)	0	0	0
	7 Other notes and loans receivable (attach schedule) ▶ _____			
	Less: allowance for doubtful accounts ▶ _____	0	0	0
	8 Inventories for sale or use	0	0	0
	9 Prepaid expenses and deferred charges	0	0	0
	10a Investments—U.S. and state government obligations (attach schedule)	12,373,922	12,348,016	13,763,786
	b Investments—corporate stock (attach schedule)	5,412,808	5,412,808	6,040,475
	c Investments—corporate bonds (attach schedule)	0	0	0
	Liabilities	11 Investments—land, buildings, and equipment: basis ▶ _____		
Less: accumulated depreciation (attach schedule) ▶ _____		0	0	0
12 Investments—mortgage loans		0	0	0
13 Investments—other (attach schedule)		15,751,497	19,955,208	23,904,496
14 Land, buildings, and equipment: basis ▶ _____				
Less: accumulated depreciation (attach schedule) ▶ _____		704	489	489
15 Other assets (describe ▶ _____)		0	0	0
16 Total assets (to be completed by all filers—see the instructions. Also, see page 1, item I)		34,574,950	39,336,215	45,328,940
17 Accounts payable and accrued expenses		0	0	
18 Grants payable		0	0	
19 Deferred revenue	0	0		
20 Loans from officers, directors, trustees, and other disqualified persons	0	0		
21 Mortgages and other notes payable (attach schedule)	0	0		
22 Other liabilities (describe ▶ accrued taxes (receivable))	(4,390)	(36,677)		
23 Total liabilities (add lines 17 through 22)	(4,390)	(36,677)		
Net Assets or Fund Balances	Foundations that follow SFAS 117, check here ▶ <input type="checkbox"/>			
	24 Unrestricted	0	0	
	25 Temporarily restricted	0	0	
	26 Permanently restricted	0	0	
	Foundations that do not follow SFAS 117, check here ▶ <input type="checkbox"/>			
	27 Capital stock, trust principal, or current funds	0	0	
	28 Paid-in or capital surplus, or land, bldg., and equipment fund	27,697,681	31,954,552	
	29 Retained earnings, accumulated income, endowment, or other funds	6,881,659	7,418,340	
30 Total net assets or fund balances (see instructions)	34,579,340	39,372,892		
31 Total liabilities and net assets/fund balances (see instructions)	34,574,950	39,336,215		

Part III Analysis of Changes in Net Assets or Fund Balances

1 Total net assets or fund balances at beginning of year—Part II, column (a), line 30 (must agree with end-of-year figure reported on prior year's return)	1	34,579,340
2 Enter amount from Part I, line 27a	2	4,793,572
3 Other increases not included in line 2 (itemize) ▶ _____	3	0
4 Add lines 1, 2, and 3	4	39,372,912
5 Decreases not included in line 2 (itemize) ▶ <i>Adj to R/E</i> _____	5	20
6 Total net assets or fund balances at end of year (line 4 minus line 5)—Part II, column (b), line 30	6	39,372,892

Part IV Capital Gains and Losses for Tax on Investment Income

(a) List and describe the kind(s) of property sold (e.g., real estate, 2-story brick warehouse, or common stock, 200 shs. MLC Co.)		(b) How acquired P—Purchase D—Donation	(c) Date acquired (mo., day, yr.)	(d) Date sold (mo., day, yr.)
1a	See Schedule Charles Schwab Investments	P	11-1-14	10-31-15
b				
c				
d				
e				
(e) Gross sales price	(f) Depreciation allowed (or allowable)	(g) Cost or other basis plus expense of sale	(h) Gain or (loss) (e) plus (f) minus (g)	
a 1,097,918		1	1,097,917	
b				
c				
d				
e				
Complete only for assets showing gain in column (h) and owned by the foundation on 12/31/69				(i) Gains (Col. (h) gain minus col. (k), but not less than -0-) or Losses (from col. (h))
(j) F.M.V. as of 12/31/69	(k) Adjusted basis as of 12/31/69	(l) Excess of col. (j) over col. (k), if any		
a				
b				
c				
d				
e				
2	Capital gain net income or (net capital loss) { If gain, also enter in Part I, line 7 If (loss), enter -0- in Part I, line 7 }		2	1,097,917
3	Net short-term capital gain or (loss) as defined in sections 1222(5) and (6): If gain, also enter in Part I, line 8, column (c) (see instructions). If (loss), enter -0- in Part I, line 8 }		3	

Part V Qualification Under Section 4940(e) for Reduced Tax on Net Investment Income

(For optional use by domestic private foundations subject to the section 4940(a) tax on net investment income.)

If section 4940(d)(2) applies, leave this part blank.

Was the foundation liable for the section 4942 tax on the distributable amount of any year in the base period? Yes No
If "Yes," the foundation does not qualify under section 4940(e). Do not complete this part.

1 Enter the appropriate amount in each column for each year; see the instructions before making any entries.

(a) Base period years Calendar year (or tax year beginning in)	(b) Adjusted qualifying distributions	(c) Net value of noncharitable-use assets	(d) Distribution ratio (col. (b) divided by col. (c))
2013	1,957,770	40,771,384	.0480
2012	1,876,893	38,694,043	.0485
2011	1,789,387	38,336,394	.0492
2010	1,763,916	36,152,028	.0488
2009	1,774,793	36,242,972	.0490

2	Total of line 1, column (d)	2	.2435
3	Average distribution ratio for the 5-year base period—divide the total on line 2 by 5, or by the number of years the foundation has been in existence if less than 5 years	3	.0487
4	Enter the net value of noncharitable-use assets for 2014 from Part X, line 5	4	43,002,846
5	Multiply line 4 by line 3	5	2,094,239
6	Enter 1% of net investment income (1% of Part I, line 27b)	6	27,713
7	Add lines 5 and 6	7	2,121,952
8	Enter qualifying distributions from Part XII, line 4 If line 8 is equal to or greater than line 7, check the box in Part VI, line 1b, and complete that part using a 1% tax rate. See the Part VI instructions.	8	2,206,887

Part VI Excise Tax Based on Investment Income (Section 4940(a), 4940(b), 4940(e), or 4948—see instructions)

1a	Exempt operating foundations described in section 4940(d)(2), check here <input type="checkbox"/> and enter "N/A" on line 1. Date of ruling or determination letter: _____ (attach copy of letter if necessary—see instructions)		
b	Domestic foundations that meet the section 4940(e) requirements in Part V, check here <input type="checkbox"/> and enter 1% of Part I, line 27b	1	27,713
c	All other domestic foundations enter 2% of line 27b. Exempt foreign organizations enter 4% of Part I, line 12, col. (b).		
2	Tax under section 511 (domestic section 4947(a)(1) trusts and taxable foundations only. Others enter -0-)	2	0
3	Add lines 1 and 2	3	27,713
4	Subtitle A (income) tax (domestic section 4947(a)(1) trusts and taxable foundations only. Others enter -0-)	4	0
5	Tax based on investment income. Subtract line 4 from line 3. If zero or less, enter -0-	5	27,713
6	Credits/Payments:		
a	2014 estimated tax payments and 2013 overpayment credited to 2014	6a	64,390
b	Exempt foreign organizations—tax withheld at source	6b	
c	Tax paid with application for extension of time to file (Form 8868)	6c	
d	Backup withholding erroneously withheld	6d	
7	Total credits and payments. Add lines 6a through 6d	7	64,390
8	Enter any penalty for underpayment of estimated tax. Check here <input type="checkbox"/> if Form 2220 is attached	8	0
9	Tax due. If the total of lines 5 and 8 is more than line 7, enter amount owed	9	0
10	Overpayment. If line 7 is more than the total of lines 5 and 8, enter the amount overpaid	10	36,677
11	Enter the amount of line 10 to be: Credited to 2015 estimated tax ▶ 36,677 Refunded ▶	11	0

Part VII-A Statements Regarding Activities

	Yes	No
1a During the tax year, did the foundation attempt to influence any national, state, or local legislation or did it participate or intervene in any political campaign?		✓
1b Did it spend more than \$100 during the year (either directly or indirectly) for political purposes (see Instructions for the definition)? <i>If the answer is "Yes" to 1a or 1b, attach a detailed description of the activities and copies of any materials published or distributed by the foundation in connection with the activities.</i>		✓
1c Did the foundation file Form 1120-POL for this year?		✓
d Enter the amount (if any) of tax on political expenditures (section 4955) imposed during the year: (1) On the foundation. ▶ \$ _____ (2) On foundation managers. ▶ \$ _____		
e Enter the reimbursement (if any) paid by the foundation during the year for political expenditure tax imposed on foundation managers. ▶ \$ _____		
2 Has the foundation engaged in any activities that have not previously been reported to the IRS? <i>If "Yes," attach a detailed description of the activities.</i>		✓
3 Has the foundation made any changes, not previously reported to the IRS, in its governing instrument, articles of incorporation, or bylaws, or other similar instruments? <i>If "Yes," attach a conformed copy of the changes.</i>		✓
4a Did the foundation have unrelated business gross income of \$1,000 or more during the year?		✓
4b If "Yes," has it filed a tax return on Form 990-T for this year?		
5 Was there a liquidation, termination, dissolution, or substantial contraction during the year? <i>If "Yes," attach the statement required by General Instruction T.</i>		✓
6 Are the requirements of section 508(e) (relating to sections 4941 through 4945) satisfied either: • By language in the governing instrument, or • By state legislation that effectively amends the governing instrument so that no mandatory directions that conflict with the state law remain in the governing instrument?	✓	
7 Did the foundation have at least \$5,000 in assets at any time during the year? <i>If "Yes," complete Part II, col. (c), and Part XV</i>	✓	
8a Enter the states to which the foundation reports or with which it is registered (see instructions) ▶ <u>Missouri</u>		
b If the answer is "Yes" to line 7, has the foundation furnished a copy of Form 990-PF to the Attorney General (or designate) of each state as required by <i>General Instruction G</i> ? <i>If "No," attach explanation</i>	✓	
9 Is the foundation claiming status as a private operating foundation within the meaning of section 4942(j)(3) or 4942(j)(5) for calendar year 2014 or the taxable year beginning in 2014 (see instructions for Part XIV)? <i>If "Yes," complete Part XIV</i>		✓
10 Did any persons become substantial contributors during the tax year? <i>If "Yes," attach a schedule listing their names and addresses</i>	✓	

Part VII-A Statements Regarding Activities (continued)

11	At any time during the year, did the foundation, directly or indirectly, own a controlled entity within the meaning of section 512(b)(13)? If "Yes," attach schedule (see instructions)	11		✓
12	Did the foundation make a distribution to a donor advised fund over which the foundation or a disqualified person had advisory privileges? If "Yes," attach statement (see instructions)	12		✓
13	Did the foundation comply with the public inspection requirements for its annual returns and exemption application? Website address ▶ None	13	✓	
14	The books are in care of ▶ Thomas A Goppert Telephone no. ▶ 816-942-7595 Located at ▶ 10401 Holmes Rd Ste 222 Kansas City MO ZIP+4 ▶ 64131-3450			
15	Section 4947(a)(1) nonexempt charitable trusts filing Form 990-PF in lieu of Form 1041—Check here. ▶ <input type="checkbox"/> and enter the amount of tax-exempt interest received or accrued during the year ▶ 15			
16	At any time during calendar year 2014, did the foundation have an interest in or a signature or other authority over a bank, securities, or other financial account in a foreign country? See the instructions for exceptions and filing requirements for FinCEN Form 114, (formerly TD F 90-22.1). If "Yes," enter the name of the foreign country ▶	16	Yes	No ✓

Part VII-B Statements Regarding Activities for Which Form 4720 May Be Required

File Form 4720 if any item is checked in the "Yes" column, unless an exception applies.

		Yes	No
1a	During the year did the foundation (either directly or indirectly):		
(1)	Engage in the sale or exchange, or leasing of property with a disqualified person? <input type="checkbox"/> Yes <input checked="" type="checkbox"/> No		
(2)	Borrow money from, lend money to, or otherwise extend credit to (or accept it from) a disqualified person? <input type="checkbox"/> Yes <input checked="" type="checkbox"/> No		
(3)	Furnish goods, services, or facilities to (or accept them from) a disqualified person? <input type="checkbox"/> Yes <input checked="" type="checkbox"/> No		
(4)	Pay compensation to, or pay or reimburse the expenses of, a disqualified person? <input checked="" type="checkbox"/> Yes <input type="checkbox"/> No		
(5)	Transfer any income or assets to a disqualified person (or make any of either available for the benefit or use of a disqualified person)? <input type="checkbox"/> Yes <input checked="" type="checkbox"/> No		
(6)	Agree to pay money or property to a government official? (Exception. Check "No" if the foundation agreed to make a grant to or to employ the official for a period after termination of government service, if terminating within 90 days.) <input type="checkbox"/> Yes <input checked="" type="checkbox"/> No		
b	If any answer is "Yes" to 1a(1)–(6), did any of the acts fail to qualify under the exceptions described in Regulations section 53.4941(d)-3 or in a current notice regarding disaster assistance (see instructions)? Organizations relying on a current notice regarding disaster assistance check here ▶ <input type="checkbox"/>	1b	
c	Did the foundation engage in a prior year in any of the acts described in 1a, other than excepted acts, that were not corrected before the first day of the tax year beginning in 2014?	1c	✓
2	Taxes on failure to distribute income (section 4942) (does not apply for years the foundation was a private operating foundation defined in section 4942(j)(3) or 4942(j)(5)):		
a	At the end of tax year 2014, did the foundation have any undistributed income (lines 6d and 6e, Part XIII) for tax year(s) beginning before 2014? <input type="checkbox"/> Yes <input checked="" type="checkbox"/> No If "Yes," list the years ▶ 20____, 20____, 20____, 20____		
b	Are there any years listed in 2a for which the foundation is not applying the provisions of section 4942(a)(2) (relating to incorrect valuation of assets) to the year's undistributed income? (If applying section 4942(a)(2) to all years listed, answer "No" and attach statement—see instructions.)	2b	
c	If the provisions of section 4942(a)(2) are being applied to any of the years listed in 2a, list the years here. ▶ 20____, 20____, 20____, 20____		
3a	Did the foundation hold more than a 2% direct or indirect interest in any business enterprise at any time during the year? <input checked="" type="checkbox"/> Yes <input type="checkbox"/> No		
b	If "Yes," did it have excess business holdings in 2014 as a result of (1) any purchase by the foundation or disqualified persons after May 26, 1969; (2) the lapse of the 5-year period (or longer period approved by the Commissioner under section 4943(c)(7)) to dispose of holdings acquired by gift or bequest; or (3) the lapse of the 10-, 15-, or 20-year first phase holding period? (<i>Use Schedule C, Form 4720, to determine if the foundation had excess business holdings in 2014.</i>)	3b	✓
4a	Did the foundation invest during the year any amount in a manner that would jeopardize its charitable purposes?	4a	✓
b	Did the foundation make any investment in a prior year (but after December 31, 1969) that could jeopardize its charitable purpose that had not been removed from jeopardy before the first day of the tax year beginning in 2014?	4b	✓

Part VII-B Statements Regarding Activities for Which Form 4720 May Be Required (continued)

- 5a** During the year did the foundation pay or incur any amount to:
- (1) Carry on propaganda, or otherwise attempt to influence legislation (section 4945(e))? Yes No
 - (2) Influence the outcome of any specific public election (see section 4955); or to carry on, directly or indirectly, any voter registration drive? Yes No
 - (3) Provide a grant to an individual for travel, study, or other similar purposes? Yes No
 - (4) Provide a grant to an organization other than a charitable, etc., organization described in section 4945(d)(4)(A)? (see instructions) Yes No
 - (5) Provide for any purpose other than religious, charitable, scientific, literary, or educational purposes, or for the prevention of cruelty to children or animals? Yes No
- b** If any answer is "Yes" to 5a(1)–(5), did any of the transactions fail to qualify under the exceptions described in Regulations section 53.4945 or in a current notice regarding disaster assistance (see instructions)? Yes No
 Organizations relying on a current notice regarding disaster assistance check here
- c** If the answer is "Yes" to question 5a(4), does the foundation claim exemption from the tax because it maintained expenditure responsibility for the grant? Yes No
 If "Yes," attach the statement required by Regulations section 53.4945–5(d).
- 6a** Did the foundation, during the year, receive any funds, directly or indirectly, to pay premiums on a personal benefit contract? Yes No
- b** Did the foundation, during the year, pay premiums, directly or indirectly, on a personal benefit contract? Yes No
 If "Yes" to 6b, file Form 8870.
- 7a** At any time during the tax year, was the foundation a party to a prohibited tax shelter transaction? Yes No
- b** If "Yes," did the foundation receive any proceeds or have any net income attributable to the transaction? Yes No

5a		
5b		
6a		
6b		✓
7a		
7b		

Part VIII Information About Officers, Directors, Trustees, Foundation Managers, Highly Paid Employees, and Contractors

1 List all officers, directors, trustees, foundation managers and their compensation (see instructions).

(a) Name and address	(b) Title, and average hours per week devoted to position	(c) Compensation (If not paid, enter -0-)	(d) Contributions to employee benefit plans and deferred compensation	(e) Expense account, other allowances
Richard Goppert KC, MO	Chm Dir 5	0	0	0
M. Charles Kellogg Leawood KS	VP Dir 5	0	0	0
Autumn Markley Lee's Summit MO	VP Dir 20	0	0	0
Thomas Goppert Lake Winnebago MO	V Chrm S/Tr Dir 10	0	0	0
Carolyn Kellogg Leawood KS	Dir 1	4,000	0	0
Billy Campbell Norborne MO	Dir 1	0	0	0

2 Compensation of five highest-paid employees (other than those included on line 1—see instructions). If none, enter "NONE."

(a) Name and address of each employee paid more than \$50,000	(b) Title, and average hours per week devoted to position	(c) Compensation	(d) Contributions to employee benefit plans and deferred compensation	(e) Expense account, other allowances
None				

Total number of other employees paid over \$50,000 **0**

Part VIII Information About Officers, Directors, Trustees, Foundation Managers, Highly Paid Employees, and Contractors (continued)

3 Five highest-paid independent contractors for professional services (see instructions). If none, enter "NONE."

(a) Name and address of each person paid more than \$50,000	(b) Type of service	(c) Compensation
None		
.....		
.....		
.....		
.....		
.....		
.....		
Total number of others receiving over \$50,000 for professional services ▶		

Part IX-A Summary of Direct Charitable Activities

List the foundation's four largest direct charitable activities during the tax year. Include relevant statistical information such as the number of organizations and other beneficiaries served, conferences convened, research papers produced, etc.

	Expenses
1 None	
2	
3	
4	

Part IX-B Summary of Program-Related Investments (see instructions)

Describe the two largest program-related investments made by the foundation during the tax year on lines 1 and 2.

	Amount	
1 None		
2		
3 All other program-related investments. See instructions		
Total. Add lines 1 through 3 ▶		

Part X Minimum Investment Return (All domestic foundations must complete this part. Foreign foundations, see instructions.)

1	Fair market value of assets not used (or held for use) directly in carrying out charitable, etc., purposes:		
a	Average monthly fair market value of securities	1a	42,473,645
b	Average of monthly cash balances	1b	1,183,398
c	Fair market value of all other assets (see instructions)	1c	669
d	Total (add lines 1a, b, and c)	1d	43,657,712
e	Reduction claimed for blockage or other factors reported on lines 1a and 1c (attach detailed explanation)	1e	0
2	Acquisition indebtedness applicable to line 1 assets	2	0
3	Subtract line 2 from line 1d	3	43,657,712
4	Cash deemed held for charitable activities. Enter 1 1/2 % of line 3 (for greater amount, see instructions)	4	654,866
5	Net value of noncharitable-use assets. Subtract line 4 from line 3. Enter here and on Part V, line 4	5	43,002,846
6	Minimum investment return. Enter 5% of line 5	6	2,150,142

Part XI Distributable Amount (see instructions) (Section 4942(j)(3) and (j)(5) private operating foundations and certain foreign organizations check here and do not complete this part.)

1	Minimum investment return from Part X, line 6	1	2,150,142
2a	Tax on investment income for 2014 from Part VI, line 5	2a	27,713
b	Income tax for 2014. (This does not include the tax from Part VI.)	2b	0
c	Add lines 2a and 2b	2c	27,713
3	Distributable amount before adjustments. Subtract line 2c from line 1	3	2,122,429
4	Recoveries of amounts treated as qualifying distributions	4	0
5	Add lines 3 and 4	5	2,122,429
6	Deduction from distributable amount (see instructions)	6	0
7	Distributable amount as adjusted. Subtract line 6 from line 5. Enter here and on Part XIII, line 1	7	2,122,429

Part XII Qualifying Distributions (see instructions)

1	Amounts paid (including administrative expenses) to accomplish charitable, etc., purposes:		
a	Expenses, contributions, gifts, etc.—total from Part I, column (d), line 26	1a	2,206,887
b	Program-related investments—total from Part IX-B	1b	0
2	Amounts paid to acquire assets used (or held for use) directly in carrying out charitable, etc., purposes	2	0
3	Amounts set aside for specific charitable projects that satisfy the:		
a	Suitability test (prior IRS approval required)	3a	0
b	Cash distribution test (attach the required schedule)	3b	0
4	Qualifying distributions. Add lines 1a through 3b. Enter here and on Part V, line 8, and Part XIII, line 4	4	2,206,887
5	Foundations that qualify under section 4940(e) for the reduced rate of tax on net investment income. Enter 1% of Part I, line 27b (see instructions)	5	0
6	Adjusted qualifying distributions. Subtract line 5 from line 4	6	2,206,887

Note. The amount on line 6 will be used in Part V, column (b), in subsequent years when calculating whether the foundation qualifies for the section 4940(e) reduction of tax in those years.

Part XIII Undistributed Income (see instructions)

	(a) Corpus	(b) Years prior to 2013	(c) 2013	(d) 2014
1 Distributable amount for 2014 from Part XI, line 7				2,122,429
2 Undistributed income, if any, as of the end of 2014:				
a Enter amount for 2013 only			5,606	
b Total for prior years: 20 __, 20 __, 20 __		0		
3 Excess distributions carryover, if any, to 2014:				
a From 2009	0			
b From 2010	0			
c From 2011	0			
d From 2012	0			
e From 2013	0			
f Total of lines 3a through e	0			
4 Qualifying distributions for 2014 from Part XII, line 4: ► \$ <u>2,206,887</u>				
a Applied to 2013, but not more than line 2a			5,606	
b Applied to undistributed income of prior years (Election required—see instructions)		0		
c Treated as distributions out of corpus (Election required—see instructions)	0			
d Applied to 2014 distributable amount				2,122,429
e Remaining amount distributed out of corpus	78,852			
5 Excess distributions carryover applied to 2014 (If an amount appears in column (d), the same amount must be shown in column (a).)	0			0
6 Enter the net total of each column as indicated below:				
a Corpus. Add lines 3f, 4c, and 4e. Subtract line 5	78,852			
b Prior years' undistributed income. Subtract line 4b from line 2b		0		
c Enter the amount of prior years' undistributed income for which a notice of deficiency has been issued, or on which the section 4942(a) tax has been previously assessed		0		
d Subtract line 6c from line 6b. Taxable amount—see instructions		0		
e Undistributed income for 2013. Subtract line 4a from line 2a. Taxable amount—see instructions			0	
f Undistributed income for 2014. Subtract lines 4d and 5 from line 1. This amount must be distributed in 2015				0
7 Amounts treated as distributions out of corpus to satisfy requirements imposed by section 170(b)(1)(F) or 4942(g)(3) (Election may be required—see instructions)	78,852			
8 Excess distributions carryover from 2009 not applied on line 5 or line 7 (see instructions)	0			
9 Excess distributions carryover to 2015. Subtract lines 7 and 8 from line 6a	78,852			
10 Analysis of line 9:				
a Excess from 2010	0			
b Excess from 2011	0			
c Excess from 2012	0			
d Excess from 2013	0			
e Excess from 2014	78,852			

Part XIV Private Operating Foundations (see instructions and Part VII-A, question 9)

1a If the foundation has received a ruling or determination letter that it is a private operating foundation, and the ruling is effective for 2014, enter the date of the ruling N/A

b Check box to indicate whether the foundation is a private operating foundation described in section 4942(j)(3) or 4942(j)(5)

	Tax year				(e) Total
	(a) 2014	(b) 2013	(c) 2012	(d) 2011	
2a Enter the lesser of the adjusted net income from Part I or the minimum investment return from Part X for each year listed					
b 85% of line 2a					
c Qualifying distributions from Part XII, line 4 for each year listed					
d Amounts included in line 2c not used directly for active conduct of exempt activities					
e Qualifying distributions made directly for active conduct of exempt activities. Subtract line 2d from line 2c					
3 Complete 3a, b, or c for the alternative test relied upon:					
a "Assets" alternative test—enter:					
(1) Value of all assets					
(2) Value of assets qualifying under section 4942(j)(3)(B)(i)					
b "Endowment" alternative test—enter 2/3 of minimum investment return shown in Part X, line 6 for each year listed					
c "Support" alternative test—enter:					
(1) Total support other than gross investment income (interest, dividends, rents, payments on securities loans (section 512(a)(5)), or royalties)					
(2) Support from general public and 5 or more exempt organizations as provided in section 4942(j)(3)(B)(iii)					
(3) Largest amount of support from an exempt organization					
(4) Gross investment income					

Part XV Supplementary Information (Complete this part only if the foundation had \$5,000 or more in assets at any time during the year—see instructions.)

1 Information Regarding Foundation Managers:
a List any managers of the foundation who have contributed more than 2% of the total contributions received by the foundation before the close of any tax year (but only if they have contributed more than \$5,000). (See section 507(d)(2).)

Clarence H. Goppert, deceased in 1999

b List any managers of the foundation who own 10% or more of the stock of a corporation (or an equally large portion of the ownership of a partnership or other entity) of which the foundation has a 10% or greater interest.

None

2 Information Regarding Contribution, Grant, Gift, Loan, Scholarship, etc., Programs:
 Check here if the foundation only makes contributions to preselected charitable organizations and does not accept unsolicited requests for funds. If the foundation makes gifts, grants, etc. (see instructions) to individuals or organizations under other conditions, complete items 2a, b, c, and d.

a The name, address, and telephone number or e-mail address of the person to whom applications should be addressed:

Autumn Markley V.P, c/o The Goppert Foundation 10401 Homes Rd Ste. 222 Kansas City MO 64131 (816)942-7595

b The form in which applications should be submitted and information and materials they should include:

Formal Written Request including 501c3 tax exempt status from IRS

c Any submission deadlines:
 none

d Any restrictions or limitations on awards, such as by geographical areas, charitable fields, kinds of institutions, or other factors:

501c3 charities located in eastern Kansas western Missouri for medical facilities, community betterment, or education

Part XV Supplementary Information (continued)

3 Grants and Contributions Paid During the Year or Approved for Future Payment

Recipient	If recipient is an individual, show any relationship to any foundation manager or substantial contributor	Foundation status of recipient	Purpose of grant or contribution	Amount
Name and address (home or business)				
a <i>Paid during the year</i>				
See Schedule	N/A	501c3	Various Charities	2,073,565
Total			▶ 3a	2,073,365
b <i>Approved for future payment</i>				
See Schedule	N/A	501c3	Various Charities	506,900
Total			▶ 3b	506,933

Schedule B

(Form 990, 990-EZ, or 990-PF)

Department of the Treasury
Internal Revenue Service

Schedule of Contributors

▶ Attach to Form 990, Form 990-EZ, or Form 990-PF.

▶ Information about Schedule B (Form 990, 990-EZ, or 990-PF) and its instructions is at www.irs.gov/form990.

OMB No 1545-0047

2014

Name of the organization *The Goppert Foundation*

Employer identification number
446013933

Organization type (check one):

Filers of:

Section:

Form 990 or 990-EZ

501(c)() (enter number) organization

4947(a)(1) nonexempt charitable trust **not** treated as a private foundation

527 political organization

Form 990-PF

501(c)(3) exempt private foundation

4947(a)(1) nonexempt charitable trust treated as a private foundation

501(c)(3) taxable private foundation

Check if your organization is covered by the **General Rule** or a **Special Rule**.

Note. Only a section 501(c)(7), (8), or (10) organization can check boxes for both the General Rule and a Special Rule. See instructions.

General Rule

For an organization filing Form 990, 990-EZ, or 990-PF that received, during the year, contributions totaling \$5,000 or more (in money or property) from any one contributor. Complete Parts I and II. See instructions for determining a contributor's total contributions.

Special Rules

For an organization described in section 501(c)(3) filing Form 990 or 990-EZ that met the 33 1/3 % support test of the regulations under sections 509(a)(1) and 170(b)(1)(A)(vi), that checked Schedule A (Form 990 or 990-EZ), Part II, line 13, 16a, or 16b, and that received from any one contributor, during the year, total contributions of the greater of (1) \$5,000 or (2) 2% of the amount on (i) Form 990, Part VIII, line 1h, or (ii) Form 990-EZ, line 1. Complete Parts I and II.

For an organization described in section 501(c)(7), (8), or (10) filing Form 990 or 990-EZ that received from any one contributor, during the year, total contributions of more than \$1,000 *exclusively* for religious, charitable, scientific, literary, or educational purposes, or for the prevention of cruelty to children or animals. Complete Parts I, II, and III.

For an organization described in section 501(c)(7), (8), or (10) filing Form 990 or 990-EZ that received from any one contributor, during the year, contributions *exclusively* for religious, charitable, etc., purposes, but no such contributions totaled more than \$1,000. If this box is checked, enter here the total contributions that were received during the year for an *exclusively* religious, charitable, etc., purpose. Do not complete any of the parts unless the **General Rule** applies to this organization because it received *nonexclusively* religious, charitable, etc., contributions totaling \$5,000 or more during the year ▶ \$

Caution. An organization that is not covered by the General Rule and/or the Special Rules does not file Schedule B (Form 990, 990-EZ, or 990-PF), but it **must** answer "No" on Part IV, line 2, of its Form 990; or check the box on line H of its Form 990-EZ or on its Form 990-PF, Part I, line 2, to certify that it does not meet the filing requirements of Schedule B (Form 990, 990-EZ, or 990-PF).

Name of organization The Goppert Foundation Employer identification number 44 601 3933

Part I Contributors (see instructions). Use duplicate copies of Part I if additional space is needed.

(a) No.	(b) Name, address, and ZIP + 4	(c) Total contributions	(d) Type of contribution
1	Vita M. Goppert Trust	\$ 4,256,871	Person <input checked="" type="checkbox"/> Payroll <input type="checkbox"/> Noncash <input type="checkbox"/> (Complete Part II for noncash contributions.)
-----	-----	\$ -----	Person <input type="checkbox"/> Payroll <input type="checkbox"/> Noncash <input type="checkbox"/> (Complete Part II for noncash contributions.)
-----	-----	\$ -----	Person <input type="checkbox"/> Payroll <input type="checkbox"/> Noncash <input type="checkbox"/> (Complete Part II for noncash contributions.)
-----	-----	\$ -----	Person <input type="checkbox"/> Payroll <input type="checkbox"/> Noncash <input type="checkbox"/> (Complete Part II for noncash contributions.)
-----	-----	\$ -----	Person <input type="checkbox"/> Payroll <input type="checkbox"/> Noncash <input type="checkbox"/> (Complete Part II for noncash contributions.)
-----	-----	\$ -----	Person <input type="checkbox"/> Payroll <input type="checkbox"/> Noncash <input type="checkbox"/> (Complete Part II for noncash contributions.)

THE GOPPERT FOUNDATION
2014 990-PF SUPPORTING SCHEDULES
ID# 446013933

PART I LINE 1

VM Goppert Trust: Distribution \$4,256,871

PART I LINE 16a

Legal Fees: Pathway Financial Management \$5,650

PART I LINE 16c

Goppert Financial Corp.: for reimbursement of time devoted to "The Foundation" in investment capacities, tax assistance and evaluation of grant applications.

	\$147,550
Charles Schwab Investment Services	<u>\$85,206</u>
Total	\$232,756

Allocation: 50% in investment functions	\$116,378
50% in charitable functions	<u>\$116,378</u>
Total	\$232,756

PART I LINE 18

'14 Excise Tax on investment income \$ 27,713

PART I LINE 19

Depreciation: Monitor \$704 (-195 balance \$509) \$ 195

PART I LINE 23

Other	\$ 0
Foreign Taxes Charles Schwab Inv.	\$ 2,262
Liability Insurance	<u>\$ 1,200</u>
Total	\$ 3,462

PART II LINE 10b

	(b)	(c)
Investments:		
CAI non-voting stock	5,412,808	6,040,475

PART II LINE 13

	(b)	(c)
Investments: Charles Schwab Fund	19,995,208	23,904,496

PART III LINE 5

Adj. to Fund Balances 20

Part I

The Goppert Foundation

Income & Expense

11/1/2014 - 10/31/2015

	<u>11/1/2014 - 10/31/2015</u>
INCOME	
INTEREST ON CASH & TEMP INVEST	417 74
INTEREST ON INVESTMENT SECURITIES	687,830 75
LONG TERM GAIN	0 00
GAIN IN INVESTMENT ACCOUNTS	1,097,916 62
DIVIDENDS	651,280 00
DIVIDENDS IN INVESTMENT ACCOUNTS	467,574 36
OTHER INCOME	<u>0 00</u>
TOTAL INCOME	2,905,019 47
EXPENSES	
REIMBURSEMENT OF SALARY & OVERHE	147,550 00
RENT	21,158 14
APPRAISEL FEES	5,650 00
SCHWAB FEES	85,205 52
FOREIGN TAX ON SCHWAB	2,262 31
DIRECTORS FEE	4,000 00
ANNUAL PUBLICATION	19 21
DEPRECIATION	195 56
SUPPLIES	0 00
KANSAS BANKERS SURETY	1,200 00
ADD'L TAX PRED YEAR	0 00
FINANCIAL SERVICES SUBSCRIPTION	<u>0 00</u>
TOTAL EXPENSES	267,240 74
NET INCOME, BEFORE TAX	<u>2,637,778 73</u>
ESTIMATED TAX PAYMENTS	64,390 00
ADD'L DUE	<u>-36,677 00</u>
NET INCOME	<u>2,610,065 73</u>

Part II

The Goppert Foundation

Balance Sheet Preliminary

10/31/2015

					CASH BASIS BOOK VALUE	ESTIMATED MRKT VALUE 10/31/2015	
ASSETS							
BK OF ODESSA - CASH		TEMP			614,694 00	614,694 00	
UMB Bank - CASH		TEMP			1,005,000 00	1,005,000 00	
SECURITIES	(See Schedule)				12,347,093 13	13,632,103 85	
GNMA	INVEST	12/15/18	10.030	10 000	922 49	922 49	
EQUIP					488 91	488 91	
Accrued Interest on Securities					-	130,759 87	
CAI STOCK NON VOTING	4931 SHS	@1225	on 10-31-14		5,412,808 01	6,040,475 00	
CHARLES SCHWAB	INVEST				19,955,208 30	23,904,495 71	39,336,215
EXCISE TAX ESTIMATE 15-16					36,677 00	36,677 00	95,329
TOTAL ASSETS					<u>39,372,891 84</u>	<u>45,365,616 83</u>	
CAPITAL							
ACCUMULATED INCOME					5,026,374 46		
NET INCOME TO DATE					2,610,065 73		
VITA GOPPERT TRUST CONTRIBUTION					4,256,871 06		
PAID IN SURPLUS					27,479,580 59		
TOTAL CAPITAL					<u>39,372,891 84</u>		

Part 11 Item 10A

InTrader (hldbymat) 10/27/2015
 As of Date: 10/31/2015 Last: 09/30/2015

4308 Holdings by Maturity Report
 307120 THE GOPPERT FOUNDATION
 KANSAS CITY, MO Page 1

Sec ID	Description	Original Face	Issue Dt	Aft Tx Yld	Sch	Intn	S&P	Book Value	Unrealized P/L
Grp	Rate Maturity EstMaturity	Par/Cur Face	Pur Date	Pur Price	Yield Calc Pl	Qual Loc	Moody Fitch	Market Value	Realized P/L
Type	C-P Date/Price/Code	Principal Cost		Tax Eq Yld				Price Source	Price Date
3133XOPF0	FEDERAL HOME LOAN BANK	1,000,000.00	08/13/2003	5.000470	fa15	m	AA+	1,009,637.90	110,132.10
120	5.3750 08/15/2018	1,000,000.00	07/22/2008	5.000000	a		Aaa	1,119,770.00	.00
101	167057228	1,029,336.77	102.933677	5.000470	n	UMB		Bloomberg	10/27/2015
1 Holdings for 2018 2 79 Yrs		1,000,000.00		5.000470				1,009,637.90	110,132.10
		1,000,000.00		5.000000				1,119,770.00	.00
		1,029,336.77		5.000470					
467486UN4	JACKSON CNTY MO UT REORG	1,000,000.00	11/15/2009	4.950000	ms	1 m	AA	1,000,000.00	125,650.00
131	4.9500 03/01/2022	1,000,000.00	11/24/2009	4.949000	a		NR	1,125,650.00	.00
223	167057236	1,000,000.00	100.000000	4.950000	n	UMB		ssnidc	10/27/2015
1 Holdings for 2022 6 34 Yrs		1,000,000.00		4.950000				1,000,000.00	125,650.00
		1,000,000.00		4.949000				1,125,650.00	.00
		1,000,000.00		4.950000					
791697BN4	ST LOUIS MO UT SPL ADMIN BRD	500,000.00	12/21/2010	5.020410	ao	1 m	AA+	540,112.54	63,172.46
131	6.1000 04/01/2025	500,000.00	04/20/2011	5.020000	a		NR	603,285.00	.00
223	167057256	553,675.00	110 735000	5.020410	n	UMB		ssnidc	10/27/2015
815626LG9	SEDGWICK CNTY KANS UT UNI SCH	500,000.00	03/01/2010	5.390000	ao	1 m	AA	500,000.00	64,540.00
131	5.3900 10/01/2025	500,000.00	03/03/2010	5.389000	a		Aa2	564,540.00	.00
223	167057247	500,000.00	100 000000	5.390000	n	UMB		ssnidc	10/27/2015
2 Holdings for 2025 9.68 Yrs		1,000,000.00		5.205205				1,040,112.54	127,712.46
		1,000,000.00		5.204500				1,167,825.00	.00
		1,053,675.00		5.205205					
428864CV2	HICKORY CNTY SCH DIST R-1	350,000.00	06/15/2010	5.350000	ms	1 m	AA+	350,000.00	47,743.50
131	5.3500 03/01/2026	350,000.00	06/24/2010	5.349000	a		NR	397,743.50	.00
223	167057234	350,000.00	100.000000	5.350000	n	UMB		ssnidc	10/27/2015
566980UN8	MARICOPA CNTY ARIZ SCH DIST NO	765,000.00	02/24/2010	5.551110	jj	1 m	NR	778,942.77	96,462.03
131	6.0000 07/01/2026	765,000.00	04/16/2010	5.550000	a		Aa2	875,404.80	.00
223	167057241	791,476.65	103 461000	5.551110	n	UMB		ssnidc	10/27/2015
48542K2C2	KANSAS ST DEV FIN AUTH REV	150,000.00	02/25/2010	5.000770	mm	1 m	AA-	154,261.50	12,099.00
131	5.6500 11/01/2026	150,000.00	06/07/2011	5.000000	a		Aa3	166,360.50	.00
224	167057254	157,233.00	104 822000	5.000770	n	UMB		ssnidc	10/27/2015
3 Holdings for 2026 10 62 Yrs		1,265,000.00		5.430330				1,283,204.27	156,304.53
		1,265,000.00		5.429170				1,439,508.80	.00
		1,298,709.65		5.430330					
183513CX6	CLAY CNTY MO UT SCH DIST R-II	474,000.00	08/05/2010	5.510000	ms	1 m	AA+	474,000.00	76,456.20
131	5.5100 03/01/2027	474,000.00	08/05/2010	5.510000	a		NR	550,456.20	.00
223	167057226	474,000.00	100 000000	5.510000	n	UMB		ssnidc	10/27/2015

InTrader (hldbymat) 10/27/2015
 As of Date: 10/31/2015 Last: 09/30/2015

4308 Holdings by Maturity Report
 307120 THE GOPPERT FOUNDATION
 KANSAS CITY, MO Page 2

Sec ID	Description	Original Face	Issue Dt	Aft Tx Yld	Sch	Intn	S&P	Book Value	Unrealized P/L
Grp	Rate Maturity EstMaturity	Par/Cur Face	Pur Date	Pur Price	Yield Calc Pl	Qual Loc	Moody Fitch	Market Value	Realized P/L
Type	C-P Date/Price/Code	Principal Cost		Tax Eq Yld				Price Source	Price Date
394532FM2	GREENE CNTY MO REORG SD #03	250,000.00	06/15/2010	5.720000	ms	1 m	AA+	250,000.00	45,395.00
131	5.7200 03/01/2027	250,000.00	06/29/2010	5.719000	a		NR	295,395.00	.00
223	167057233	250,000.00	100 000000	5.720000	n	UMB		ssnidc	10/27/2015
569101FT0	MARION CNTY MO UT SCH DIST	250,000.00	08/01/2010	5.450000	ms	1 m	AA+	250,000.00	43,497.50
131	5.4500 03/01/2027	250,000.00	08/10/2010	5.450000	a		NR	293,497.50	.00
223	167057243	250,000.00	100.000000	5.450000	n	UMB		ssnidc	10/27/2015
31364FDC2	FEDERAL NATL MORTGAGE ASSN	540,000.00	10/08/1997	5.010200	ao	8 m	AA+	589,025.72	119,265.28
120	6.0300 10/08/2027	540,000.00	04/21/2010	5.010000	a		Aaa	708,291.00	.00
103	167057231	603,597.40	111.777296	5.010200	n	UMB		Bloomberg	10/27/2015
4 Holdings for 2027 11.56 Yrs		1,514,000.00		5.356505				1,563,025.72	284,613.98
		1,514,000.00		5.356268				1,847,639.70	.00
		1,577,597.40		5.356505					
442403FY2	HOUSTON TRX LTD INDPT SCH	500,000.00	11/01/2009	5.106490	fa15	m	AA+	515,240.00	35,465.00
131	6.1250 02/15/2028	500,000.00	04/20/2011	5.105000	a		Aaa	550,705.00	.00
223	167057252	532,495.00	106 499000	5.106490	n	UMB		ssnidc	10/27/2015
31359MEA7	FEDERAL NATL MORTGAGE ASSN	270,000.00	08/06/1998	5.040730	fa	7 m	AA+	298,199.09	58,187.41
120	6.1600 08/07/2028	270,000.00	04/26/2010	5.040000	a		Aaa	356,386.50	.00
103	167057230	305,821.20	113.267111	5.040730	n	UMB		Bloomberg	10/27/2015
4784496P1	JOHNSON CNTY KANS UT BUILD	950,000.00	12/17/2009	5.350000	ms	1 m	AAA	950,000.00	50,939.00
131	5.3500 09/01/2028	950,000.00	12/17/2009	5.350000	a		Aaa	1,000,939.00	.00
223	167057237	950,000.00	100 000000	5.350000	n	UMB		ssnidc	10/27/2015
3 Holdings for 2028 12 68 Yrs		1,720,000.00		5.230664				1,763,439.09	144,591.41
		1,720,000.00		5.230116				1,908,030.50	.00
		1,788,316.20		5.230664					
567288RY3	MARICOPA CNTY ARIZ UT UNI SCH	500,000.00	12/15/2010	5.440840	jj	1 m	AA	541,474.19	65,950.81
131	6.3090 07/01/2029	500,000.00	04/21/2011	5.440000	a		Aa1	607,425.00	.00
223	167057255	549,740.00	109.948000	5.440840	n	UMB		ssnidc	10/27/2015
478718E70	JOHNSON CNTY KANS UT UNI SCH	735,000.00	07/01/2010	5.211140	ms	1 m	AA	747,073.97	16,583.68
131	5.6000 09/01/2029	735,000.00	05/06/2011	5.210000	a		Aa2	763,657.65	.00
223	167057253	755,888.70	102 842000	5.211140	n	UMB		ssnidc	10/27/2015
815668JN9	SEDGWICK CNTY KANS UT UNI	250,000.00	10/01/2009	5.001270	ao	1 m	NR	264,057.95	18,144.55
131	6.6000 10/01/2029	250,000.00	08/05/2011	5.000000	a		Aa3	282,202.50	.00
223	167057248	276,500.00	110 600000	5.001270	n	UMB		ssnidc	10/27/2015
3 Holdings for 2029 13.80 Yrs		1,485,000.00		5.253148				1,552,606.11	100,679.04
		1,485,000.00		5.252088				1,653,285.15	.00
		1,582,128.70		5.253148					

Sec ID	Description	Original Face	Issue Dt	Aft Tx Yld	Sch	Intn	S&P	Book Value	Unrealized P/L
Grp	Rate Maturity EstMaturity	Par/Cur Face	Pur Date	Pur Price	Yield Calc Pl	Qual Loc	Moody Fitch	Market Value	Realized P/L
Type	C-P Date/Price/Code	Principal Cost		Tax Eq Yld				Price Source	Price Date
367224CE0	GASCONADE CNTY MO UT	500,000.00	08/12/2010	5.770000	ms	1 m	AA+	500,000.00	51,575.00
131	5.7700 03/01/2030	500,000.00	100 000000	5.770000	a		NR	551,575.00	.00
223	167057232	500,000.00	100.000000	5.770000	n	UMB		ssnidc	10/27/2015
775567CA6	ROLLA MO SCH DIST #31	400,000.00	06/25/2010	5.850000	ms	1 m	AA+	400,000.00	42,632.00
131	5.8500 03/01/2030	400,000.00	06/25/2010	5.850000	a		NR	442,632.00	.00
223	167057244	400,000.00	100.000000	5.850000	n	UMB		ssnidc	10/27/2015
982671NU9	WYANDOTTE CNTY/KANS CITY KANS	730,000.00	02/26/2010	5.710440	fa	1 m	AA	729,246.82	27,668.28
131	5.7000 08/01/2030	730,000.00	02/26/2010	5.710000	a		A1	756,915.10	.00
223	167057250	729,087.50	99.875000	5.710440	n	UMB		ssnidc	10/27/2015
982671XQ7	WYANDOTTE CNTY/KANS CITY KANS	520,000.00	02/26/2010	5.710440	fa	1 m	AA	519,463.45	19,714.15
131	5.7000 08/01/2030	520,000.00	02/26/2010	5.710000	a		A1	539,177.60	.00
224	167057251	519,350.00	99 875000	5.710440	n	UMB		ssnidc	10/27/2015
794760HS0	SALINA KANS UT ARPT AUTH	500,000.00	08/15/2011	5.100240	ms	1 m	NR	494,828.73	44,736.27
131	5.0000 09/01/2030	500,000.00	08/17/2011	5.100000	a		Aa3	539,565.00	.00
223	167057246	493,940.00	98.788000	5.100240	n	UMB		ssnidc	10/27/2015
5 Holdings for 2030 14.64 Yrs		2,650,000.00		5.627611				2,643,539.00	186,325.70
		2,650,000.00		5.627358				2,829,864.70	.00
		2,642,377.50		5.627611					
485106GX0	KANSAS CITY MO REV SPL OBLG	500,000.00	03/29/2012	5.370410	ms	1 m	AA-	493,507.05	47,022.95
131	5.2500 03/01/2032	500,000.00	03/29/2012	5.370000	a		A1	540,530.00	.00
224	167057239	492,690.00	98.538000	5.370410	n	UMB		ssnidc	10/27/2015
1 Holdings for 2032 16 35 Yrs		500,000.00		5.370410					

Part 11 Item 13c



Schwab One® Account of
THE GOPPERT FOUNDATION

Account Number
6044-0507

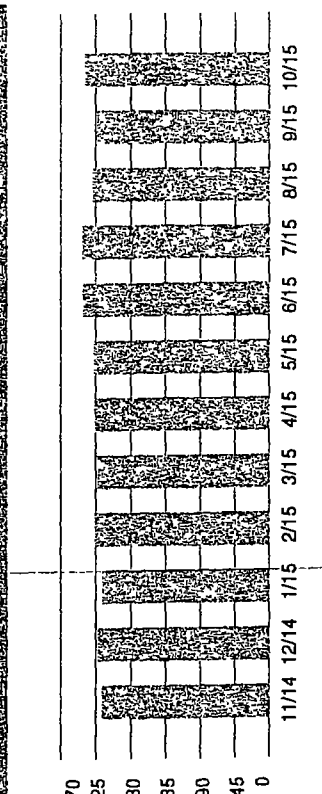
Statement Period
October 1-31, 2015

Change in Account Value Account Value (\$) Over Last 12 Months [in Hundred Thousands]

	This Period	Year to Date
Starting Value	\$ 22,257,906.50	\$ 22,226,028.85
Cash Value of Purchases & Sales	0.00	(1,771,792.16)
Investments Purchased/Sold	0.00	1,771,792.16
Deposits & Withdrawals	0.00	2,000,000.00
Dividends & Interest	6,918.32	346,080.74
Fees & Charges	(20,906.93)	(85,180.52)
Transfers	0.00	0.00
Income Reinvested	0.00	(82,005.32)
Change in Value of Investments	1,644,115.12	(516,890.74)
Ending Value on 10/31/2015	\$ 23,888,033.01	\$ 23,888,033.01
Accrued Income^d	16,462.70	
Ending Value with Accrued Income^d	\$ 23,904,495.71	

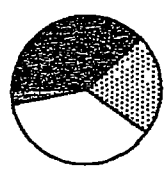
Total Change in Account Value, including Deposits and Withdrawals, Including Deposits, Withdrawals and Accrued Income: **\$ 1,630,125.51** / **\$ 682,004.56**

Account Value (\$) Over Last 12 Months [in Hundred Thousands]



Asset Composition

	Market Value	% of Account Assets
Money Market Funds [Sweep]	\$ 635,933.34	3%
Equities	5,152,904.00	22%
Equity Funds	9,150,476.31	38%
Other Assets	8,948,719.36	37%
Total Assets Long	\$ 23,888,033.01	



Total Account Value: **\$ 23,904,495.71**
Total Value with Accrued Income: **\$ 23,904,495.71**

Gain or (Loss) Summary

Realized Gain or (Loss) This Period	
Short Term	\$0.00
Long Term	\$0.00
Unrealized Gain or (Loss)	
All Investments	\$3,932,824.71

Account Notes

- Accrued Dividend is \$16,462.70



SUNRISE ADVISORS

Your Independent Investment Advisor, is not affiliated with or an agent of Schwab and Schwab does not supervise or endorse your Advisor.

Schwab has provided accurate gain and loss information wherever possible for most investments. Cost basis data may be incomplete or unavailable for some of your holdings. Please see "Endnotes for Your Account" section for an explanation of the endnote codes and symbols on this statement.

Part 13c

Item

Part 11

THE GOPPERT FOUNDATION
PLEDGES
As of 10/31/2015

<u>DISTRIBUTED IN 14-15 (date pd)</u>	<u>PLEDGES PAID 14-15</u>
Walnut Community Ser 11/17/14	\$ 3,500 00
Diocese of Kansas City St Joe 11/17/14	\$ 50,000 00
St Teresa Academy 11/17/14	\$ 25,000 00
Pleasant Hill Betterment 12/1/14	\$ 2,000 00
House of Hope 12/2/14	\$ 7,698 00
Mid America Nutrition 1/26/15	\$ 13,900 00
Avila University 2/19/15	\$ 200,000 00
Bishop Miege High School 2/19/2015	\$ 100,000 00
Hope House 3/3/15	\$ 12,000 00
Grand River YMCA 3/26/2015	\$ 12,000 00
Community Service League 5/6/15	\$ 2,500 00
Blue Springs Swim Club 5/7/15	\$ 12,000 00
Boy Scouts of America 5/19/15	\$ 19,300 00
Barstow 5/19/15	\$ 33,333 00
Thayer Agn Center 5/28/15	\$ 15,000 00
University of Kansas Endowment 6/3/2015	\$ 30,000 00
Rose Brooks Center 6/5/2015	\$ 100,000 00
Midwest Foster Care 11/15	\$ 100,000 00
Childrens Place 6/23/2015	\$ 15,000 00
Metro Lutheran Ministry 7/14/2015	\$ 25,000 00
Kansas 4H Foundation 7/21/2015	\$ 50,000 00
Prairie Mission Ret Village 7/22/2015	\$ 50,000 00
Pomona Friends of the Library 8/5/2015	\$ 2,000 00
Manan Hope Center 8/13/2015	\$ 9,800 00
KC Art Institute 10/7/2015	\$ 100,000 00
K State University Fnd 10/15/2015	\$ 50,000 00
KC Art Institute 10/15/2015	\$ 100,000 00
Rockhurst High School 10/15/2015	\$ 50,000 00
Rockhurst University 10/15/2015	\$ 50,000 00
Park University 10/15/2015	\$ 50,000 00
Ottawa University 10/15/2015	\$ 50,000 00
Notre Dame De Dion 10/15/2015	\$ 50,000 00
Northwest MO State 10/15/2015	\$ 50,000 00
University of Kansas Nursing 10/15/2015	\$ 50,000 00
Barstow 10/15/2015	\$ 83,334 00
William Jewell 10/15/2015	\$ 50,000 00
St Teresa Academy 10/15/2015	\$ 50,000 00
Washburn 10/15/2015	\$ 50,000 00
MO Western 10/15/2015	\$ 50,000 00
Diocese of Kansas City St Joe 10/19/2015	\$ 50,000 00
Baker University 10/19/2015	\$ 50,000 00
Bishop Miege High School 10/19/2015	\$ 50,000 00
UMKC Bloch School 10/19/2015	\$ 50,000 00
Lathrop Community Center 10/23/2015	\$ 50,000 00
Clinton Convalescent Center 10/23/2015	\$ 50,000 00
TOTAL	<u><u>\$2,073,365 00</u></u>

FUTURE PLEDGES

Grand River YMCA 2/16, 17	\$24,000
St Teresas 125M (15)	\$25,000
Avila University Centennial Campaign (1/2016)	\$200,000
Boy Scouts of America (5/16, 17, 18)	\$57,900
Diocese of Kansas City St Michaels Archangel 11/15,16,17	\$100,000
Trail Regional 2/16	\$100,000
	<u><u>\$506,900</u></u>

TOTAL PLEDGES

\$2,580,265

Part XV 3b.

THE GOPPERT FOUNDATION

PLEDGES

As of 10/31/2015

PLEDGE TOTAL BY YEAR	14-15	15-16	16-17	17-Later	TOTAL
Grand River YMCA 2/15,16,17	\$ 12,000	\$ 12,000	\$ 12,000		\$ 36,000
Walnut Community Service Org 2014	\$ 3,500				\$ 3,500
St Teresas 125M 11/14, 15	\$ 25,000	\$ 25,000			\$ 50,000
Diocese of Kansas City St Michaels Archangel 11/14,15,16,17	\$ 100,000		\$ 50,000	\$ 50,000	\$ 200,000
Pleasant Hill Betterment 12/1/14	\$ 2,000				\$ 2,000
House of Hope 12/2/14	\$ 7,698				\$ 7,698
Mid America Nutrition 1/26/15	\$ 13,900				\$ 13,900
Boy Scouts of America 5/29/2014	\$ 19,300	\$ 19,300	\$ 19,300	\$ 19,300	\$ 77,200
Hope House 5/28/15	\$ 12,000				\$ 12,000
Bishop Miege High School 2/19/2015	\$ 100,000				\$ 100,000
Midwest Foster Care 6/9/15	\$ 100,000				\$ 100,000
Blue Springs Swim Club 5/7/15	\$ 12,000				\$ 12,000
Community Service League 5/15	\$ 2,500				\$ 2,500
Trail Regional 2/16		\$ 100,000			\$ 100,000
Avila University Centennial Campaign (1/31/2015, 2016)	\$ 200,000	\$ 200,000			\$ 400,000
Thayer Agri Center 5/28/15	\$ 15,000				\$ 15,000
University of Kansas Endowment 6/3/2015	\$ 30,000				\$ 30,000
Rose Brooks Center 6/5/2015	\$ 100,000				\$ 100,000
Childrens Place 6/23/2015	\$ 15,000				\$ 15,000
Metro Lutheran Ministry 7/14/2015	\$ 25,000				\$ 25,000
Kansas 4H Foundation 7/21/2015	\$ 50,000				\$ 50,000
Prairie Mission Ret Village 7/22/2015	\$ 50,000				\$ 50,000
Pomona Friends of the Library 8/5/2015	\$ 2,000				\$ 2,000
Marian Hope Center 8/13/2015	\$ 9,800 00				\$ 9,800
KC Art Institute 10/7/2015	\$ 100,000 00				\$ 100,000
K State University Fnd 10/15/2015	\$ 50,000 00				\$ 50,000
KC Art Institute 10/15/2015	\$ 100,000 00				\$ 100,000
Rockhurst High School 10/15/2015	\$ 50,000 00				\$ 50,000
Rockhurst University 10/15/2015	\$ 50,000 00				\$ 50,000
Park University 10/15/2015	\$ 50,000 00				\$ 50,000
Ottawa University 10/15/2015	\$ 50,000 00				\$ 50,000
Notre Dame De Dion 10/15/2015	\$ 50,000 00				\$ 50,000
Northwest MO State 10/15/2015	\$ 50,000 00				\$ 50,000
University of Kansas Nursing 10/15/2015	\$ 50,000 00				\$ 50,000
Barstow 5/15/2015, 10/15/2015	\$ 116,667 00				\$ 116,667
William Jewell 10/15/2015	\$ 50,000 00				\$ 50,000
St Teresa Academy 10/15/2015	\$ 50,000 00				\$ 50,000
Washburn 10/15/2015	\$ 50,000 00				\$ 50,000
MO Western 10/15/2015	\$ 50,000 00				\$ 50,000
Baker University 10/19/2015	\$ 50,000 00				\$ 50,000
Bishop Miege High School 10/19/2015	\$ 50,000 00				\$ 50,000
UMKC Bloch School 10/19/2015	\$ 50,000 00				\$ 50,000
Lathrop Community Center 10/23/2015	\$ 50,000 00				\$ 50,000
Clinton Convalescent Center 10/23/2015	\$ 50,000 00				\$ 50,000
PAID AND/OR PLEDGED	\$ 2,073,365	\$ 356,300	\$ 81,300	\$ 69,300	\$ 2,580,265
REMAINDER TO COMMIT	\$ -	\$ 1,743,700	\$ 2,018,700	\$ 2,030,700	
TOTAL PROJECTED EACH YEAR	\$ 2,073,365	\$ 2,100,000	\$ 2,100,000	\$ 2,100,000	

ATWOOD OCEANICS INC: ATW	Quantity	Acquired/	Sold/	Total Proceeds	Cost Basis	Gain or (Loss)
ENSCO PLC CLASS A FCLASS A: ESV	1,500.0000	10/08/14	06/02/15	46,957.64	61,817.76	(14,860.12)
ENSCO PLC CLASS A FCLASS A: ESV	20.0000	10/08/14	06/02/15	490.53	758.47	(267.94)
ENSCO PLC CLASS A FCLASS A: ESV	100.0000	10/08/14	06/02/15	2,453.15	3,791.45	(1,338.30)
ENSCO PLC CLASS A FCLASS A: ESV	100.0000	10/08/14	06/02/15	2,453.15	3,791.45	(1,338.30)
ENSCO PLC CLASS A FCLASS A: ESV	100.0000	10/08/14	06/02/15	2,453.15	3,791.45	(1,338.30)
ENSCO PLC CLASS A FCLASS A: ESV	100.0000	10/08/14	06/02/15	2,453.15	3,792.34	(1,339.19)

GAINS (LOSSES) PART IV

Schwab has provided accurate gain and loss information wherever possible for most investments. Cost basis data may be incomplete or unavailable for some of your holdings. Please see "Endnotes for Your Account" section for an explanation of the endnote codes and symbols on this statement.

Realized Gain or (Loss) (continued)

Short Term (continued)	Quantity/Par	Acquired/	Sold/	Total Proceeds	Cost Basis	Realized Gain or (Loss)
ENSCO PLC CLASS A FCLASS A: ESV	100.0000	10/08/14	06/02/15	2,452.65	3,792.35	(1,339.70)
ENSCO PLC CLASS A FCLASS A: ESV	100.0000	10/08/14	06/02/15	2,452.65	3,792.35	(1,339.70)
ENSCO PLC CLASS A FCLASS A: ESV	100.0000	10/08/14	06/02/15	2,452.65	3,792.35	(1,339.70)
ENSCO PLC CLASS A FCLASS A: ESV	580.0000	10/08/14	06/02/15	14,225.40	21,995.60	(7,770.20)
ENSCO PLC CLASS A FCLASS A: ESV	700.0000	10/08/14	06/02/15	17,165.08	26,546.44	(9,381.36)
MERK HARD CURRENCY FUND INV SHARES: MERKX	56.7470	06/27/14	06/02/15	551.57	594.91	(43.34)
ROWAN COMPANIES CL A F: RDC	81.0000	10/08/14	06/02/15	1,800.77	1,971.82	(171.05)
ROWAN COMPANIES CL A F: RDC	100.0000	10/08/14	06/02/15	2,222.66	2,434.34	(211.68)
ROWAN COMPANIES CL A F: RDC	100.0000	10/08/14	06/02/15	2,222.56	2,434.35	(211.79)
ROWAN COMPANIES CL A F: RDC	100.0000	10/08/14	06/02/15	2,223.16	2,434.35	(211.19)
ROWAN COMPANIES CL A F: RDC	100.0000	10/08/14	06/02/15	2,223.16	2,434.35	(211.19)
ROWAN COMPANIES CL A F: RDC	100.0000	10/08/14	06/02/15	2,223.16	2,434.35	(211.19)
ROWAN COMPANIES CL A F: RDC	100.0000	10/08/14	06/02/15	2,223.16	2,434.35	(211.19)
ROWAN COMPANIES CL A F: RDC	1,319.0000	10/08/14	06/02/15	29,310.27	32,108.14	(2,797.87)
Total Short Term				11,008.67	16,942.97	(5,934.30)

Long Term	Quantity/Par	Acquired/	Sold/	Total Proceeds	Cost Basis	Realized Gain or (Loss)
MERK HARD CURRENCY FUND INV SHARES: MERKX	8,053.6500	multiple	06/02/15	78,281.49	84,430.18	(6,148.69)

PART IV



Schwab One® Account of
THE GOPPERT FOUNDATION

Account Number
6044-0507
Statement Period
November 1-30, 2014

Transaction Detail - Purchases & Sales (continued)
Equity Funds Activity (continued)

Settle Date	Trade Date	Transaction	Description	Quantity	Unit Price	Total Amount
11/19/14	11/19/14	Reinvested Shares	ARTISAN INTL VALUE FUND INV: ARTKX	558.7950	34.4800	(19,267.25)

Total Equity Funds Activity (19,267.25)

Total Purchases & Sales (19,267.25)

Transaction Detail - Dividends & Interest (including Money Market Fund dividends reinvested)

Transaction Date	Process Date	Activity	Description	Credit/(Debit)
11/03/14	11/03/14	Qualified Dividend	A T & T INC NEW: T	1,840.00
11/03/14	11/03/14	Qualified Dividend	CAMPBELL SOUP COMPANY: CPB	1,872.00
11/03/14	11/03/14	Qualified Dividend	DEERE & CO: DE	1,200.00
11/03/14	11/03/14	Qualified Dividend	GENERAL MILLS INC: GIS	1,230.00
11/03/14	11/03/14	Qualified Dividend	VERIZON COMMUNICATIONS: VZ	3,025.00
11/10/14	11/10/14	Qualified Dividend	NUCOR CORP: NUE	370.00
11/17/14	11/17/14	Qualified Dividend	PROCTER & GAMBLE: PG	1,930.80
11/19/14	11/19/14	Sttm Cap Gn Rein	ARTISAN INTL VALUE FUND: ARTKX	14,175.80 <g
11/19/14	11/19/14	LT Cap Gain Rein	ARTISAN INTL VALUE FUND: ARTKX	49,671.62 <g
11/19/14	11/19/14	Div For Reinvest	ARTISAN INTL VALUE FUND: ARTKX	19,267.25
11/20/14	11/20/14	Qualified Dividend	CATERPILLAR INC: CAT	1,400.00
11/24/14	11/24/14	Qualified Dividend	ROYAL BK CDA MONTREAL F: RY	2,327.13
11/24/14	11/24/14	Foreign Tax Paid	ROYAL BK CDA MONTREAL F: RY	(581.78) TA <
11/25/14	11/25/14	Qualified Dividend	ROWAN COMPANIES CL A F: RDC	200.00

63,847.42

Total Dividends & Interest 63,847.42

Schwab has provided accurate gain and loss information wherever possible for most investments. Cost basis data may be incomplete or unavailable for some of your holdings. Please see "Endnotes for Your Account" section for an explanation of the endnote codes and symbols on this statement.

ART IV

Other Assets (continued)

VANGUARD WHITEHALL FUNDS	22,000.0000	68.3000	1,502,600.00	7%	554,055.52	2.70%	40,656.00
HIGH DIVIDEND YIELD			948,544.48				

SYMBOL: VYM

Total Other Assets	148,600.0000	63,280,000.00	1,502,600.00	7%	554,055.52	2.70%	40,656.00
Total Cost Basis	5,092,290.67						

Estimated Annual Income ("EAI") and Estimated Yield ("EY") calculations are for informational purposes only. The actual income and yield might be lower or higher than the estimated amounts. EY is based upon EAI and the current price of the security and will fluctuate. For certain types of securities, the calculations could include a return of principal or capital gains in which case EAI and EY would be overstated. EY and EAI are not promptly updated to reflect when an issuer has missed a regular payment or announced changes to future payments, in which case EAI and EY will continue to display at a prior rate.

Total Investment Detail: 22,200,807.49

Total Account Value: 22,200,807.49
Total Cost Basis: 11,389,200.23

Realized Gain or (Loss)

Short Term	Quantity/Par	Acquired/Opened	Sold/Closed	Total Proceeds	Cost Basis	Realized Gain or (Loss)
AMG YACKTMAN FOCUSED FD SVC: YAFFX	3,105.1340	12/26/14	03/19/15	78,528.84	59,618.00	18,910.84
Total Short Term				78,528.84	59,618.00	18,910.84

Long Term	Quantity/Par	Acquired/Opened	Sold/Closed	Total Proceeds	Cost Basis	Realized Gain or (Loss)
AMG YACKTMAN FOCUSED FD SVC: YAFFX	41,151.0710	multiple	03/19/15	1,040,710.58	790,092.90	250,617.68

pic Enc



Schwab One® Account of
THE GOPPERT FOUNDATION

Account Number: 6044-0507
Statement Period: March 1-31, 2015

Realized Gain or (Loss) (continued)

Long Term (continued)	Quantity/Par	Acquired/Opened	Sold/Closed	Total Proceeds	Cost Basis	Realized Gain or (Loss)
KRAFT FOODS GROUP: KRFT	1,833.0000	multiple	03/25/15	160,014.88	64,447.65	95,567.23
Total Long Term				1,200,725.46	854,640.55	346,084.91

PART IV



Schwab One® Account of
THE GOPPERT FOUNDATION

Statement Period
Number 1-31, 2014

Transaction Detail - Dividends & Interest (including Money Market Fund dividends)

Date	Date	Activity	Description	Credit/(Debit)
12/16/14	12/16/14	Stim Cap Gn Rein	FIRST EAGLE GLOBAL FUND: SGENX	2,622.84
12/16/14	12/16/14	Div For Reinvest	FIRST EAGLE GLOBAL FUND: SGENX	4,346.85
12/16/14	12/16/14	LT Cap Gain Rein	FIRST EAGLE GLOBAL FUND: SGENX	32,431.88
12/18/14	12/18/14	Div For Reinvest	OAKMARK FUND: OAKMX	10,505.84
12/18/14	12/18/14	LT Cap Gain Rein	OAKMARK FUND: OAKMX	102,146.16
12/19/14	12/19/14	Qualified Dividend	ENSCO PLC CLASS A F: ESV	1,500.00
12/22/14	12/22/14	Div For Reinvest	AMERICAN FD FUNDAMENTAL: AFIFX	2,640.76
12/22/14	12/22/14	LT Cap Gain Rein	AMERICAN FD FUNDAMENTAL: AFIFX	15,056.35
12/23/14	12/23/14	Div For Reinvest	AMERICAN CENTURY EQUITY: TWEIX	13,956.40
12/24/14	12/24/14	Cash Dividend	VANGUARD WHITEHALL FUNDS: VYM	12,364.00
12/26/14	12/26/14	Stim Cap Gn Rein	AMG YACKTMAN FOCUSED FD: YAFFX	6,802.27
12/26/14	12/26/14	Div For Reinvest	AMG YACKTMAN FOCUSED FD: YAFFX	7,267.28
12/26/14	12/26/14	LT Cap Gain Rein	AMG YACKTMAN FOCUSED FD: YAFFX	67,471.30
12/29/14	12/29/14	Cash Dividend	ISHARES S&P GBL CONSUMER: KXI	7,175.08
12/29/14	12/29/14	Cash Dividend	ISHARES TR GLOBAL ETF: IXC	14,996.36
12/29/14	12/29/14	Qualified Dividend	WILLIAMS COMPANIES: WMB	2,280.00
12/30/14	12/30/14	Cash Dividend	SECTOR SPDR ENGY SELECT: XLE	970.84
12/30/14	12/30/14	Cash Dividend	SECTOR SPDR INDL SELECT: XLI	3,692.29
12/30/14	12/30/14	Cash Dividend	SECTOR SPDR TR CON STPLS: XLP	9,564.01
12/30/14	12/30/14	Cash Dividend	SPDR S&P OIL & GAS EQUIP: XES	713.05
12/31/14	12/31/14	Qualified Dividend	DEVON ENERGY CP NEW: DVN	600.00
Total Dividends/Interest				835,925.94

GAIN

22,145.15 +
108,631.75 +
37,034.35 +
177,822.20 +
124,856.07 +
23,066.12 +
2,622.84 +
32,431.88 +
102,146.16 +
15,056.35 +
6,802.27 +
67,471.30 +
720,086.44 T

720,086.44
835,925.94
115,539.50 T

22,145.15 +
108,631.75 +
37,034.35 +
177,822.20 +
124,856.07 +
23,066.12 +
2,622.84 +
32,431.88 +
102,146.16 +
15,056.35 +
6,802.27 +
67,471.30 +
720,086.44 T

720,086.44
835,925.94
115,539.50 T

Schwab has provided accurate gain and loss information wherever possible for most investments. Cost basis data may be incomplete. Please see "Endnotes for Your Account" section for an explanation of the endnote codes and symbols on this statement.



Schwab One® Account of
THE GOPPERT FOUNDATION

Account Number
6044-0507

Statement Period
December 1-31, 2014

Transaction Detail - Deposits & Withdrawals (continued)

Date	Activity	Description	Location	Credit/(Debit)
12/02/14	Funds Paid	WIRED FUNDS DISBURSED		(80,000.00)
12/09/14	Funds Paid	CLIENT REQUEST NETCSH		(225,000.00)
Total Deposits & Withdrawals				
				895,000.00

The total deposits activity for the statement period was \$1,000,000.00. The total withdrawals activity for the statement period was \$305,000.00.

Transaction Detail - Dividends & Interest (including Money Market Fund dividends reinvested)

Date	Activity	Description	Credit/(Debit)
12/01/14	Qualified Dividend	AFLAC INC: AFL	1,170.00
12/01/14	Qualified Dividend	CONOCOPHILLIPS: COP	3,139.00
12/01/14	Qualified Dividend	INTEL CORP: INTC	2,025.00
12/01/14	Qualified Dividend	PHILLIPS 66: PSX	1,000.00
12/02/14	Qualified Dividend	PFIZER INCORPORATED: PFE	520.00
12/09/14	Sttm Cap Gn Rein	AMERICAN CENTURY EQUITY: TWEIX	22,145.15
12/09/14	LT Cap Gain Rein	AMERICAN CENTURY EQUITY: TWEIX	108,631.75
12/09/14	Qualified Dividend	JOHNSON & JOHNSON: JNJ	2,100.00
12/09/14	Sttm Cap Gn Rein	SCHWAB DIVIDEND EQUITY: SWDSX	37,034.35
12/09/14	Div For Reinvest	SCHWAB DIVIDEND EQUITY: SWDSX	4,829.47
12/09/14	LT Cap Gain Rein	SCHWAB DIVIDEND EQUITY: SWDSX	177,822.20
12/10/14	Div For Reinvest	COLUMBIA VALUE AND: UMBIX	1,364.27
12/10/14	LT Cap Gain Rein	COLUMBIA VALUE AND: UMBIX	124,856.07
12/10/14	Sttm Cap Gn Rein	COLUMBIA VALUE AND: UMBIX	23,066.12
12/10/14	Qualified Dividend	EXXON MOBIL CORPORATION: XOM	2,208.00
12/10/14	Qualified Dividend	HONEYWELL INTERNATIONAL: HON	517.50
12/11/14	Qualified Dividend	MICROSOFT CORP: MSFT	1,550.00
12/15/14	Qualified Dividend	A G C CORP: AGCO	220.00
12/16/14	Qualified Dividend	DUKE ENERGY CORP NEW: DUJ	2,623.50

Schwab has provided accurate gain and loss information wherever possible for most investments. Cost basis data may be incomplete or unavailable for some of your holdings. Please see "Endnotes for Your Account" section for an explanation of the endnote codes and symbols on this statement.

