



See a Social Security Number? Say Something!
Report Privacy Problems to <https://public.resource.org/privacy>
Or call the IRS Identity Theft Hotline at 1-800-908-4490



ORIGINAL
For Taxing Authorities

Form **990-PF**

Return of Private Foundation

OMB No 1545-0052

2014

Department of the Treasury
Internal Revenue Service

Do not enter social security numbers on this form as it may be made public.
Information about Form 990-PF and its separate instructions is at www.irs.gov/form990.

Open to Public Inspection

For calendar year 2014 or tax year beginning **NOV 1, 2014**, and ending **OCT 31, 2015**

Name of foundation
**ARRONSON FOUNDATION
C/O JOSEPH C. KOHN, ESQUIRE**

Number and street (or P O box number if mail is not delivered to street address)
ONE SOUTH BROAD STREET

City or town, state or province, country, and ZIP or foreign postal code
PHILADELPHIA, PA 19107

A Employer identification number
23-6259604

B Telephone number
215-238-1700

C If exemption application is pending, check here

D 1. Foreign organizations, check here
2. Foreign organizations meeting the 85% test, check here and attach computation

E If private foundation status was terminated under section 507(b)(1)(A), check here

F If the foundation is in a 60-month termination under section 507(b)(1)(B), check here

G Check all that apply:
 Initial return
 Final return
 Address change
 Initial return of a former public charity
 Amended return
 Name change

H Check type of organization:
 Section 501(c)(3) exempt private foundation
 Section 4947(a)(1) nonexempt charitable trust
 Other taxable private foundation

I Fair market value of all assets at end of year (from Part II, col. (c), line 16)
\$ 4,487,140. (Part I, column (d) must be on cash basis)

J Accounting method:
 Cash
 Accrual
 Other (specify)

Part I Analysis of Revenue and Expenses (The total of amounts in columns (b), (c), and (d) may not necessarily equal the amounts in column (a))		(a) Revenue and expenses per books	(b) Net investment income	(c) Adjusted net income	(d) Disbursements for charitable purposes (cash basis only)
1 Contributions, gifts, grants, etc., received				N/A	
2 Check <input checked="" type="checkbox"/> if the foundation is not required to attach Sch B					
3 Interest on savings and temporary cash investments		140.	140.		STATEMENT 1
4 Dividends and interest from securities		105,072.	105,072.		STATEMENT 2
5a Gross rents					
b Net rental income or (loss)					
6a Net gain or (loss) from sale of assets not on line 10		146,162.			
b Gross sales price for all assets on line 6a		773,335.			
7 Capital gain net income (from Part IV, line 2)			146,162.		
8 Net short-term capital gain					
9 Income modifications					
10a Gross sales less returns and allowances					
b Less Cost of goods sold					
c Gross profit or (loss)					
11 Other income		26.	26.		STATEMENT 3
12 Total. Add lines 1 through 11		251,400.	251,400.		
13 Compensation of officers, directors, trustees, etc		0.	0.		0.
14 Other employee salaries and wages					
15 Pension plans, employee benefits					
16a Legal fees					
b Accounting fees STMT 4		5,275.	0.		5,275.
c Other professional fees STMT 5		53,787.	37,787.		16,000.
17 Interest					
18 Taxes STMT 6		16,111.	274.		0.
19 Depreciation and depletion					
20 Occupancy					
21 Travel, conferences, and meetings					
22 Printing and publications					
23 Other expenses STMT 7		359.	0.		359.
24 Total operating and administrative expenses. Add lines 13 through 23		75,532.	38,061.		21,634.
25 Contributions, gifts, grants paid		211,500.			211,500.
26 Total expenses and disbursements. Add lines 24 and 25		287,032.	38,061.		233,134.
27 Subtract line 26 from line 12:					
a Excess of revenue over expenses and disbursements		<35,632.>			
b Net investment income (if negative, enter -0-)			213,339.		
c Adjusted net income (if negative, enter -0-)				N/A	

SCANNED MAR 04 2016
Operating and Administrative Expenses

423501
11-24-14

LHA For Paperwork Reduction Act Notice, see instructions.

Form 990-PF (2014)

ARRONSON FOUNDATION
C/O JOSEPH C. KOHN, ESQUIRE

Form 990-PF (2014)

23-6259604

Page 2

Part II Balance Sheets		Attached schedules and amounts in the description column should be for end-of-year amounts only		
		Beginning of year	End of year	
		(a) Book Value	(b) Book Value	(c) Fair Market Value
Assets	1 Cash - non-interest-bearing	14,982.	15,941.	15,941.
	2 Savings and temporary cash investments	125,047.	123,837.	123,837.
	3 Accounts receivable ▶			
	Less: allowance for doubtful accounts ▶			
	4 Pledges receivable ▶			
	Less: allowance for doubtful accounts ▶			
	5 Grants receivable			
	6 Receivables due from officers, directors, trustees, and other disqualified persons			
	7 Other notes and loans receivable ▶			
	Less: allowance for doubtful accounts ▶			
	8 Inventories for sale or use			
	9 Prepaid expenses and deferred charges			
	10a Investments - U.S. and state government obligations			
	b Investments - corporate stock STMT 8	2,609,524.	2,613,834.	2,871,609.
	c Investments - corporate bonds			
	11 Investments - land, buildings, and equipment: basis ▶			
Less accumulated depreciation ▶				
12 Investments - mortgage loans				
13 Investments - other STMT 9	1,584,409.	1,544,718.	1,475,753.	
14 Land, buildings, and equipment: basis ▶				
Less accumulated depreciation ▶				
15 Other assets (describe ▶)				
16 Total assets (to be completed by all filers - see the instructions. Also, see page 1, item I)	4,333,962.	4,298,330.	4,487,140.	
Liabilities	17 Accounts payable and accrued expenses			
	18 Grants payable			
	19 Deferred revenue			
	20 Loans from officers, directors, trustees, and other disqualified persons			
	21 Mortgages and other notes payable			
	22 Other liabilities (describe ▶)			
	23 Total liabilities (add lines 17 through 22)	0.	0.	
Net Assets or Fund Balances	Foundations that follow SFAS 117, check here <input type="checkbox"/>			
	24 Unrestricted and complete lines 24 through 26 and lines 30 and 31.			
	25 Temporarily restricted			
	26 Permanently restricted			
	Foundations that do not follow SFAS 117, check here <input checked="" type="checkbox"/>			
	27 Capital stock, trust principal, or current funds	4,333,962.	4,298,330.	
	28 Paid-in or capital surplus, or land, bldg., and equipment fund	0.	0.	
	29 Retained earnings, accumulated income, endowment, or other funds	0.	0.	
30 Total net assets or fund balances	4,333,962.	4,298,330.		
31 Total liabilities and net assets/fund balances	4,333,962.	4,298,330.		

Part III Analysis of Changes in Net Assets or Fund Balances

1 Total net assets or fund balances at beginning of year - Part II, column (a), line 30 (must agree with end-of-year figure reported on prior year's return)	1	4,333,962.
2 Enter amount from Part I, line 27a	2	<35,632.>
3 Other increases not included in line 2 (itemize) ▶	3	0.
4 Add lines 1, 2, and 3	4	4,298,330.
5 Decreases not included in line 2 (itemize) ▶	5	0.
6 Total net assets or fund balances at end of year (line 4 minus line 5) - Part II, column (b), line 30	6	4,298,330.

Form 990-PF (2014)

423511
11-24-14

ARRONSON FOUNDATION
C/O JOSEPH C. KOHN, ESQUIRE

Form 990-PF (2014)

23-6259604 Page 3

Part IV Capital Gains and Losses for Tax on Investment Income

(a) List and describe the kind(s) of property sold (e.g., real estate, 2-story brick warehouse; or common stock, 200 shs. MLC Co.)		(b) How acquired P - Purchase D - Donation	(c) Date acquired (mo., day, yr.)	(d) Date sold (mo., day, yr.)
1a SEE ATTACHED		P	VARIOUS	VARIOUS
b				
c				
d				
e				
(e) Gross sales price	(f) Depreciation allowed (or allowable)	(g) Cost or other basis plus expense of sale	(h) Gain or (loss) (e) plus (f) minus (g)	
a 773,335.		627,173.	146,162.	
b				
c				
d				
e				
Complete only for assets showing gain in column (h) and owned by the foundation on 12/31/69			(l) Gains (Col. (h) gain minus col. (k), but not less than -0- or Losses (from col. (h)))	
(i) F.M.V. as of 12/31/69	(j) Adjusted basis as of 12/31/69	(k) Excess of col. (i) over col. (j), if any		
a			146,162.	
b				
c				
d				
e				
2 Capital gain net income or (net capital loss)		{ If gain, also enter in Part I, line 7 If (loss), enter -0- in Part I, line 7 }	2	146,162.
3 Net short-term capital gain or (loss) as defined in sections 1222(5) and (6): If gain, also enter in Part I, line 8, column (c). If (loss), enter -0- in Part I, line 8			3	N/A

Part V Qualification Under Section 4940(e) for Reduced Tax on Net Investment Income

(For optional use by domestic private foundations subject to the section 4940(a) tax on net investment income.)

If section 4940(d)(2) applies, leave this part blank.

Was the foundation liable for the section 4942 tax on the distributable amount of any year in the base period? Yes No

If "Yes," the foundation does not qualify under section 4940(e). Do not complete this part.

1 Enter the appropriate amount in each column for each year; see the instructions before making any entries.

(a) Base period years Calendar year (or tax year beginning in)	(b) Adjusted qualifying distributions	(c) Net value of noncharitable-use assets	(d) Distribution ratio (col. (b) divided by col. (c))
2013	193,174.	4,616,011.	.041849
2012	245,848.	4,325,169.	.056841
2011	194,151.	4,073,191.	.047666
2010	293,800.	4,352,620.	.067500
2009	131,644.	4,117,768.	.031970
2 Total of line 1, column (d)			2 .245826
3 Average distribution ratio for the 5-year base period - divide the total on line 2 by 5, or by the number of years the foundation has been in existence if less than 5 years			3 .049165
4 Enter the net value of noncharitable-use assets for 2014 from Part X, line 5			4 4,555,591.
5 Multiply line 4 by line 3			5 223,976.
6 Enter 1% of net investment income (1% of Part I, line 27b)			6 2,133.
7 Add lines 5 and 6			7 226,109.
8 Enter qualifying distributions from Part XII, line 4 If line 8 is equal to or greater than line 7, check the box in Part VI, line 1b, and complete that part using a 1% tax rate. See the Part VI instructions.			8 233,134.

ARRONSON FOUNDATION
C/O JOSEPH C. KOHN, ESQUIRE

Form 990-PF (2014)

23-6259604 Page 4

Part VI Excise Tax Based on Investment Income (Section 4940(a), 4940(b), 4940(e), or 4948 - see instructions)			
1a	Exempt operating foundations described in section 4940(d)(2), check here <input type="checkbox"/> and enter "N/A" on line 1. Date of ruling or determination letter: _____ (attach copy of letter if necessary-see instructions)		
b	Domestic foundations that meet the section 4940(e) requirements in Part V, check here <input checked="" type="checkbox"/> and enter 1% of Part I, line 27b	1	2,133.
c	All other domestic foundations enter 2% of line 27b. Exempt foreign organizations enter 4% of Part I, line 12, col. (b).		
2	Tax under section 511 (domestic section 4947(a)(1) trusts and taxable foundations only. Others enter -0-)	2	0.
3	Add lines 1 and 2	3	2,133.
4	Subtitle A (income) tax (domestic section 4947(a)(1) trusts and taxable foundations only. Others enter -0-)	4	0.
5	Tax based on investment income. Subtract line 4 from line 3. If zero or less, enter -0-	5	2,133.
6	Credits/Payments:		
a	2014 estimated tax payments and 2013 overpayment credited to 2014	6a	6,000.
b	Exempt foreign organizations - tax withheld at source	6b	
c	Tax paid with application for extension of time to file (Form 8868)	6c	
d	Backup withholding erroneously withheld	6d	
7	Total credits and payments. Add lines 6a through 6d	7	6,000.
8	Enter any penalty for underpayment of estimated tax. Check here <input type="checkbox"/> if Form 2220 is attached	8	
9	Tax due. If the total of lines 5 and 8 is more than line 7, enter amount owed	9	
10	Overpayment. If line 7 is more than the total of lines 5 and 8, enter the amount overpaid	10	3,867.
11	Enter the amount of line 10 to be: Credited to 2015 estimated tax <input type="checkbox"/> 3,867. Refunded <input checked="" type="checkbox"/>	11	0.

Part VII-A Statements Regarding Activities

	Yes	No
1a		X
1b		X
1c		X
d		
e		
2		X
3		X
4a		X
4b		
5		X
6	X	
7	X	
8a		
8b	X	
9		X
10		X

N/A

Form 990-PF (2014)

Part VII-A, Statements Regarding Activities (continued)

11	At any time during the year, did the foundation, directly or indirectly, own a controlled entity within the meaning of section 512(b)(13)? If "Yes," attach schedule (see instructions)			X
12	Did the foundation make a distribution to a donor advised fund over which the foundation or a disqualified person had advisory privileges? If "Yes," attach statement (see instructions)			X
13	Did the foundation comply with the public inspection requirements for its annual returns and exemption application? Website address ► N/A	X		
14	The books are in care of ► JOSEPH C. KOHN, ESQUIRE Telephone no. ► 215-238-1700 Located at ► ONE SOUTH BROAD STREET, SUITE 2100, PHILADELPHIA, ZIP+4 ► 19107			
15	Section 4947(a)(1) nonexempt charitable trusts filing Form 990-PF in lieu of Form 1041 - Check here and enter the amount of tax-exempt interest received or accrued during the year		15	N/A
16	At any time during calendar year 2014, did the foundation have an interest in or a signature or other authority over a bank, securities, or other financial account in a foreign country? See the instructions for exceptions and filing requirements for FinCEN Form 114, (formerly TD F 90-22.1). If "Yes," enter the name of the foreign country ►		16	Yes No X

Part VII-B, Statements Regarding Activities for Which Form 4720 May Be Required

File Form 4720 if any item is checked in the "Yes" column, unless an exception applies.

		Yes	No
1a	During the year did the foundation (either directly or indirectly):		
(1)	Engage in the sale or exchange, or leasing of property with a disqualified person? <input type="checkbox"/> Yes <input checked="" type="checkbox"/> No		
(2)	Borrow money from, lend money to, or otherwise extend credit to (or accept it from) a disqualified person? <input type="checkbox"/> Yes <input checked="" type="checkbox"/> No		
(3)	Furnish goods, services, or facilities to (or accept them from) a disqualified person? <input type="checkbox"/> Yes <input checked="" type="checkbox"/> No		
(4)	Pay compensation to, or pay or reimburse the expenses of, a disqualified person? <input type="checkbox"/> Yes <input checked="" type="checkbox"/> No		
(5)	Transfer any income or assets to a disqualified person (or make any of either available for the benefit or use of a disqualified person)? <input type="checkbox"/> Yes <input checked="" type="checkbox"/> No		
(6)	Agree to pay money or property to a government official? (Exception. Check "No" if the foundation agreed to make a grant to or to employ the official for a period after termination of government service, if terminating within 90 days.) <input type="checkbox"/> Yes <input checked="" type="checkbox"/> No		
b	If any answer is "Yes" to 1a(1)-(6), did any of the acts fail to qualify under the exceptions described in Regulations section 53.4941(d)-3 or in a current notice regarding disaster assistance (see instructions)? Organizations relying on a current notice regarding disaster assistance check here <input type="checkbox"/> N/A	1b	
c	Did the foundation engage in a prior year in any of the acts described in 1a, other than excepted acts, that were not corrected before the first day of the tax year beginning in 2014?	1c	X
2	Taxes on failure to distribute income (section 4942) (does not apply for years the foundation was a private operating foundation defined in section 4942(j)(3) or 4942(j)(5)):		
a	At the end of tax year 2014, did the foundation have any undistributed income (lines 6d and 6e, Part XIII) for tax year(s) beginning before 2014? <input type="checkbox"/> Yes <input checked="" type="checkbox"/> No If "Yes," list the years ►		
b	Are there any years listed in 2a for which the foundation is not applying the provisions of section 4942(a)(2) (relating to incorrect valuation of assets) to the year's undistributed income? (If applying section 4942(a)(2) to all years listed, answer "No" and attach statement - see instructions.) <input type="checkbox"/> N/A	2b	
c	If the provisions of section 4942(a)(2) are being applied to any of the years listed in 2a, list the years here. <input type="checkbox"/> N/A		
3a	Did the foundation hold more than a 2% direct or indirect interest in any business enterprise at any time during the year? <input type="checkbox"/> Yes <input checked="" type="checkbox"/> No		
b	If "Yes," did it have excess business holdings in 2014 as a result of (1) any purchase by the foundation or disqualified persons after May 26, 1969; (2) the lapse of the 5-year period (or longer period approved by the Commissioner under section 4943(c)(7)) to dispose of holdings acquired by gift or bequest; or (3) the lapse of the 10-, 15-, or 20-year first phase holding period? (Use Schedule C, Form 4720, to determine if the foundation had excess business holdings in 2014) <input type="checkbox"/> N/A	3b	
4a	Did the foundation invest during the year any amount in a manner that would jeopardize its charitable purposes?	4a	X
b	Did the foundation make any investment in a prior year (but after December 31, 1969) that could jeopardize its charitable purpose that had not been removed from jeopardy before the first day of the tax year beginning in 2014?	4b	X

Part VII-B Statements Regarding Activities for Which Form 4720 May Be Required (continued)

5a During the year did the foundation pay or incur any amount to:

(1) Carry on propaganda, or otherwise attempt to influence legislation (section 4945(e))? Yes No

(2) Influence the outcome of any specific public election (see section 4955); or to carry on, directly or indirectly, any voter registration drive? Yes No

(3) Provide a grant to an individual for travel, study, or other similar purposes? Yes No

(4) Provide a grant to an organization other than a charitable, etc., organization described in section 4945(d)(4)(A)? (see instructions) Yes No

(5) Provide for any purpose other than religious, charitable, scientific, literary, or educational purposes, or for the prevention of cruelty to children or animals? Yes No

b If any answer is "Yes" to 5a(1)-(5), did any of the transactions fail to qualify under the exceptions described in Regulations section 53.4945 or in a current notice regarding disaster assistance (see instructions)? Yes No
Organizations relying on a current notice regarding disaster assistance check here N/A

c If the answer is "Yes" to question 5a(4), does the foundation claim exemption from the tax because it maintained expenditure responsibility for the grant? Yes No
If "Yes," attach the statement required by Regulations section 53.4945-5(d). N/A

6a Did the foundation, during the year, receive any funds, directly or indirectly, to pay premiums on a personal benefit contract? Yes No

b Did the foundation, during the year, pay premiums, directly or indirectly, on a personal benefit contract? Yes No
If "Yes" to 6b, file Form 8870

7a At any time during the tax year, was the foundation a party to a prohibited tax shelter transaction? Yes No

b If "Yes," did the foundation receive any proceeds or have any net income attributable to the transaction? Yes No

Part VIII Information About Officers, Directors, Trustees, Foundation Managers, Highly Paid Employees, and Contractors

1 List all officers, directors, trustees, foundation managers and their compensation.

(a) Name and address	(b) Title, and average hours per week devoted to position	(c) Compensation (if not paid, enter -0-)	(d) Contributions to employee benefit plans and deferred compensation	(e) Expense account, other allowances
JOSEPH C. KOHN, ESQUIRE ONE SOUTH BROAD STREET, SUITE 2100 PHILADELPHIA, PA 19107	PRESIDENT, TREASURER	0.00	0.	0.
ELLEN KOHN ONE SOUTH BROAD STREET, SUITE 2100 PHILADELPHIA, PA 19107	VICE PRESIDENT	0.00	0.	0.
AMY GOLDBERG ONE SOUTH BROAD STREET, SUITE 2100 PHILADELPHIA, PA 19107	VICE PRESIDENT	0.00	0.	0.

2 Compensation of five highest-paid employees (other than those included on line 1). If none, enter "NONE."

(a) Name and address of each employee paid more than \$50,000	(b) Title, and average hours per week devoted to position	(c) Compensation	(d) Contributions to employee benefit plans and deferred compensation	(e) Expense account, other allowances
NONE				

Total number of other employees paid over \$50,000 0

ARRONSON FOUNDATION
C/O JOSEPH C. KOHN, ESQUIRE

Form 990-PF (2014)

23-6259604 Page 7

Part VIII Information About Officers, Directors, Trustees, Foundation Managers, Highly Paid Employees, and Contractors *(continued)*

3 Five highest-paid independent contractors for professional services. If none, enter "NONE."

(a) Name and address of each person paid more than \$50,000	(b) Type of service	(c) Compensation
NONE		

Total number of others receiving over \$50,000 for professional services ▶ 0

Part IX-A Summary of Direct Charitable Activities

List the foundation's four largest direct charitable activities during the tax year. Include relevant statistical information such as the number of organizations and other beneficiaries served, conferences convened, research papers produced, etc.	Expenses
1 N/A	
2	
3	
4	

Part IX-B Summary of Program-Related Investments

Describe the two largest program-related investments made by the foundation during the tax year on lines 1 and 2.	Amount
1 N/A	
2	
All other program-related investments. See instructions.	
3	
Total. Add lines 1 through 3 ▶ 0.	

Form 990-PF (2014)

Part X **Minimum Investment Return** (All domestic foundations must complete this part. Foreign foundations, see instructions)

1	Fair market value of assets not used (or held for use) directly in carrying out charitable, etc., purposes:		
a	Average monthly fair market value of securities	1a	4,447,258.
b	Average of monthly cash balances	1b	177,707.
c	Fair market value of all other assets	1c	
d	Total (add lines 1a, b, and c)	1d	4,624,965.
e	Reduction claimed for blockage or other factors reported on lines 1a and 1c (attach detailed explanation)	1e	0.
2	Acquisition indebtedness applicable to line 1 assets	2	0.
3	Subtract line 2 from line 1d	3	4,624,965.
4	Cash deemed held for charitable activities. Enter 1 1/2% of line 3 (for greater amount, see instructions)	4	69,374.
5	Net value of noncharitable-use assets. Subtract line 4 from line 3. Enter here and on Part V, line 4	5	4,555,591.
6	Minimum investment return. Enter 5% of line 5	6	227,780.

Part XI **Distributable Amount** (see instructions) (Section 4942(j)(3) and (j)(5) private operating foundations and certain foreign organizations check here and do not complete this part.)

1	Minimum investment return from Part X, line 6	1	227,780.
2a	Tax on investment income for 2014 from Part VI, line 5	2a	2,133.
b	Income tax for 2014. (This does not include the tax from Part VI.)	2b	
c	Add lines 2a and 2b	2c	2,133.
3	Distributable amount before adjustments. Subtract line 2c from line 1	3	225,647.
4	Recoveries of amounts treated as qualifying distributions	4	0.
5	Add lines 3 and 4	5	225,647.
6	Deduction from distributable amount (see instructions)	6	0.
7	Distributable amount as adjusted. Subtract line 6 from line 5. Enter here and on Part XIII, line 1	7	225,647.

Part XII **Qualifying Distributions** (see instructions)

1	Amounts paid (including administrative expenses) to accomplish charitable, etc., purposes:		
a	Expenses, contributions, gifts, etc. - total from Part I, column (d), line 26	1a	233,134.
b	Program-related investments - total from Part IX-B	1b	0.
2	Amounts paid to acquire assets used (or held for use) directly in carrying out charitable, etc., purposes	2	
3	Amounts set aside for specific charitable projects that satisfy the:		
a	Suitability test (prior IRS approval required)	3a	
b	Cash distribution test (attach the required schedule)	3b	
4	Qualifying distributions. Add lines 1a through 3b. Enter here and on Part V, line 8, and Part XIII, line 4	4	233,134.
5	Foundations that qualify under section 4940(e) for the reduced rate of tax on net investment income. Enter 1% of Part I, line 27b	5	2,133.
6	Adjusted qualifying distributions. Subtract line 5 from line 4	6	231,001.

Note. The amount on line 6 will be used in Part V, column (b), in subsequent years when calculating whether the foundation qualifies for the section 4940(e) reduction of tax in those years.

ARRONSON FOUNDATION
C/O JOSEPH C. KOHN, ESQUIRE

Form 990-PF (2014)

23-6259604 Page 9

Part XIII Undistributed Income (see instructions)

	(a) Corpus	(b) Years prior to 2013	(c) 2013	(d) 2014
1 Distributable amount for 2014 from Part XI, line 7				225,647.
2 Undistributed income, if any, as of the end of 2014				
a Enter amount for 2013 only			0.	
b Total for prior years:		0.		
3 Excess distributions carryover, if any, to 2014:				
a From 2009				
b From 2010	61,763.			
c From 2011				
d From 2012	32,888.			
e From 2013				
f Total of lines 3a through e	94,651.			
4 Qualifying distributions for 2014 from Part XII, line 4: ▶ \$ 233,134.				
a Applied to 2013, but not more than line 2a			0.	
b Applied to undistributed income of prior years (Election required - see instructions)		0.		
c Treated as distributions out of corpus (Election required - see instructions)	0.			
d Applied to 2014 distributable amount				225,647.
e Remaining amount distributed out of corpus	7,487.			
5 Excess distributions carryover applied to 2014 (If an amount appears in column (d), the same amount must be shown in column (a))				0.
6 Enter the net total of each column as indicated below:				
a Corpus Add lines 3f, 4c, and 4e Subtract line 5	102,138.			
b Prior years' undistributed income. Subtract line 4b from line 2b		0.		
c Enter the amount of prior years' undistributed income for which a notice of deficiency has been issued, or on which the section 4942(a) tax has been previously assessed		0.		
d Subtract line 6c from line 6b. Taxable amount - see instructions		0.		
e Undistributed income for 2013. Subtract line 4a from line 2a. Taxable amount - see instr.			0.	
f Undistributed income for 2014. Subtract lines 4d and 5 from line 1. This amount must be distributed in 2015				0.
7 Amounts treated as distributions out of corpus to satisfy requirements imposed by section 170(b)(1)(F) or 4942(g)(3) (Election may be required - see instructions)	0.			
8 Excess distributions carryover from 2009 not applied on line 5 or line 7	0.			
9 Excess distributions carryover to 2015. Subtract lines 7 and 8 from line 6a	102,138.			
10 Analysis of line 9:				
a Excess from 2010	61,763.			
b Excess from 2011				
c Excess from 2012	32,888.			
d Excess from 2013				
e Excess from 2014	7,487.			

423581
11-24-14

Form 990-PF (2014)

Part XIV Private Operating Foundations (see instructions and Part VII-A, question 9) N/A

1 a If the foundation has received a ruling or determination letter that it is a private operating foundation, and the ruling is effective for 2014, enter the date of the ruling ▶
 b Check box to indicate whether the foundation is a private operating foundation described in section 4942(j)(3) or 4942(j)(5)

	Tax year				(e) Total
	(a) 2014	(b) 2013	(c) 2012	(d) 2011	
2 a Enter the lesser of the adjusted net income from Part I or the minimum investment return from Part X for each year listed					
b 85% of line 2a					
c Qualifying distributions from Part XII, line 4 for each year listed					
d Amounts included in line 2c not used directly for active conduct of exempt activities					
e Qualifying distributions made directly for active conduct of exempt activities. Subtract line 2d from line 2c					
3 Complete 3a, b, or c for the alternative test relied upon:					
a "Assets" alternative test - enter:					
(1) Value of all assets					
(2) Value of assets qualifying under section 4942(j)(3)(B)(i)					
b "Endowment" alternative test - enter 2/3 of minimum investment return shown in Part X, line 6 for each year listed					
c "Support" alternative test - enter:					
(1) Total support other than gross investment income (interest, dividends, rents, payments on securities loans (section 512(a)(5)), or royalties)					
(2) Support from general public and 5 or more exempt organizations as provided in section 4942(j)(3)(B)(iii)					
(3) Largest amount of support from an exempt organization					
(4) Gross investment income					

Part XV Supplementary Information (Complete this part only if the foundation had \$5,000 or more in assets at any time during the year-see instructions.)

1 **Information Regarding Foundation Managers:**
 a List any managers of the foundation who have contributed more than 2% of the total contributions received by the foundation before the close of any tax year (but only if they have contributed more than \$5,000). (See section 507(d)(2).)
NONE

b List any managers of the foundation who own 10% or more of the stock of a corporation (or an equally large portion of the ownership of a partnership or other entity) of which the foundation has a 10% or greater interest.
NONE

2 **Information Regarding Contribution, Grant, Gift, Loan, Scholarship, etc., Programs:**
 Check here if the foundation only makes contributions to preselected charitable organizations and does not accept unsolicited requests for funds. If the foundation makes gifts, grants, etc. (see instructions) to individuals or organizations under other conditions, complete items 2a, b, c, and d.
 a The name, address, and telephone number or e-mail address of the person to whom applications should be addressed:

SEE STATEMENT 10

b The form in which applications should be submitted and information and materials they should include:
 c Any submission deadlines:
 d Any restrictions or limitations on awards, such as by geographical areas, charitable fields, kinds of institutions, or other factors:

ARRONSON FOUNDATION
C/O JOSEPH C. KOHN, ESQUIRE

Form 990-PF (2014)

23-6259604 Page 11

Part XV Supplementary Information (continued)

3 Grants and Contributions Paid During the Year or Approved for Future Payment

Recipient Name and address (home or business)	If recipient is an individual, show any relationship to any foundation manager or substantial contributor	Foundation status of recipient	Purpose of grant or contribution	Amount
a Paid during the year				
JEWISH FEDERATION OF GREATER PHILADELPHIA 2100 ARCH STREET PHILADELPHIA, PA 19103			GENERAL	100,000.
SUPPORT CENTER FOR CHILD ADVOCATES 1900 CHERRY STREET PHILADELPHIA, PA 19103			GENERAL	1,000.
WILMA THEATER 265 SOUTH BROAD STREET PHILADELPHIA, PA 19107			GENERAL	2,500.
NATIONAL MUSEUM OF AMERICAN JEWISH HISTORY 101 SOUTH INDEPENDENCE MALL EAST PHILADELPHIA, PA 19106			GENERAL	1,000.
ABRAMSON CENTER FOR JEWISH LIFE 1425 HORSHAM RD NORTH WALES, PA 19454			GENERAL	10,000.
Total	SEE CONTINUATION SHEET(S)			211,500.
b Approved for future payment				
NONE				
Total				0.

ARRONSON FOUNDATION
C/O JOSEPH C. KOHN, ESQUIRE

23-6259604

Part XV Supplementary Information

3 Grants and Contributions Paid During the Year (Continuation)

Recipient Name and address (home or business)	If recipient is an individual, show any relationship to any foundation manager or substantial contributor	Foundation status of recipient	Purpose of grant or contribution	Amount
CHOP FOUNDATION - THE CHILDREN'S HOSPITAL OF PHILA. 34TH & CIVIC CENTER BLVD PHILADELPHIA, PA 19104			GENERAL	10,000.
NATIONAL PARTNERSHIP FOR WOMEN & FAMILIES 1875 CONNECTICUT AVENUE, NW SUITE 650 WASHINGTON, DC 20009			GENERAL	12,500.
PLANNED PARENTHOOD 1144 LOCUST ST PHILADELPHIA, PA 19107			GENERAL	2,500.
ST. ANDREW'S EPISCOPAL SCHOOL 8804 POSTOAK RD POTOMAC, MD 20854			GENERAL	17,000.
STEP UP 510 SOUTH HEWITT ST #111 LOS ANGELES, CA 90013			GENERAL	10,000.
WASHINGTON MIDDLE SCHOOL FOR GIRLS THEARC CAMPUS 1901 MISSISSIPPI AVE, S.E. WASHINGTON, DC 20020			GENERAL	30,000.
WOMENS'S LAW PROJECT 125 SOUTH 9TH ST PHILADELPHIA, PA 19107			GENERAL	5,000.
WOMENS'S WAY 123 SOUTH BROAD ST, SUITE 1399 PHILADELPHIA, PA 19109			GENERAL	5,000.
MELMARK CHARITABLE FOUNDATION 2600 WAYLAND RD BERWYN, PA 19312			GENERAL	5,000.
Total from continuation sheets.				97,000.

FORM 990-PF INTEREST ON SAVINGS AND TEMPORARY CASH INVESTMENTS STATEMENT 1

SOURCE	(A) REVENUE PER BOOKS	(B) NET INVESTMENT INCOME	(C) ADJUSTED NET INCOME
INTEREST INCOME	140.	140.	
TOTAL TO PART I, LINE 3	140.	140.	

FORM 990-PF DIVIDENDS AND INTEREST FROM SECURITIES STATEMENT 2

SOURCE	GROSS AMOUNT	CAPITAL GAINS DIVIDENDS	(A) REVENUE PER BOOKS	(B) NET INVEST- MENT INCOME	(C) ADJUSTED NET INCOME
DIVIDEND INCOME	105,072.	0.	105,072.	105,072.	
TO PART I, LINE 4	105,072.	0.	105,072.	105,072.	

FORM 990-PF OTHER INCOME STATEMENT 3

DESCRIPTION	(A) REVENUE PER BOOKS	(B) NET INVEST- MENT INCOME	(C) ADJUSTED NET INCOME
OTHER INVESTMENT INCOME	26.	26.	
TOTAL TO FORM 990-PF, PART I, LINE 11	26.	26.	

FORM 990-PF ACCOUNTING FEES STATEMENT 4

DESCRIPTION	(A) EXPENSES PER BOOKS	(B) NET INVEST- MENT INCOME	(C) ADJUSTED NET INCOME	(D) CHARITABLE PURPOSES
ACCOUNTING FEES	5,275.	0.		5,275.
TO FORM 990-PF, PG 1, LN 16B	5,275.	0.		5,275.

FORM 990-PF	OTHER PROFESSIONAL FEES			STATEMENT 5
DESCRIPTION	(A) EXPENSES PER BOOKS	(B) NET INVEST- MENT INCOME	(C) ADJUSTED NET INCOME	(D) CHARITABLE PURPOSES
INVESTMENT FEES	37,787.	37,787.		0.
OTHER PROFESSIONAL FEES	16,000.	0.		16,000.
TO FORM 990-PF, PG 1, LN 16C	53,787.	37,787.		16,000.

FORM 990-PF	TAXES			STATEMENT 6
DESCRIPTION	(A) EXPENSES PER BOOKS	(B) NET INVEST- MENT INCOME	(C) ADJUSTED NET INCOME	(D) CHARITABLE PURPOSES
FOREIGN TAX	274.	274.		0.
FEDERAL TAXES	15,837.	0.		0.
TO FORM 990-PF, PG 1, LN 18	16,111.	274.		0.

FORM 990-PF	OTHER EXPENSES			STATEMENT 7
DESCRIPTION	(A) EXPENSES PER BOOKS	(B) NET INVEST- MENT INCOME	(C) ADJUSTED NET INCOME	(D) CHARITABLE PURPOSES
REGISTERED AGENT EXPENSES	359.	0.		359.
TO FORM 990-PF, PG 1, LN 23	359.	0.		359.

FORM 990-PF	CORPORATE STOCK		STATEMENT 8
DESCRIPTION	BOOK VALUE	FAIR MARKET VALUE	
GS 030-32613-1 EAGLE - SEE ATTACHED STATEMENT	474,861.	687,225.	
GS 030-36217-2 HARRIS - SEE ATTACHED STATEMENT	545,021.	616,997.	
GS 030-36218-0 LONDON - SEE ATTACHED STATEMENT	125,269.	134,702.	
GS 030-08249-9 CORE - SEE ATTACHED STATEMENT	1,352,091.	1,318,935.	
GS 030-39786-3 CAMBIAR - SEE ATTACHED STATEMENT	116,592.	113,750.	
TOTAL TO FORM 990-PF, PART II, LINE 10B	2,613,834.	2,871,609.	

FORM 990-PF

OTHER INVESTMENTS

STATEMENT 9

DESCRIPTION	VALUATION METHOD	BOOK VALUE	FAIR MARKET VALUE
GS 030-08249-9 CORE - SEE ATTACHED STATEMENT	COST	1,168,204.	1,077,438.
GS 030-08249-9 CORE - SEE ATTACHED STATEMENT	COST	376,514.	398,315.
TOTAL TO FORM 990-PF, PART II, LINE 13		<u>1,544,718.</u>	<u>1,475,753.</u>

FORM 990-PF

GRANT APPLICATION SUBMISSION INFORMATION
PART XV, LINES 2A THROUGH 2D

STATEMENT 10

NAME AND ADDRESS OF PERSON TO WHOM APPLICATIONS SHOULD BE SUBMITTED

JOSEPH C. KOHN ESQUIRE
ONE SOUTH BROAD STREET, SUITE 2100
PHILADELPHIA, PA 19107

TELEPHONE NUMBER

215-238-1700

FORM AND CONTENT OF APPLICATIONS


APPLICATIONS SHOULD BE MADE BY LETTER WHICH PROVIDES INFORMATION CONCERNING THE NATURE OF THE ORGANIZATION AND ITS WORK.

ANY SUBMISSION DEADLINES

NONE

RESTRICTIONS AND LIMITATIONS ON AWARDS

NONE



Statement Detail

ARRONSON FDTN CORE ACCOUNT

Holdings

Period Ended October 31, 2015

CASH, DEPOSITS & MONEY MARKET FUNDS

	Quantity	Market Price	Market Value / Accrued Income	Unit Cost	Adjusted Cost / Original Cost	Unrealized Gain (Loss)	Yield to Maturity / Current Yield	Estimated Annual Income
DEPOSITS & MONEY MARKET FUNDS								
DEPOSITS								
GOLDMAN SACHS BANK DEPOSIT (BDA) ¹⁴	329.59	1.0000	329.59	1.0000	329.59	0.00	0.2694	0.89

FIXED INCOME

	Quantity / Current Face	Market Price	Market Value / Accrued Income	Unit Cost	Adjusted Cost / Original Cost	Unrealized / Economic Gain (Loss)	Yield to Maturity in Percentage	Estimated Annual Income
INVESTMENT GRADE FIXED INCOME								
GS GOVERNMENT INCOME FUND								
GS GOVERNMENT INCOME FUND INSTITUTIONAL SHARES	26,831.531	14.8100	397,374.97	14.9455	401,010.32	(3,635.34) 142,837.00		6,600.56
GS HIGH QUALITY FLOATING RATE FUND								
GS HIGH QUALITY FLOATING RATE FUND INSTITUTIONAL SHARES	10,926.096	8.6600	94,619.99	8.7347	95,436.04	(816.04) 20,029.96		590.01
GS SHORT DURATION GOVERNMENT FUND								
GS SHORT-DURATION GOVERNMENT FUND INSTITUTIONAL SHARES	9,578.231	10.0500	96,261.22	10.2329	96,012.65	(1,751.43) 11,534.23		1,178.12
TOTAL INVESTMENT GRADE FIXED INCOME			588,256.18		594,459.01	(6,202.81)		8,368.69

OTHER FIXED INCOME

GS HIGH YIELD FUND								
GS HIGH YIELD FUND INSTITUTIONAL SHARES	65,265.770	6.4200	419,006.24	7.1913	469,347.17	(50,340.92) 144,516.31		28,912.74
GS LOCAL EMERGING MARKETS DEBT FUND								
GS LOCAL EMERGING MARKETS DEBT FUND INSTITUTIONAL SHARES	11,318.565	6.2000	70,175.10	9.2236	104,397.85	(34,222.75) (23,177.98)		5,161.27
TOTAL OTHER FIXED INCOME			489,181.34		573,745.02	(84,563.67)		34,074.00
TOTAL FIXED INCOME			1,077,437.52		1,168,204.03	(90,766.48)		42,442.69

¹⁴ This represents a bank deposit of an affiliated bank reflected here for your convenience and is not cash held in your brokerage or custody account. Please see the enclosed Bank Statement page(s) for specific information related to your bank deposit. Not a Deposit. Not FDIC Insured. May Lose Value (Excluding Goldman Sachs Bank Deposit Account, Term Deposits and Certificates of Deposit). Brokerage and securities services provided by Goldman, Sachs & Co. Bank Deposit Account, Certificates of Deposit and Term Deposits offered by Goldman Sachs Bank USA, Member FDIC. Portfolio No. XXX-XXX249-9



Statement Detail
ARRONSON FDTN CORE ACCOUNT
 Holdings (Continued)

Period Ended October 31, 2015

PUBLIC EQUITY

	Quantity	Market Price	Market Value / Accrued Income	Unit Cost	Cost Basis	Unrealized / Economic Gain (Loss)	Dividend Yield	Estimated Annual Income
US EQUITY								
GS REAL ESTATE SECURITIES FUND								
GS REAL ESTATE SECURITIES FUND INSTITUTIONAL SHARES (GREX)	8,838,241	20.2900	179,327.91	16.0797	142,116.47	37,211.44 196,228.93	1.5722	2,819.40

	Quantity	Market Price	Market Value / Accrued Income	Contributions/ Distributions To Date	Net Contribution To Date	Economic Gain (Loss)		
NON-US EQUITY								
ARTISAN INTERNATIONAL FUND								
ARTISAN INTERNATIONAL FUND INV MUTUAL FUND CLASS I SHARES (ARTIX)	13,927,183	29.1400	405,838.11			(20,319.18)		
CAUSEWAY INTERNATIONAL VALUE FUND								
CAUSEWAY INTERNATIONAL VALUE I MUTUAL FUND CLASS INST SHARES (CIVIX)	27,106,920	14.7800	400,640.28			(32,374.25)		
VIRTUS EMERGING MARKETS OPPORTUNITIES FUND								
VIRTUS EMERGING MARKETS OPPORTUNITIES FUND I (HIEMX)	10,058,442	9.4500	95,052.28			(470.24)		
WELLS FARGO ADVANTAGE EMERGING MARKETS EQUITY FUND								
WELLS FARGO ADV-EMG MK EQ MUTUAL FUND (EMGNX)	4,560,596	18.9900	86,605.72			(4,064.69)		

	Quantity	Market Price	Market Value / Accrued Income	Unit Cost	Cost Basis	Unrealized / Economic Gain (Loss)	Dividend Yield	Estimated Annual Income
GS INTERNATIONAL REAL ESTATE SECURITIES FUND								
GS INTERNATIONAL REAL ESTATE SECURITIES INSTITUTIONAL CLASS SHARES (GIRIX)	24,042,932	6.3000	151,470.47	6.8465	164,609.62	(13,139.15) (57,950.48)	5.2857	8,006.30
TOTAL NON-US EQUITY			1,139,606.86		1,209,974.37	(70,367.51)	1.9447	22,161.86
TOTAL PUBLIC EQUITY			1,318,934.77		1,352,090.84	(33,156.07)	1.8940	24,981.26



Statement Detail
ARRONSON FDTN CORE ACCOUNT
 Holdings (Continued)

Period Ended October 31, 2015

OTHER INVESTMENTS

	Quantity	Market Price	Market Value / Accrued Income	Unit Cost	Adjusted Cost / Original Cost	Unrealized Gain (Loss)	Yield to Maturity / Current Yield	Estimated Annual Income
ASSET ALLOCATION INVESTMENTS								
GS TACTICAL TILT IMPLEMENTATION FUND								
GS TACTICAL TILT IMPLEMENTATION FUND INST (TITFX)	38,299 481	10.4000	398,314.60	9.8308	376,514.36	21,800.24		
			Market Value		Adjusted Cost / % Original Cost	Unrealized Gain (Loss)		Estimated Annual Income
TOTAL PORTFOLIO			2,795,016.48		2,897,138.82	(102,122.31)		67,424.84

Generally, the values noted above are based on information provided by the fund administrator. For purchases made on the secondary market, the information shown in Total Contributions/Distributions reflects your purchase price and your contributions only. This information does not reflect contributions/distributions made or received by the seller from whom you purchased the position.

⁶ Original Cost is price paid by purchaser adjusted for annual original issue discount inclusions and/or return of capital adjustments, if applicable. Adjusted Cost reflects adjustments to Original Cost for market discount accretion and/or premium amortization. Adjusted cost for GMS Portfolios and Alternative Investments are determined by inception to date contributions minus inception to date distributions.




Statement Detail
ARRONSON FDTN EAGLE: DYNAMIC EQ
Holdings

Period Ended October 31, 2015

PUBLIC EQUITY

	Quantity	Market Price	Market Value / Accrued Income	Unit Cost	Adjusted Cost / Original Cost	Unrealized Gain (Loss)	Yield to Maturity / Current Yield	Estimated Annual Income
US EQUITY								
EAGLE DYNAMIC EQUITY								
GOLDMAN SACHS BANK DEPOSIT (BDA) (*BDANOW)* ¹⁶	48,110.04	1.0000	48,110.04	1.0000	48,110.04		0.1696	81.59
ALPHABET INC. CMN CLASS A (GOOGL)								
ALPHABET INC. CMN CLASS A (GOOGL)	20.00	737.3900	14,747.80	285.2655	5,705.31	9,042.49		
ALPHABET INC. CMN CLASS C (GOOG)	50.00	710.8100	35,540.50	435.3670	21,768.35	13,772.15		
ALTEGRA CORP CMN (ALTR)	375.00	52.5500	19,706.25	31.4948	11,810.55	7,895.70	1.3701	270.00
AMAZON.COM INC CMN (AMZN)	50.00	625.9000	31,295.00	299.7380	14,986.90	16,308.10		
ANADARKO PETROLEUM CORP CMN (APC)	100.00	66.8800	6,688.00	78.4860	7,848.60	(1,160.60)	1.6148	108.00
BANK OF AMERICA CORP CMN (BAC)	875.00	16.7800	14,682.50	17.1662	15,020.39	(337.89)	1.1919	175.00
BERKSHIRE HATHAWAY INC CLASS B (BRKB)	315.00	136.0200	42,846.30	84.8766	26,736.14	16,110.16		
CITIGROUP INC. CMN (C)	750.00	53.1700	39,877.50	47.2559	35,441.91	4,435.59		
			37.50					
CONSTELLATION BRANDS INC CMN CLASS A (STZ)	45.00	134.8000	6,066.00	43.6556	1,964.50	4,101.50	0.9199	55.80
DISCOVERY COMMUNICATIONS, INC. CMN SERIES A (DISCA)	225.00	29.4400	6,624.00	33.5842	7,556.45	(932.45)		
DISH NETWORK CORPORATION CMN CLASS A (DISH)	225.00	62.9700	14,168.25	49.0655	11,039.74	3,128.51		
ECOLAB INC CMN (ECL)	275.00	120.3500	33,096.25	67.0590	18,441.23	14,655.02	1.0968	363.00
JPMORGAN CHASE & CO CMN (JPM)	125.00	64.2500	8,031.25	60.7272	7,590.90	440.35	2.7393	220.00
			55.00					
MICROSOFT CORPORATION CMN (MSFT)	825.00	52.6400	43,428.00	29.4789	24,320.10	19,107.90	2.7356	1,188.00
MONDELEZ INTERNATIONAL, INC CMN (MDLZ)	625.00	46.1600	28,850.00	25.4683	15,917.66	12,932.34	1.1265	325.00
MORGAN STANLEY CMN (MS)	825.00	32.9700	27,200.25	14.5754	12,024.71	15,175.54	1.8198	495.00
			123.75					
NOBLE ENERGY INC CMN (NBL)	425.00	35.8400	15,232.00	42.4752	18,051.98	(2,819.98)	2.0089	306.00
			76.50					
ORACLE CORPORATION CMN (ORCL)	1,175.00	38.8400	45,637.00	32.2513	37,895.27	7,741.73	1.5448	705.00
PEPSICO INC CMN (PEP)	250.00	102.1900	25,547.50	70.2800	17,570.00	7,977.50	2.7498	702.50
PRAXAIR, INC CMN SERIES (PX)	170.00	111.0900	18,885.30	106.9913	18,188.52	696.78	2.5745	486.20
THERMO FISHER SCIENTIFIC INC CMN (TMO)	125.00	130.7800	16,347.50	51.8408	6,480.10	9,867.40	0.4588	75.00

¹⁶This represents a bank deposit of an affiliated bank reflected here for your convenience and is not cash held in your brokerage or custody account. Please see the enclosed Bank Statement page(s) for specific information related to your bank deposit. Not a Deposit. Not FDIC Insured. May Lose Value (Excluding Goldman Sachs Bank Deposit Account, Term Deposits and Certificates of Deposit). Brokerage and securities services provided by Goldman, Sachs & Co Bank Deposit Account, Certificates of Deposit and Term Deposits offered by Goldman Sachs Bank USA, Member FDIC.



Statement Detail
ARRONSON FDTN EAGLE: DYNAMIC EQ
Holdings (Continued)

Period Ended October 31, 2015

PUBLIC EQUITY (Continued)

	Quantity	Market Price	Market Value / Accrued Income	Unit Cost	Cost Basis	Unrealized Gain (Loss)	Dividend Yield	Estimated Annual Income
US EQUITY								
EAGLE DYNAMIC EQUITY								
TWENTY-FIRST CENTURY FOX, INC. CMN CLASS B (FOX)	1,150.00	30.8800	35,512.00	31.7193	36,477.24	(965.24)		
UNITEDHEALTH GROUP INCORPORATE CMN (UNH)	225.00	117.7800	26,500.50	56.1500	12,633.75	13,866.75	1.6981	450.00
W R. BERKLEY CORPORATION CMN (WRB)	225.00	55.8300	12,561.75	38.6178	8,689.01	3,872.74	0.8598	108.00
ALIBABA GROUP HOLDING LIMITED SPONSORED ADR CMN (BABA)	240.00	83.8300	20,119.20	80.4992	19,319.80	799.40		
AON PLC CMN (AON)	400.00	93.3100	37,324.00	47.1903	18,876.12	18,447.88		
			120.00					
GRUPO TELEVISIA, S A GDS REP 5 CPO'S REP 1 L SHARE, 1 A SHARE AND 1 D SHARE (TV)	250.00	29.1400	7,285.00	30.4171	7,604.28	(319.28)	0.3538	25.77
LIBERTY GLOBAL PLC-LILAC GROUP CMN SERIES C (LILAC)	50.00	38.6600	1,933.00	22.6076	1,130.38	802.62		
LIBERTY GLOBAL, PLC CMN CLASS C (LBTYK)	1,000.00	42.6400	42,640.00	22.3702	22,370.18	20,269.82		
VALEANT PHARMACEUTICALS INTL CMN (VRX)	90.00	93.7700	8,439.30	126.6789	11,401.10	(2,961.80)		
TOTAL EAGLE DYNAMIC EQUITY			734,921.94	522,971.21	211,950.73		1.5203	6,139.86
			412.75					
TOTAL PORTFOLIO			735,334.69	522,971.21	211,950.73			6,139.86

⁶ Original Cost is price paid by purchaser adjusted for annual original issue discount inclusions and/or return of capital adjustments, if applicable. Adjusted Cost reflects adjustments to Original Cost for market discount accretion and/or premium amortization. Adjusted cost for GMS Portfolios and Alternative Investments are determined by inception to date contributions minus inception to date distributions.



Statement Detail

ARRONSON FDTN HARRIS ASSOC DYNAMIC EQ Holdings

Period Ended October 31, 2015


PUBLIC EQUITY

US EQUITY

	Quantity	Market Price	Market Value / Accrued Income	Unit Cost	Adjusted Cost / Original Cost	Unrealized Gain (Loss)	Yield to Maturity / Current Yield	Estimated Annual Income
HARRIS ASSOCIATES DYNAMIC EQUITY								
GOLDMAN SACHS BANK DEPOSIT (BDA) (*BDANOW)* ¹⁴	60,668.42	1.0000	60,668.42	1.0000	60,668.42		0.1678	101.78
AMAZON.COM INC CMN (AMZN)	26.00	625.9000	16,273.40	316.4431	8,227.52	8,045.88		
AMERICAN INTL GROUP, INC CMN (AIG)	725.00	63.0600	45,718.50	36.7740	26,661.12	19,057.38	1.7761	812.00
ANADARKO PETROLEUM CORP CMN (APC)	445.00	66.8800	29,761.60	74.2217	33,028.67	(3,267.07)	1.6148	480.60
APPLE, INC CMN (AAPL)	170.00	119.5000	20,315.00	74.4106	12,649.81	7,665.19	1.7406	353.60
APPLIED MATERIALS INC CMN (AMAT)	1,875.00	16.7700	31,443.75	13.4657	25,248.15	6,195.60	2.3852	750.00
BLACKROCK, INC CMN (BLK)	105.00	351.9700	36,956.85	267.9229	28,131.90	8,824.95	2.4775	915.60
CARMAX, INC CMN (KMX)	275.00	59.0100	16,227.75	44.6091	12,267.50	3,960.25		
CATERPILLAR INC (DELAWARE) CMN (CAT)	460.00	72.9900	33,575.40	82.8755	38,122.75	(4,547.35)	4.2198	1,416.80
			354.20					
CBRE GROUP INC CMN (CBG)	675.00	37.2800	25,164.00	27.8241	18,781.25	6,382.75		
CUMMINS INC COMMON STOCK (CMI)	285.00	103.5100	29,500.35	129.7251	36,971.64	(7,471.29)	3.7678	1,111.50
GENERAL MOTORS COMPANY CMN (GM)	1,250.00	34.9100	43,637.50	31.1349	38,918.60	4,718.90	4.1249	1,800.00
GLENCORE XSTRATA PLC ADR CMN (GLNCY)	4,000.00	3.4500	13,800.00	10.4871	41,948.33	(28,148.33)	9.2754	1,280.00
INTEL CORPORATION CMN (INTC)	1,000.00	33.8600	33,860.00	25.1262	25,126.24	8,733.76	2.8352	960.00
JPMORGAN CHASE & CO CMN (JPM)	650.00	64.2500	41,762.50	36.5996	23,789.73	17,972.77	2.7393	1,144.00
			286.00					
MICROSOFT CORPORATION CMN (MSFT)	775.00	52.6400	40,796.00	43.5892	33,781.65	7,014.35	2.7356	1,116.00
NOW INC CMN (NOW)	1,025.00	16.5100	16,922.75	20.4625	20,974.04	(4,051.29)		
TIFFANY & CO CMN (TIF)	245.00	82.4400	20,197.80	67.4732	16,530.93	3,666.87	1.9408	392.00
TRIBUNE MEDIA CO - A CMN CLASS A (TRCO)	725.00	40.3300	29,239.25	59.5943	43,205.86	(13,966.61)		
VISA INC CMN CLASS A (V)	195.00	77.5800	15,128.10	30.2275	5,894.36	9,233.74	0.7218	109.20

¹⁴This represents a bank deposit of an affiliated bank reflected here for your convenience and is not cash held in your brokerage or custody account. Please see the enclosed Bank Statement page(s) for specific information related to your bank deposit. Not a Deposit. Not FDIC Insured. May Lose Value (Excluding Goldman Sachs Bank Deposit Account, Term Deposits and Certificates of Deposit).

Brokerage and securities services provided by Goldman, Sachs & Co. Bank Deposit Account, Certificates of Deposit and Term Deposits offered by Goldman Sachs Bank USA, Member FDIC.



Statement Detail
ARRONSON FDTN HARRIS ASSOC DYNAMIC EQ
 Holdings (Continued)

Period Ended October 31, 2015

PUBLIC EQUITY (Continued)

	Quantity	Market Price	Market Value / Accrued Income	Unit Cost	Cost Basis	Unrealized Gain (Loss)	Dividend Yield	Estimated Annual Income
US EQUITY								
HARRIS ASSOCIATES DYNAMIC EQUITY								
WELLS FARGO & CO (NEW) CMN (WFC)	800.00	54.1400	43,312.00	32.9429	26,354.32	16,957.68	2.7706	1,200.00
AON PLC CMN (AON)	350.00	93.3100	32,658.50	81.1608	28,406.27	4,252.23		
			105.00					
TOTAL HARRIS ASSOCIATES DYNAMIC EQUITY			676,919.42		605,689.06	71,230.36	2.5800	13,943.08
			745.20					
TOTAL PORTFOLIO								
			Market Value	Adjusted Cost / ⁶ Original Cost	Unrealized Gain (Loss)	Estimated Annual Income		
			677,664.62	605,689.06	71,230.36	13,943.08		

⁶ Original Cost is price paid by purchaser adjusted for annual original issue discount inclusions and/or return of capital adjustments, if applicable. Adjusted Cost reflects adjustments to Original Cost for market discount accretion and/or premium amortization. Adjusted cost for GMS Portfolios and Alternative Investments are determined by inception to date contributions minus inception to date distributions.



Statement Detail
ARRONSON FDTN LONDON COMPANY: SCC
 Holdings (Continued)

Period Ended October 31, 2015

PUBLIC EQUITY (Continued)

US EQUITY

THE LONDON COMPANY SMALL CAP CORE

	Quantity	Market Price	Market Value / Accrued Income	Unit Cost	Cost Basis	Unrealized Gain (Loss)	Dividend Yield	Estimated Annual Income
STURM, RUGER & COMPANY INC CMN (RGR)	63.00	56 9400	3,587.22	61,4737	3,872.84	(285.62)	1.7387	62.37
SUPERIOR ENERGY SERVICES INC CMN (SPN)	223.00	14 1600	3,157.68 17.84	21,4823	4,790.56	(1,632.88)	2.2599	71.36
TEJON RANCH CO CMN (TRC)	73.00	22 5300	1,644.69	28 6297	2,089.97	(445.28)		
TEMPUR SEALY INTERNATIONAL INC CMN (TPX)	96.00	77 8400	7,472.64	44 6643	4,287.77	3,184.87		
TENET HEALTHCARE CORP CMN (THC)	125.00	31 3700	3,921.25	19 8824	2,485.30	1,435.95		
TREDEGAR CORPORATION CMN (TG)	45.00	14 2600	641.70	14 8982	670.42	(28.72)	3.0856	19.80
USG CORP (NEW) CMN (USG)	188.00	23 5700	4,431.16	27 6417	5,196.64	(765.48)		
VISTA OUTDOOR INC CMN (VSTO)	114.00	44 7200	5,098.08	21 9764	2,505.31	2,592.77		
WADDELL & REED FIN , INC CLASS A COMMON (WDR)	117.00	36 9400	4,321.98 50.31	48 3329	5,654.95	(1,332.97)	4.9811	215.28
WHITE MTNS INS GROUP LTD CMN (WTM)	6.00	790 0000	4,740.00	528 9700	3,173.82	1,566.18	0.1266	6.00
WORLD FUEL SERVICES CORP CMN (INT)	45.00	44 4600	2,000.70	37 9896	1,709.53	291.17	0.5398	10.80
CORRECTIONS CORP OF AMERICA CMN (CXW)	155.00	28 5000	4,417.50	32 0000	4,960.00	(542.50)	7.5789	334.80
FIRST INDUSTRIAL REALTY TRUST CMN (FRI)	252.00	21.6800	5,463.36	15,2115	3,833.30	1,630.06	2,3524	128.52
WTS/TEJON RANCH CO 40 0000 EXP08/31/2016 (TRCWS)	12.00	0.1113	1.34			1.34		
TOTAL THE LONDON COMPANY SMALL CAP CORE			137,097.99 88.56		127,754.23	9,343.76	2.1531	2,227.26
TOTAL PORTFOLIO			137,186.55		127,754.23	9,343.76		2,227.26

⁶ Original Cost is price paid by purchaser adjusted for annual original issue discount inclusions and/or return of capital adjustments, if applicable. Adjusted Cost reflects adjustments to Original Cost for market discount accretion and/or premium amortization. Adjusted cost for GMS Portfolios and Alternative Investments are determined by inception to date contributions minus inception to date distributions.



Statement Detail
ARRONSON FDTN CAMBIAR: SCC
Holdings


Period Ended October 31, 2015

PUBLIC EQUITY

	Quantity	Market Price	Market Value / Accrued Income	Unit Cost	Adjusted Cost / Original Cost	Unrealized Gain (Loss)	Yield to Maturity / Current Yield	Estimated Annual Income
US EQUITY								
CAMBIAR SMALL CAP CORE								
U.S DOLLAR	4,971.46	1 0000	4,971.46		4,971.46			
GOLDMAN SACHS BANK DEPOSIT (BDA)(*BDANOW)14	12,244.07	1 0000	12,244.07	1.0000	12,244.07		0.1662	20.35
AIRCASLE LIMITED CMN (AYR)								
	133.00	22.6600	3,013.78	18.0886	2,405.79	607.99	3.8835	117.04
AMAG PHARMACEUTICALS, INC. CMN (AMAG)								
	67.00	40.0000	2,680.00	49.5339	3,318.77	(638.77)		
ATLAS AIR WORLDWIDE HOLDINGS CMN (AAWW)								
	43.00	41.2400	1,773.32	36.3588	1,563.43	209.89		
BANKUNITED INC CMN (BKU)								
	73.00	37.1800	2,714.14	30.2073	2,205.13	509.01	2.2593	61.32
BBCN BANCORP INC CMN (BBCN)								
	129.00	16.7900	2,165.91	15.8325	2,042.39	123.52		
			14.19					
BEACON ROOFING SUPPLY, INC. CMN (BECN)								
	77.00	35.3900	2,725.03	33.9129	2,611.29	113.74		
BRINK'S COMPANY (THE) CMN (BCO)								
	62.00	30.9800	1,920.76	31.0955	1,927.92	(7.16)	1.2912	24.80
BUCKLE INC COM CMN (BKE)								
	62.00	35.4400	2,197.28	46.5055	2,883.34	(686.06)	2.5959	57.04
CABLE ONE INC. CMN (CABO)								
	6.00	433.4400	2,600.64	419.6333	2,517.80	82.84	2.4485	65.12
CABOT CORP. CMN (CBT)								
	74.00	35.9400	2,659.56	41.1439	3,044.65	(385.09)		
CARDTRONICS, INC CMN (CATM)								
	81.00	34.5000	2,794.50	34.9675	2,832.37	(37.87)		
COGENT COMMUNICATIONS HLDGS CMN (CCOI)								
	41.00	30.7200	1,259.52	27.1961	1,115.04	144.48	4.4271	55.76
DIEBOLD INCORPORATED CMN (DBD)								
	82.00	36.8700	3,023.34	30.9207	2,535.50	487.84	3.1191	94.30
DSW INC. CMN CLASS A (DSW)								
	106.00	24.9400	2,643.64	28.6519	3,037.10	(393.46)	3.2077	84.80
ENERGIZER HOLDINGS, INC. CMN (ENR)								
	66.00	42.8300	2,826.78	35.2992	2,329.75	497.03	2.3348	66.00
ENERSYS CMN (ENS)								
	44.00	60.9900	2,683.56	61.9325	2,725.03	(41.47)	1.1477	30.80
EXPRESS, INC. CMN (EXPR)								
	93.00	19.3000	1,794.90	17.5996	1,636.76	158.14		
FINISH LINE INC CL-A CMN CLASS A (FINL)								
	78.00	18.6300	1,453.14	27.5200	2,146.56	(693.42)	1.9324	28.08
FIRSTMERIT CORP CMN (FMER)								
	141.00	18.7900	2,649.39	17.4362	2,458.50	190.89	3.6189	95.88

14 This represents a bank deposit of an affiliated bank reflected here for your convenience and is not cash held in your brokerage or custody account. Please see the enclosed Bank Statement page(s) for specific information related to your bank deposit. Not a Deposit. Not FDIC insured. May Lose Value (Excluding Goldman Sachs Bank Deposit Account, Term Deposits and Certificates of Deposit)

Brokerage and securities services provided by Goldman, Sachs & Co. Bank Deposit Account, Certificates of Deposit and Term Deposits offered by Goldman Sachs Bank USA, Member FDIC



Statement Detail

ARRONSON FDTN CAMBIAR: SCC
Holdings (Continued)

Period Ended October 31, 2015

PUBLIC EQUITY (Continued)

	Quantity	Market Price	Market Value / Accrued Income	Unit Cost	Cost Basis	Unrealized Gain (Loss)	Dividend Yield	Estimated Annual Income
US EQUITY								
CAMBIAR SMALL CAP CORE								
GENERAC HOLDINGS INC. CMN (GNRC)	69.00	31.5600	2,177.64	42.3000	2,918.70	(741.06)		
GENESCO INC. CMN (GCO)	42.00	62.6500	2,631.30	70.5643	2,963.70	(332.40)		
GROUP 1 AUTOMOTIVE, INC. CMN (GPI)	22.00	86.9500	1,912.90	66.1227	1,454.70	458.20	0.9661	18.48
HAEMONETICS CORP CMN (HAE)	63.00	33.7800	2,128.14	39.6400	2,497.32	(369.18)		
KAISER ALUMINUM CORPORATION CMN (KALU)	0.00	81.2900	0.00				1.9683	
			12.00					
LA QUINTA HOLDINGS INC. CMN (LQ)	173.00	15.1500	2,620.95	16.5428	2,861.91	(240.96)		
LANNETT COMPANY, INC. CMN (LCI)	59.00	44.7700	2,641.43	55.6146	3,281.26	(639.83)		
LATTICE SEMICONDUCTOR CORP CMN (LSCC)	438.00	4.5800	2,006.04	5.9400	2,601.72	(595.68)		
MAGELLAN HEALTH, INC. CMN (MGLN)	44.00	53.4000	2,349.60	60.9666	2,682.53	(332.93)		
MEDICINES CO (THE) CMN (MDCO)	78.00	34.2400	2,670.72	29.1729	2,275.49	395.23		
MENTOR GRAPHICS CORP CMN (MENT)	106.00	27.2000	2,883.20	22.1315	2,345.94	537.26	0.8088	23.32
MICROSEMI CORP CL A CMN (MSSC)	73.00	36.0100	2,628.73	23.2100	1,694.33	934.40		
PORTLAND GENERAL ELECTRIC CO CMN (POR)	77.00	37.0800	2,855.16	36.0429	2,775.30	79.86	3.2362	92.40
PROASSURANCE CORP CMN (PRA)	55.00	52.9600	2,912.80	46.2711	2,544.91	367.89	2.3414	68.20
QUALITY SYSTEMS INC CMN (OSII)	124.00	14.0500	1,742.20	21.9140	2,717.33	(975.13)	4.9822	86.80
RAMBUS INC CMN (RMBS)	191.00	10.3200	1,971.12	12.3491	2,358.68	(387.56)		
REGAL BELOIT CORP CMN (RBC)	36.00	63.7900	2,296.44	73.8817	2,659.74	(363.30)	1.4422	33.12
SINCLAIR BROADCAST GROUP INC CMN CLASS A (SBGI)	89.00	30.0100	2,670.89	31.0856	2,766.62	(95.73)	2.1993	58.74
SONIC AUTOMOTIVE INC CLASS A CMN CLASS A (SAH)	92.00	24.9400	2,294.48	24.0595	2,213.47	81.01	0.6014	13.80
SOTHEBY'S CMN CLASS A (BID)	65.00	34.6500	2,252.25	39.5854	2,573.05	(320.80)	1.1544	26.00
STARWOOD WAYPOINT RESIDENTIAL CMN (SWAY)	103.00	24.6000	2,533.80	25.4054	2,616.76	(82.96)	3.0894	78.28
SYNAPTICS, INC. CMN (SYNA)	30.00	85.0900	2,552.70	81.9030	2,457.09	95.61		
TCF FINANCIAL CORP MINN (TCB)	168.00	15.3900	2,585.52	15.5213	2,607.58	(22.06)	1.9493	50.40
TELEPHONE AND DATA SYS INC CMN (TDS)	96.00	28.6400	2,749.44	23.3091	2,237.67	511.77	1.9693	54.14
THIRD POINT REINSURANCE LTD CMN (TPRE)	137.00	13.6700	1,872.79	15.1165	2,070.96	(198.17)		
TIVO INC CMN (TIVO)	210.00	9.0800	1,906.80	12.8107	2,690.25	(783.45)		
TRIUMPH GROUP INC CMN (TGI)	49.00	46.5800	2,282.42	57.1827	2,801.95	(519.53)	0.3435	7.84
UMPQUA HLDGS CORP CMN (UMPO)	150.00	16.7000	2,505.00	17.2200	2,583.00	(78.00)	3.8323	96.00
AVG TECHNOLOGIES N V CMN (AVG)	89.00	23.7000	2,109.30	17.3800	1,546.82	562.48		



Statement Detail

ARRONSON FDTN CAMBIAR: SCC
Holdings (Continued)

Period Ended October 31, 2015

PUBLIC EQUITY (Continued)

	Quantity	Market Price	Market Value / Accrued Income	Unit Cost	Cost Basis	Unrealized Gain (Loss)	Dividend Yield	Estimated Annual Income
US EQUITY								
CAMBIAR SMALL CAP CORE								
EVERTEC INC CMN (EVTC)	116.00	18,2400	2,115.84	23,8509	2,766.71	(650.87)	2.1930	46.40
TOTAL CAMBIAR SMALL CAP CORE			131,654.32		135,118.14	(3,463.82)	1.9969	1,555.21
			26.19					
			Market Value	Adjusted Cost / *	Original Cost	Unrealized		Estimated
TOTAL PORTFOLIO			131,680.51	135,118.14	(3,463.82)			1,555.21

* Original Cost is price paid by purchaser adjusted for annual original issue discount inclusions and/or return of capital adjustments, if applicable. Adjusted Cost reflects adjustments to Original Cost for market discount accretion and/or premium amortization. Adjusted cost for GMS Portfolios and Alternative Investments are determined by inception to date contributions minus inception to date distributions.

Arronson Foundation Realized Gains/Losses (10/31/2015)

Symbol	Description	Trade Date	Date Sold / Covered	Qty	Proceeds		Gain/Loss (Base)	Gain Type	Acct Name
					(Base)	Cost (Base)			
ODP	OFFICE DEPOT INC CMN	25-Feb-14	4-Nov-14	147	899.33	702.66	196.67	Short-Term	Arronson Fdtn Cambiar. SCC
MGLN	MAGELLAN HEALTH, INC CMN	15-Nov-13	5-Nov-14	6	357.63	368.98	(11.35)	Short-Term	Arronson Fdtn Cambiar. SCC
ORCL	ORACLE CORPORATION CMN	16-Jul-13	6-Nov-14	500	19,676.26	16,034.90	3,641.36	Long-Term	Arronson Fdtn Harris Assoc Dynamic Eq
ORCL	ORACLE CORPORATION CMN	7-Aug-13	6-Nov-14	200	7,870.51	6,556.96	1,313.55	Long-Term	Arronson Fdtn Harris Assoc Dynamic Eq
BRKB	BERKSHIRE HATHAWAY INC. CLASS B	11-Jul-12	10-Nov-14	75	10,851.23	6,313.37	4,537.86	Long-Term	Arronson Fdtn Eagle Dynamic Eq
AAWW	ATLAS AIR WORLDWIDE HOLDINGS CMN	27-Jan-14	11-Nov-14	10	414.84	370.04	44.80	Short-Term	Arronson Fdtn Cambiar. SCC
CAB	CABELA'S INCORPORATED CMN CLASS A	11-Jul-12	12-Nov-14	3	158.56	115.20	43.36	Long-Term	Arronson Fdtn London Company SCC
ODFL	OLD DOMINION FIGHT LINES INC CMN	11-Jul-12	12-Nov-14	4	306.28	111.79	194.49	Long-Term	Arronson Fdtn London Company SCC
WMT	WAL MART STORES INC CMN	11-Jul-12	12-Nov-14	150	11,894.19	10,859.85	1,034.34	Long-Term	Arronson Fdtn Eagle Dynamic Eq
COLM	COLUMBIA SPORTSWEAR COMPANY COMMON STOCK	11-Jul-12	13-Nov-14	26	1,065.57	680.61	384.96	Long-Term	Arronson Fdtn London Company SCC
ODP	OFFICE DEPOT INC CMN	25-Feb-14	13-Nov-14	37	251.07	176.86	74.21	Short-Term	Arronson Fdtn Cambiar. SCC
JDS	UNIPHASE CORPORATION CMN	15-Nov-13	13-Nov-14	30	384.88	372.30	12.58	Short-Term	Arronson Fdtn Cambiar. SCC
COLM	COLUMBIA SPORTSWEAR COMPANY COMMON STOCK	11-Jul-12	14-Nov-14	29	1,192.43	759.14	433.29	Long-Term	Arronson Fdtn London Company SCC
COLM	COLUMBIA SPORTSWEAR COMPANY COMMON STOCK	11-Jul-12	17-Nov-14	29	1,200.59	759.14	441.45	Long-Term	Arronson Fdtn London Company SCC
CST	CST BRANDS, INC CMN	29-Jan-14	18-Nov-14	13	554.40	416.04	138.36	Short-Term	Arronson Fdtn Cambiar. SCC
HMHC	HOUGHTON MIFFLIN HARCOURT CO CMN	30-Jan-14	24-Nov-14	1	19.62	19.25	0.37	Short-Term	Arronson Fdtn Cambiar. SCC
HMHC	HOUGHTON MIFFLIN HARCOURT CO CMN	28-Jan-14	24-Nov-14	55	1,079.23	1,052.97	26.26	Short-Term	Arronson Fdtn Cambiar. SCC
HMHC	HOUGHTON MIFFLIN HARCOURT CO CMN	29-Jan-14	24-Nov-14	25	490.56	475.57	14.99	Short-Term	Arronson Fdtn Cambiar. SCC
HMHC	HOUGHTON MIFFLIN HARCOURT CO CMN	31-Jan-14	25-Nov-14	13	253.11	248.52	4.59	Short-Term	Arronson Fdtn Cambiar. SCC
AYR	AIRCASTLE LIMITED CMN	31-Jul-14	25-Nov-14	11	226.87	197.36	29.51	Short-Term	Arronson Fdtn Cambiar. SCC
HMHC	HOUGHTON MIFFLIN HARCOURT CO CMN	30-Jan-14	25-Nov-14	11	214.16	211.73	2.43	Short-Term	Arronson Fdtn Cambiar. SCC
BID	SOOTHEY'S CMN CLASS A	12-Jun-14	25-Nov-14	7	293.28	277.10	16.18	Short-Term	Arronson Fdtn Cambiar. SCC
C&J	ENERGY SERVICES, INC CMN	16-Oct-14	26-Nov-14	5	93.09	99.46	(6.37)	Short-Term	Arronson Fdtn Cambiar. SCC
C&J	ENERGY SERVICES, INC CMN	13-Oct-14	26-Nov-14	61	1,135.67	1,260.49	(124.82)	Short-Term	Arronson Fdtn Cambiar. SCC
BRKB	BERKSHIRE HATHAWAY INC. CLASS B	11-Jul-12	26-Nov-14	65	9,621.26	5,471.58	4,149.68	Long-Term	Arronson Fdtn Cambiar. SCC
C&J	ENERGY SERVICES, INC CMN	16-Oct-14	28-Nov-14	60	903.06	1,193.51	(290.45)	Short-Term	Arronson Fdtn Eagle Dynamic Eq
WCG	WELLCARE HEALTH PLANS INC CMN	14-Mar-14	3-Dec-14	8	611.97	505.52	106.45	Short-Term	Arronson Fdtn Cambiar. SCC
HNT	HEALTH NET, INC CMN	15-Nov-13	3-Dec-14	38	1,971.77	1,076.54	895.23	Long-Term	Arronson Fdtn Cambiar. SCC
HNT	HEALTH NET, INC CMN	15-Nov-13	4-Dec-14	20	1,024.83	566.60	458.23	Long-Term	Arronson Fdtn Cambiar. SCC
BCEI	BONANZA CREEK ENERGY, INC. CMN	13-May-14	9-Dec-14	10	198.89	421.78	(222.89)	Short-Term	Arronson Fdtn Cambiar. SCC
BCEI	BONANZA CREEK ENERGY, INC. CMN	14-Oct-14	9-Dec-14	11	218.77	414.45	(195.68)	Short-Term	Arronson Fdtn Cambiar. SCC
BCEI	BONANZA CREEK ENERGY, INC. CMN	25-Apr-14	9-Dec-14	37	735.88	1,795.96	(1,060.08)	Short-Term	Arronson Fdtn Cambiar. SCC
BCEI	BONANZA CREEK ENERGY, INC. CMN	5-Nov-14	9-Dec-14	6	119.33	253.97	(134.64)	Short-Term	Arronson Fdtn Cambiar. SCC
SLCA	U S SILICA HLDGS INC CMN	31-Jan-14	9-Dec-14	38	1,076.62	1,116.36	(39.74)	Short-Term	Arronson Fdtn Cambiar. SCC
SLCA	U S SILICA HLDGS INC CMN	14-Oct-14	9-Dec-14	15	424.98	621.61	(196.63)	Short-Term	Arronson Fdtn Cambiar. SCC
SLCA	U S SILICA HLDGS INC CMN	5-Nov-14	9-Dec-14	12	339.99	497.81	(157.82)	Short-Term	Arronson Fdtn Cambiar. SCC
CST	CST BRANDS, INC CMN	29-Jan-14	9-Dec-14	22	925.55	704.06	221.49	Short-Term	Arronson Fdtn Cambiar. SCC
CST	CST BRANDS, INC CMN	30-Jan-14	9-Dec-14	41	1,724.90	1,316.77	408.13	Short-Term	Arronson Fdtn Cambiar. SCC
CST	CONVERSANT INC CMN	11-Jul-12	12-Dec-14	98	1,840.68	154.55	1,686.13	Long-Term	Arronson Fdtn London Company SCC
ADS	ALLIANCE DATA SYSTEMS CORPORAT CMN	11-Jul-12	12-Dec-14	0.63	185.14	-	185.14	Long-Term	Arronson Fdtn London Company SCC
ADS	ALLIANCE DATA SYSTEMS CORPORAT CMN	11-Jul-12	16-Dec-14	5	1,398.68	1,386.05	12.63	Long-Term	Arronson Fdtn London Company SCC
ODP	OFFICE DEPOT INC CMN	25-Feb-14	16-Dec-14	73	577.56	348.94	228.62	Short-Term	Arronson Fdtn Cambiar. SCC
PRA	PROASSURANCE CORP CMN	15-Nov-13	16-Dec-14	9	421.49	419.94	1.55	Long-Term	Arronson Fdtn Cambiar. SCC
AAWW	ATLAS AIR WORLDWIDE HOLDINGS CMN	27-Jan-14	16-Dec-14	7	321.22	259.03	62.19	Short-Term	Arronson Fdtn Cambiar. SCC
V	VISA INC CMN CLASS A	11-Jul-12	19-Dec-14	25	6,581.95	3,022.75	3,559.20	Long-Term	Arronson Fdtn Harris Assoc Dynamic Eq
CBG	CBRE GROUP INC CMN	26-Feb-14	19-Dec-14	75	2,616.23	2,076.14	540.09	Short-Term	Arronson Fdtn Harris Assoc Dynamic Eq

Arronson Foundation Realized Gains/Losses (10/31/2015)

Symbol	Description	Trade Date	Date Sold / Covered	Qty	Proceeds (Base)	Cost (Base)	Gain/Loss (Base)	Gain Type	Acct Name
AIG	AMERICAN INTL GROUP, INC CMN	12-Sep-12	19-Dec-14	25	1,393.09	849.27	543.82	Long-Term	Arronson Fdtn Harris Assoc Dynamic Eq
GM	GENERAL MOTORS COMPANY CMN	9-Apr-13	19-Dec-14	75	2,452.54	2,066.57	385.97	Long-Term	Arronson Fdtn Harris Assoc Dynamic Eq
AON	AON PLC CMN	30-Oct-13	19-Dec-14	50	4,860.04	3,984.25	875.79	Long-Term	Arronson Fdtn Harris Assoc Dynamic Eq
AAPL	APPLE, INC CMN	7-Jan-14	19-Dec-14	35	3,932.16	2,701.40	1,230.76	Short-Term	Arronson Fdtn Harris Assoc Dynamic Eq
KMX	CARMAX, INC. CMN	28-Apr-14	19-Dec-14	100	6,708.61	4,307.82	2,400.79	Short-Term	Arronson Fdtn Harris Assoc Dynamic Eq
INTC	INTEL CORPORATION CMN	11-Jul-12	19-Dec-14	75	2,743.33	1,905.75	837.58	Long-Term	Arronson Fdtn Harris Assoc Dynamic Eq
JPM	JPMORGAN CHASE & CO CMN	11-Jul-12	19-Dec-14	25	1,557.05	863.19	693.86	Long-Term	Arronson Fdtn Harris Assoc Dynamic Eq
RL	RALPH LAUREN CORP CMN CLASS A	10-Feb-14	19-Dec-14	25	4,461.72	3,872.94	588.78	Short-Term	Arronson Fdtn Harris Assoc Dynamic Eq
AMAT	APPLIED MATERIALS INC CMN	11-Jul-12	19-Dec-14	125	3,124.83	1,320.76	1,804.07	Long-Term	Arronson Fdtn Harris Assoc Dynamic Eq
WFC	WELLS FARGO & CO (NEW) CMN	11-Jul-12	19-Dec-14	50	2,745.09	1,647.15	1,097.94	Long-Term	Arronson Fdtn Harris Assoc Dynamic Eq
KMX	CARMAX, INC CMN	11-Jul-12	19-Dec-14	25	1,677.15	653.75	1,023.40	Long-Term	Arronson Fdtn Harris Assoc Dynamic Eq
BLK	BLACKROCK, INC CMN	21-Mar-13	19-Dec-14	15	5,422.28	3,846.81	1,575.47	Long-Term	Arronson Fdtn Harris Assoc Dynamic Eq
ORCL	ORACLE CORPORATION CMN	11-Jul-12	19-Dec-14	100	4,602.34	2,928.35	1,673.99	Long-Term	Arronson Fdtn Eagle Dynamic Eq
UNH	UNITEDHEALTH GROUP INCORPORATE CMN	11-Jul-12	19-Dec-14	75	7,716.57	4,211.25	3,505.32	Long-Term	Arronson Fdtn Eagle Dynamic Eq
C	CITIGROUP INC. CMN	13-Feb-14	19-Dec-14	100	5,431.87	4,972.81	459.06	Short-Term	Arronson Fdtn Eagle Dynamic Eq
GNRC	GENERAC HOLDINGS INC CMN	11-Nov-14	30-Dec-14	9	427.26	382.38	44.88	Short-Term	Arronson Fdtn Cambiar SCC
BKE	COMCAST CORPORATION CMN CLASS A NON VOTING	11-Jul-12	30-Dec-14	150	8,787.46	4,658.85	4,128.61	Long-Term	Arronson Fdtn Eagle Dynamic Eq
PENN	BUCKLE INC COM CMN	6-May-14	14-Jan-15	5	245.03	233.33	11.70	Short-Term	Arronson Fdtn Cambiar SCC
MSCC	PENN NATIONAL GAMING INC CMN	11-Jul-12	15-Jan-15	16	419.16	371.36	47.80	Long-Term	Arronson Fdtn Cambiar SCC
PENN	MICROSEMI CORP CL A CMN	15-Nov-13	16-Jan-15	175	2,664.86	1,678.30	986.56	Long-Term	Arronson Fdtn Harris Assoc Dynamic Eq
PENN	PENN NATIONAL GAMING INC CMN	11-Jul-12	16-Jan-15	175	2,644.51	1,678.30	966.21	Long-Term	Arronson Fdtn Harris Assoc Dynamic Eq
PENN	PENN NATIONAL GAMING INC CMN	11-Jul-12	20-Jan-15	200	3,025.59	1,918.05	1,107.54	Long-Term	Arronson Fdtn Harris Assoc Dynamic Eq
SMG	THE SCOTT'S MIRACLE GRO CO CLASS A	15-Nov-13	21-Jan-15	3	186.46	177.12	9.34	Long-Term	Arronson Fdtn Cambiar SCC
TTEK	FAMILY DOLLAR STORES INC CMN	11-Mar-13	22-Jan-15	75	5,735.27	4,380.08	1,355.19	Long-Term	Arronson Fdtn Harris Assoc Dynamic Eq
TTEK	FAMILY DOLLAR STORES INC CMN	12-Mar-13	22-Jan-15	100	7,647.02	5,868.69	1,778.33	Long-Term	Arronson Fdtn Harris Assoc Dynamic Eq
FET	FAMILY DOLLAR STORES INC CMN	13-Mar-13	22-Jan-15	150	11,470.53	8,798.12	2,672.41	Long-Term	Arronson Fdtn Harris Assoc Dynamic Eq
FET	FAMILY DOLLAR STORES INC CMN	11-Jul-12	22-Jan-15	100	5,635.23	3,105.90	2,529.33	Long-Term	Arronson Fdtn Eagle Dynamic Eq
DK	COMCAST CORPORATION CMN CLASS A NON VOTING	9-May-14	26-Jan-15	10	243.77	267.16	(23.39)	Short-Term	Arronson Fdtn Cambiar SCC
SCHL	TETRA TECH INC (NEW) CMN	15-Nov-13	26-Jan-15	90	2,193.97	2,594.70	(400.73)	Long-Term	Arronson Fdtn Cambiar SCC
HAE	TETRA TECH INC (NEW) CMN	20-Dec-13	30-Jan-15	60	915.61	1,649.41	(733.80)	Long-Term	Arronson Fdtn Cambiar SCC
BCEI	FORUM ENERGY TECHNOLOGIES INC CMN	19-Dec-13	30-Jan-15	19	289.94	514.52	(224.58)	Long-Term	Arronson Fdtn Cambiar SCC
BCEI	FORUM ENERGY TECHNOLOGIES INC CMN	14-Oct-14	30-Jan-15	15	228.90	380.20	(151.30)	Short-Term	Arronson Fdtn Cambiar SCC
BCEI	FORUM ENERGY TECHNOLOGIES INC CMN	25-Sep-14	2-Feb-15	18	551.43	600.45	(49.02)	Short-Term	Arronson Fdtn Cambiar SCC
BCEI	DELEK US HLDGS INC CMN	15-Nov-13	3-Feb-15	13	476.55	388.70	87.85	Long-Term	Arronson Fdtn Cambiar SCC
BCEI	SCHOLASTIC CORPORATION CMN	15-Nov-13	4-Feb-15	3	125.24	118.92	6.32	Long-Term	Arronson Fdtn Cambiar SCC
BCEI	HAEMONETICS CORP CMN	7-Jan-14	5-Feb-15	60	7,181.66	4,630.97	2,550.69	Long-Term	Arronson Fdtn Harris Assoc Dynamic Eq
BCEI	APPLE, INC CMN	28-Jan-15	6-Feb-15	16	468.25	382.14	86.11	Short-Term	Arronson Fdtn Cambiar SCC
BCEI	BONANZA CREEK ENERGY, INC CMN	15-Nov-13	6-Feb-15	135	3,224.08	2,178.46	1,045.62	Long-Term	Arronson Fdtn Cambiar SCC
BCEI	EXELIS INC. CMN	14-May-14	6-Feb-15	21	501.52	345.75	155.77	Short-Term	Arronson Fdtn Cambiar SCC
BCEI	EXELIS INC. CMN	4-Oct-10	6-Feb-15	2,482.97	16,933.83	17,877.36	(943.53)	Long-Term	Arronson Fdtn CORE ACCOUNT
BCEI	GS HIGH YIELD FUND INSTITUTIONAL SHARES	8-Oct-09	6-Feb-15	302.925	2,065.95	2,047.77	18.18	Long-Term	Arronson Fdtn CORE ACCOUNT
BCEI	GS HIGH YIELD FUND INSTITUTIONAL SHARES	30-Nov-09	6-Feb-15	216.405	1,475.88	1,475.88	-	Long-Term	Arronson Fdtn CORE ACCOUNT
BCEI	GS HIGH YIELD FUND INSTITUTIONAL SHARES	29-Jan-10	6-Feb-15	215.775	1,471.58	1,503.95	(32.37)	Long-Term	Arronson Fdtn CORE ACCOUNT
BCEI	GS HIGH YIELD FUND INSTITUTIONAL SHARES	30-Oct-09	6-Feb-15	194.946	1,329.53	1,329.53	-	Long-Term	Arronson Fdtn CORE ACCOUNT
BCEI	GS HIGH YIELD FUND INSTITUTIONAL SHARES	31-Dec-09	6-Feb-15	1,998.61	13,981.23	13,981.23	-	Long-Term	Arronson Fdtn CORE ACCOUNT
BCEI	GS HIGH YIELD FUND INSTITUTIONAL SHARES	26-Feb-10	6-Feb-15	206.261	1,406.70	1,429.39	(22.69)	Long-Term	Arronson Fdtn CORE ACCOUNT
BCEI	GS HIGH YIELD FUND INSTITUTIONAL SHARES	31-Mar-10	6-Feb-15	203.951	1,390.95	1,446.01	(55.06)	Long-Term	Arronson Fdtn CORE ACCOUNT

Arronson Foundation Realized Gains/Losses (10/31/2015)

Symbol	Description	Trade Date	Date Sold /		Qty	Proceeds		Cost (Base)	Gain/Loss (Base)	Gain Type	Acct Name
			Covered	Uncovered		(Base)	(Base)				
GSHX	GS HIGH YIELD FUND INSTITUTIONAL SHARES	28-May-10	6-Feb-15	186 9	1,274 66	1,287 74	(13 08)	Long-Term	Arronson Fdtn CORE ACCOUNT		
GSHX	GS HIGH YIELD FUND INSTITUTIONAL SHARES	31-Aug-10	6-Feb-15	159 871	1,090 32	1,127 09	(36 77)	Long-Term	Arronson Fdtn CORE ACCOUNT		
GSHX	GS HIGH YIELD FUND INSTITUTIONAL SHARES	30-Apr-10	6-Feb-15	196 294	1,338 72	1,409 39	(70 67)	Long-Term	Arronson Fdtn CORE ACCOUNT		
GSHX	GS HIGH YIELD FUND INSTITUTIONAL SHARES	30-Jun-10	6-Feb-15	163 039	1,111 93	1,128 23	(16 30)	Long-Term	Arronson Fdtn CORE ACCOUNT		
GSHX	GS HIGH YIELD FUND INSTITUTIONAL SHARES	30-Jul-10	6-Feb-15	148 559	1,013 44	1,055 05	(41 61)	Long-Term	Arronson Fdtn CORE ACCOUNT		
GSHX	GS HIGH YIELD FUND INSTITUTIONAL SHARES	30-Sep-10	6-Feb-15	166 463	1,135 28	1,196 87	(61 59)	Long-Term	Arronson Fdtn CORE ACCOUNT		
ODFL	OLD DOMINION FIGHT LINES INC CMN	11-Jul-12	9-Feb-15	33	2,426 38	922 30	1,504 08	Long-Term	Arronson Fdtn London Company SCC		
ODFL	OLD DOMINION FIGHT LINES INC CMN	11-Jul-12	10-Feb-15	36	2,653 43	1,006 15	1,647 28	Long-Term	Arronson Fdtn London Company SCC		
KMX	CARMAX, INC CMN	28-Apr-14	10-Feb-15	25	1,640 51	1,076 96	563 55	Short-Term	Arronson Fdtn Harris Assoc Dynamic Eq		
AAFL	APPLE, INC CMN	7-Jan-14	11-Feb-15	60	7,439 15	4,630 97	2,808 18	Long-Term	Arronson Fdtn Harris Assoc Dynamic Eq		
ALB	ALBEMARLE CORP CMN	11-Jul-12	17-Feb-15	24	1,313 50	1,389 53	(76 03)	Long-Term	Arronson Fdtn London Company SCC		
ALB	ALBEMARLE CORP CMN	23-Sep-13	18-Feb-15	4	218 85	252 40	(33 55)	Long-Term	Arronson Fdtn London Company SCC		
ALB	ALBEMARLE CORP CMN	11-Jul-12	18-Feb-15	24	1,313 12	1,389 53	(76 41)	Long-Term	Arronson Fdtn London Company SCC		
ALB	ALBEMARLE CORP CMN	24-Sep-13	18-Feb-15	5	273 57	312 58	(39 01)	Long-Term	Arronson Fdtn London Company SCC		
ALB	ALBEMARLE CORP CMN	25-Sep-13	18-Feb-15	15	820 70	936 35	(115 65)	Long-Term	Arronson Fdtn London Company SCC		
ALB	ALBEMARLE CORP CMN	26-Sep-13	18-Feb-15	16	875 41	1,008 22	(132 81)	Long-Term	Arronson Fdtn London Company SCC		
RL	RALPH LAUREN CORP CMN CLASS A	12-Feb-14	19-Feb-15	50	6,849 96	7,759 59	(909 63)	Long-Term	Arronson Fdtn Harris Assoc Dynamic Eq		
RL	RALPH LAUREN CORP CMN CLASS A	12-Feb-14	20-Feb-15	45	6,205 79	6,983 63	(777 84)	Long-Term	Arronson Fdtn Harris Assoc Dynamic Eq		
ODFL	OLD DOMINION FIGHT LINES INC CMN	11-Jul-12	23-Feb-15	5	387 84	139 74	248 10	Long-Term	Arronson Fdtn London Company SCC		
NEU	NEWMARKET CORP CMN	11-Jul-12	23-Feb-15	1	476 39	220 70	255 69	Long-Term	Arronson Fdtn London Company SCC		
CAB	CABELA'S INCORPORATED CMN CLASS A	11-Jul-12	23-Feb-15	7	364 63	268 80	95 83	Long-Term	Arronson Fdtn London Company SCC		
	HOME LOAN SERVICING SOLUTIONS, CMN	16-Dec-14	23-Feb-15	30	549 07	605 00	(55 93)	Short-Term	Arronson Fdtn Cambiar SCC		
	HOME LOAN SERVICING SOLUTIONS, CMN	11-Dec-14	23-Feb-15	32	585 67	643 85	(58 18)	Short-Term	Arronson Fdtn Cambiar SCC		
	HOME LOAN SERVICING SOLUTIONS, CMN	12-Dec-14	23-Feb-15	38	695 48	760 85	(65 37)	Short-Term	Arronson Fdtn Cambiar SCC		
	HOME LOAN SERVICING SOLUTIONS, CMN	15-Dec-14	23-Feb-15	33	603 97	655 83	(51 86)	Short-Term	Arronson Fdtn Cambiar SCC		
	HOME LOAN SERVICING SOLUTIONS, CMN	13-Jan-15	23-Feb-15	22	402 65	289 04	113 61	Short-Term	Arronson Fdtn Cambiar SCC		
LBTK	LIBERTY GLOBAL, PLC CMN CLASS C	11-Jul-12	24-Feb-15	100	5,137 58	2,350 06	2,787 52	Long-Term	Arronson Fdtn Eagle Dynamic Eq		
WCG	WELLCARE HEALTH PLANS INC CMN	14-Mar-14	2-Mar-15	5	450 61	315 95	134 66	Short-Term	Arronson Fdtn Cambiar SCC		
OLN	OLIN CORPORATION CMN	19-Nov-13	4-Mar-15	6	176 87	149 16	27 71	Long-Term	Arronson Fdtn London Company SCC		
ODP	OFFICE DEPOT INC CMN	25-Feb-14	12-Mar-15	328	3,049 29	1,567 84	1,481 45	Long-Term	Arronson Fdtn Cambiar SCC		
WCG	WELLCARE HEALTH PLANS INC CMN	14-Mar-14	17-Mar-15	30	2,747 21	1,895 69	851 52	Long-Term	Arronson Fdtn Cambiar SCC		
DK	DELEK US HLDGS INC CMN	30-Dec-14	19-Mar-15	2	75 85	55 41	20 44	Short-Term	Arronson Fdtn Cambiar SCC		
DK	DELEK US HLDGS INC CMN	25-Sep-14	19-Mar-15	62	2,351 19	2,068 22	282 97	Short-Term	Arronson Fdtn Cambiar SCC		
DK	DELEK US HLDGS INC CMN	30-Dec-14	25-Mar-15	18	689 91	498 69	191 22	Short-Term	Arronson Fdtn Cambiar SCC		
OA	ORBITAL ATK INC CMN	15-Nov-13	26-Mar-15	0	57 51		57 51	Not Available	Arronson Fdtn London Company SCC		
SMG	THE SCOTT'S MIRACLE GRO CO CLASS A	12-Jul-12	26-Mar-15	12	788 99	708 48	80 51	Long-Term	Arronson Fdtn Cambiar SCC		
HOT	STARWOOD HOTELS & RESORTS CMN	11-Jul-12	26-Mar-15	25	2,083 65	1,215 76	867 89	Long-Term	Arronson Fdtn Harris Assoc Dynamic Eq		
HOT	STARWOOD HOTELS & RESORTS CMN	12-Jul-12	26-Mar-15	150	12,501 93	7,743 30	4,758 63	Long-Term	Arronson Fdtn Harris Assoc Dynamic Eq		
KMX	CARMAX, INC CMN	28-Apr-14	27-Mar-15	150	9,986 05	6,461 73	3,524 32	Short-Term	Arronson Fdtn Harris Assoc Dynamic Eq		
SMG	THE SCOTT'S MIRACLE GRO CO CLASS A	15-Nov-13	31-Mar-15	29	1,936 19	1,712 16	224 03	Long-Term	Arronson Fdtn Cambiar SCC		
RL	RALPH LAUREN CORP CMN CLASS A	5-May-14	6-Apr-15	50	6,868 83	7,740 60	(871 77)	Short-Term	Arronson Fdtn Harris Assoc Dynamic Eq		
RL	RALPH LAUREN CORP CMN CLASS A	12-Feb-14	6-Apr-15	30	4,121 30	4,655 75	(534 45)	Long-Term	Arronson Fdtn Harris Assoc Dynamic Eq		
RL	RALPH LAUREN CORP CMN CLASS A	1-May-14	6-Apr-15	25	3,434 42	3,832 35	(397 93)	Short-Term	Arronson Fdtn Harris Assoc Dynamic Eq		
OAS	OASIS PETROLEUM INC CMN	11-Mar-15	7-Apr-15	29	487 02	410 92	76 10	Short-Term	Arronson Fdtn Cambiar SCC		
DAR	DARLING INGREDIENTS INC CMN	22-Sep-14	17-Apr-15	27	377 77	506 00	(128 23)	Short-Term	Arronson Fdtn Cambiar SCC		
DAR	DARLING INGREDIENTS INC CMN	15-Nov-13	17-Apr-15	120	1,678 98	2,577 60	(898 62)	Long-Term	Arronson Fdtn Cambiar SCC		
DAR	DARLING INGREDIENTS INC CMN	5-Mar-15	17-Apr-15	28	391 76	449 58	(57 82)	Short-Term	Arronson Fdtn Cambiar SCC		

Arronson Foundation Realized Gains/Losses (10/31/2015)

Symbol	Description	Trade Date	Date Sold /		Qty	Proceeds		Gain/Loss	Gain Type	Acct Name
			Covered	Uncovered		(Base)	(Base)			
HOT	STARWOOD HOTELS & RESORTS CMN	12-Jul-12	20-Apr-15		175	14,389.88	8,510.34	5,879.54	Long-Term	Arronson Fdtn Harris Assoc Dynamic Eq
HAL	HALLIBURTON COMPANY CMN	7-Jan-15	22-Apr-15		125	5,897.23	4,887.80	1,009.43	Short-Term	Arronson Fdtn Harris Assoc Dynamic Eq
	COMCAST CORPORATION CMN CLASS A NON VOTING	11-Jul-12	22-Apr-15		150	8,743.11	4,658.85	4,084.26	Long-Term	Arronson Fdtn Eagle Dynamic Eq
TTIFX	GS TACTICAL TILT IMPLEMENTATION FUND INST	7-Aug-14	22-Apr-15		284	3,000.01	2,792.62	207.39	Short-Term	Arronson Fdtn CORE ACCOUNT
SCHL	SCHOLASTIC CORPORATION CMN	15-Nov-13	23-Apr-15		13	552.36	388.70	163.66	Long-Term	Arronson Fdtn Cambiar SCC
SCHL	SCHOLASTIC CORPORATION CMN	15-Nov-13	24-Apr-15		40	1,644.85	1,196.00	448.85	Long-Term	Arronson Fdtn Cambiar SCC
ADTN	ADTRAN INC CMN	18-Dec-14	27-Apr-15		45	722.79	980.67	(257.88)	Short-Term	Arronson Fdtn Cambiar SCC
ADTN	ADTRAN INC CMN	17-Dec-14	27-Apr-15		50	803.10	1,056.17	(253.07)	Short-Term	Arronson Fdtn Cambiar SCC
ADTN	ADTRAN INC CMN	2-Apr-15	27-Apr-15		20	321.24	377.35	(56.11)	Short-Term	Arronson Fdtn Cambiar SCC
IART	INTEGRA LIFE SCIENCES HOLDING CORPORATION	15-Nov-13	1-May-15		8	523.48	361.90	161.58	Long-Term	Arronson Fdtn Cambiar SCC
AON	AON PLC CMN	11-Jul-12	4-May-15		25	2,471.33	1,179.76	1,291.57	Long-Term	Arronson Fdtn Eagle Dynamic Eq
NSRGY	NESTLE SA SPONSORED ADR (REP 1/20 CHF 10 REGD SHS)	11-Jul-12	4-May-15		125	9,760.75	7,492.50	2,268.25	Long-Term	Arronson Fdtn Eagle Dynamic Eq
VRX	VALEANT PHARMACEUTICALS INTL CMN	7-May-14	4-May-15		50	11,163.46	6,611.81	4,551.65	Short-Term	Arronson Fdtn Eagle Dynamic Eq
	GOOGLE INC. CMN CLASS C		4-May-15		0	30.57		30.57	Not Available	Arronson Fdtn Eagle Dynamic Eq
GPI	GROUP 1 AUTOMOTIVE, INC. CMN	15-Nov-13	5-May-15		8	635.63	528.98	106.65	Long-Term	Arronson Fdtn Cambiar SCC
TDS	TELEPHONE AND DATA SYS INC CMN	12-Mar-14	5-May-15		24	696.73	560.41	136.32	Long-Term	Arronson Fdtn Cambiar SCC
AVG	AVG TECHNOLOGIES N.V. CMN	15-Nov-13	6-May-15		25	586.10	434.50	151.60	Long-Term	Arronson Fdtn Cambiar SCC
ALEX	ALEXANDER & BALDWIN, INC. CMN	11-Jul-12	8-May-15		4	189.65	128.18	41.47	Long-Term	Arronson Fdtn London Company SCC
WDR	WADDELL & REED FIN, INC. CLASS A COMMON	9-Feb-15	8-May-15		4	189.24	192.53	(3.29)	Short-Term	Arronson Fdtn London Company SCC
	EXELUS INC CMN	13-Nov-14	11-May-15		4	97.87	72.51	25.36	Short-Term	Arronson Fdtn London Company SCC
BEN	FRANKLIN RESOURCES INC CMN	11-Jul-12	11-May-15		150	7,811.14	5,487.34	2,323.80	Long-Term	Arronson Fdtn Harris Assoc Dynamic Eq
BCO	BRINK'S COMPANY (THE) CMN	15-Nov-13	12-May-15		15	494.05	484.96	9.09	Long-Term	Arronson Fdtn Cambiar SCC
ODFL	OLD DOMINION FIGHT LINES INC CMN	11-Jul-12	13-May-15		35	2,498.93	978.20	1,520.73	Long-Term	Arronson Fdtn London Company SCC
ODFL	OLD DOMINION FIGHT LINES INC CMN	11-Jul-12	14-May-15		33	2,350.01	922.30	1,427.71	Long-Term	Arronson Fdtn London Company SCC
BEN	FRANKLIN RESOURCES INC CMN	11-Jul-12	14-May-15		150	7,801.90	5,487.34	2,314.56	Long-Term	Arronson Fdtn Harris Assoc Dynamic Eq
GDOT	GREEN DOT CORPORATION CMN CLASS A	26-Feb-14	18-May-15		81	1,247.95	1,625.44	(377.49)	Long-Term	Arronson Fdtn Cambiar SCC
GDOT	GREEN DOT CORPORATION CMN CLASS A	26-Feb-14	19-May-15		23	353.78	461.55	(107.77)	Long-Term	Arronson Fdtn Cambiar SCC
GDOT	GREEN DOT CORPORATION CMN CLASS A	3-Feb-15	19-May-15		36	553.74	522.10	31.64	Short-Term	Arronson Fdtn Cambiar SCC
CBG	CBRE GROUP INC CMN	27-Feb-14	20-May-15		50	1,938.96	1,393.67	545.29	Long-Term	Arronson Fdtn Harris Assoc Dynamic Eq
AIG	AMERICAN INTL GROUP, INC. CMN	12-Sep-12	20-May-15		75	4,498.41	2,547.81	1,950.60	Long-Term	Arronson Fdtn Harris Assoc Dynamic Eq
GM	GENERAL MOTORS COMPANY CMN	9-Apr-13	20-May-15		100	3,502.93	2,755.42	747.51	Long-Term	Arronson Fdtn Harris Assoc Dynamic Eq
CAT	CATERPILLAR INC (DELAWARE) CMN	16-Apr-15	20-May-15		25	2,197.45	2,110.74	86.71	Short-Term	Arronson Fdtn Harris Assoc Dynamic Eq
AAPL	APPLE, INC CMN	7-Jan-14	20-May-15		10	1,300.27	771.83	528.44	Long-Term	Arronson Fdtn Harris Assoc Dynamic Eq
AON	AON PLC CMN	30-Oct-13	20-May-15		25	2,555.71	1,992.13	563.58	Long-Term	Arronson Fdtn Harris Assoc Dynamic Eq
MSFT	MICROSOFT CORPORATION CMN	24-Feb-15	20-May-15		75	3,566.93	3,311.86	255.07	Short-Term	Arronson Fdtn Harris Assoc Dynamic Eq
JPM	JPMORGAN CHASE & CO CMN	11-Jul-12	20-May-15		75	4,984.40	2,589.56	2,394.84	Long-Term	Arronson Fdtn Harris Assoc Dynamic Eq
KMX	CARMAX, INC. CMN	28-Apr-14	20-May-15		25	1,811.72	1,076.96	734.76	Long-Term	Arronson Fdtn Harris Assoc Dynamic Eq
DNOW	NOW INC CMN	18-Feb-15	20-May-15		25	595.73	618.49	(22.76)	Short-Term	Arronson Fdtn Harris Assoc Dynamic Eq
V	VISA INC CMN CLASS A	11-Jul-12	20-May-15		15	1,046.23	453.41	592.82	Long-Term	Arronson Fdtn Harris Assoc Dynamic Eq
GLNCY	GLENCORE PLC ADR CMN	30-Jul-14	20-May-15		900	8,189.84	11,246.13	(3,056.29)	Short-Term	Arronson Fdtn Harris Assoc Dynamic Eq
AMZN	AMAZON COM INC CMN	14-May-14	20-May-15		30	12,719.46	9,018.97	3,700.49	Long-Term	Arronson Fdtn Harris Assoc Dynamic Eq
CBG	CBRE GROUP INC CMN	26-Feb-14	20-May-15		25	969.48	692.05	277.43	Long-Term	Arronson Fdtn Harris Assoc Dynamic Eq
WMT	WAL MART STORES INC CMN	11-Jul-12	27-May-15		200	15,029.72	14,479.80	549.92	Long-Term	Arronson Fdtn Eagle Dynamic Eq
	EXELUS INC CMN	14-Nov-14	1-Jun-15		86	1,429.75	1,531.33	(101.58)	Short-Term	Arronson Fdtn London Company SCC
	EXELUS INC. CMN	13-Nov-14	1-Jun-15		82	1,363.25	1,486.52	(123.27)	Short-Term	Arronson Fdtn London Company SCC
	EXELUS INC. CMN	17-Nov-14	1-Jun-15		89	1,479.63	1,575.10	(95.47)	Short-Term	Arronson Fdtn London Company SCC
AMAG	AMAG PHARMACEUTICALS, INC CMN	25-Mar-15	15-Jun-15		11	736.74	597.16	139.58	Short-Term	Arronson Fdtn Cambiar SCC

Arronson Foundation Realized Gains/Losses (10/31/2015)

Symbol	Description	Trade Date	Date Sold / Covered	Qty	Proceeds (Base)	Cost (Base)	Gain/Loss (Base)	Gain Type	Acct Name
CATY	CATHAY GENERAL BANCORP CMN	15-Nov-13	15-Jun-15	16	517.65	405.30	112.35	Long-Term	Arronson Fdtn Cambiar SCC
HRS	HARRIS CORP CMN	1-Jun-15	30-Jun-15	9	692.39	712.98	(20.59)	Short-Term	Arronson Fdtn London Company SCC
HRS	HARRIS CORP CMN	1-Jun-15	30-Jun-15	8	615.45	633.76	(18.31)	Short-Term	Arronson Fdtn London Company SCC
HRS	HARRIS CORP CMN	1-Jun-15	30-Jun-15	9	692.39	712.98	(20.59)	Short-Term	Arronson Fdtn London Company SCC
SPNE	SEASPINE HOLDINGS CORPORATION CMN		2-Jul-15	0	10.04		10.04	Not Available	Arronson Fdtn Cambiar SCC
WRB	W R BERKLEY CORPORATION CMN	11-Jul-12	2-Jul-15	125	6,823.84	4,827.23	1,996.61	Long-Term	Arronson Fdtn Eagle Dynamic Eq
KO	COCA-COLA COMPANY (THE) CMN	11-Jul-12	7-Jul-15	650	25,829.68	25,233.52	596.16	Long-Term	Arronson Fdtn Eagle Dynamic Eq
SPNE	ADVENT SOFTWARE, INC. CMN	11-Jul-12	9-Jul-15	90	3,982.51	1,779.58	2,202.93	Long-Term	Arronson Fdtn London Company SCC
AMZN	SEASPINE HOLDINGS CORPORATION CMN	15-Nov-13	13-Jul-15	10	144.06	148.30	(4.24)	Long-Term	Arronson Fdtn Cambiar SCC
NOV	AMAZON COM INC CMN	14-May-14	13-Jul-15	10	4,539.05	3,006.32	1,532.73	Long-Term	Arronson Fdtn Harris Assoc Dynamic Eq
NOV	NATIONAL OILWELL VARCO, INC COMMON STOCK CMN	7-Dec-12	14-Jul-15	100	4,564.79	6,126.14	(1,561.35)	Long-Term	Arronson Fdtn Harris Assoc Dynamic Eq
NOV	NATIONAL OILWELL VARCO, INC COMMON STOCK CMN	6-Feb-13	14-Jul-15	50	2,282.40	3,011.21	(728.81)	Long-Term	Arronson Fdtn Harris Assoc Dynamic Eq
NOV	NATIONAL OILWELL VARCO, INC COMMON STOCK CMN	11-Jul-12	14-Jul-15	175	7,988.39	10,598.99	(2,610.60)	Long-Term	Arronson Fdtn Harris Assoc Dynamic Eq
MDCO	NATIONAL OILWELL VARCO, INC COMMON STOCK CMN	2-May-13	14-Jul-15	100	4,564.80	5,940.49	(1,375.69)	Long-Term	Arronson Fdtn Harris Assoc Dynamic Eq
FINL	MEDICINES CO (THE) CMN	5-Feb-15	15-Jul-15	20	679.59	572.45	107.14	Short-Term	Arronson Fdtn Cambiar SCC
AMZN	FINISH LINE INC CL-A CMN CLASS A	10-Dec-14	16-Jul-15	10	279.95	282.29	(2.34)	Short-Term	Arronson Fdtn Cambiar SCC
AMZN	AMAZON COM INC CMN	14-May-14	20-Jul-15	10	4,871.85	3,006.32	1,865.53	Long-Term	Arronson Fdtn Harris Assoc Dynamic Eq
MENT	MENTOR GRAPHICS CORP CMN	18-Sep-14	21-Jul-15	19	496.11	421.61	74.50	Short-Term	Arronson Fdtn Cambiar SCC
OAS	OASIS PETROLEUM INC CMN	11-Mar-15	21-Jul-15	139	1,507.29	1,969.56	(462.27)	Short-Term	Arronson Fdtn Cambiar SCC
BCEI	BONANZA CREEK ENERGY, INC. CMN	28-Jan-15	21-Jul-15	68	668.66	1,624.08	(955.42)	Short-Term	Arronson Fdtn Cambiar SCC
BCEI	BONANZA CREEK ENERGY, INC. CMN	19-Mar-15	21-Jul-15	17	167.17	439.89	(272.72)	Short-Term	Arronson Fdtn Cambiar SCC
OAS	OASIS PETROLEUM INC CMN	11-Mar-15	22-Jul-15	29	303.22	410.92	(107.70)	Short-Term	Arronson Fdtn Cambiar SCC
V	VISA INC CMN CLASS A	11-Jul-12	23-Jul-15	125	8,992.38	3,778.44	5,213.94	Long-Term	Arronson Fdtn Harris Assoc Dynamic Eq
AMZN	AMAZON COM INC CMN	23-Sep-14	24-Jul-15	4	2,125.84	1,306.25	819.59	Short-Term	Arronson Fdtn Harris Assoc Dynamic Eq
AMZN	AMAZON COM INC CMN	14-May-14	24-Jul-15	30	15,943.82	9,018.97	6,924.85	Long-Term	Arronson Fdtn Harris Assoc Dynamic Eq
V	VISA INC CMN CLASS A	11-Jul-12	28-Jul-15	105	7,840.58	3,173.89	4,666.69	Long-Term	Arronson Fdtn Harris Assoc Dynamic Eq
BECN	BEACON ROOFING SUPPLY, INC. CMN	15-Nov-13	29-Jul-15	15	519.70	539.40	(19.70)	Long-Term	Arronson Fdtn Cambiar SCC
CATY	CATHAY GENERAL BANCORP CMN	15-Nov-13	31-Jul-15	60	1,929.70	1,519.89	409.81	Long-Term	Arronson Fdtn Cambiar SCC
STZ	CONSTELLATION BRANDS INC CMN CLASS A	14-Feb-13	31-Jul-15	30	3,598.28	1,309.67	2,288.61	Long-Term	Arronson Fdtn Harris Assoc Dynamic Eq
ATU	ACTUANT CORP CMN CLASS A	15-Dec-14	3-Aug-15	64	1,449.36	1,840.79	(391.43)	Short-Term	Arronson Fdtn Cambiar SCC
CATY	CATHAY GENERAL BANCORP CMN	15-Nov-13	3-Aug-15	26	833.33	658.62	174.71	Long-Term	Arronson Fdtn Eagle Dynamic Eq
ATU	ACTUANT CORP CMN CLASS A	16-Dec-14	3-Aug-15	28	634.09	799.50	(165.41)	Short-Term	Arronson Fdtn Cambiar SCC
LITE	LUMENTUM HOLDINGS INC CMN	15-Nov-13	4-Aug-15	0.4	8.23		8.23	Long-Term	Arronson Fdtn Cambiar SCC
ENH	ENDURANCE SPECIALTY HDGS LTD CMN	11-Jul-12	6-Aug-15	0.78	49.64		49.64	Long-Term	Arronson Fdtn Cambiar SCC
EXPR	EXPRESS, INC. CMN	17-Dec-13	7-Aug-15	23	428.99	420.82	8.17	Long-Term	Arronson Fdtn Cambiar SCC
GPI	GROUP 1 AUTOMOTIVE, INC. CMN	15-Nov-13	7-Aug-15	4	371.15	264.49	106.66	Long-Term	Arronson Fdtn Cambiar SCC
RGR	STURM, RUGER & COMPANY INC CMN	11-Jul-12	12-Aug-15	4	249.07	165.26	83.81	Long-Term	Arronson Fdtn London Company SCC
TPX	TEMPUR SEALY INTERNATIONAL INC CMN	25-Sep-13	12-Aug-15	3	225.15	132.48	92.67	Long-Term	Arronson Fdtn London Company SCC
VSTO	VISTA OUTDOOR INC. CMN	19-Nov-13	12-Aug-15	4	187.63	78.41	109.22	Long-Term	Arronson Fdtn London Company SCC
OLN	OLIN CORPORATION CMN	19-Nov-13	12-Aug-15	10	208.15	248.60	(40.45)	Long-Term	Arronson Fdtn London Company SCC
BKU	BANKUNITED INC CMN	21-Oct-14	12-Aug-15	13	468.74	391.32	77.42	Short-Term	Arronson Fdtn Cambiar SCC
NSRGY	NESTLE SA SPONSORED ADR (REP 1/20 CHF 10 REGD SHS)	11-Jul-12	13-Aug-15	200	15,299.71	11,988.00	3,311.71	Long-Term	Arronson Fdtn Eagle Dynamic Eq
VIAV	VIAMI SOLUTIONS, INC. CMN	1-May-14	17-Aug-15	32	181.81	206.16	(24.35)	Long-Term	Arronson Fdtn Cambiar SCC
VIAV	VIAMI SOLUTIONS, INC. CMN	15-Nov-13	17-Aug-15	180	1,022.65	1,269.97	(247.32)	Long-Term	Arronson Fdtn Cambiar SCC
BBCN	BBCN BANCORP INC CMN	24-Feb-14	18-Aug-15	26	405.66	432.79	(27.13)	Long-Term	Arronson Fdtn Cambiar SCC
BEN	FRANKLIN RESOURCES INC CMN	7-Aug-13	19-Aug-15	50	2,170.89	2,463.21	(292.32)	Long-Term	Arronson Fdtn Harris Assoc Dynamic Eq
BEN	FRANKLIN RESOURCES INC CMN	11-Jul-12	19-Aug-15	150	6,512.68	5,487.34	1,025.34	Long-Term	Arronson Fdtn Harris Assoc Dynamic Eq

Arronson Foundation Realized Gains/Losses (10/31/2015)

Symbol	Description	Trade Date		Date Sold / Covered		Qty	Proceeds		Cost (Base)	Gain/Loss (Base)	Gain Type	Acct Name
							(Base)	(Base)				
BEN	FRANKLIN RESOURCES INC CMN	7-Aug-13		20-Aug-15		150	6,422.75	7,389.62	(966.87)	Long-Term	Arronson Fdtn Harris Assoc Dynamic Eq	
HRS	HARRIS CORP CMN			24-Aug-15		0	28.89		28.89	Not Available	Arronson Fdtn London Company SCC	
EXPR	EXPRESS, INC. CMN	17-Dec-13		26-Aug-15		16	311.27	292.75	18.52	Long-Term	Arronson Fdtn Cambiar. SCC	
UNH	UNITEDHEALTH GROUP INCORPORATE CMN	11-Jul-12		27-Aug-15		25	2,901.42	1,403.75	1,497.67	Long-Term	Arronson Fdtn Eagle Dynamic Eq	
MDCO	MEDICINES CO (THE) CMN	5-Feb-15		31-Aug-15		18	712.44	515.20	197.24	Short-Term	Arronson Fdtn Cambiar. SCC	
ENH	ENDURANCE SPECIALTY HLDGS LTD CMN	11-Jul-12		2-Sep-15		45	2,802.73	2,068.79	733.94	Long-Term	Arronson Fdtn London Company SCC	
SCI	SERVICE CORP INTERNATL CMN	11-Jul-12		2-Sep-15		96	2,793.91	1,201.63	1,592.28	Long-Term	Arronson Fdtn London Company SCC	
RBA	RITCHE BROS AUCTIONEERS INC CMN	11-Jul-12		2-Sep-15		72	1,918.54	1,538.69	379.85	Long-Term	Arronson Fdtn London Company SCC	
ENR	ENERGIZER HOLDINGS, INC CMN	9-Jul-15		2-Sep-15		12	491.74	423.59	68.15	Short-Term	Arronson Fdtn Cambiar. SCC	
MMM	3M COMPANY CMN	11-Jul-12		3-Sep-15		75	10,658.16	6,584.25	4,073.91	Long-Term	Arronson Fdtn Eagle Dynamic Eq	
GSHIX	GS HIGH YIELD FUND INSTITUTIONAL SHARES	4-Oct-10		3-Sep-15		2,304.15	15,000.00	16,589.86	(1,589.86)	Long-Term	Arronson Fdtn CORE ACCOUNT	
GSOIX	GS GOVERNMENT INCOME FUND INSTITUTIONAL SHARES	9-May-08		3-Sep-15		2,361.67	35,000.00	35,495.76	(495.76)	Long-Term	Arronson Fdtn CORE ACCOUNT	
TPX	TEMPUR SEALY INTERNATIONAL INC CMN	25-Sep-13		8-Sep-15		6	464.30	264.96	199.34	Long-Term	Arronson Fdtn London Company SCC	
OA	ORBITZ WORLDWIDE, INC CMN	2-Aug-13		8-Sep-15		5	385.16	282.55	102.61	Long-Term	Arronson Fdtn London Company SCC	
	ORBITZ WORLDWIDE, INC CMN	6-Aug-14		10-Sep-15		98	1,098.53	884.44	214.09	Long-Term	Arronson Fdtn Cambiar. SCC	
	ORBITZ WORLDWIDE, INC CMN	6-Aug-14		11-Sep-15		62	693.34	559.54	133.80	Long-Term	Arronson Fdtn Cambiar. SCC	
	ORBITZ WORLDWIDE, INC CMN	7-Aug-14		11-Sep-15		76	849.90	683.13	166.77	Long-Term	Arronson Fdtn Cambiar. SCC	
	ORBITZ WORLDWIDE, INC CMN	5-Sep-14		11-Sep-15		20	223.66	166.59	57.07	Long-Term	Arronson Fdtn Cambiar. SCC	
HAL	HALLIBURTON COMPANY CMN	7-Jan-15		17-Sep-15		225	8,774.16	8,798.04	(23.88)	Short-Term	Arronson Fdtn Harris Assoc Dynamic Eq	
HAL	HALLIBURTON COMPANY CMN	8-Jan-15		17-Sep-15		25	974.91	998.44	(23.53)	Short-Term	Arronson Fdtn Harris Assoc Dynamic Eq	
HAL	HALLIBURTON COMPANY CMN	9-Jan-15		17-Sep-15		25	974.91	993.47	(18.56)	Short-Term	Arronson Fdtn Harris Assoc Dynamic Eq	
HAL	HALLIBURTON COMPANY CMN	12-Jan-15		17-Sep-15		225	8,774.17	8,665.33	108.84	Short-Term	Arronson Fdtn Harris Assoc Dynamic Eq	
HAL	HALLIBURTON COMPANY CMN	13-Jan-15		17-Sep-15		125	4,874.54	4,829.24	45.30	Short-Term	Arronson Fdtn Harris Assoc Dynamic Eq	
KALU	KAISER ALUMINUM CORPORATION CMN	15-Nov-13		6-Oct-15		4	332.94	265.89	67.05	Long-Term	Arronson Fdtn Cambiar. SCC	
SILCA	U S SILICA HLDGS INC CMN	27-Mar-15		6-Oct-15		35	556.85	1,192.35	(635.50)	Short-Term	Arronson Fdtn Cambiar. SCC	
MSCC	MICROSEMI CORP CL A CMN	15-Nov-13		6-Oct-15		23	776.71	533.83	242.88	Long-Term	Arronson Fdtn Cambiar. SCC	
SYNA	SYNAPTICS, INC CMN	2-Mar-15		6-Oct-15		5	412.77	409.52	3.25	Short-Term	Arronson Fdtn Cambiar. SCC	
SILCA	U S SILICA HLDGS INC CMN	27-Mar-15		7-Oct-15		48	751.12	1,635.23	(884.11)	Short-Term	Arronson Fdtn Cambiar. SCC	
IART	INTEGRA LIFESCIENCES HOLDING CORPORATION	15-Nov-13		15-Oct-15		32	1,875.95	1,299.27	576.68	Long-Term	Arronson Fdtn Cambiar. SCC	
STZ	CONSTELLATION BRANDS INC CMN CLASS A	14-Feb-13		16-Oct-15		50	6,754.09	2,182.78	4,571.31	Long-Term	Arronson Fdtn Eagle Dynamic Eq	
LITE	LUMENTUM HOLDINGS INC. CMN	15-Nov-13		27-Oct-15		29	421.77	776.42	(354.65)	Long-Term	Arronson Fdtn Cambiar. SCC	
LITE	LUMENTUM HOLDINGS INC. CMN	26-Aug-15		28-Oct-15		1	14.71	20.43	(5.72)	Short-Term	Arronson Fdtn Cambiar. SCC	
LITE	LUMENTUM HOLDINGS INC. CMN	15-Nov-13		28-Oct-15		7	102.94	187.41	(84.47)	Long-Term	Arronson Fdtn Cambiar. SCC	
LITE	LUMENTUM HOLDINGS INC. CMN	1-May-14		28-Oct-15		6	88.23	156.46	(68.23)	Long-Term	Arronson Fdtn Cambiar. SCC	
LITE	LUMENTUM HOLDINGS INC. CMN	5-Jun-15		28-Oct-15		31	1,409.74	1,758.30	(348.56)	Short-Term	Arronson Fdtn Cambiar. SCC	
GMT	GATX CORPORATION CMN	15-Nov-13		28-Oct-15		30	2,423.19	1,994.18	429.01	Long-Term	Arronson Fdtn Cambiar. SCC	
KALU	KAISER ALUMINUM CORPORATION CMN	8-Jun-15		28-Oct-15		21	954.99	1,184.78	(229.79)	Short-Term	Arronson Fdtn Cambiar. SCC	
GMT	GATX CORPORATION CMN	26-Aug-15		29-Oct-15		16	233.29	326.85	(93.56)	Short-Term	Arronson Fdtn Cambiar. SCC	
LITE	LUMENTUM HOLDINGS INC. CMN	26-Aug-15		30-Oct-15		32	459.44	653.71	(194.27)	Short-Term	Arronson Fdtn Cambiar. SCC	
LITE	LUMENTUM HOLDINGS INC. CMN						773,335.22	627,173.25	146,161.97			