



See a Social Security Number? Say Something!
Report Privacy Problems to <https://public.resource.org/privacy>
Or call the IRS Identity Theft Hotline at 1-800-908-4490



Form **990-PF**Department of the Treasury
Internal Revenue Service**Return of Private Foundation**

or Section 4947(a)(1) Trust Treated as Private Foundation

Do not enter social security numbers on this form as it may be made public.

Information about Form 990-PF and its separate instructions is at www.irs.gov/form990pf

OMB No. 1545-0052

2014

Open to Public Inspection

For calendar year 2014 or tax year beginning

11/01, 2014, and ending

10/31, 2015

Name of foundation

BEATRICE P DELANY CHAR TR P68797003

Number and street (or P.O. box number if mail is not delivered to street address)

10 S DEARBORN IL1-0117

City or town, state or province, country, and ZIP or foreign postal code

CHICAGO, IL 60603

G Check all that apply:

Initial return

Initial return of a former public charity

Final return

Amended return

Address change

Name change

H Check type of organization:

☒ Section 501(c)(3) exempt private foundation☐ Section 4947(a)(1) nonexempt charitable trust☐ Other taxable private foundation

I Fair market value of all assets at end of year (from Part II, col. (c), line 16) ▶ \$

44,435,628.

J Accounting method:

☒ Cash☐ Accrual☐ Other (specify)

(Part I, column (d) must be on cash basis)

A Employer identification number

13-6748171

B Telephone number (see instructions)

866-888-5157

C If exemption application is pending, check here ▶ ☐D 1 Foreign organizations, check here ▶ ☐2 Foreign organizations meeting the 85% test, check here and attach computation ▶ ☐E If private foundation status was terminated under section 507(b)(1)(A), check here ▶ ☐F If the foundation is in a 60-month termination under section 507(b)(1)(B), check here ▶ ☐**Part I Analysis of Revenue and Expenses** (The total of amounts in columns (b), (c), and (d) may not necessarily equal the amounts in column (a) (see instructions))

(a) Revenue and expenses per books

(b) Net investment income

(c) Adjusted net income

(d) Disbursements for charitable purposes (cash basis only)

1 Contributions, gifts, grants, etc., received (attach schedule)

2 Check ☐ if the foundation is not required to attach Sch. B

3 Interest on savings and temporary cash investments

4 Dividends and interest from securities

5a Gross rents

b Net rental income or (loss)

6a Net gain or (loss) from sale of assets not on line 10

b Gross sales price for all assets on line 6a

7 Capital gain net income (from Part IV, line 2)

8 Net short-term capital gain

9 Income modifications

10a Gross sales less returns and allowances

b Less Cost of goods sold

c Gross profit or (loss) (attach schedule)

11 Other income (attach schedule)

12 Total. Add lines 1 through 11

13 Compensation of officers, directors, trustees, etc.

14 Other employee salaries and wages

15 Pension plans, employee benefits

16a Legal fees (attach schedule)

b Accounting fees (attach schedule)

c Other professional fees (attach schedule)

17 Interest

18 Taxes (attach schedule) (see instructions)

19 Depreciation (attach schedule) and depletion

20 Occupancy

21 Travel, conferences, and meetings

22 Printing and publications

23 Other expenses (attach schedule)

24 Total operating and administrative expenses. Add lines 13 through 23.

25 Contributions, gifts, grants paid

26 Total expenses and disbursements. Add lines 24 and 25

27 Subtract line 26 from line 12

a Excess of revenue over expenses and disbursements

b Net investment income (if negative, enter -0-)

c Adjusted net income (if negative, enter -0-)

743,184.

740,063.

STMT 1

2,142,902.

21,598,007.

2,142,902.

520.

121.

STMT 2

2,886,606.

2,883,086.

308,277.

231,208.

77,069.

NONE

NONE

NONE

NONE

50,736.

9,736.

677.

NONE

NONE

677.

NONE

NONE

359,690.

240,944.

NONE

77,746.

7,438,000.

7,438,000.

7,797,690.

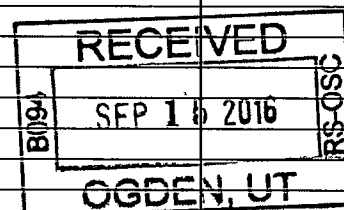
240,944.

NONE

7,515,746.

-4,911,084.

2,642,142.



Part II Balance Sheets		Attached schedules and amounts in the description column should be for end-of-year amounts only (See instructions)	Beginning of year	End of year	
			(a) Book Value	(b) Book Value	(c) Fair Market Value
Assets	1 Cash - non-interest-bearing				
	2 Savings and temporary cash investments		92,534.	1,345,993.	1,345,993.
	3 Accounts receivable ▶ Less: allowance for doubtful accounts ▶				
	4 Pledges receivable ▶				
	Less: allowance for doubtful accounts ▶				
	5 Grants receivable				
	6 Receivables due from officers, directors, trustees, and other disqualified persons (attach schedule) (see instructions)				
	7 Other notes and loans receivable (attach schedule) ▶ Less: allowance for doubtful accounts ▶	NONE			
	8 Inventories for sale or use				
	9 Prepaid expenses and deferred charges				
	10a Investments - U.S. and state government obligations (attach schedule) .				
	b Investments - corporate stock (attach schedule)		17,040,154.	16,586,752.	20,976,343.
	c Investments - corporate bonds (attach schedule)		11,137,010.	9,197,226.	9,128,877.
	11 Investments - land, buildings, and equipment, basis Less: accumulated depreciation (attach schedule) ▶				
	12 Investments - mortgage loans				
Liabilities	13 Investments - other (attach schedule)		13,368,294.	10,326,974.	12,984,415.
	14 Land, buildings, and equipment basis Less: accumulated depreciation (attach schedule) ▶				
	15 Other assets (describe ▶)				
	16 Total assets (to be completed by all filers - see the instructions. Also, see page 1, item I)		41,637,992.	37,456,945.	44,435,628.
	17 Accounts payable and accrued expenses				
	18 Grants payable				
	19 Deferred revenue				
	20 Loans from officers, directors, trustees, and other disqualified persons .				
	21 Mortgages and other notes payable (attach schedule)				
	22 Other liabilities (describe ▶)				
Net Assets or Fund Balances	23 Total liabilities (add lines 17 through 22)			NONE	
	Foundations that follow SFAS 117, check here ▶ <input type="checkbox"/> and complete lines 24 through 26 and lines 30 and 31.				
	24 Unrestricted				
	25 Temporarily restricted				
	26 Permanently restricted				
	Foundations that do not follow SFAS 117, . . . ▶ <input checked="" type="checkbox"/> check here and complete lines 27 through 31.				
	27 Capital stock, trust principal, or current funds		41,637,992.	37,456,945.	
	28 Paid-in or capital surplus, or land, bldg., and equipment fund				
	29 Retained earnings, accumulated income, endowment, or other funds . .				
	30 Total net assets or fund balances (see instructions)		41,637,992.	37,456,945.	
	31 Total liabilities and net assets/fund balances (see instructions)		41,637,992.	37,456,945.	

Part III Analysis of Changes in Net Assets or Fund Balances

1 Total net assets or fund balances at beginning of year - Part II, column (a), line 30 (must agree with end-of-year figure reported on prior year's return)	1	41,637,992.
2 Enter amount from Part I, line 27a	2	-4,911,084.
3 Other increases not included in line 2 (itemize) ▶ SEE STATEMENT 4	3	730,037.
4 Add lines 1, 2, and 3	4	37,456,945.
5 Decreases not included in line 2 (itemize) ▶	5	
6 Total net assets or fund balances at end of year (line 4 minus line 5) - Part II, column (b), line 30	6	37,456,945.

Form **990-PF** (2014)

Part IV Capital Gains and Losses for Tax on Investment Income

(a) List and describe the kind(s) of property sold (e.g., real estate, 2-story brick warehouse; or common stock, 200 shs. MLC Co.)			(b) How acquired P - Purchase D - Donation	(c) Date acquired (mo., day, yr.)	(d) Date sold (mo., day, yr.)
1a PUBLICLY TRADED SECURITIES					
b					
c					
d					
e					
(e) Gross sales price	(f) Depreciation allowed (or allowable)	(g) Cost or other basis plus expense of sale	(h) Gain or (loss) (e) plus (f) minus (g)		
a 21,598,007.		19,455,105.	2,142,902.		
b					
c					
d					
e					
Complete only for assets showing gain in column (h) and owned by the foundation on 12/31/69					
(i) F.M.V. as of 12/31/69	(j) Adjusted basis as of 12/31/69	(k) Excess of col. (i) over col. (j), if any	(l) Gains (Col. (h) gain minus col. (k), but not less than -0-) or Losses (from col. (h))		
a			2,142,902.		
b					
c					
d					
e					
2 Capital gain net income or (net capital loss) { If gain, also enter in Part I, line 7 If (loss), enter -0- in Part I, line 7 }			2	2,142,902.	
3 Net short-term capital gain or (loss) as defined in sections 1222(5) and (6): If gain, also enter in Part I, line 8, column (c) (see instructions). If (loss), enter -0- in Part I, line 8 }			3		

Part V Qualification Under Section 4940(e) for Reduced Tax on Net Investment Income

(For optional use by domestic private foundations subject to the section 4940(a) tax on net investment income.)

If section 4940(d)(2) applies, leave this part blank.

Was the foundation liable for the section 4942 tax on the distributable amount of any year in the base period? ☐ Yes ☒ No

If "Yes," the foundation does not qualify under section 4940(e). Do not complete this part.

(a) Base period years Calendar year (or tax year beginning in)	(b) Adjusted qualifying distributions	(c) Net value of noncharitable-use assets	(d) Distribution ratio (col. (b) divided by col. (c))
2013	8,330,346.	54,405,796.	0.153115
2012	7,927,928.	57,465,162.	0.137961
2011	8,973,558.	60,998,189.	0.147112
2010	8,978,776.	68,655,590.	0.130780
2009	9,089,441.	71,596,718.	0.126953
2 Total of line 1, column (d)			2 0.695921
3 Average distribution ratio for the 5-year base period - divide the total on line 2 by 5, or by the number of years the foundation has been in existence if less than 5 years			3 0.139184
4 Enter the net value of noncharitable-use assets for 2014 from Part X, line 5			4 47,688,415.
5 Multiply line 4 by line 3			5 6,637,464.
6 Enter 1% of net investment income (1% of Part I, line 27b)			6 26,421.
7 Add lines 5 and 6			7 6,663,885.
8 Enter qualifying distributions from Part XII, line 4 If line 8 is equal to or greater than line 7, check the box in Part VI, line 1b, and complete that part using a 1% tax rate. See the Part VI instructions.			8 7,515,746.

Part VI Excise Tax Based on Investment Income (Section 4940(a), 4940(b), 4940(e), or 4948 - see instructions)

1a Exempt operating foundations described in section 4940(d)(2), check here <input type="checkbox"/> and enter "N/A" on line 1. Date of ruling or determination letter: _____ (attach copy of letter if necessary - see instructions)	1	26,421.
b Domestic foundations that meet the section 4940(e) requirements in Part V, check here <input checked="" type="checkbox"/> and enter 1% of Part I, line 27b		
c All other domestic foundations enter 2% of line 27b. Exempt foreign organizations enter 4% of Part I, line 12, col. (b).		
2 Tax under section 511 (domestic section 4947(a)(1) trusts and taxable foundations only. Others enter -0-) . . .	2	
3 Add lines 1 and 2	3	26,421.
4 Subtitle A (income) tax (domestic section 4947(a)(1) trusts and taxable foundations only. Others enter -0-) . . .	4	NONE
5 Tax based on investment income. Subtract line 4 from line 3. If zero or less, enter -0-	5	26,421.
6 Credits/Payments:		
a 2014 estimated tax payments and 2013 overpayment credited to 2014	6a	67,062.
b Exempt foreign organizations - tax withheld at source	6b	NONE
c Tax paid with application for extension of time to file (Form 8868)	6c	1,000.
d Backup withholding erroneously withheld	6d	
7 Total credits and payments. Add lines 6a through 6d	7	68,062.
8 Enter any penalty for underpayment of estimated tax. Check here <input checked="" type="checkbox"/> if Form 2220 is attached	8	
9 Tax due. If the total of lines 5 and 8 is more than line 7, enter amount owed	9	
10 Overpayment. If line 7 is more than the total of lines 5 and 8, enter the amount overpaid	10	41,641.
11 Enter the amount of line 10 to be Credited to 2015 estimated tax <input type="checkbox"/> 41,641. Refunded <input type="checkbox"/> 11	11	

Part VII-A Statements Regarding Activities

	Yes	No
1a During the tax year, did the foundation attempt to influence any national, state, or local legislation or did it participate or intervene in any political campaign?		X
b Did it spend more than \$100 during the year (either directly or indirectly) for political purposes (see Instructions for the definition)? If the answer is "Yes" to 1a or 1b, attach a detailed description of the activities and copies of any materials published or distributed by the foundation in connection with the activities		X
c Did the foundation file Form 1120-POL for this year?		X
d Enter the amount (if any) of tax on political expenditures (section 4955) imposed during the year: (1) On the foundation. <input type="checkbox"/> \$ _____ (2) On foundation managers. <input type="checkbox"/> \$ _____		
e Enter the reimbursement (if any) paid by the foundation during the year for political expenditure tax imposed on foundation managers. <input type="checkbox"/> \$ _____		
2 Has the foundation engaged in any activities that have not previously been reported to the IRS? If "Yes," attach a detailed description of the activities.		X
3 Has the foundation made any changes, not previously reported to the IRS, in its governing instrument, articles of incorporation, or bylaws, or other similar instruments? If "Yes," attach a conformed copy of the changes		X
4a Did the foundation have unrelated business gross income of \$1,000 or more during the year?		X
b If "Yes," has it filed a tax return on Form 990-T for this year?		
5 Was there a liquidation, termination, dissolution, or substantial contraction during the year? If "Yes," attach the statement required by General Instruction T.		X
6 Are the requirements of section 508(e) (relating to sections 4941 through 4945) satisfied either: • By language in the governing instrument, or • By state legislation that effectively amends the governing instrument so that no mandatory directions that conflict with the state law remain in the governing instrument?	X	
7 Did the foundation have at least \$5,000 in assets at any time during the year? If "Yes," complete Part II, col. (c), and Part XV	X	
8a Enter the states to which the foundation reports or with which it is registered (see instructions) <input type="checkbox"/> FL		
b If the answer is "Yes" to line 7, has the foundation furnished a copy of Form 990-PF to the Attorney General (or designate) of each state as required by General Instruction G? If "No," attach explanation	X	
9 Is the foundation claiming status as a private operating foundation within the meaning of section 4942(j)(3) or 4942(j)(5) for calendar year 2014 or the taxable year beginning in 2014 (see instructions for Part XIV)? If "Yes," complete Part XIV.		X
10 Did any persons become substantial contributors during the tax year? If "Yes," attach a schedule listing their names and addresses		X

Part VII-A Statements Regarding Activities (continued)

11	At any time during the year, did the foundation, directly or indirectly, own a controlled entity within the meaning of section 512(b)(13)? If "Yes," attach schedule (see instructions)	11		X
12	Did the foundation make a distribution to a donor advised fund over which the foundation or a disqualified person had advisory privileges? If "Yes," attach statement (see instructions)	12		X
13	Did the foundation comply with the public inspection requirements for its annual returns and exemption application?	13	X	
Website address ▶ N/A				
14	The books are in care of ▶ JPMORGAN CHASE BANK, NA Telephone no. ▶ (866) 888-5157			
	Located at ▶ 10 SOUTH DEARBORN IL1-0117, CHICAGO, IL ZIP+4 ▶ 60603			
15	Section 4947(a)(1) nonexempt charitable trusts filing Form 990-PF in lieu of Form 1041 - Check here ▶ 15			
16	At any time during calendar year 2014, did the foundation have an interest in or a signature or other authority over a bank, securities, or other financial account in a foreign country?	16	Yes	No X
See the instructions for exceptions and filing requirements for FinCEN Form 114, (formerly TD F 90-22.1). If "Yes," enter the name of the foreign country ▶				

Part VII-B Statements Regarding Activities for Which Form 4720 May Be Required**File Form 4720 if any item is checked in the "Yes" column, unless an exception applies.**

	Yes	No
1a During the year did the foundation (either directly or indirectly)		
(1) Engage in the sale or exchange, or leasing of property with a disqualified person?	<input type="checkbox"/> Yes	<input checked="" type="checkbox"/> No
(2) Borrow money from, lend money to, or otherwise extend credit to (or accept it from) a disqualified person?	<input type="checkbox"/> Yes	<input checked="" type="checkbox"/> No
(3) Furnish goods, services, or facilities to (or accept them from) a disqualified person?	<input type="checkbox"/> Yes	<input checked="" type="checkbox"/> No
(4) Pay compensation to, or pay or reimburse the expenses of, a disqualified person?	<input checked="" type="checkbox"/> Yes	<input type="checkbox"/> No
(5) Transfer any income or assets to a disqualified person (or make any of either available for the benefit or use of a disqualified person)?	<input type="checkbox"/> Yes	<input checked="" type="checkbox"/> No
(6) Agree to pay money or property to a government official? (Exception. Check "No" if the foundation agreed to make a grant to or to employ the official for a period after termination of government service, if terminating within 90 days.)	<input type="checkbox"/> Yes	<input checked="" type="checkbox"/> No
b If any answer is "Yes" to 1a(1)-(6), did any of the acts fail to qualify under the exceptions described in Regulations section 53.4941(d)-3 or in a current notice regarding disaster assistance (see instructions)?	1b	X
Organizations relying on a current notice regarding disaster assistance check here ▶ <input type="checkbox"/>		
c Did the foundation engage in a prior year in any of the acts described in 1a, other than excepted acts, that were not corrected before the first day of the tax year beginning in 2014?	1c	X
2 Taxes on failure to distribute income (section 4942) (does not apply for years the foundation was a private operating foundation defined in section 4942(j)(3) or 4942(j)(5)):		
a At the end of tax year 2014, did the foundation have any undistributed income (lines 6d and 6e, Part XIII) for tax year(s) beginning before 2014?	<input type="checkbox"/> Yes	<input checked="" type="checkbox"/> No
If "Yes," list the years ▶		
b Are there any years listed in 2a for which the foundation is not applying the provisions of section 4942(a)(2) (relating to incorrect valuation of assets) to the year's undistributed income? (If applying section 4942(a)(2) to all years listed, answer "No" and attach statement - see instructions.)	2b	X
c If the provisions of section 4942(a)(2) are being applied to any of the years listed in 2a, list the years here. ▶		
3a Did the foundation hold more than a 2% direct or indirect interest in any business enterprise at any time during the year?	<input type="checkbox"/> Yes	<input checked="" type="checkbox"/> No
b If "Yes," did it have excess business holdings in 2014 as a result of (1) any purchase by the foundation or disqualified persons after May 26, 1969, (2) the lapse of the 5-year period (or longer period approved by the Commissioner under section 4943(c)(7)) to dispose of holdings acquired by gift or bequest; or (3) the lapse of the 10-, 15-, or 20-year first phase holding period? (Use Schedule C, Form 4720, to determine if the foundation had excess business holdings in 2014)	3b	
4a Did the foundation invest during the year any amount in a manner that would jeopardize its charitable purposes?	4a	X
b Did the foundation make any investment in a prior year (but after December 31, 1969) that could jeopardize its charitable purpose that had not been removed from jeopardy before the first day of the tax year beginning in 2014?	4b	X

Part VII-B Statements Regarding Activities for Which Form 4720 May Be Required (continued)**5a** During the year did the foundation pay or incur any amount to:(1) Carry on propaganda, or otherwise attempt to influence legislation (section 4945(e))? ☐ Yes ☒ No(2) Influence the outcome of any specific public election (see section 4955); or to carry on, directly or indirectly, any voter registration drive? ☐ Yes ☒ No(3) Provide a grant to an individual for travel, study, or other similar purposes? ☐ Yes ☒ No(4) Provide a grant to an organization other than a charitable, etc., organization described in section 4945(d)(4)(A)? (see instructions). ☐ Yes ☒ No(5) Provide for any purpose other than religious, charitable, scientific, literary, or educational purposes, or for the prevention of cruelty to children or animals? ☐ Yes ☒ No**b** If any answer is "Yes" to 5a(1)-(5), did any of the transactions fail to qualify under the exceptions described in Regulations section 53.4945 or in a current notice regarding disaster assistance (see instructions)? ☐ **5b**Organizations relying on a current notice regarding disaster assistance check here ☐**c** If the answer is "Yes" to question 5a(4), does the foundation claim exemption from the tax because it maintained expenditure responsibility for the grant? ☐ Yes ☐ No

If "Yes," attach the statement required by Regulations section 53.4945-5(d).

6a Did the foundation, during the year, receive any funds, directly or indirectly, to pay premiums on a personal benefit contract? ☐ Yes ☒ No**b** Did the foundation, during the year, pay premiums, directly or indirectly, on a personal benefit contract? ☐ **6b** ☒

If "Yes" to 6b, file Form 8870

7a At any time during the tax year, was the foundation a party to a prohibited tax shelter transaction? ☐ Yes ☒ No**b** If "Yes," did the foundation receive any proceeds or have any net income attributable to the transaction? ☐ **7b****Part VIII Information About Officers, Directors, Trustees, Foundation Managers, Highly Paid Employees, and Contractors****1** List all officers, directors, trustees, foundation managers and their compensation (see instructions).

(a) Name and address	(b) Title, and average hours per week devoted to position	(c) Compensation (If not paid, enter -0-)	(d) Contributions to employee benefit plans and deferred compensation	(e) Expense account, other allowances
JP MORGAN CHASE BANK, NA 10 S DEARBORN IL1-0117, CHICAGO, IL 60603	TRUSTEE 30	308,277.	-0-	-0-

2 Compensation of five highest-paid employees (other than those included on line 1 - see instructions). If none, enter "NONE."

(a) Name and address of each employee paid more than \$50,000	(b) Title, and average hours per week devoted to position	(c) Compensation	(d) Contributions to employee benefit plans and deferred compensation	(e) Expense account, other allowances
NONE		-0-	-0-	-0-

Total number of other employees paid over \$50,000 ☐ **NONE**

Form 990-PF (2014)

Part VIII Information About Officers, Directors, Trustees, Foundation Managers, Highly Paid Employees, and Contractors (continued)**3 Five highest-paid independent contractors for professional services** (see instructions). If none, enter "NONE."

(a) Name and address of each person paid more than \$50,000	(b) Type of service	(c) Compensation
NONE		NONE
Total number of others receiving over \$50,000 for professional services		NONE

Part IX-A Summary of Direct Charitable Activities

List the foundation's four largest direct charitable activities during the tax year. Include relevant statistical information such as the number of organizations and other beneficiaries served, conferences convened, research papers produced, etc.	Expenses
1 N/A	
2	
3	
4	

Part IX-B Summary of Program-Related Investments (see instructions)

Describe the two largest program-related investments made by the foundation during the tax year on lines 1 and 2.	Amount
1 N/A	
2	
All other program-related investments See instructions.	
3 NONE	
Total. Add lines 1 through 3	

Part X Minimum Investment Return (All domestic foundations must complete this part. Foreign foundations, see instructions.)

1	Fair market value of assets not used (or held for use) directly in carrying out charitable, etc., purposes:		
a	Average monthly fair market value of securities	1a	46,831,844.
b	Average of monthly cash balances	1b	1,582,791.
c	Fair market value of all other assets (see instructions).	1c	NONE
d	Total (add lines 1a, b, and c)	1d	48,414,635.
e	Reduction claimed for blockage or other factors reported on lines 1a and 1c (attach detailed explanation)	1e	
2	Acquisition indebtedness applicable to line 1 assets	2	NONE
3	Subtract line 2 from line 1d	3	48,414,635.
4	Cash deemed held for charitable activities. Enter 1 1/2% of line 3 (for greater amount, see instructions).	4	726,220.
5	Net value of noncharitable-use assets. Subtract line 4 from line 3. Enter here and on Part V, line 4	5	47,688,415.
6	Minimum investment return. Enter 5% of line 5	6	2,384,421.

Part XI Distributable Amount (see instructions) (Section 4942(j)(3) and (j)(5) private operating foundations and certain foreign organizations check here ☐ and do not complete this part.)

1	Minimum investment return from Part X, line 6	1	2,384,421.
2a	Tax on investment income for 2014 from Part VI, line 5	2a	26,421.
b	Income tax for 2014. (This does not include the tax from Part VI.)	2b	
c	Add lines 2a and 2b	2c	26,421.
3	Distributable amount before adjustments. Subtract line 2c from line 1	3	2,358,000.
4	Recoveries of amounts treated as qualifying distributions	4	685,000.
5	Add lines 3 and 4	5	3,043,000.
6	Deduction from distributable amount (see instructions).	6	NONE
7	Distributable amount as adjusted. Subtract line 6 from line 5. Enter here and on Part XIII, line 1	7	3,043,000.

Part XII Qualifying Distributions (see instructions)

1	Amounts paid (including administrative expenses) to accomplish charitable, etc., purposes:		
a	Expenses, contributions, gifts, etc. - total from Part I, column (d), line 26	1a	7,515,746.
b	Program-related investments - total from Part IX-B	1b	
2	Amounts paid to acquire assets used (or held for use) directly in carrying out charitable, etc., purposes	2	NONE
3	Amounts set aside for specific charitable projects that satisfy the:		
a	Suitability test (prior IRS approval required)	3a	NONE
b	Cash distribution test (attach the required schedule)	3b	NONE
4	Qualifying distributions. Add lines 1a through 3b. Enter here and on Part V, line 8, and Part XIII, line 4	4	7,515,746.
5	Foundations that qualify under section 4940(e) for the reduced rate of tax on net investment income. Enter 1% of Part I, line 27b (see instructions)	5	26,421.
6	Adjusted qualifying distributions. Subtract line 5 from line 4	6	7,489,325.

Note. The amount on line 6 will be used in Part V, column (b), in subsequent years when calculating whether the foundation qualifies for the section 4940(e) reduction of tax in those years.

Part XIII Undistributed Income (see instructions)

	(a) Corpus	(b) Years prior to 2013	(c) 2013	(d) 2014
1 Distributable amount for 2014 from Part XI, line 7				3,043,000.
2 Undistributed income, if any, as of the end of 2014				
a Enter amount for 2013 only			NONE	
b Total for prior years 20 <u>12</u> , 20 <u> </u> , 20 <u> </u>		NONE		
3 Excess distributions carryover, if any, to 2014				
a From 2009	5,529,781.			
b From 2010	5,598,038.			
c From 2011	5,985,215.			
d From 2012	5,144,038.			
e From 2013	5,646,822.			
f Total of lines 3a through e	27,903,894.			
4 Qualifying distributions for 2014 from Part XII, line 4 ▶ \$ <u>7,515,746.</u>				
a Applied to 2013, but not more than line 2a			NONE	
b Applied to undistributed income of prior years (Election required - see instructions)		NONE		
c Treated as distributions out of corpus (Election required - see instructions)	NONE			
d Applied to 2014 distributable amount				3,043,000.
e Remaining amount distributed out of corpus	4,472,746.			
5 Excess distributions carryover applied to 2014 . (If an amount appears in column (d), the same amount must be shown in column (a).)	NONE			NONE
6 Enter the net total of each column as indicated below:				
a Corpus. Add lines 3f, 4c, and 4e. Subtract line 5	32,376,640.			
b Prior years' undistributed income. Subtract line 4b from line 2b		NONE		
c Enter the amount of prior years' undistributed income for which a notice of deficiency has been issued, or on which the section 4942(a) tax has been previously assessed		NONE		
d Subtract line 6c from line 6b. Taxable amount - see instructions		NONE		
e Undistributed income for 2013. Subtract line 4a from line 2a. Taxable amount - see instructions			NONE	
f Undistributed income for 2014. Subtract lines 4d and 5 from line 1. This amount must be distributed in 2015				NONE
7 Amounts treated as distributions out of corpus to satisfy requirements imposed by section 170(b)(1)(F) or 4942(g)(3) (Election may be required - see instructions)	NONE			
8 Excess distributions carryover from 2009 not applied on line 5 or line 7 (see instructions)	5,529,781.			
9 Excess distributions carryover to 2015. Subtract lines 7 and 8 from line 6a	26,846,859.			
10 Analysis of line 9:				
a Excess from 2010	5,598,038.			
b Excess from 2011	5,985,215.			
c Excess from 2012	5,144,038.			
d Excess from 2013	5,646,822.			
e Excess from 2014	4,472,746.			

Part XIV Private Operating Foundations (see instructions and Part VII-A, question 9)

NOT APPLICABLE

1a If the foundation has received a ruling or determination letter that it is a private operating foundation, and the ruling is effective for 2014, enter the date of the ruling

b Check box to indicate whether the foundation is a private operating foundation described in section 4942(j)(3) or 4942(j)(5)

	Tax year	Prior 3 years			(e) Total
	(a) 2014	(b) 2013	(c) 2012	(d) 2011	
2a Enter the lesser of the adjusted net income from Part I or the minimum investment return from Part X for each year listed					
b 85% of line 2a					
c Qualifying distributions from Part XII, line 4 for each year listed					
d Amounts included in line 2c not used directly for active conduct of exempt activities					
e Qualifying distributions made directly for active conduct of exempt activities. Subtract line 2d from line 2c					
3 Complete 3a, b, or c for the alternative test relied upon:					
a "Assets" alternative test - enter:					
(1) Value of all assets					
(2) Value of assets qualifying under section 4942(j)(3)(B)(i).					
b "Endowment" alternative test - enter 2/3 of minimum investment return shown in Part X, line 6 for each year listed					
c "Support" alternative test - enter:					
(1) Total support other than gross investment income (interest, dividends, rents, payments on securities loans (section 512(a)(5)), or royalties).					
(2) Support from general public and 5 or more exempt organizations as provided in section 4942(j)(3)(B)(iii).					
(3) Largest amount of support from an exempt organization.					
(4) Gross investment income					

Part XV Supplementary Information (Complete this part only if the foundation had \$5,000 or more in assets at any time during the year - see instructions.)**1 Information Regarding Foundation Managers:**

a List any managers of the foundation who have contributed more than 2% of the total contributions received by the foundation before the close of any tax year (but only if they have contributed more than \$5,000). (See section 507(d)(2).)

N/A

b List any managers of the foundation who own 10% or more of the stock of a corporation (or an equally large portion of the ownership of a partnership or other entity) of which the foundation has a 10% or greater interest.

N/A

2 Information Regarding Contribution, Grant, Gift, Loan, Scholarship, etc., Programs:

Check here ☐ if the foundation only makes contributions to preselected charitable organizations and does not accept unsolicited requests for funds. If the foundation makes gifts, grants, etc. (see instructions) to individuals or organizations under other conditions, complete items 2a, b, c, and d.

a The name, address, and telephone number or e-mail address of the person to whom applications should be addressed:

SEE STATEMENT 5

b The form in which applications should be submitted and information and materials they should include:

SEE ATTACHED STATEMENT FOR LINE 2

c Any submission deadlines:

SEE ATTACHED STATEMENT FOR LINE 2

d Any restrictions or limitations on awards, such as by geographical areas, charitable fields, kinds of institutions, or other factors:

SEE ATTACHED STATEMENT FOR LINE 2

Part XV Supplementary Information (continued)**3 Grants and Contributions Paid During the Year or Approved for Future Payment**

Recipient	If recipient is an individual, show any relationship to any foundation manager or substantial contributor	Foundation status of recipient	Purpose of grant or contribution	Amount
Name and address (home or business)				
a Paid during the year				
SEE STATEMENT 44				7,438,000.
Total			▶ 3a	7,438,000.
b Approved for future payment				
Total			▶ 3b	

Part XVII Information Regarding Transfers To and Transactions and Relationships With Noncharitable Exempt Organizations

- | 1 Did the organization directly or indirectly engage in any of the following with any other organization described in section 501(c) of the Code (other than section 501(c)(3) organizations) or in section 527, relating to political organizations? | | Yes | No |
|---|--|-------|----|
| a | Transfers from the reporting foundation to a noncharitable exempt organization of: | | |
| | (1) Cash | 1a(1) | X |
| | (2) Other assets | 1a(2) | X |
| b | Other transactions: | | |
| | (1) Sales of assets to a noncharitable exempt organization | 1b(1) | X |
| | (2) Purchases of assets from a noncharitable exempt organization | 1b(2) | X |
| | (3) Rental of facilities, equipment, or other assets | 1b(3) | X |
| | (4) Reimbursement arrangements | 1b(4) | X |
| | (5) Loans or loan guarantees | 1b(5) | X |
| | (6) Performance of services or membership or fundraising solicitations | 1b(6) | X |
| c | Sharing of facilities, equipment, mailing lists, other assets, or paid employees | 1c | X |
| d | If the answer to any of the above is "Yes," complete the following schedule. Column (b) should always show the fair market value of the goods, other assets, or services given by the reporting foundation. If the foundation received less than fair market value in any transaction or sharing arrangement, show in column (d) the value of the goods, other assets, or services received. | | |

[illegible]

- 2a** Is the foundation directly or indirectly affiliated with, or related to, one or more tax-exempt organizations described in section 501(c) of the Code (other than section 501(c)(3)) or in section 527? ☐ Yes ☒ No
- b** If "Yes," complete the following schedule.

(a) Name of organization	(b) Type of organization	(c) Description of relationship

Under penalties of perjury, I declare that I have examined this return, including accompanying schedules and statements, and to the best of my knowledge and belief, it is true, correct, and complete. Declaration of preparer (other than taxpayer) is based on all information of which preparer has any knowledge.

**Sign
Here**

► The Ben

VICE PRESIDENT

08/31/2016
Date

 _____
Title

May the IRS discuss this return with the preparer shown below (see instructions)? ☒ Yes ☐ No

**Paid
Preparer
Use Only**

Print/Type preparer's name

CHRISTOPHER CHIZMAR

Preparer's signature

Christopher S Chizmar

Date	
------	--

08/31/2016

Check <input type="checkbox"/>	if
self-employed	

PTIN

P01220103

Firm's name ► DELOITTE TAX LLP

Firm's EIN	▶ 86-1065772
------------	--------------

Firm's address ► 127 PUBLIC SQUARE
CLEVELAND, OH

44114

Phone no. 216-589-5461

BEATRICE P DELANY CHAR TR P68797003

13-6748171

FORM 990PF, PART I - DIVIDENDS AND INTEREST FROM SECURITIES

=====

DESCRIPTION -----	REVENUE AND EXPENSES PER BOOKS -----	NET INVESTMENT INCOME -----
DIVIDENDS & INTEREST	743,184.	740,063.
	-----	-----
TOTAL	743,184.	740,063.
	=====	=====

BEATRICE P DELANY CHAR TR P68797003

13-6748171

FORM 990PF, PART I - OTHER INCOME

=====

DESCRIPTION -----	REVENUE AND EXPENSES PER BOOKS -----	NET INVESTMENT INCOME -----
OTHER INCOME	121.	121.
DEFERRED INCOME	399.	
	-----	-----
TOTALS	520.	121.
	=====	=====

BEATRICE P DELANY CHAR TR P68797003

13-6748171

FORM 990PF, PART I - TAXES

=====

DESCRIPTION -----	REVENUE AND EXPENSES PER BOOKS -----	NET INVESTMENT INCOME -----
FOREIGN TAXES	131.	131.
FEDERAL TAX PAYMENT - PRIOR YE	41,000.	
FOREIGN TAXES ON QUALIFIED FOR	9,131.	9,131.
FOREIGN TAXES ON NONQUALIFIED	474.	474.
	-----	-----
TOTALS	50,736.	9,736.
	=====	=====

FORM 990PF, PART III - OTHER INCREASES IN NET WORTH OR FUND BALANCES

=====

COST BASIS ADJUSTMENT

45,037.

RECOVERIES OF QUALIFYING DISTRIBUTIONS

685,000.

TOTAL

730,037.

=====

BEATRICE P DELANY CHAR TR P68797003
FORM 990PF, PART XV - LINES 2a - 2d
=====

13-6748171

RECIPIENT NAME:

JOHN J POWERS, C/O JPMORGAN CHASE BK

ADDRESS:

270 PARK AVENUE

NEW YORK, NY 10154

FORM, INFORMATION AND MATERIALS:

N/A

SUBMISSION DEADLINES:

N/A

RESTRICTIONS OR LIMITATIONS ON AWARDS:

N/A

STATEMENT 5

BEATRICE P DELANY CHAR TR P68797003 13-6748171
FORM 990PF, PART XV, LINE 3a - CONTRIBUTIONS, GIFTS, GRANTS PAID
=====

RECIPIENT NAME:
GEORGETOWN UNIVERSITY
ADDRESS:
3700 O ST NW
, WA 20057
RELATIONSHIP:
NONE
PURPOSE OF GRANT:
GENERAL
FOUNDATION STATUS OF RECIPIENT:
PC
AMOUNT OF GRANT PAID1,300,000.

RECIPIENT NAME:
LAKE VIEW PRESBYTERIAN CHURCH
ADDRESS:
716 W ADDISON ST
Chicago, IL 60613
RELATIONSHIP:
NONE
PURPOSE OF GRANT:
GENERAL
FOUNDATION STATUS OF RECIPIENT:
PC
AMOUNT OF GRANT PAID 175,000.

RECIPIENT NAME:
ILLINOIS INSTITUTE OF TECHNOLOGY
ADDRESS:
3300 S FEDERAL ST,
Chicago, IL 60616
RELATIONSHIP:
NONE
PURPOSE OF GRANT:
GENERAL
FOUNDATION STATUS OF RECIPIENT:
PC
AMOUNT OF GRANT PAID1,050,000.

BEATRICE P DELANY CHAR TR P68797003

13-6748171

FORM 990PF, PART XV, LINE 3a - CONTRIBUTIONS, GIFTS, GRANTS PAID

RECIPIENT NAME:

UNIVERSITY MEDICAL CENTER

ADDRESS:

1753 WEST CONGRESS PARKWAY

Chicago, IL 60612

RELATIONSHIP:

NONE

PURPOSE OF GRANT:

GENERAL

FOUNDATION STATUS OF RECIPIENT:

PC

AMOUNT OF GRANT PAID 250,000.

RECIPIENT NAME:

THE DEVEREUX FOUNDATION

ADDRESS:

444 DEVEREUX DRIVE

Villanova, PA, PA 19085

RELATIONSHIP:

NONE

PURPOSE OF GRANT:

GENERAL

FOUNDATION STATUS OF RECIPIENT:

PC

AMOUNT OF GRANT PAID 625,000.

RECIPIENT NAME:

THE NIGHT MINISTRY

ADDRESS:

4711 N RAVENSWOOD AVE,

Chicago, IL 60640

RELATIONSHIP:

NONE

PURPOSE OF GRANT:

GENERAL

FOUNDATION STATUS OF RECIPIENT:

PC

AMOUNT OF GRANT PAID 900,000.

RECIPIENT NAME:
LOYOLA ACADEMY

ADDRESS:
1100 LARAMIE AVE,
Wilmette, IL 60091

RELATIONSHIP:
NONE

PURPOSE OF GRANT:
GENERAL

FOUNDATION STATUS OF RECIPIENT:
PC

AMOUNT OF GRANT PAID 100,000.

RECIPIENT NAME:
REHABILITATION INSTITUTE OF CHICAGO

ADDRESS:
345 E SUPERIOR ST,
Chicago, IL 60611

RELATIONSHIP:
NONE

PURPOSE OF GRANT:
GENERAL

FOUNDATION STATUS OF RECIPIENT:
PC

AMOUNT OF GRANT PAID 200,000.

RECIPIENT NAME:
CHICAGO SYMPHONY ORCHESTRA

ADDRESS:
220 S MICHIGAN AVE,
Chicago, IL 60604

RELATIONSHIP:
NONE

PURPOSE OF GRANT:
GENERAL

FOUNDATION STATUS OF RECIPIENT:
PC

AMOUNT OF GRANT PAID 150,000.

BEATRICE P DELANY CHAR TR P68797003 13-6748171
FORM 990PF, PART XV, LINE 3a - CONTRIBUTIONS, GIFTS, GRANTS PAID
=====

RECIPIENT NAME:
WOODLANDS ACADEMY OF THE
SACRED HEART
ADDRESS:
760 E WESTLEIGH RD,
Lake Forest, IL 60045
RELATIONSHIP:
NONE
PURPOSE OF GRANT:
GENERAL
FOUNDATION STATUS OF RECIPIENT:
PC
AMOUNT OF GRANT PAID 200,000.

RECIPIENT NAME:
UNIVERSITY OF CHICAGO
ADDRESS:
5801 S ELLIS AVE,
Chicago, IL 60637
RELATIONSHIP:
NONE
PURPOSE OF GRANT:
GENERAL
FOUNDATION STATUS OF RECIPIENT:
PC
AMOUNT OF GRANT PAID 200,000.

RECIPIENT NAME:
COLGATE UNIVERSITY
ADDRESS:
13 OAK DR,
Hamilton, NY 13346
RELATIONSHIP:
NONE
PURPOSE OF GRANT:
GENERAL
FOUNDATION STATUS OF RECIPIENT:
PC
AMOUNT OF GRANT PAID 25,000.

FORM 990PF, PART XV, LINE 3a - CONTRIBUTIONS, GIFTS, GRANTS PAID

RECIPIENT NAME:

CHICAGO HOPE ACADEMY

ADDRESS:

2189 W BOWLER ST,
Chicago, IL 60612

RELATIONSHIP:

NONE

PURPOSE OF GRANT:

GENERAL

FOUNDATION STATUS OF RECIPIENT:

PC

AMOUNT OF GRANT PAID 40,000.

RECIPIENT NAME:

DARTMOUTH COLLEGE

ADDRESS:

HANOVER
, NH 03755

RELATIONSHIP:

NONE

PURPOSE OF GRANT:

GENERAL

FOUNDATION STATUS OF RECIPIENT:

PC

AMOUNT OF GRANT PAID 25,000.

RECIPIENT NAME:

MCGAW YMCA

ADDRESS:

1000 GROVER ST,
Evanston, IL 60201

RELATIONSHIP:

NONE

PURPOSE OF GRANT:

GENERAL

FOUNDATION STATUS OF RECIPIENT:

PC

AMOUNT OF GRANT PAID 50,000.

FORM 990PF, PART XV, LINE 3a - CONTRIBUTIONS, GIFTS, GRANTS PAID

=====

RECIPIENT NAME:

LURIE CHILDREN'S FOUNDATION

ADDRESS:

225 E CHICAGO AVE

Chicago, IL 60611

RELATIONSHIP:

NONE

PURPOSE OF GRANT:

GENERAL

FOUNDATION STATUS OF RECIPIENT:

PC

AMOUNT OF GRANT PAID 40,000.

RECIPIENT NAME:

LYRIC OPERA OF CHICAGO

ADDRESS:

CIVIC OPERA BUILDING,

20 N upper Wacker Dr, IL 60606

RELATIONSHIP:

NONE

PURPOSE OF GRANT:

GENERAL

FOUNDATION STATUS OF RECIPIENT:

PC

AMOUNT OF GRANT PAID 75,000.

RECIPIENT NAME:

CHICAGO SYNFONIETTA

ADDRESS:

70 E LAKE ST#1430

Chicago, IL 60601

RELATIONSHIP:

NONE

PURPOSE OF GRANT:

GENERAL

FOUNDATION STATUS OF RECIPIENT:

PC

AMOUNT OF GRANT PAID 25,000.

FORM 990PF, PART XV, LINE 3a - CONTRIBUTIONS, GIFTS, GRANTS PAID

RECIPIENT NAME:

ST. PAUL'S SCHOOL

ADDRESS:

325 PLEASANT ST,
Concord, NH 03301

RELATIONSHIP:

NONE

PURPOSE OF GRANT:

GENERAL

FOUNDATION STATUS OF RECIPIENT:

PC

AMOUNT OF GRANT PAID 25,000.

RECIPIENT NAME:

TENACITY, INC

ADDRESS:

38 EVERETT ST,
Boston, MA 02134

RELATIONSHIP:

NONE

PURPOSE OF GRANT:

GENERAL

FOUNDATION STATUS OF RECIPIENT:

PC

AMOUNT OF GRANT PAID 50,000.

RECIPIENT NAME:

TRINITY BOSTON FOUNDATION

ADDRESS:

206 CLARENDON ST,
Boston, MA 02116

RELATIONSHIP:

NONE

PURPOSE OF GRANT:

GENERAL

FOUNDATION STATUS OF RECIPIENT:

PC

AMOUNT OF GRANT PAID 60,000.

FORM 990PF, PART XV, LINE 3a - CONTRIBUTIONS, GIFTS, GRANTS PAID

RECIPIENT NAME:

TRINITY CHURCH BOSTON

ADDRESS:

206 CLARENDON ST

Boston, MA 02116

RELATIONSHIP:

NONE

PURPOSE OF GRANT:

GENERAL

FOUNDATION STATUS OF RECIPIENT:

PC

AMOUNT OF GRANT PAID 62,500.

RECIPIENT NAME:

BIG SHOULDERS FUND

ADDRESS:

212 W VAN BUREN ST#900

Chicago, IL 60607

RELATIONSHIP:

NONE

PURPOSE OF GRANT:

GENERAL

FOUNDATION STATUS OF RECIPIENT:

PC

AMOUNT OF GRANT PAID 125,000.

RECIPIENT NAME:

BOYS HOPE/GIRLS HOPE OF ILLINOIS

ADDRESS:

LOYOLA ACADEMY,

1100 Laramie Ave, Wilme, IL 60091

RELATIONSHIP:

NONE

PURPOSE OF GRANT:

GENERAL

FOUNDATION STATUS OF RECIPIENT:

PC

AMOUNT OF GRANT PAID 50,000.

FORM 990PF, PART XV, LINE 3a - CONTRIBUTIONS, GIFTS, GRANTS PAID

RECIPIENT NAME:

LAKEVIEW ACADEMY

ADDRESS:

796 LAKEVIEW DR, GAINEVILLE
, GA 30501

RELATIONSHIP:

NONE

PURPOSE OF GRANT:

GENERAL

FOUNDATION STATUS OF RECIPIENT:

PC

AMOUNT OF GRANT PAID 45,000.

RECIPIENT NAME:

LINK UNLIMITED

ADDRESS:

2221 S STATE ST, CHICAGO
, IL 60616

RELATIONSHIP:

NONE

PURPOSE OF GRANT:

GENERAL

FOUNDATION STATUS OF RECIPIENT:

PC

AMOUNT OF GRANT PAID 20,000.

RECIPIENT NAME:

CHICAGO PHILHARMONIC SOCIETY

ADDRESS:

401 SOUTH LASALLE STREET, SUITE 160
Chicago, IL 60605

RELATIONSHIP:

NONE

PURPOSE OF GRANT:

GENERAL

FOUNDATION STATUS OF RECIPIENT:

PC

AMOUNT OF GRANT PAID 20,000.

BEATRICE P DELANY CHAR TR P68797003 13-6748171
FORM 990PF, PART XV, LINE 3a - CONTRIBUTIONS, GIFTS, GRANTS PAID
=====

RECIPIENT NAME:

ILLINOIS INSTITUTE OF TECHNOLOGY

ADDRESS:

3300 S FEDERAL ST,
Chicago, IL 60616

RELATIONSHIP:

NONE

PURPOSE OF GRANT:

GENERAL

FOUNDATION STATUS OF RECIPIENT:

PC

AMOUNT OF GRANT PAID 15,000.

RECIPIENT NAME:

THE SOCIETY OF ST. JOHN THE
EVANGELIST

ADDRESS:

980 MEMORIAL DR,
Cambridge, MA 02138

RELATIONSHIP:

NONE

PURPOSE OF GRANT:

GENERAL

FOUNDATION STATUS OF RECIPIENT:

PC

AMOUNT OF GRANT PAID 33,000.

RECIPIENT NAME:

BETTY FORD CENTER AT EISENHOWER

ADDRESS:

EISENHOWER MEDICAL CENTER,
39000 Bob Hope Dr, Ran, CA 92270

RELATIONSHIP:

NONE

PURPOSE OF GRANT:

GENERAL

FOUNDATION STATUS OF RECIPIENT:

PC

AMOUNT OF GRANT PAID 15,000.

BEATRICE P DELANY CHAR TR P68797003 13-6748171
FORM 990PF, PART XV, LINE 3a - CONTRIBUTIONS, GIFTS, GRANTS PAID
=====

RECIPIENT NAME:

LOYOLA STRITCH SCHOOL OF MEDICINE

ADDRESS:

2160 S 1ST AVE, MAYWOOD
, IL 60153

RELATIONSHIP:

NONE

PURPOSE OF GRANT:

GENERAL

FOUNDATION STATUS OF RECIPIENT:

PC

AMOUNT OF GRANT PAID 15,000.

RECIPIENT NAME:

MARINE CORPS SCHOLARSHIP

ADDRESS:

909 N. WASHINGTON STREET, SUITE 400
Alexandria, WA 22314

RELATIONSHIP:

NONE

PURPOSE OF GRANT:

GENERAL

FOUNDATION STATUS OF RECIPIENT:

PC

AMOUNT OF GRANT PAID 10,000.

RECIPIENT NAME:

ST. ANDREW'S CHURCH

ADDRESS:

311N RAYMOND AVE, PASADENA
, CA 91103

RELATIONSHIP:

NONE

PURPOSE OF GRANT:

GENERAL

FOUNDATION STATUS OF RECIPIENT:

PC

AMOUNT OF GRANT PAID 20,000.

RECIPIENT NAME:
UNIVERSITY OF DAYTON
ADDRESS:
300 COLLEGE PARK, DAYTON
, OH 45469
RELATIONSHIP:
NONE
PURPOSE OF GRANT:
GENERAL
FOUNDATION STATUS OF RECIPIENT:
PC
AMOUNT OF GRANT PAID 10,000.

RECIPIENT NAME:
UNIVERSITY OF PENNSYLVANIA
ADDRESS:
PHILADELPHIA
, PA 19104
RELATIONSHIP:
NONE
PURPOSE OF GRANT:
GENERAL
FOUNDATION STATUS OF RECIPIENT:
PC
AMOUNT OF GRANT PAID 10,000.

RECIPIENT NAME:
CONSORTIUM OF CATHOLIC ACADEMIES
ADDRESS:
5001 EASTERN AVENUE
Hyattsville, MD 20782
RELATIONSHIP:
NONE
PURPOSE OF GRANT:
GENERAL
FOUNDATION STATUS OF RECIPIENT:
PC
AMOUNT OF GRANT PAID 10,000.

BEATRICE P DELANY CHAR TR P68797003 13-6748171
FORM 990PF, PART XV, LINE 3a - CONTRIBUTIONS, GIFTS, GRANTS PAID
=====

RECIPIENT NAME:

DALIT SOLIDARITY

ADDRESS:

1851 S. NINTH AVENUE

Maywood, IL 60153

RELATIONSHIP:

NONE

PURPOSE OF GRANT:

GENERAL

FOUNDATION STATUS OF RECIPIENT:

PC

AMOUNT OF GRANT PAID 10,000.

RECIPIENT NAME:

GREGORIAN UNIVERSITY

ADDRESS:

1016 W 56TH STREET

, NY 10019

RELATIONSHIP:

NONE

PURPOSE OF GRANT:

GENERAL

FOUNDATION STATUS OF RECIPIENT:

PC

AMOUNT OF GRANT PAID 10,000.

RECIPIENT NAME:

HOPE, EDUCATION AND OUTREACH OF

ST. SABINA

ADDRESS:

1210 W 78TH PLACE

Chicago, IL 60620

RELATIONSHIP:

NONE

PURPOSE OF GRANT:

GENERAL

FOUNDATION STATUS OF RECIPIENT:

PC

AMOUNT OF GRANT PAID 10,000.

FORM 990PF, PART XV, LINE 3a - CONTRIBUTIONS, GIFTS, GRANTS PAID

=====

RECIPIENT NAME:

ILLINOIS EYE BANK

ADDRESS:

547 W JACKSON BLVD #600,

Chicago, IL 60661

RELATIONSHIP:

NONE

PURPOSE OF GRANT:

GENERAL

FOUNDATION STATUS OF RECIPIENT:

PC

AMOUNT OF GRANT PAID 5,000.

RECIPIENT NAME:

DANA HALL SCHOOL

ADDRESS:

45 DANA RD,

Wellesley, MA 02482

RELATIONSHIP:

NONE

PURPOSE OF GRANT:

GENERAL

FOUNDATION STATUS OF RECIPIENT:

PC

AMOUNT OF GRANT PAID 5,000.

RECIPIENT NAME:

MARILLAC ST. VINCENTY FAMILY SERVICES

ADDRESS:

2145 N. HALSTED ST.

Chicago, IL 60614

RELATIONSHIP:

NONE

PURPOSE OF GRANT:

GENERAL

FOUNDATION STATUS OF RECIPIENT:

PC

AMOUNT OF GRANT PAID 5,000.

BEATRICE P DELANY CHAR TR P68797003

13-6748171

FORM 990PF, PART XV, LINE 3a - CONTRIBUTIONS, GIFTS, GRANTS PAID

RECIPIENT NAME:

MOBILE CARE UNIT

ADDRESS:

321 N LOOMIS ST
CHICAGO, IL 60607

RELATIONSHIP:

NONE

PURPOSE OF GRANT:

GENERAL

FOUNDATION STATUS OF RECIPIENT:

PC

AMOUNT OF GRANT PAID 5,000.

RECIPIENT NAME:

OLD ELM SCHOLARSHIP FOUNDATION

ADDRESS:

800 OLD ELM RD, HIGHLAND PARK,
, IL 60035-1104

RELATIONSHIP:

NONE

PURPOSE OF GRANT:

GENERAL

FOUNDATION STATUS OF RECIPIENT:

PC

AMOUNT OF GRANT PAID 5,000.

RECIPIENT NAME:

IRISH FELLOWSHIP EDUCATIONAL
FOUNDATION

ADDRESS:

31604
Chicago, IL 60631

RELATIONSHIP:

NONE

PURPOSE OF GRANT:

GENERAL

FOUNDATION STATUS OF RECIPIENT:

PC

AMOUNT OF GRANT PAID 2,500.

BEATRICE P DELANY CHAR TR P68797003 13-6748171
FORM 990PF, PART XV, LINE 3a - CONTRIBUTIONS, GIFTS, GRANTS PAID
=====

RECIPIENT NAME:
UNIVERSITY OF CHICAGO LAW SCHOOL
ADDRESS:
----- 1111 E 60TH ST,
Chicago, IL 60637
RELATIONSHIP:
NONE
PURPOSE OF GRANT:
GENERAL
FOUNDATION STATUS OF RECIPIENT:
PC
AMOUNT OF GRANT PAID 25,000.

RECIPIENT NAME:
PETOSKEY HARBOR SPRINGS
ADDRESS:
616 PETOSKEY STREET, SUITE 203 ,
Petoskey, MI 49770
RELATIONSHIP:
NONE
PURPOSE OF GRANT:
GENERAL
FOUNDATION STATUS OF RECIPIENT:
PC
AMOUNT OF GRANT PAID 50,000.

RECIPIENT NAME:
ST. ANN CATHOLIC SCHOOL
ADDRESS:
324 N OLIVE AVE.
West Palm Beach, FL 33401
RELATIONSHIP:
NONE
PURPOSE OF GRANT:
GENERAL
FOUNDATION STATUS OF RECIPIENT:
PC
AMOUNT OF GRANT PAID 25,000.

RECIPIENT NAME:

LINCOLN PARK ZOOLOGICAL SOCIETY

ADDRESS:

2001 NORTH CLARK STREET

Chicago, IL 60614

RELATIONSHIP:

NONE

PURPOSE OF GRANT:

GENERAL

FOUNDATION STATUS OF RECIPIENT:

PC

AMOUNT OF GRANT PAID 35,000.

RECIPIENT NAME:

CHICAGO JESUIT ACADEMY

ADDRESS:

5058 W JACKSON BLVD

Chicago, IL 60644

RELATIONSHIP:

NONE

PURPOSE OF GRANT:

GENERAL

FOUNDATION STATUS OF RECIPIENT:

PC

AMOUNT OF GRANT PAID 50,000.

RECIPIENT NAME:

CROSSROADS FOR KIDS

ADDRESS:

119 MYRTLE ST,

DUXBURY, MA 02332

RELATIONSHIP:

NONE

PURPOSE OF GRANT:

GENERAL

FOUNDATION STATUS OF RECIPIENT:

PC

AMOUNT OF GRANT PAID 25,000.

FORM 990PF, PART XV, LINE 3a - CONTRIBUTIONS, GIFTS, GRANTS PAID
=====

RECIPIENT NAME:

NEW ENGLAND AQUARIUM

ADDRESS:

1 CENTRAL WHARF,
Boston, MA 02110

RELATIONSHIP:

NONE

PURPOSE OF GRANT:

GENERAL

FOUNDATION STATUS OF RECIPIENT:

PC

AMOUNT OF GRANT PAID 25,000.

RECIPIENT NAME:

PHILLIPS EXETER ACADEMY

ADDRESS:

20 MAIN ST,
Exeter, NH 03833

RELATIONSHIP:

NONE

PURPOSE OF GRANT:

GENERAL

FOUNDATION STATUS OF RECIPIENT:

PC

AMOUNT OF GRANT PAID 25,000.

RECIPIENT NAME:

EMORY LAW SCHOOL

ADDRESS:

1301 CLIFTON RD
ATLANTA, GA 30322

RELATIONSHIP:

NONE

PURPOSE OF GRANT:

GENERAL

FOUNDATION STATUS OF RECIPIENT:

PC

AMOUNT OF GRANT PAID 25,000.

BEATRICE P DELANY CHAR TR P68797003 13-6748171
FORM 990PF, PART XV, LINE 3a - CONTRIBUTIONS, GIFTS, GRANTS PAID
=====

RECIPIENT NAME:
VILLANOVA UNIVERSITY
ADDRESS:
800 E. LANCASTER AVENUE
Villanova, PA 19085
RELATIONSHIP:
NONE
PURPOSE OF GRANT:
GENERAL
FOUNDATION STATUS OF RECIPIENT:
PC
AMOUNT OF GRANT PAID 25,000.

RECIPIENT NAME:
THE CHURCH OF THE HOLY COMFORTER
ADDRESS:
543 BEULAH RD,
Vienna,, VA 22180
RELATIONSHIP:
NONE
PURPOSE OF GRANT:
GENERAL
FOUNDATION STATUS OF RECIPIENT:
PC
AMOUNT OF GRANT PAID 10,000.

RECIPIENT NAME:
BISHOP ANDERSON HOUSE
ADDRESS:
707 S WOOD ST # 101
CHICAGO, IL 60612
RELATIONSHIP:
NONE
PURPOSE OF GRANT:
GENERAL
FOUNDATION STATUS OF RECIPIENT:
PC
AMOUNT OF GRANT PAID 60,000.

FORM 990PF, PART XV, LINE 3a - CONTRIBUTIONS, GIFTS, GRANTS PAID

RECIPIENT NAME:

TEACH FOR AMERICA

ADDRESS:

NEW YORK CITY

, NY

RELATIONSHIP:

NONE

PURPOSE OF GRANT:

GENERAL

FOUNDATION STATUS OF RECIPIENT:

PC

AMOUNT OF GRANT PAID 10,000.

RECIPIENT NAME:

FAITH HOPE AND CHARITY CHURCH

ADDRESS:

191 LINDEN ST,

WINNETKA, IL 60093

RELATIONSHIP:

NONE

PURPOSE OF GRANT:

GENERAL

FOUNDATION STATUS OF RECIPIENT:

PC

AMOUNT OF GRANT PAID 110,000.

RECIPIENT NAME:

HOLY CHILDHOOD CHURCH

ADDRESS:

419 EAST CHURCH STREET

MASCOUTAH, IL 62258

RELATIONSHIP:

NONE

PURPOSE OF GRANT:

GENERAL

FOUNDATION STATUS OF RECIPIENT:

PC

AMOUNT OF GRANT PAID 10,000.

BEATRICE P DELANY CHAR TR P68797003

13-6748171

FORM 990PF, PART XV, LINE 3a - CONTRIBUTIONS, GIFTS, GRANTS PAID

RECIPIENT NAME:

POTE FOUNDATION

ADDRESS:

90 NATIONAL DR,
Glastonbury, CT 06033

RELATIONSHIP:

NONE

PURPOSE OF GRANT:

GENERAL

FOUNDATION STATUS OF RECIPIENT:

PC

AMOUNT OF GRANT PAID 5,000.

RECIPIENT NAME:

AMATE HOUSE

ADDRESS:

3600 S SEELEY AVE
, IL 60609

RELATIONSHIP:

NONE

PURPOSE OF GRANT:

GENERAL

FOUNDATION STATUS OF RECIPIENT:

PC

AMOUNT OF GRANT PAID 2,500.

RECIPIENT NAME:

CHICAGO POLICE MEMORIAL FOUNDATION

ADDRESS:

1407 W WASHINGTON BLVD,
CHICAGO, IL 60607

RELATIONSHIP:

NONE

PURPOSE OF GRANT:

GENERAL

FOUNDATION STATUS OF RECIPIENT:

PC

AMOUNT OF GRANT PAID 2,500.

BEATRICE P DELANY CHAR TR P68797003

13-6748171

FORM 990PF, PART XV, LINE 3a - CONTRIBUTIONS, GIFTS, GRANTS PAID

RECIPIENT NAME:

OVER THE RAINBOW

ADDRESS:

12201 INDUSTRY WAY STE. D5

Anchorage, AK 99515

RELATIONSHIP:

NONE

PURPOSE OF GRANT:

GENERAL

FOUNDATION STATUS OF RECIPIENT:

PC

AMOUNT OF GRANT PAID 25,000.

RECIPIENT NAME:

THE NEW ENGLAND AQUARIUM

ADDRESS:

1 CENTRAL WHARF,

Boston, MA 02110

RELATIONSHIP:

NONE

PURPOSE OF GRANT:

GENERAL

FOUNDATION STATUS OF RECIPIENT:

PC

AMOUNT OF GRANT PAID 25,000.

RECIPIENT NAME:

JOSEPHINUM ACADEMY

ADDRESS:

1501 N OAKLEY BLVD

Chicago, IL 60622

RELATIONSHIP:

NONE

PURPOSE OF GRANT:

GENERAL

FOUNDATION STATUS OF RECIPIENT:

PC

AMOUNT OF GRANT PAID 25,000.

FORM 990PF, PART XV, LINE 3a - CONTRIBUTIONS, GIFTS, GRANTS PAID

RECIPIENT NAME:

MISERICORDIA

ADDRESS:

301 LAKE STREET,
Dallas, PA 18612

RELATIONSHIP:

NONE

PURPOSE OF GRANT:

GENERAL

FOUNDATION STATUS OF RECIPIENT:

PC

AMOUNT OF GRANT PAID 30,000.

RECIPIENT NAME:

MERIT SCHOOL OF MUSIC

ADDRESS:

38 S PEORIA ST
Chicago, IL 60607

RELATIONSHIP:

NONE

PURPOSE OF GRANT:

GENERAL

FOUNDATION STATUS OF RECIPIENT:

PC

AMOUNT OF GRANT PAID 25,000.

RECIPIENT NAME:

HUBBARD STREET DANCE CHICAGO

ADDRESS:

1147 W JACKSON BLVD
CHICAGO, IL 60607

RELATIONSHIP:

NONE

PURPOSE OF GRANT:

GENERAL

FOUNDATION STATUS OF RECIPIENT:

PC

AMOUNT OF GRANT PAID 25,000.

BEATRICE P DELANY CHAR TR P68797003 13-6748171
FORM 990PF, PART XV, LINE 3a - CONTRIBUTIONS, GIFTS, GRANTS PAID
=====

RECIPIENT NAME:

ELON UNIVERSITY

ADDRESS:

100 CAMPUS DRIVE

ELON, NC 27244

RELATIONSHIP:

NONE

PURPOSE OF GRANT:

GENERAL

FOUNDATION STATUS OF RECIPIENT:

PC

AMOUNT OF GRANT PAID 25,000.

RECIPIENT NAME:

CROSSROADS FOR KIDS

ADDRESS:

119 MYRTLE ST

DUXBURY, MA 02332

RELATIONSHIP:

NONE

PURPOSE OF GRANT:

GENERAL

FOUNDATION STATUS OF RECIPIENT:

PC

AMOUNT OF GRANT PAID 25,000.

RECIPIENT NAME:

DANIEL MURPHY SCHOLARSHIP FUND

ADDRESS:

309 W. WASHINGTON, SUITE 1250

CHICAGO, IL 60606

RELATIONSHIP:

NONE

PURPOSE OF GRANT:

GENERAL

FOUNDATION STATUS OF RECIPIENT:

PC

AMOUNT OF GRANT PAID 25,000.

RECIPIENT NAME:

THRESHOLDS

ADDRESS:

4101 N. RAVENSWOOD AVE.

Chicago, IL 60613

RELATIONSHIP:

NONE

PURPOSE OF GRANT:

GENERAL

FOUNDATION STATUS OF RECIPIENT:

PC

AMOUNT OF GRANT PAID 20,000.

RECIPIENT NAME:

MUSEUM OF CONTEMPORARY ART

ADDRESS:

220 E CHICAGO AVE

Chicago, IL 60611

RELATIONSHIP:

NONE

PURPOSE OF GRANT:

GENERAL

FOUNDATION STATUS OF RECIPIENT:

PC

AMOUNT OF GRANT PAID 15,000.

RECIPIENT NAME:

AMERICAN CANCER SOCIETY

ADDRESS:

250 WILLIAMS ST. NW

ATLANTA, GA 30303-1002

RELATIONSHIP:

NONE

PURPOSE OF GRANT:

GENERAL

FOUNDATION STATUS OF RECIPIENT:

PC

AMOUNT OF GRANT PAID 10,000.

FORM 990PF, PART XV, LINE 3a - CONTRIBUTIONS, GIFTS, GRANTS PAID

RECIPIENT NAME:

GILDA'S CLUB

ADDRESS:

537 NORTH WELLS STREE

Chicago, IL 60654

RELATIONSHIP:

NONE

PURPOSE OF GRANT:

GENERAL

FOUNDATION STATUS OF RECIPIENT:

PC

AMOUNT OF GRANT PAID 10,000.

RECIPIENT NAME:

PETOSKEY HARBOR SPRINGS

ADDRESS:

616 PETOSKEY STREET, SUITE 203

Petoskey, MI 49770

RELATIONSHIP:

NONE

PURPOSE OF GRANT:

GENERAL

FOUNDATION STATUS OF RECIPIENT:

PC

AMOUNT OF GRANT PAID 10,000.

RECIPIENT NAME:

SEARCH, INC

ADDRESS:

625 SLAWIN CT,

Mt Prospect, IL 60056

RELATIONSHIP:

NONE

PURPOSE OF GRANT:

GENERAL

FOUNDATION STATUS OF RECIPIENT:

PC

AMOUNT OF GRANT PAID 10,000.

BEATRICE P DELANY CHAR TR P68797003 13-6748171
FORM 990PF, PART XV, LINE 3a - CONTRIBUTIONS, GIFTS, GRANTS PAID
=====

RECIPIENT NAME:
PROVIDENCE ST. MEL
ADDRESS:
119 S CENTRAL PARK BLVD,
Chicago, IL 60624
RELATIONSHIP:
NONE
PURPOSE OF GRANT:
GENERAL
FOUNDATION STATUS OF RECIPIENT:
PC
AMOUNT OF GRANT PAID 10,000.

RECIPIENT NAME:
ASSOCIATION OF C5 PROGRAMS
ADDRESS:
119 MYRTLE STREET
DUXBURY, MA 02332
RELATIONSHIP:
NONE
PURPOSE OF GRANT:
GENERAL
FOUNDATION STATUS OF RECIPIENT:
PC
AMOUNT OF GRANT PAID 5,000.

RECIPIENT NAME:
BRIGHAM AND WOMEN'S HOSPITAL
ADDRESS:
75 FRANCIS STREET
BOSTON, MA 02115
RELATIONSHIP:
NONE
PURPOSE OF GRANT:
GENERAL
FOUNDATION STATUS OF RECIPIENT:
PC
AMOUNT OF GRANT PAID 5,000.

BEATRICE P DELANY CHAR TR P68797003 13-6748171
FORM 990PF, PART XV, LINE 3a - CONTRIBUTIONS, GIFTS, GRANTS PAID
=====

RECIPIENT NAME:
WOUNDED WARRIOR PROJECT
ADDRESS:
PO BOX 758516
Topeka, KS 66675
RELATIONSHIP:
NONE
PURPOSE OF GRANT:
GENERAL
FOUNDATION STATUS OF RECIPIENT:
PC
AMOUNT OF GRANT PAID 2,500.

RECIPIENT NAME:
LOUISE B. VALENTINE BOYS CLUB
ADDRESS:
3400 S. EMERALD,
Chicago, IL 60616
RELATIONSHIP:
NONE
PURPOSE OF GRANT:
GENERAL
FOUNDATION STATUS OF RECIPIENT:
PC
AMOUNT OF GRANT PAID 2,500.

RECIPIENT NAME:
LITTLE TRAVERSE CONSERVANCY
ADDRESS:
3264 POWELL RD
Harbor Springs, MI 49740
RELATIONSHIP:
NONE
PURPOSE OF GRANT:
GENERAL
FOUNDATION STATUS OF RECIPIENT:
PC
AMOUNT OF GRANT PAID 5,000.

RECIPIENT NAME:

HARBOR, INC

ADDRESS:

210 E MAIN ST

Harbor Springs, MI 49740

RELATIONSHIP:

NONE

PURPOSE OF GRANT:

GENERAL

FOUNDATION STATUS OF RECIPIENT:

PC

AMOUNT OF GRANT PAID 5,000.

RECIPIENT NAME:

EVANS SCHOLARS FOUNDATION

ADDRESS:

ONE BRIAR ROAD

GOLF, IL 60029-0301

RELATIONSHIP:

NONE

PURPOSE OF GRANT:

GENERAL

FOUNDATION STATUS OF RECIPIENT:

PC

AMOUNT OF GRANT PAID 5,000.

RECIPIENT NAME:

DANA FARBER CANCER INSTITUTE

ADDRESS:

450 BROOKLINE AVE.

BOSTON, MA 02215-5450

RELATIONSHIP:

NONE

PURPOSE OF GRANT:

GENERAL

FOUNDATION STATUS OF RECIPIENT:

PC

AMOUNT OF GRANT PAID 5,000.

RECIPIENT NAME:

HEART HAVEN CHURCH

ADDRESS:

812 MOOREFIELD PARK DR # 301

North Chesterfield, VA 23236

RELATIONSHIP:

NONE

PURPOSE OF GRANT:

GENERAL

FOUNDATION STATUS OF RECIPIENT:

PC

AMOUNT OF GRANT PAID 5,000.

RECIPIENT NAME:

AFTER SCHOOL MATTERS

ADDRESS:

GALLERY 37, 66 E RANDOLPH ST,

CHICAGO, IL 60601

RELATIONSHIP:

NONE

PURPOSE OF GRANT:

GENERAL

FOUNDATION STATUS OF RECIPIENT:

PC

AMOUNT OF GRANT PAID 5,000.

RECIPIENT NAME:

CATHOLIC THEOLOICAL UNION

ADDRESS:

5416 S CORNELL AVE

CHICAGO, IL 60615

RELATIONSHIP:

NONE

PURPOSE OF GRANT:

GENERAL

FOUNDATION STATUS OF RECIPIENT:

PC

AMOUNT OF GRANT PAID 10,000.

FORM 990PF, PART XV, LINE 3a - CONTRIBUTIONS, GIFTS, GRANTS PAID
=====

RECIPIENT NAME:

GEISEL SCHOOL OF MEDICINE

ADDRESS:

1 ROPE FERRY RD
HANOVER, NH 03755

RELATIONSHIP:

NONE

PURPOSE OF GRANT:

GENERAL

FOUNDATION STATUS OF RECIPIENT:

PC

AMOUNT OF GRANT PAID 50,000.

RECIPIENT NAME:

CHICAGO BOTANIC GARDENS

ADDRESS:

1000 LAKE COOK RD
GLENCOE, IL 60022

RELATIONSHIP:

NONE

PURPOSE OF GRANT:

GENERAL

FOUNDATION STATUS OF RECIPIENT:

PC

AMOUNT OF GRANT PAID 50,000.

RECIPIENT NAME:

CHRIST THE KING JESUIT COLLEGE

ADDRESS:

5088 W JACKSON BLVD
CHICAGO, IL 60644

RELATIONSHIP:

NONE

PURPOSE OF GRANT:

GENERAL

FOUNDATION STATUS OF RECIPIENT:

PC

AMOUNT OF GRANT PAID 25,000.

BEATRICE P DELANY CHAR TR P68797003

13-6748171

FORM 990PF, PART XV, LINE 3a - CONTRIBUTIONS, GIFTS, GRANTS PAID

RECIPIENT NAME:

MCCLAREN NORTHERN MICHIGAN FOUNDATION

ADDRESS:

PETOSKEY

, MI 49770

RELATIONSHIP:

NONE

PURPOSE OF GRANT:

GENERAL

FOUNDATION STATUS OF RECIPIENT:

PC

AMOUNT OF GRANT PAID 25,000.

RECIPIENT NAME:

OVER THE RAINBOW

ADDRESS:

12201 INDUSTRY WAY STE. D5

Anchorage, AK 99515

RELATIONSHIP:

NONE

PURPOSE OF GRANT:

GENERAL

FOUNDATION STATUS OF RECIPIENT:

PC

AMOUNT OF GRANT PAID 25,000.

RECIPIENT NAME:

ELON UNIVERSITY

ADDRESS:

100 CAMPUS DRIVE

ELON, NC 27244

RELATIONSHIP:

NONE

PURPOSE OF GRANT:

GENERAL

FOUNDATION STATUS OF RECIPIENT:

PC

AMOUNT OF GRANT PAID 25,000.

BEATRICE P DELANY CHAR TR P68797003 13-6748171
FORM 990PF, PART XV, LINE 3a - CONTRIBUTIONS, GIFTS, GRANTS PAID
=====

RECIPIENT NAME:

ALICE LLOYD COLLEGE

ADDRESS:

100 PURPOSE RD, PIPPA PASSES
, KY 41844

RELATIONSHIP:

NONE

PURPOSE OF GRANT:

GENERAL

FOUNDATION STATUS OF RECIPIENT:

PC

AMOUNT OF GRANT PAID 25,000.

RECIPIENT NAME:

THE SERVICE CLUB OF CHICAGO

ADDRESS:

104 S MICHIGAN AVE # 721,
Chicago, IL 60603

RELATIONSHIP:

NONE

PURPOSE OF GRANT:

GENERAL

FOUNDATION STATUS OF RECIPIENT:

PC

AMOUNT OF GRANT PAID 50,000.

RECIPIENT NAME:

ST. ANDREWS SOCIETY

ADDRESS:

150 E 55TH ST #3
New York, NY 10022

RELATIONSHIP:

NONE

PURPOSE OF GRANT:

GENERAL

FOUNDATION STATUS OF RECIPIENT:

PC

AMOUNT OF GRANT PAID 50,000.

BEATRICE P DELANY CHAR TR P68797003 13-6748171
FORM 990PF, PART XV, LINE 3a - CONTRIBUTIONS, GIFTS, GRANTS PAID
=====

RECIPIENT NAME:

PEGGYNOTE BART NATURE MUSEUM

ADDRESS:

2430 N CANNON DR,
Chicago, IL 60614

RELATIONSHIP:

NONE

PURPOSE OF GRANT:

GENERAL

FOUNDATION STATUS OF RECIPIENT:

PC

AMOUNT OF GRANT PAID 5,000.

RECIPIENT NAME:

GIGI'S PLAYHOUSE

ADDRESS:

106 W. 117TH ST., NYC,
NEW YORK, NY 10026

RELATIONSHIP:

NONE

PURPOSE OF GRANT:

GENERAL

FOUNDATION STATUS OF RECIPIENT:

PC

AMOUNT OF GRANT PAID 5,000.

RECIPIENT NAME:

ST. SIMON STOCK

ADDRESS:

2195 VALENTINE AVENUE
Bronx,, NY 10457

RELATIONSHIP:

NONE

PURPOSE OF GRANT:

GENERAL

FOUNDATION STATUS OF RECIPIENT:

PC

AMOUNT OF GRANT PAID 5,000.

BEATRICE P DELANY CHAR TR P68797003 13-6748171
FORM 990PF, PART XV, LINE 3a - CONTRIBUTIONS, GIFTS, GRANTS PAID
=====

RECIPIENT NAME:

JAZZ INSTITUTE OF CHICAGO

ADDRESS:

FINE ARTS BUILDING, 410 S MICHIGAN
Chicago, IL 60605

RELATIONSHIP:

NONE

PURPOSE OF GRANT:

GENERAL

FOUNDATION STATUS OF RECIPIENT:

PC

AMOUNT OF GRANT PAID 2,500.

RECIPIENT NAME:

CHICAGO HISTORY MUSEUM

ADDRESS:

1601 N CLARK ST,
CHICAGO, IL 60614

RELATIONSHIP:

NONE

PURPOSE OF GRANT:

GENERAL

FOUNDATION STATUS OF RECIPIENT:

PC

AMOUNT OF GRANT PAID 2,500.

RECIPIENT NAME:

EMORY LAW SCHOOL

ADDRESS:

1301 CLIFTON RD
ATLANTA, GA 30322

RELATIONSHIP:

NONE

PURPOSE OF GRANT:

GENERAL

FOUNDATION STATUS OF RECIPIENT:

PC

AMOUNT OF GRANT PAID 25,000.

RECIPIENT NAME:

CATHOLICRELIEF SERVICES

ADDRESS:

228 W. LEXINGTON ST

BALTIMORE, MD 21201-3443

RELATIONSHIP:

NONE

PURPOSE OF GRANT:

GENERAL

FOUNDATION STATUS OF RECIPIENT:

PC

AMOUNT OF GRANT PAID 10,000.

RECIPIENT NAME:

CHICAGO HUMANITIES FESTIVAL

ADDRESS:

500 N DEARBORN ST #825

CHICAGO, IL 60654

RELATIONSHIP:

NONE

PURPOSE OF GRANT:

GENERAL

FOUNDATION STATUS OF RECIPIENT:

PC

AMOUNT OF GRANT PAID 10,000.

RECIPIENT NAME:

COLGATE UNIVERSITY

ADDRESS:

13 OAK DR

Hamilton, NY 13346

RELATIONSHIP:

NONE

PURPOSE OF GRANT:

GENERAL

FOUNDATION STATUS OF RECIPIENT:

PC

AMOUNT OF GRANT PAID 10,000.

RECIPIENT NAME:

PERKINS SCHOOL FOR THE BLIND

ADDRESS:

175 NORTH BEACON STREET

Watertown, MA 02472

RELATIONSHIP:

NONE

PURPOSE OF GRANT:

GENERAL

FOUNDATION STATUS OF RECIPIENT:

PC

AMOUNT OF GRANT PAID 10,000.

RECIPIENT NAME:

SONGS BY HEART FOUNDATION

ADDRESS:

1700 PENNSYLVANIA AVE, NW SUITE 600

, WA 20006-4723

RELATIONSHIP:

NONE

PURPOSE OF GRANT:

GENERAL

FOUNDATION STATUS OF RECIPIENT:

PC

AMOUNT OF GRANT PAID 10,000.

RECIPIENT NAME:

BRAIN RESEARCH FOUNDATION

ADDRESS:

111 W WASHINGTON ST # 1710

CHICAGO, IL 60602

RELATIONSHIP:

NONE

PURPOSE OF GRANT:

GENERAL

FOUNDATION STATUS OF RECIPIENT:

PC

AMOUNT OF GRANT PAID 10,000.

FORM 990PF, PART XV, LINE 3a - CONTRIBUTIONS, GIFTS, GRANTS PAID

RECIPIENT NAME:

THE BOSTON FOUNDATION

ADDRESS:

75 ARLINGTON ST # 1000

Boston, MA 02116

RELATIONSHIP:

NONE

PURPOSE OF GRANT:

GENERAL

FOUNDATION STATUS OF RECIPIENT:

PC

AMOUNT OF GRANT PAID 5,000.

RECIPIENT NAME:

IMMACULATE CONCEPTION PARISH

ADDRESS:

35 MOUNTAIN AVENUE

SOMERVILLE, NJ 08876

RELATIONSHIP:

NONE

PURPOSE OF GRANT:

GENERAL

FOUNDATION STATUS OF RECIPIENT:

PC

AMOUNT OF GRANT PAID 5,000.

RECIPIENT NAME:

ST. IGNATIUS PREP

ADDRESS:

2001 37TH AVENUE

San Francisco, CA 94116

RELATIONSHIP:

NONE

PURPOSE OF GRANT:

GENERAL

FOUNDATION STATUS OF RECIPIENT:

PC

AMOUNT OF GRANT PAID 5,000.

FORM 990PF, PART XV, LINE 3a - CONTRIBUTIONS, GIFTS, GRANTS PAID

=====

RECIPIENT NAME:

CHURCHILL CENTRE

ADDRESS:

131 SOUTH DEARBORN STREET, SUITE 17
CHICAGO, IL 60603

RELATIONSHIP:

NONE

PURPOSE OF GRANT:

GENERAL

FOUNDATION STATUS OF RECIPIENT:

PC

AMOUNT OF GRANT PAID 5,000.

RECIPIENT NAME:

RED CLIUD INDIAN SCHOOL

ADDRESS:

100 MISSION DRIVE,
Pine Ridge, SD 57770

RELATIONSHIP:

NONE

PURPOSE OF GRANT:

GENERAL

FOUNDATION STATUS OF RECIPIENT:

PC

AMOUNT OF GRANT PAID 5,000.

RECIPIENT NAME:

CATHOLIC THEOLOGICAL UNION

ADDRESS:

5416 S CORNELL AVE
CHICAGO, IL 60615

RELATIONSHIP:

NONE

PURPOSE OF GRANT:

GENERAL

FOUNDATION STATUS OF RECIPIENT:

PC

AMOUNT OF GRANT PAID 10,000.

TOTAL GRANTS PAID:

7,438,000.

=====



DELANY B.P. TR C ACCT. P68797003
As of 10/31/15

Account Summary

PRINCIPAL

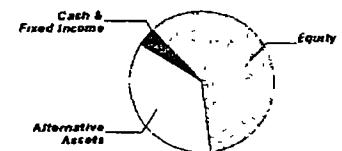
Asset Allocation	Beginning Market Value	Ending Market Value	Change In Value	Estimated Annual Income	Current Allocation
Equity	23,122,028.76	20,976,342.77	(2,145,685.99)	407,133.85	60%
Alternative Assets	16,809,809.95	12,984,414.73	(3,825,395.22)		36%
Cash & Fixed Income	551,500.83	1,248,128.47	696,627.64	375.62	4%
Market Value	\$40,483,339.54	\$35,208,885.97	(\$5,274,453.57)	\$407,509.47	100%

INCOME

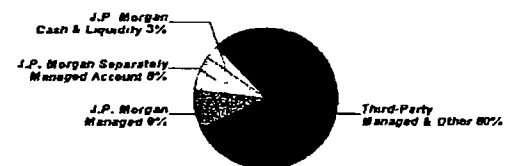
Cash Position	Beginning Market Value	Ending Market Value	Change In Value
Cash Balance	9,738.17	23,186.30	13,448.13
Accruals	3,870.67	2,481.44	(1,389.23)
Market Value	\$13,608.84	\$25,667.74	\$12,058.90

* J.P. Morgan Managed includes (to the extent permitted under applicable law) mutual funds, other registered funds and hedge funds managed by J.P. Morgan and structured products issued by J.P. Morgan. J.P. Morgan Separately Managed Account includes fixed income, equity, and alternative separately managed accounts managed by J.P. Morgan. J.P. Morgan Cash & Liquidity Funds includes cash, J.P. Morgan deposit sweeps and J.P. Morgan money market mutual funds. Third-Party Managed & Other includes mutual funds, exchange traded funds, hedge funds, and separately managed accounts managed by parties other than J.P. Morgan, structured products and exchange traded notes issued by parties other than J.P. Morgan, and other investments not managed or issued by J.P. Morgan. See important information about investment principles and conflicts in the disclosures section.

Asset Allocation



Manager Allocation *



J.P. Morgan



DELANY B.P. TR C ACCT. P68797003
As of 10/31/15

Account Summary CONTINUED

Cost Summary	Cost
Equity	16,585,751.83
Cash & Fixed Income	1,248,128.47
Total	\$17,834,880.30

J.P.Morgan

Page 3 of 26

000653 0055 of 0214 NSP000016 XI INTY000000

30740718880310063155
30940710200010003155




DELANY B.P. TR C ACCT P68797003
As of 10/31/15

Equity Summary

Asset Categories	Beginning Market Value	Ending Market Value	Change In Value	Current Allocation
US Large Cap Equity	8,911,394.28	10,152,198.26	1,240,803.98	29%
US Mid Cap Equity	2,927,166.50	2,321,781.00	(605,385.50)	7%
EAFE Equity	7,536,833.15	5,243,720.39	(2,293,112.76)	15%
European Large Cap Equity	0.00	442,680.00	442,680.00	1%
Japanese Large Cap Equity	0.00	698,295.89	698,295.89	2%
Asia ex-Japan Equity	1,415,455.66	0.00	(1,415,455.66)	
Global Equity	1,829,069.56	2,117,667.23	288,597.67	6%
Concentrated & Other Equity	502,109.61	0.00	(502,109.61)	
Total Value	\$23,122,028.76	\$20,976,342.77	(\$2,145,685.99)	60%

Market Value/Cost	Current Period Value
Market Value	20,976,342.77
Tax Cost	16,586,751.83
Unrealized Gain/Loss	4,389,590.94
Estimated Annual Income	407,133.85
Accrued Dividends	2,432.58
Yield	1.94%

Asset Categories



Equity as a percentage of your portfolio - 60 %

J.P.Morgan



DELANY B.P. TR C ACCT P68797003
As of 10/31/15

Note P indicates position adjusted for Pending Trade Activity

Equity Detail

	Price	Quantity	Value	Adjusted Tax Cost Original Cost	Unrealized Gain/Loss	Est. Annual Inc. Accrued Div	Yield
US Large Cap Equity							
ABBOTT LABORATORIES 002824-10-0 ABT	44 80	505 000	22,624 00	22,270 13	353 87	484 80 121 20	2 14 %
ACCENTURE PLC-CL A G1151C-10-1 ACN	107 20	235 000	25,192 00	18,950 80	6,241 20	517 00 258 50	2 05 %
ACE LTD H0023R-10-5 ACE	113 54	360 000	40,874 40	16,006 76	24,867 64	964 80	2 36 %
ADOBE SYSTEMS INC 00724F-10-1 ADBE	88 66	293 000	25,977 38	9,555 71	16,421 67		
AETNA INC 00817Y-10-8 AET	114 78	238 000	27,317 64	24 020 24	3,297 40	238 00	0 87 %
ALEXION PHARMACEUTICALS INC 015351-10-9 ALXN	176 00	121 000	21,296 00	16 866 34	4,429 66		
P ALLEGION PLC G0176J-10-9 ALLE	65 17	67 000	4,366 39	4,314 08	52 31	26 80	0 61 %
ALLERGAN PLC G0177J-10-8 AGN	308 47	189 000	58,300 83	48,426 28	9 874 55		
ALLIANCE DATA SYSTEMS CORP 018581-10-8 ADS	297 31	49 000	14,568 19	8,645 03	5,923 16		
ALPHABET INC/CA-CL C 02079K-10-7 GOOG	710 81	110 000	78,189 10	42,965 65	35,223 45		
P ALPHABET INC/CA-CL A 02079K-30-5 GOOG L	737 39	34 000	25,071 26	12,458 30	12,612 96		

J.P. Morgan

Page 5 of 26

000653 0056 of 0214 355000816 XL M0700000

30740738880310065356
34840730200010003154



DELANY B.P. TR C ACCT. P68797003
As of 10/31/15

	Price	Quantity	Value	Adjusted Tax Cost Original Cost	Unrealized Gain/Loss	Est. Annual Inc Accrued Div	Yield
US Large Cap Equity							
P AMAZON.COM INC 023135-10-6 AMZN	625 90	95 000	59,460 50	37,900 64	21,559 86		
ANADARKO PETROLEUM CORP 032511-10-7 APC	66 88	362 000	24,210 56	25,381 84	(1,171 28)	390 96	1 61%
APPLE INC 037833-10-0 AAPL	119 50	1,072 000	128,104 00	10,600 34	117,503 66	2,229 76	1 74%
AT&T INC 00206R-10-2 T	33 51	825 000	27,645 75	28,446 98	(801 23)	1,551 00 387 75	5 61%
AVAGO TECHNOLOGIES LTD Y0486S-10-4 AVGO	123 13	559 000	68,829 67	18,379 03	50,450 64	939 12	1 36%
BANK OF AMERICA CORP 060505-10-4 BAC	16 78	3,426 000	57,488 28	28,675 42	28,812 86	685 20	1 19%
BIOGEN INC 09062X-10-3 BIIB	290 51	80 000	23,240 80	3,903 24	19,337 56		
BLACKROCK INC 09247X-10-1 BLK	351 97	54 000	19,006 38	17,876 72	1,129 66	470 88	2 48%
BRISTOL-MYERS SQUIBB CO 110122-10-8 BMY	65 95	540 000	35,613 00	21,068 22	14,544 78	799 20 199 80	2 24%
BROADCOM CORP-CL A 111320-10-7 BRCM	51 40	394 000	20,251 60	14,916 32	5,335 28	220 64	1 09%
CARNIVAL CORP 143658-30-0 CCL	54 08	399 000	21,577 92	20,824 09	753 83	478 80	2 22%
CBS CORP-CLASS B NON VOTING 124857-20-2 CBS	46 52	355 000	16,514 60	20,284 70	(3,770 10)	213 00	1 29%
CELGENE CORP 151020-10-4 CELG	122 71	320 000	39,267 20	14,084 50	25,182 70		

J.P.Morgan

Page 6 of 26



DELANY B.P. TR C ACCT P68797003
As of 10/31/15

	Price	Quantity	Value	Adjusted Tax Cost Original Cost	Unrealized Gain/Loss	Est. Annual Inc Accrued Div	Yield
US Large Cap Equity							
CHEVRON CORP 166764-10-0 CVX	90 88	370 000	33,625 60	31,346 32	2,279 28	1,583 60	4 71 %
CITIGROUP INC 172967-42-4 C	53 17	824 000	43,812 08	29,582 63	14,229 45	164 80 41 20	0 38 %
COCA-COLA CO/THE 191216-10-0 KO	42 35	521 000	22,064 35	22,838 92	(774 57)	687 72	3 12 %
COLGATE-PALMOLIVE CO 194162-10-3 CL	66.35	201 000	13,336 35	12,356 74	979 61	305 52 76 38	2 29 %
COLUMBIA PIPELINE GROUP -W/ 198280-10-9 CPGX	20 77	979 000	20,333 83	23,526 59	(3,192 76)	489 50 122 38	2 41 %
COMCAST CORP-CLASS A 20030N-10-1 CMCS A	62 62	391 000	24,484 42	6,616 23	17,868 19	391 00	1 60 %
COSTCO WHOLESALE CORP 22160K-10-5 COST	158 12	143 000	22,611 16	18,410 50	4,200 66	228.80	1 01 %
CROWN HOLDINGS INC 228368-10-6 CCK	53 04	348.000	18 457 92	17,607 94	849 98		
CVS HEALTH CORP 126650-10-0 CVS	98.78	206 000	20,348 68	11,603 04	8,745 64	288 40 72 10	1 42 %
DISCOVER FINANCIAL SERVICES 254709-10-8 DFS	56 22	431 000	24,230 82	23,559 71	671 11	482 72	1 99 %
DISH NETWORK CORP-A 25470M-10-9 DISH	62 97	345 000	21,724 65	12,693 11	9,031 54		
DOW CHEMICAL CO/THE 260543-10-3 DOW	51 67	401 000	20,719 67	21,293 45	(573 78)	737 84	3 56 %
DU PONT (E.I.) DE NEMOURS 263534-10-9 DD	63 40	439 000	27,832 60	25,976 68	1,855 92	667 28	2 40 %

J.P.Morgan

Page 7 of 26

000653 0057 of 0214 NSP000016 XI 10/31/2015



3074073888010063357
3094073000010002357



DELANY B.P. TR C ACCT. P68797003
As of 10/31/15

	Price	Quantity	Value	Adjusted Tax Cost Original Cost	Unrealized Gain/Loss	Est. Annual Inc Accrued Div	Yield
US Large Cap Equity							
ELI LILLY & CO 532457-10-8 LLY	81.57	370,000	30,180.90	31,107.08	(926.18)	740.00	2.45%
EQT CORP 26884L-10-9 EQT	66.07	199,000	13,147.93	15,114.66	(1,966.73)	23.88	0.18%
P FACEBOOK INC-A 30303M-10-2 FB	101.97	568,000	57,918.96	42,806.19	15,112.77		
FIDELITY NATIONAL INFO SERV 31620M-10-6 FIS	72.92	392,000	28,584.64	24,694.82	3,889.82	407.68	1.43%
GENERAL MOTORS CO 37045V-10-0 GM	34.91	935,000	32,640.85	24,122.55	8,518.30	1,346.40	4.12%
GENERAL ELECTRIC CO 369604-10-3 GE	28.92	1,531,000	44,276.52	38,156.02	6,120.50	1,408.52	3.18%
GILEAD SCIENCES INC 375558-10-3 GILD	108.13	232,000	25,086.16	24,826.06	260.10	399.04	1.59%
HARMAN INTERNATIONAL 413086-10-9 HAR	109.96	230,000	25,290.80	22,233.03	3,057.77	322.00	1.27%
HARTFORD FINANCIAL SVCS GRP 416515-10-4 HIG	46.26	435,000	20,123.10	12,735.75	7,387.35	365.40	1.82%
P HERSHEY CO/THE 427866-10-8 HSY	88.69	21,000	1,862.49	2,143.93	(281.44)	48.97	2.63%
HEWLETT-PACKARD CO 428236-10-3	26.96	430,000	11,592.80	11,174.53	418.27	302.72	2.61%
HOME DEPOT INC 437076-10-2 HD	123.64	482,000	59,594.48	16,283.35	43,311.13	1,137.52	1.91%
HONEYWELL INTERNATIONAL INC 438516-10-6 HON	103.28	616,000	63,620.48	27,644.31	35,976.17	1,466.08	2.30%

J.P.Morgan

Page 8 of 26

	Price	Quantity	Value	Adjusted Tax Cost Original Cost	Unrealized Gain/Loss	Est Annual Inc Accrued Div	Yield
US Large Cap Equity							
HUMANA INC 444859-10-2 HUM	178 63	161 000	28,759 43	11,214 63	17,544 80	186 76	0 65%
ILLUMINA INC 452327-10-9 ILMN	143 28	87 000	12,465 36	17,315 93	(4,850 57)		
INVESCO LTD G491BT-10-8 IVZ	33 17	418 000	13,865 06	10,851 29	3,013 77	451 44	3 26%
JPM GRWTH ADVANTAGE FD - SEL FUND 1567 4812A3-71-8 JGAS X	15 84	70,978 822	1,124,304 54	369,089 87	755,214 67	10,646 82	0.95%
L-3 COMMUNICATIONS HOLDINGS 502424-10-4 LLL	126 40	129 000	16,305 60	16,459 39	(153 79)	335 40	2 06%
LAM RESEARCH CORP 512807-10-8 LRCX	76 59	457 000	35 001 63	26,608 82	8,392 81	548 40	1 57%
LENNOX INTERNATIONAL INC 526107-10-7 LII	132 81	136 000	18,062 16	16,656 54	1,405 62	195 84	1 08%
LOWE'S COS INC 548661-10-7 LOW	73 83	757 000	55,889 31	14,702 06	41,187 25	847 84 211 96	1 52%
MARSH & MCLENNAN COS 571748-10-2 MMC	55 74	524 000	29 207 76	23,727 97	5,479 79	649 76 162 44	2 22%
MARTIN MARIETTA MATERIALS 573284-10-6 MLM	155 15	117 000	18,152 55	19,701 43	(1,548 88)	187 20	1 03%
MASCO CORP 574599-10-6 MAS	29 00	1,096 000	31,784 00	14,393 28	17,390 72	416 48 104 12	1 31%
MASTERCARD INC-CLASS A 57636Q-10-4 MA	98 99	525 000	51,969 75	13,191 50	38,778 25	336 00 84 00	0 65%
MCKESSON CORP 58155Q-10-3 MCK	178 80	92 000	16,449 60	20,867 46	(4,417 86)	103 04	0 63%

J.P.Morgan



DELANY B.P. TR C ACCT. P68797003
As of 10/31/15

	Price	Quantity	Value	Adjusted Tax Cost Original Cost	Unrealized Gain/Loss	Est. Annual Inc Accrued Div	Yield
US Large Cap Equity							
METLIFE INC 59156R-10-8 MET	50 38	625 000	31,487 50	17,342 50	14,145 00	937 50	2 98%
MICROSOFT CORP 594918-10-4 MSFT	52 64	1,594 000	83,908 16	32,980 64	50,927 52	2,295 36	2 74%
MOLSON COORS BREWING CO -B 60871R-20-9 TAP	88 10	210 000	18,501 00	15,434 76	3,066 24	344 40	1 86%
MONDELEZ INTERNATIONAL INC-A 609207-10-5 MDLZ	46 16	664 000	30,650 24	14,788 01	15,862 23	451 52	1 47%
MORGAN STANLEY 617446-44-8 MS	32 97	1,396 000	46,026 12	32,520 76	13,505 36	837 60 209 40	1 82%
MOSAIC CO/THE 61945C-10-3 MOS	33 79	404 000	13,651 16	18,695 63	(5,044 47)	444 40	3 26%
NEXTERA ENERGY INC 65339F-10-1 NEE	102 66	248 000	25,459 68	19,275 95	6,183 73	763 84	3 00%
NISOURCE INC 65473P-10-5 NI	19 16	694 000	13,297 04	7,935 13	5,361 91	430 28 107 57	3 24%
NXP SEMICONDUCTORS NV N6596X-10-9 NXPI	78 35	191 000	14,964 85	20,072 88	(5,108 03)		
OCCIDENTAL PETROLEUM CORP 674599-10-5 OXY	74 54	811 000	60,451 94	50,638 41	9,813 53	2,433 00	4 02%
ORACLE CORP 68389X-10-5 ORCL	38 84	301 000	11,690 84	6,297 97	5,392 87	180 60	1 54%
PACCAR INC 693718-10-8 PCAR	52 65	458 000	24,113 70	12,045 41	12,068 29	439 68	1 82%
PARNASSUS EQTY INCOME FD-INS 701769-40-8 PRIL X	41 02	38,941 403	1,597,376 35	1,039,346 06	558,030 29	22,819 66	1 43%



DELANY B.P. TR C ACCT. P68797003
As of 10/31/15

	Price	Quantity	Value	Adjusted Tax Cost Original Cost	Unrealized Gain/Loss	Est Annual Inc Accrued Div	Yield
US Large Cap Equity							
P PEPSICO INC 713448-10-8 PEP	102.19	284,000	29,021.96	27,174.21	1,847.75	798.04	2.75%
PFIZER INC 717081-10-3 PFE	33.82	1,466,000	49,580.12	50,811.26	(1,231.14)	1,641.92	3.31%
PHILLIPS 66 718546-10-4 PSX	89.05	248,000	22,084.40	12,886.19	9,198.21	555.52	2.52%
PROCTER & GAMBLE CO/THE 742718-10-9 PG	76.38	413,000	31,544.94	11,873.23	19,671.71	1,095.27 273.78	3.47%
SBA COMMUNICATIONS CORP-CL A 78388J-10-6 SBAC	119.02	123,000	14,639.46	14,765.13	(125.67)		
SCHLUMBERGER LTD 806857-10-8 SLB	78.16	389,000	30,404.24	30,710.37	(306.13)	778.00	2.56%
SCHWAB (CHARLES) CORP 808513-10-5 SCHW	30.52	801,000	24,446.52	23,061.13	1,385.39	192.24	0.79%
SPDR S&P 500 ETF TRUST 78462F-10-3 SPY	207.93	21,490,000	4,468,415.70	3,995,700.83	472,714.87	88,732.21	1.99%
SVB FINANCIAL GROUP 78486Q-10-1 SIVB	122.07	121,000	14,770.47	15,171.38	(400.91)		
TE CONNECTIVITY LTD H84989-10-4 TEL	64.44	258,000	16,625.52	18,300.05	(1,674.53)	340.56	2.05%
TIME WARNER INC 887317-30-3 TWX	75.34	724,000	54,546.16	13,379.75	41,166.41	1,013.60	1.86%
TJX COMPANIES INC 872540-10-9 TJX	73.19	269,000	19,688.11	15,037.80	4,650.31	225.96	1.15%
TWENTY-FIRST CENTURY FOX-A 90130A-10-1 FOXA	30.69	975,000	29,922.75	30,853.87	(931.12)	292.50	0.98%

J.P.Morgan

Page 11 of 26

000653 0059 of 0214 N5P00005 XL N5P00000

2074071888031006359
10964736200010001159



DELANY B.P. TR C ACCT. P68797003
As of 10/31/15

	Price	Quantity	Value	Adjusted Tax Cost Original Cost	Unrealized Gain/Loss	Est Annual Inc Accrued Div	Yield
US Large Cap Equity							
UNION PACIFIC CORP 907818-10-8 UNP	89.35	341,000	30,468.35	33,123.23	(2,654.88)	750.20	2.46%
UNITED CONTINENTAL HOLDINGS 910047-10-9 UAL	60.31	418,000	25,209.58	16,324.93	8,884.65		
UNITED TECHNOLOGIES CORP 913017-10-9 UTX	98.41	364,000	35,821.24	17,227.09	18,594.15	931.84	2.60%
UNITEDHEALTH GROUP INC 91324P-10-2 UNH	117.78	435,000	51,234.30	18,789.68	32,444.62	870.00	1.70%
VERTEX PHARMACEUTICALS INC 92532F-10-0 VRTX	124.74	243,000	30,311.82	15,318.18	14,992.64		
VISA INC-CLASS A SHARES 92826C-83-9 V	77.58	189,000	14,662.62	14,567.52	95.10	105.84	0.72%
WABCO HOLDINGS INC 92927K-10-2 WBC	112.23	84,000	9,427.32	10,723.09	(1,295.77)		
WALT DISNEY CO/THE 254687-10-6 DIS	113.74	236,000	26,842.64	15,451.92	11,390.72	311.52	1.16%
WELLS FARGO & CO 949746-10-1 WFC	54.14	1,593,000	86,245.02	30,711.70	55,533.32	2,389.50	2.77%
Total US Large Cap Equity			\$10,152,198.26	\$7,331,393.32	\$2,820,804.94	\$172,512.89 \$2,432.58	1.70%
US Mid Cap Equity							
ISHARES CORE S&P MID-CAP ETF 464287-50-7 IJH	144.21	16,100,000	2,321,781.00	1,128,396.79	1,193,384.21	34,631.10	1.49%

J.P.Morgan

Page 12 of 26



DELANY B.P. TR C ACCT P68797003
As of 10/31/15

	Price	Quantity	Value	Adjusted Tax Cost Original Cost	Unrealized Gain/Loss	Est Annual Inc Accrued Div	Yield
EAFE Equity							
GS EAFE REN MAT 02/18/16 2X LEV, 10 57% CAP, 21 14% MAX INITIAL LEVEL-01/30/15 SXSE 3351 44 UKX 6749 40 TPX 1415 07 38147Q-SY-3	104 51	1,000,000 000	1,045,050 00	990,000 00	55,050 00		
ISHARES MSCI EAFE INDEX FUND 464287-46-5 EFA	61 11	35,320 000	2,158,405 20	2,235,118 98	(76,713 78)	59,902 72	2 78%
T ROWE PRICE OVERSEAS STOCK 77956H-75-7 TROS X	9 52	214,313 570	2,040,265 19	1,801,008 57	239,256 62	57,854 66	2 84%
Total EAFE Equity			\$5,243,720.39	\$5,026,127.55	\$217,592.84	\$117,767.38	2.25%
European Large Cap Equity							
VANGUARD FTSE EUROPE ETF 922042-87-4 VGK	52 08	8,500 000	442,680 00	470,873 64	(28,193 64)	14,543 50	3 29%
Japanese Large Cap Equity							
BROWN ADV JAPAN ALPHA OPP-IS 115233-57-9 BAFJ X	12 02	58,094 500	698,295 89	750,000 00	(51,704 11)	29 570 10	4 23%

J.P.Morgan

Page 13 of 26

00053 0060 of 0214 HSP00096 XI 0000000

3074073880310065160
309407300001000169



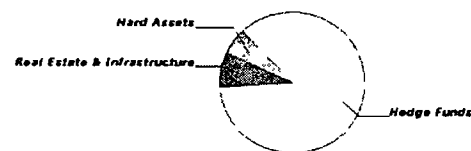
DELANY B.P. TR C ACCT P68797003
As of 10/31/15

	Price	Quantity	Value	Adjusted Tax Cost Original Cost	Unrealized Gain/Loss	Est. Annual Inc Accrued Div	Yield
Global Equity							
JPM GLBL RES ENH INDEX FD - SEL FUND 3457 46637K-51-3 JEIT X	18.56	114,098.450	2,117,667.23	1,879,960.53	237,706.70	38,108.88	1.80%

Alternative Assets Summary

Asset Categories	Beginning Estimated Value	Ending Estimated Value	Change In Value	Current Allocation
Hedge Funds	14,253,048.44	10,927,721.11	(3,325,327.33)	31%
Real Estate & Infrastructure	1,201,342.84	1,218,549.15	17,206.31	3%
Hard Assets	1,355,418.67	838,144.47	(517,274.20)	2%
Total Value	\$16,809,809.95	\$12,984,414.73	(\$3,825,395.22)	36%

Asset Categories



Alternative Assets Detail

Alternative Assets as a percentage of your portfolio - 36 %

	Price	Quantity	Estimated Value	Cost
Hedge Funds				
BLACKSTONE PARTNERS OFFSHORE FUND	1,432.42	2,281.227	3,267,685.13	2,307,504.87
LTD CLASS H2 - NEW ISSUES	9/30/15			
INELIGIBLE NON-SELF DEALING				
FIDUCIARY INVESTORS - LEAD SERIES				
N/O Client				
092911-96-5				

J.P.Morgan



DELANY B.P. TR C ACCT. P68797003
As of 10/31/15

	Price	Quantity	Estimated Value	Cost
Hedge Funds				
BRAHMAN PARTNERS II OFFSHORE, LTD. CLASS H - NEW ISSUES INELIGIBLE NON-SELF DEALING FIDUCIARY INVESTORS - LEAD SERIES N/O Client 54321A-93-2	1,345 41 9/30/15	732 220	985,136 18	850,000 00
HALCYON PARTNERS OFFSHORE FUND LTD. NEW ISSUES INELIGIBLE NON-SELF DEALING FIDUCIARY INVESTORS - LEAD SERIES N/O Client 383900-96-6	1,723 63 9/30/15	309 258	533,045 62	500,000 00
IMPALA SELECT FUND LTD. NEW ISSUES INELIGIBLE NON-SELF DEALING FIDUCIARY - LEAD SERIES N/O Client 562541-91-2	1,175 51 9/30/15	504 275	592,777 78	575,000 00
MARINER ATLANTIC, LTD. CLASS I SHARES - NEW ISSUES INELIGIBLE NON-SELF DEALING FIDUCIARY INVESTORS - LEAD SERIES N/O Client 968518-91-0	4,177 34 9/30/15	142.604	595,704 68	575,000 00
OCH-ZIFF OZOFII PRIVATE INVESTORS OFFSHORE LTD CLASS G PRIME - NEW ISSUES INELIGIBLE NON-SELF DEALING FIDUCIARY INVESTORS N/O Client 986903-92-0	167 21 9/30/15	12,118 843	2,026,401 36	1,397,119 26

J.P.Morgan

Page 16 of 26



DELANY B.P. TR C ACCT. P68797003
As of 10/31/15

	Price	Quantity	Estimated Value	Cost
Hedge Funds				
PERRY INVESTORS OFFSHORE LTD. CLASS Q - NEW ISSUES INELIGIBLE NON-SELF DEALING FIDUCIARY INVESTORS LEAD SERIES 01-15 N/O Client 855992-91-3	914 22 9/30/15	466 943	426,886 90	450,000 00
PSAM WORLD ARB FUND LIMITED CLASS D BENCHMARK - NEW ISSUES INELIGIBLE NON-SELF DEALING FIDUCIARY INVESTORS N/O Client 429969-96-7	367 31 9/30/15	1,782 367	654,678 19	500,000 00
SOUTHPAW CREDIT OPPORTUNITY FUND (FTE) LTD CLASS C - NEW ISSUES INELIGIBLE NON-SELF DEALING FIDUCIARY INVESTORS - LEAD SERIES N/O Client 764650-92-5	148 81 9/30/15	3,570 835	531,360 24	500,000 00
WINTON FUTURES FUND, LTD. CLASS B - NEW ISSUES INELIGIBLE NON-SELF DEALING FIDUCIARY INVESTOR - LEAD SERIES N/O Client 976491-91-0	1,040 61 9/30/15	592 150	616,198 79	500,000 00



10740738880310065362
3094671020010001162

J.P.Morgan

Page 17 of 26

000653 0062 of 0214 MSP000816 XI ENTNRSN



DELANY B.P. TR C ACCT. P68797003
As of 10/31/15

	Price	Quantity	Estimated Value	Cost
Hedge Funds				
YORK CREDIT OPPORTUNITIES UNIT TRUST CLASS A - NEW ISSUES INELIGIBLE NON-SELF DEALING FIDUCIARY INVESTORS - LEAD SERIES (OCT 31TH LIQUIDITY) N/O Client 984596-93-2	74.75 9/30/15	9,335,713	697,846.24	500,000.00
Total Hedge Funds			\$10,927,721.11	\$8,654,624.13

J.P.Morgan

Page 18 of 26



Amounts shown above under "Estimated Value" for private equity funds are estimates based on the latest fund values received from each underlying fund, which value may be as of a date (underlying fund value date) prior to the period covered by this statement. The values provided by the underlying fund have been adjusted for any cash flows between your account and such fund that have occurred subsequent to the underlying fund value date to derive the "Estimated Value." Therefore, such "Estimated Value" may not reflect the value of your interest shown on any fund's actual books and records as of the date of this statement. For additional information, please contact your J.P. Morgan representative. For private equity funds, Estimated Values are based on estimates provided by the underlying funds that are generally presented on a US GAAP basis, which records investments at fair value, or "marked-to-market." Most of these underlying funds also present their audited financial statements on a US GAAP basis (i.e., "marked-to-market"). However, some of these underlying funds present their audited financial statements using the Income Tax Basis of Accounting, which records investments "at cost" based on the accrual basis of accounting for Federal income taxes. Where the underlying fund provides periodic estimates on a "marked-to-market" basis but reflects investments "at cost" in its audited financial statements, the marked-to-market Estimated Value shown herein for a private equity fund may be materially different from the value reflected on such fund's audited financial statements (which are also based on the audited financial statements of the underlying fund).

J.P.Morgan

30740738880310065363
3094073020001000116



DELANY B.P. TR C ACCT P68797003

As of 10/31/15

	Price	Quantity	Estimated Value	Cost	Est. Annual Income Accrued Income
Hard Assets					
MS PALLADIUM BREN 12/09/15 LNKD TO PLDMLNPM 116 30% LEVERAGE, 10% BUFFER 11/20/14 INITIAL STRIKE 771 61762G-CM-4	93.97	265,000.000	249,020.50	262,350.00	
Total Hard Assets			\$838,144.47	\$972,350.00	

J.P.Morgan

Page 20 of 26



DELANY B.P. TR C ACCT P68797003

As of 10/31/15

Cash & Fixed Income Summary

Asset Categories	Beginning Market Value	Ending Market Value	Change In Value	Current Allocation
Cash	54,449.44	1,248,128.47	1,193,679.03	4%
US Fixed Income	497,051.39	0.00	(497,051.39)	
Total Value	\$551,500.83	\$1,248,128.47	\$696,627.64	4%

Market Value/Cost	Current Period Value
Market Value	1,248,128.47
Tax Cost	1,248,128.47
Estimated Annual Income	375.62
Accrued Interest	48.86
Yield	0.03%

SUMMARY BY MATURITY

Cash & Fixed Income	Market Value	% of Bond Portfolio
0-6 months ¹	1,248,128.47	100%

SUMMARY BY TYPE

Cash & Fixed Income	Market Value	% of Bond Portfolio
Cash	1,248,128.47	100%

¹ The years indicate the number of years until the bond is scheduled to mature based on the statement end date. Some bonds may be called, or paid in full, before their stated maturity.

J.P.Morgan



DELANY B.P. TR C ACCT. P68797003
As of 10/31/15

Note ¹ This is the Annual Percentage Yield (APY) which is the rate earned if balances remain on deposit for a full year with compounding, there is no change in the interest rate and all interest is left in the account

Cash & Fixed Income Detail

	Price	Quantity	Value	Adjusted Tax Cost Original Cost	Unrealized Gain/Loss	Est. Annual Income Accrued Interest	Yield
Cash							
US DOLLAR PRINCIPAL	1.00	1,252,086.83	1,252,086.83	1,252,086.83		375.62 48.86	0.03% ¹
COST OF PENDING PURCHASES	1.00	(18,423.83)	(18,423.83)	(18,423.83)			
PROCEEDS FROM PENDING SALES	1.00	14,465.47	14,465.47	14,465.47			
Total Cash			\$1,248,128.47	\$1,248,128.47	\$0.00	\$375.62 \$48.86	0.03%

J.P.Morgan



DELANY TR C (1229647 FIXED INC) ACCT. P68798001
As of 10/31/15

Account Summary

PRINCIPAL


Asset Allocation	Beginning Market Value	Ending Market Value	Change In Value	Estimated Annual Income	Current Allocation
Cash & Fixed Income	10,661,028.86	9,200,717.92	(1,460,310.94)	274,728.37	100%
Market Value	\$10,661,028.86	\$9,200,717.92	(\$1,460,310.94)	\$274,728.37	100%

INCOME

Cash Position	Beginning Market Value	Ending Market Value	Change In Value
Cash Balance	5,769.21	2,837.62	(2,931.59)
Accruals	37,422.67	52,819.79	15,397.12
Market Value	\$43,191.88	\$55,657.41	\$12,465.53

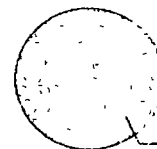
* J.P. Morgan Separately Managed Account Includes fixed income, equity, and alternative separately managed accounts managed by J.P. Morgan. See important information about investment principles and conflicts in the disclosures section.

Asset Allocation



Cash &
Fixed Income

Manager Allocation *



J.P. Morgan Separately
Managed Account 100%

J.P. Morgan



DELANY TR C (1229647 FIXED INC) ACCT. P68798001
As of 10/31/15

Account Summary CONTINUED

Cost Summary		Cost
Cash & Fixed Income		9,269,066.87
Total		\$9,269,066.87



3074073880310053168
10946710200010001168

J.P.Morgan

Page 3 of 21

000653 0068 of 0214 REP000016 XI NY10000001



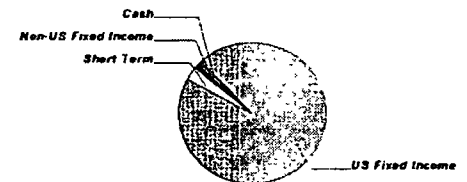
DELANY TR C (1229647 FIXED INC) ACCT. P68798001
As of 10/31/15

Cash & Fixed Income Summary

Asset Categories	Beginning Market Value	Ending Market Value	Change In Value	Current Allocation
Cash	22,577.25	71,840.69	49,263.44	1%
Short Term	1,617,292.57	309,545.48	(1,307,747.09)	3%
US Fixed Income	8,966,071.04	8,764,689.25	(201,381.79)	95%
Non-US Fixed Income	55,088.00	54,642.50	(445.50)	1%
Total Value	\$10,661,028.86	\$9,200,717.92	(\$1,460,310.94)	100%

Market Value/Cost	Current Period Value
Market Value	9,200,717.92
Tax Cost	9,269,066.87
Unrealized Gain/Loss	(70,633.61)
Estimated Annual Income	274,728.37
Accrued Interest	52,619.79
Yield	1.65%

Asset Categories



Cash & Fixed Income as a percentage of your portfolio - 100%



DELANY TR C (1229647 FIXED INC) ACCT. P68798001
As of 10/31/15

SUMMARY BY MATURITY

Cash & Fixed Income	Market Value	% of Bond Portfolio
0-6 months ¹	71,840.69	1%
6-12 months ¹	230,104.28	2%
1-5 years ¹	5,592,341.82	62%
5-10 years ¹	1,254,433.74	13%
10+ years ¹	2,051,997.39	22%
Total Value	\$9,200,717.92	100%

¹ The years indicate the number of years until the bond is scheduled to mature based on the statement end date. Some bonds may be called, or paid in full, before their stated maturity.

SUMMARY BY TYPE

Cash & Fixed Income	Market Value	% of Bond Portfolio
Cash	71,840.69	1%
Corporate Bonds	1,892,737.17	20%
Govt and Agency Bonds	3,797,950.40	42%
International Bonds	294,746.37	3%
Mortgage and Asset Backed Bonds	3,143,443.29	34%
Total Value	\$9,200,717.92	100%

Note P Indicates position adjusted for Pending Trade Activity

O - Bonds purchased at a discount show accretion

¹ This is the Annual Percentage Yield (APY) which is the rate earned if balances remain on deposit for a full year with compounding, there is no change in the interest rate and all interest is left in the account.

** Unrealized Gain/Loss is shown as "N/A" in cases where we do not have appropriate cost information for all tax lots comprising the position. Please contact your J.P. Morgan team for additional information.

Cash & Fixed Income Detail

	Price	Quantity	Value	Adjusted Tax Cost Original Cost	Unrealized Gain/Loss	Est. Annual Income Accrued Interest	Yield
Cash							
US DOLLAR PRINCIPAL	1.00	99,363.19	99,363.19	99,363.19		29.80 3.78	0.03% ¹
COST OF PENDING PURCHASES	1.00	(27,522.50)	(27,522.50)	(27,522.50)			
Total Cash			\$71,840.69	\$71,840.69	\$0.00	\$29.80 \$3.78	0.04%

J.P.Morgan

Page 5 of 21

000653 0069 of 0214 RESPONSE XI KNYH000001



107073880310069369
1094073020010003169



DELANY TR C (1229647 FIXED INC) ACCT. P68798001
As of 10/31/15

	Price	Quantity	Value	Adjusted Tax Cost Original Cost	Unrealized Gain/Loss	Est. Annual Income Accrued Interest	Yield
Short Term							
EXPRESS SCRIPTS INC 3 1/8% MAY 15 2016 DTD 05/02/2011 302182-AF-7 BBB /BAA	101 21	50,000 00	50,605 00	50,480 00	125 00	1,562.50 720 45	0 87%
PHILIP MORRIS INTL INC 2 1/2% MAY 16 2016 DTD 05/16/2011 718172-AJ-8 A /A2	100 88	50,000 00	50,439 00	49,658 00	781 00	1,250 00 572 90	0 87%
CAPITAL ONE FINANCIAL CO SR NOTES 3 15% JUL 19 2011 DTD 07/15/2016 14040H-AX-3 BBB /BAA	101 35	45,000 00	45,607 05	44,887 05	720 00	1,417 50 417 38	1 22%
ROYAL BANK OF CANADA MTN 2 3% JUL 20 2016 DTD 07/20/2011 78008T-LB-8 AA- /AA3	101 08	50,000 00	50,538 50	52,260 50	(1,722 00)	1,150 00 322 60	0 80%
BANK OF AMERICA CORP SR NOTES 6 1/2% AUG 01 2016 DTD 07/28/2009 06051G-EA-3 A- /BAA	103 79	30,000 00	31,136 40	34,644 90	(3,508 50)	1 950 00 487 50	1 40%
HONDA AUTO RECEIVABLES OWNER TRUST 2012-4 CL A3 0 520% 08/18/2016 DTD 10/18/2012 43813C-AC-4 NR /AAA	99 99	1,778 53	1,778 33	1,777 77	0 56	9 24 0 33	0 49%



DELANY TR C (1229647 FIXED INC) ACCT. P68798001
As of 10/31/15

	Pnce	Quantity	Value	Adjusted Tax Cost Original Cost	Unrealized Gain/Loss	Est Annual Income Accrued Interest	Yield
Short Term							
BEAR STEARNS COMMERCIAL MORTGAGE SER 2006-PW12 CL A4 5 717943% 09/11/2038 DTD 6/1/2006 07387J-AE-6 AAA /AAA	101 18	78 513 95	79,441 20	86,242 66	(6,801 46)	4,487 62 186 39	2 25%
Total Short Term			\$309,545.48	\$319,950.88	(\$10,405.40)	\$11,826.86 \$2,707.55	1.32 %
US Fixed Income							
BANK OF NOVA SCOTIA 2 55% JAN 12 2017 DTD 01/12/2012 064159-AM-8 A+ /AA2	101 76	30,000 00	30 527 70	31,485 60	(957 90)	765 00 231 60	1 07%
DUKE REALTY LP 5 95% FEB 15 2017 DTD 8/24/2006 26441Y-AM-9 BBB /BAA	105.23	4,000 00	4,209 28	4,433 28	(224 00)	238 00 50 24	1 82%
MORGAN STANLEY 4 3/4% MAR 22 2017 DTD 03/22/2012 61747Y-DT-9 A- /A3	104 64	75,000 00	78,477 75	75,121 95	3,355 80	3,562 50 385 88	1 37%
AIR LEASE CORP 5 625% 04/01/2017 DTD 10/1/2012 00912X-AF-1 BBB /NR	105 00	20,000 00	21,000 00	22,062 50	(1,062 50)	1,125 00 93 74	2 03%
GENERAL ELEC CAP CORP MTN 2 3% APR 27 2017 DTD 04/27/2012 36962G-5W-0 AA+ /A1	102 03	35,000 00	35,708 75	34,954 15	754 60	805 00 8 93	0 93%

J.P.Morgan

Page 7 of 21

00053 0070 of 0214 MSP00016 X1 10/31/2015

307071880310065170
30940730200010003170



DELANY TR C (1229647 FIXED INC) ACCT. P68798001
As of 10/31/15

	Price	Quantity	Value	Adjusted Tax Cost Original Cost	Unrealized Gain/Loss	Est. Annual Income Accrued Interest	Yield
US Fixed Income							
GENERAL ELEC CAP CORP 1 250% 05/15/2017 DTD 05/15/2014 36962G-7J-7 AA+ /A1	100.46	35,000.00	35,161.35	35,024.15	137.20	437.50 201.71	0.95%
DEUTSCHE BANK AG LONDON 1 350% 05/30/2017 DTD 05/30/2014 25152R-WY-5 BBB /A3	99.44	40,000.00	39,776.00	39,986.00	(210.00)	540.00	1.71%
WELLS FARGO & COMPANY 1 150% 06/02/2017 DTD 06/03/2014 94974B-FW-5 A+ /A2	99.80	45,000.00	44,908.20	45,000.00	(91.80)	517.50 214.16	1.28%
AMERICAN EXPRESS CREDIT MTN 1.125% 06/05/2017 DTD 06/05/2014 0258M0-DM-8 A- /A2	99.38	65,000.00	64,596.35	64,841.40	(245.05)	731.25 296.53	1.52%
JOHN DEERE CAPITAL CORP MTN 1 125% 06/12/2017 DTD 06/12/2014 24422E-SN-0 A /A2	100.02	45,000.00	45,010.80	44,978.85	31.95	506.25 195.44	1.11%
TOTAL CAPITAL INTL SA 1.55% JUN 28 2017 DTD 06/28/2012 89153V-AC-3 AA- /AA1	100.69	40,000.00	40,275.60	39,925.20	350.40	620.00 211.80	1.13%
ONEOK PARTNERS LP 2% OCT 01 2017 DTD 09/13/2012 68268N-AH-6 BBB /BAA	98.37	50,000.00	49,183.50	50,935.50	(1,752.00)	1,000.00 83.30	2.88%
TOYOTA MOTOR CREDIT CORP SR NOTES 1 25% OCT 05 2017 DTD 10/05/2012 89233P-6S-0 AA- /AA3	100.27	25,000.00	25,066.50	24,985.50	81.00	312.50 22.55	1.11%
US TREAS 0.625% 11/30/17 912B28-UA-6 NR /AAA	99.63	275,000.00	273,990.75	271,046.87	2,943.88	1,718.75 722.98	0.80%

J.P.Morgan

Page 8 of 21



DELANY TR C (1229647 FIXED INC) ACCT. P68798001
As of 10/31/15

	Price	Quantity	Value	Adjusted Tax Cost Original Cost	Unrealized Gain/Loss	Est. Annual Income Accrued Interest	Yield
US Fixed Income							
US TREAS 0.75% 12/31/17 912828-UE-8 NR /AAA	99 84	250,000 00	249,610 00	244,386 91	5,223 09	1,875 00 630 00	0 82%
GOLDMAN SACHS GROUP INC 2 375% 01/22/2018 DTD 01/22/2013 38141G-RC-0 A- /A3	101 45	30,000 00	30,433 80	30,217 50	216 30	712 50 195 93	1 71%
HCP INC MEDIUM TERM NOTE 6 7% JAN 30 2018 DTD 10/15/2007 40414L-AA-7 BBB /BAA	110 10	40,000 00	44,040 00	46,262 80	(2,222 80)	2,680 00 677 44	2 07%
US TREAS 0 875% 01/31/18 912828-UJ-7 NR /AAA	100 06	235 000 00	235,129 25	232,328 12	2 801 13	2 056 25 519 59	0 85%
BERKSHIRE HATHAWAY INC 1 550% 02/09/2018 DTD 02/11/2013 084670-BH-0 AA /AA2	100 72	35,000 00	35,250 25	35,115 15	135 10	542 50 123 55	1 23%
DEUTSCHE BANK AG 1 875% 02/13/2018 DTD 02/13/2015 25152R-YD-9 BBB /A3	99 65	2,000 00	1,993 08	1,997 62	(4 54)	37 50 8 12	2 03%
ING US INC 2 900% 02/15/2018 DTD 02/11/2013 45685E-AE-6 BBB /BAA	101 71	45,000 00	45,769 95	46,178 55	(408 60)	1,305 00 275 49	2 13%
BIOGEN IDEC INC 6 7/8% MAR 01 2018 DTD 03/04/2008 09062X-AB-9 A- /BAA	111 61	20,000 00	22,321 00	23,193 00	(872 00)	1,375 00 229 16	1 77%
AMERICAN EXPRESS SR NOTES 7% MAR 19 2018 DTD 03/19/2008 025816-AY-5 BBB /A3	112 24	10,000 00	11,223 90	11,375 60	(151 70)	700 00 81 66	1 73%

J.P.Morgan

Page 9 of 21

000653 0071 of 0214 N3P00006 X2 N3P00000



3074073880310065371
30940730200010003173



DELANY TR C (1229647 FIXED INC) ACCT. P68798001
As of 10/31/15

	Price	Quantity	Value	Adjusted Tax Cost Original Cost	Unrealized Gain/Loss	Est. Annual Income Accrued Interest	Yield
US Fixed Income							
US TREAS 0.75% 03/31/18 912828-UU-2 NR /AAA	99.63	230,000.00	229,155.90	224,803.13	4,352.77	1,725.00 151.57	0.90%
US TREAS 0.625% 04/30/18 912828-UZ-1 NR /AAA	99.24	380,000.00	377,119.60	369,220.90	7,898.70	2,375.00 1,200.42	0.93%
XEROX CORPORATION SR NOTES 6.35% MAY 15 2018 DTD 04/28/2008 984121-BW-2 BBB /BAA	108.70	25,000.00	27,175.25	28,438.75	(1,263.50)	1,587.50 732.00	2.78%
US TREAS 1% 05/31/18 912828-VE-7 NR /AAA	100.10	510,000.00	510,520.20	505,387.49	5,132.71	5,100.00 2,145.57	0.96%
DUKE ENERGY CORP 2.100% 06/15/2018 DTD 06/13/2013 26441C-AK-1 BBB /A3	100.92	30,000.00	30,274.80	29,967.30	307.50	630.00 237.99	1.74%
US TREAS 1.375% 06/30/18 912828-VK-3 NR /AAA	101.06	465,000.00	469,942.95	465,336.34	4,606.61	6,393.75 2,165.97	0.97%
ROYAL BANK OF CANADA 2.200% 07/27/2018 DTD 07/29/2013 78008S-7D-2 AA- /AA3	101.60	30,000.00	30,480.60	30,394.50	86.10	660.00 172.32	1.60%
WESTPAC BANKING CORP VAR RT 07/30/2018 DTD 07/30/2013 961214-CB-7 AA- /AA2	100.38	60,000.00	60,228.00	60,154.20	73.80	622.08 3.42	0.89%
US TREAS 1.375% 07/31/18 912828-VQ-0 NR /AAA	101.06	170,000.00	171,793.50	169,216.40	2,577.10	2,337.50 590.58	0.99%
AMERICREDIT AUTOMOBILE RECEIVA 2013-4 CL B 1 660% 09/10/2018 DTD 08/15/2013 03065C-AD-1 AA+ /AAA	100.26	70,000.00	70,180.60	70,175.00	5.60	1,162.00 74.20	1.35%

J.P.Morgan



DELANY TR C (1229647 FIXED INC) ACCT P68798001
As of 10/31/15

	Price	Quantity	Value	Adjusted Tax Cost Original Cost	Unrealized Gain/Loss	Est. Annual Income Accrued Interest	Yield
US Fixed Income							
MORGAN STANLEY 2.500% 01/24/2019 DTD 01/24/2014 61746B-DM-5 A- /A3	101.18	20,000.00	20,236.00	19,926.40	309.60	500.00 134.72	2.12%
O FICO STRIP PRN15 R ZERO CPN 03/07/2019 DTD 03/07/1989 31771E-AP-6 NR /NR	95.43	120,000.00	114,513.60	112,962.33 110,631.60	1,551.27		1.43%
ENLINK MIDSTREAM PARTNER 2.700% 04/01/2019 DTD 03/19/2014 29336U-AA-5 BBB /BAA	97.38	15,000.00	14,606.70	15,011.40	(404.70)	405.00 33.75	3.52%
AMGEN INC 2.200% 05/22/2019 DTD 05/22/2014 031162-BU-3 A /BAA	100.37	35,000.00	35,128.45	35,006.65	121.80	770.00 340.06	2.09%
US TREAS 1.5% 05/31/19 912828-WL-0 NR /AAA	100.88	60,000.00	60,525.00	59,690.63	834.37	900.00	1.25%
FNMA 779588 5% 06/01/19 31404V-CZ-9	104.30	46,058.95	48,039.02	48,649.77	(610.75)	2,302.94 191.88	1.98%
TIME WARNER INC 2.100% 06/01/2019 DTD 05/28/2014 887317-AT-2 BBB /BAA	99.66	45,000.00	44,845.20	45,025.65	(180.45)	945.00 393.75	2.20%
BANK OF NOVA SCOTIA 2.050% 06/05/2019 DTD 06/05/2014 064159-EX-0 A+ /AA2	100.03	35,000.00	35,011.90	34,984.95	26.95	717.50 290.96	2.04%
CATERPILLAR FINANCIAL SE MTN 2.100% 06/09/2019 DTD 06/09/2014 14912L-6B-2 A /A2	100.38	25,000.00	25,095.00	25,000.00	95.00	525.00 207.08	1.99%
EXPRESS SCRIPTS HOLDING 2.250% 06/15/2019 DTD 06/05/2014 30219G-AH-1 BBB /BAA	100.07	15,000.00	15,010.20	14,963.85	46.35	337.50 127.50	2.23%

J.P.Morgan

Page 11 of 21

000653 0072 of 0214 NSPO0006 X1 107700000

3074073880310065372
3094072020031003172



DELANY TR C (1229647 FIXED INC) ACCT. P88798001
As of 10/31/15

	Price	Quantity	Value	Adjusted Tax Cost Original Cost	Unrealized Gain/Loss	Est Annual Income Accrued Interest	Yield
US Fixed Income							
AMERICAN INTL GROUP 2.300% 07/16/2019 DTD 07/16/2014 026874-CZ-8 A- /BAA	100.45	10,000.00	10,045.00	9,979.80	65.20	230.00 67.08	2.17%
US TREAS 3.375% 11/15/19 912828-LY-4 NR /AAA	107.88	425,000.00	458,502.75	460,826.17	(2,323.42)	14,343.75 6,613.85	1.36%
AMAZON.COM INC 2.600% 12/05/2019 DTD 12/05/2014 023135-AL-0 AA- /BAA	102.30	12,000.00	12,276.36	11,976.00	300.36	312.00 126.53	2.01%
ANHEUSER-BUSCH INBEV WOR 5.3/8% JAN 15 2020 DTD 10/16/2009 03523T-AN-8 A /A2	111.03	45,000.00	49,964.40	51,488.20	(1,523.80)	2,418.75 712.17	2.59%
BB&T CORPORATION MTN 2.450% 01/15/2020 DTD 12/08/2014 05531F-AS-2 A- /A2	100.74	30,000.00	30,222.90	30,577.80	(354.90)	735.00 216.39	2.26%
CONOCOPHILLIPS 6% JAN 15 2020 DTD 05/21/2009 20825C-AU-8 A /A2	114.67	50,000.00	57,335.00	58,389.00	(2,054.00)	3,000.00 883.30	2.32%
BANK OF NY MELLON CORP MTN 2.150% 02/24/2020 DTD 02/24/2015 06406H-CZ-0 A+ /A1	99.79	19,000.00	18,960.86	18,970.36	(9.50)	408.50 76.02	2.20%
MARSH & MCLENNAN COS INC 2.350% 03/06/2020 DTD 03/06/2015 571748-AY-8 A- /BAA	99.92	26,000.00	25,978.16	25,979.20	(1.04)	611.00 93.34	2.37%
FREEPORT-MCMORAN C & G 3.100% 03/15/2020 DTD 09/15/2013 35671D-BG-9 BBB /BAA	87.85	20,000.00	17,570.80	19,003.80	(1,433.00)	620.00 79.22	6.32%

J.P.Morgan

Page 12 of 21



DELANY TR C (1229647 FIXED INC) ACCT P68798001
As of 10/31/15

	Price	Quantity	Value	Adjusted Tax Cost Original Cost	Unrealized Gain/Loss	Est Annual Income Accrued Interest	Yield
US Fixed Income							
FHLMC GOLD G11678 4.5% 04/01/20 31283K-2K-3	104.16	81,469.27	84,861.65	85,924.63	(1,062.98)	3,666.11 305.51	1.70%
VENTAS REALTY LP/CAP CRP 2.700% 04/01/2020 DTD 03/19/2013 92276M-BB-O BBB /BAA	99.09	35,000.00	34,682.55	34,640.55	42.00	945.00 78.75	2.92%
SANTANDER DRIVE AUTO RECEIVABL 2014-1 CL C 2.360% 04/15/2020 DTD 01/15/2014 80283N-AF-6 NR /	100.54	30,000.00	30,162.90	30,180.47	(17.57)	708.00 31.44	1.96%
GOLDMAN SACHS GROUP INC 2.600% 04/23/2020 DTD 01/23/2015 38148L-AA-4 A- /A3	100.33	30,000.00	30,099.00	30,134.36	(35.36)	780.00 17.31	2.52%
ABBVIE INC 2.500% 05/14/2020 DTD 05/14/2015 00287Y-AT-6 A /BAA	98.90	11,000.00	10,878.67	10,954.90	(76.23)	275.00 127.57	2.76%
US TREAS 3.5% 05/15/20 912828-ND-8 NR /AAA	108.77	455,000.00	494,885.30	495,289.45	(404.15)	15,925.00 7,356.44	1.50%
PRUDENTIAL FINANCIAL INC 5.3/8% JUN 21 2020 DTD 06/21/2010 74432Q-BM-6 A /BAA	112.43	45,000.00	50,593.05	51,177.60	(584.55)	2,418.75 873.41	2.52%
FNMA 829075 5% 09/01/20 31407F-CL-2	104.22	56,967.28	59,372.44	60,848.18	(1,475.74)	2,848.36 237.33	2.62%
ENTERPRISE PRODUCTS OPER 5.2% SEP 01 2020 DTD 05/20/2010 29379V-AP-8 BBB /BAA	109.97	40,000.00	43,989.20	45,195.60	(1,206.40)	2,080.00 346.64	2.97%

J.P.Morgan

Page 13 of 21

000653 0073 of 0214 RSP00005 XI 10/31/2015



107407388010065373
30940730200100003173



DELANY TR C (1229647 FIXED INC) ACCT. P68798001
As of 10/31/15

	Price	Quantity	Value	Adjusted Tax Cost Original Cost	Unrealized Gain/Loss	Est. Annual Income Accrued Interest	Yield
US Fixed Income							
AMERICAN HONDA FINANCE MTN 2 450% 09/24/2020 DTD 09/24/2015 02665W-AZ-4 A+ /A1	100 37	23,000 00	23,084 41	22,985 05	99 36	563 50 57.91	2 37%
FHLMC GOLD G11773 5% 10/01/20 31283K-GJ-2	105 48	49,062 50	51,748 67	53,140 82	(1,392 15)	2,453 12 204.39	1 38%
FNMA 836528 5% 10/01/20 31407P-LH-9	104 38	85,203 69	88,939 02	90,821 81	(1,882 79)	4,260 18 354 96	2 60%
US TREAS 2.625% 11/15/20 912828-PC-8 NR /AAA	105 01	145,000.00	152,261 60	153,059 96	(798 36)	3,806 25 1,755 08	1 59%
FHLMC REMIC 2752 CL VB 5 000% 11/15/2020 DTD 01/20/2004 31394R-N6-2	102 15	89,317.12	91,235 65	93,615.51	(2,379 86)	4,465 85 372 10	0 85%
TRANSOCEAN INC 6 1/2% NOV 15 2020 DTD 09/21/2010 893830-AY-5 BB+ /BA2	79 56	14,000 00	11,138 96	15,608 88	(4,469.92)	910 00 419 61	12 02%
KROGER CO/THE 3 300% 01/15/2021 DTD 12/23/2013 501044-CX-7 BBB /BAA	102 80	35,000.00	35,981 05	36,367 80	(386 75)	1,155 00 340 06	2.72%
WELLS FARGO & COMPANY MTN 3 000% 01/22/2021 DTD 01/24/2014 94974B-FR-6 A+ /A2	102.14	50,000 00	51,069 00	51,708 00	(639 00)	1,500 00 412 50	2 56%
NBCUNIVERSAL MEDIA LLC 4 3/8% APR 01 2021 DTD 04/01/2011 63946B-AE-0 A- /A3	109 98	35,000 00	38,492.65	38,546 90	(54 25)	1,531 25 127 58	2 40%

J.P.Morgan



DELANEY TR C (1229647 FIXED INC) ACCT. P68798001
As of 10/31/15

	Price	Quantity	Value	Adjusted Tax Cost Original Cost	Unrealized Gain/Loss	Est Annual Income Accrued Interest	Yield
US Fixed Income							
BANK OF AMERICA CORP MTN SR NOTES 5% MAY 13 2021 DTD 05/13/2011 06051G-EH-8 A- /BAA	109 70	25,000 00	27,425 75	28,261 25	(835 50)	1,250 00 583 33	3 08 %
AT & T INC 4 45% MAY 15 2021 DTD 04/29/2011 00206R-AX-0 BBB /BAA	107 51	30,000 00	32,253 00	33,078 30	(825 30)	1,335 00 615 57	2 97 %
EBAY INC 2 875% 08/01/2021 DTD 07/28/2014 278642-AK-9 BBB /BAA	97 74	35,000 00	34,207 25	34,958 00	(750 75)	1,006 25 251 55	3 31 %
FLUOR CORP (NEW) 3 3/8% SEP 15 2021 DTD 09/13/2011 343412-AB-8 A- /A3	102 77	25,000 00	25 691 25	26,130 50	(439 25)	843 75 107 80	2 86 %
VERIZON COMMUNICATIONS 3 1/2% NOV 01 2021 DTD 11/03/2011 92343V-BC-7 BBB /BAA	102 62	25,000 00	25,654 25	25,595 00	59 25	875 00 439 93	3 02 %
FNMA 254138 6% 12/01/21 31371K-HP-9	113 31	56,196 45	63,674 51	61,745 85	1,928 66	3,371 78 280 98	0 04 %
FHLMC 3852 CL HA 5 000% 12/15/2021 DTD 05/01/2011 3137AB-7E-5	105 47	121,926 18	128,597 98	128,784 52	(186 54)	6,096 30 507 94	1 03 %
TRANSOCEAN INC 6 3/8% DEC 15 2021 DTD 12/05/2011 893850-BB-4 BB+ /BA2	78 12	11,000 00	8,592 98	9,678 75	(1,085 77)	701 25 264 91	11 44 %

J.P.Morgan

Page 15 of 21

000653 0074 of 0214 NSPO0006 XL 10/31/2015



3074073880310063174
3994073020010003174



DELANY TR C (1239647 FIXED INC) ACCT. P68798001
As of 10/31/15

	Price	Quantity	Value	Adjusted Tax Cost Original Cost	Unrealized Gain/Loss	Est. Annual Income Accrued Interest	Yield
US Fixed Income							
CITIGROUP INC 4 1/2% JAN 14 2022 DTD 11/01/2011 172967-FT-3 A- /BAA	108.31	55,000.00	59,572.70	59,359.85	212.85	2,475.00 735.63	3.02%
P HSBC HOLDINGS PLC 4.875% JAN 14 2022 DTD 11/17/2011 404280-AL-3 A /A1	110.24	25,000.00	27,560.75	27,522.50	38.25	1,218.75 (372.40)	3.05%
BANK OF AMERICA CORP 5.7% JAN 24 2022 DTD 01/24/2012 06051G-EM-7 A- /BAA	114.45	10,000.00	11,444.60	11,331.40	113.20	570.00 153.58	3.13%
FHLMC GOLD G16175 5.5% 04/01/22 3128MM-FR-9	106.83	51,499.96	55,015.35	55,233.71	(218.36)	2,832.49 236.02	1.92%
TD AMERITRADE HOLDING CO 2.950% 04/01/2022 DTD 03/09/2015 87236Y-AE-9 A /A3	99.59	35,000.00	34,857.55	34,740.30	117.25	1,032.50 86.03	3.02%
NOBLE ENERGY INC 5.875% 06/01/2022 DTD 07/28/2015 655044-AL-9 BBB /BAA	100.44	20,000.00	20,088.80	20,200.00	(111.20)	1,175.00 489.58	5.79%
FREDDIE MAC SER 2835 CL HB 5.5% AUG 15 2024 DTD 08/01/2004 31395E-YP-6	107.47	155,987.21	167,641.01	171,000.98	(3,359.97)	8,579.29 714.89	1.40%
FHLMC GOLD J10794 4.5% 09/01/24 3128PP-3B-7	107.00	142,030.69	151,977.10	152,150.37	(173.27)	6,391.38 532.62	1.73%



DELANY TR C (1229647 FIXED INC) ACCT P68798001
As of 10/31/15

	Price	Quantity	Value	Adjusted Tax Cost Original Cost	Unrealized Gain/Loss	Est. Annual Income Accrued Interest	Yield
US Fixed Income							
FANNIE MAE SER 1998-37 CL VZ 6% JUN 17 2028 DTD 06/01/1998 31359T-6P-8 NR /NR	109 10	61,098 47	66,658 43	67,819 30	(1,160 87)	3,665 90 305 49	1 76 %
GNMA 781096 6.5% 12/15/28 36225B-GD-4	116 37	26,510 01	30,849 17	26,443 75	4,405 42	1,723 15 143 58	2 27 %
GNMA 517900 7% 10/15/29 36211N-KM-9	102 41	47,478 99	48,624 66	46,340 00 **	N/A	3,323 52 276 94	6 27 %
GNMA 520069 7% 10/15/29 36211Q-W6-4	105 90	29,451 78	31,189 44	28,844 32	2,345 12	2,061 62 171 79	5 27 %
FHLMC 2594 CL PW 3 750% 03/15/2032 DTD 04/01/2003 31393P-VZ-4	104 93	74,390.28	78,060 70	78,063 30	(2 60)	2,789 63 232.47	1 79 %
FHLMC NOV2646 CL MX 4 000% 11/15/2032 DTD 07/01/2003 31393W-2C-2	101 31	45,700 66	46,299 34	46,900 31	(600 97)	1,828 02 152 32	0.81 %
FHLMC REMIC 2554 CL MN 5.500% 01/15/2033 DTD 01/01/2003 31393J-3Z-9 NR /NR	109 17	180,941 15	197,535 26	200,539 42	(3,004 16)	9,951 76 829 25	1 54 %
FHLMC 4281 CL BA 1 250% 11/15/2033 DTD 12/27/2013 3137B6-ML-2	100 24	17,361 26	17,402 06	17,355 83	46.23	217 01 18 07	0 67 %
GOVT NATL MTG ASSN II POOL #3489 6 000% 12/20/2033 36202D-2W-0	112 31	66,186 74	74,334 33	75,452 88	(1,118.55)	3,971 20 121 32	3 15 %
FNMA 2005-48 CL MD 5 000% 04/25/2034 DTD 05/27/2005 31394D-ZR-4	102 19	79,356 18	81,092 49	82,084 04	(991 55)	3,967 80 330 60	0 87 %

J.P.Morgan

Page 17 of 21

000653 0075 of 0214 RESPONSE XL NOV2015



3074071880010063376
30940710240010001125



DELANY TR C (1229647 FIXED INC) ACCT. P68798001
As of 10/31/15

	Price	Quantity	Value	Adjusted Tax Cost Original Cost	Unrealized Gain/Loss	Est. Annual Income Accrued Interest	Yield
U'S Fixed Income							
FEDERAL NATL MTG ASSN GTD REMIC PASS THRU CTF REMIC TR 2005-58 CL-BC 5.25% DUE 06/25/2035 31394E-3Z-9	106 95	36,884 01	39,448 56	39,650 30	(201 74)	1,936 41 161 37	1 41%
FNMA 2005-100 CL QA 5 000% 11/25/2035 DTD 10/27/2005 31394U-QB-1	107 35	41,613 80	44,671 16	46,325 76	(1,654 60)	2,080 68 173 36	1 46%
GNMA SER 2010-167 CL KW 5% SEP 20 2036 DTD 12/01/2010 38377N-UW-2	100 53	913 00	917 84	969 49	(51 65)	45 65 3 80	0 78%
FNMA 888148 VAR RATE 02/01/37 31410F-WH-4	105 66	58,450 89	61,759 79	61,884 87	(125 08)	1,474 71 4 09	1 12%
BEAR STEARNS COMMERCIAL MORTGA 2006-T22 CL A4 VAR RT 04/12/2038 DTD 04/01/2006 07387B-FS-7 /AAA	100 48	63,686 79	63,895 03	69,102 65	(5,107 62)	3,554 21 296 14	3 18%
FNMA 4.5% 07/25/38 31397S-TK-0	100 17	5,044 75	5,053 42	5,269 39	(215.97)	227 01 18 92	4 44%
GNMA 4% 09/20/38 38376E-TD-7	103 71	68,472 76	71,011 73	72,722 42	(1,710 69)	2,738 91 228 22	3 18%
GNMA 4.25% 10/20/38 38376P-6D-7	105 52	34,343.24	36,240 02	36,824 53	(584 51)	1,459 58 121 61	3 05%
GNMA SER 2009-116 CL MK 4 5% NOV 16 2038 DTD 12/01/2009 38376P-K8-2	105 36	28,612.27	30,147 03	30,919 16	(772 13)	1,287 55 107 30	1 53%

J.P.Morgan

Page 18 of 21



DELANY TR C (1229647 FIXED INC) ACCT P68798001
As of 10/31/15

	Price	Quantity	Value	Adjusted Tax Cost Original Cost	Unrealized Gain/Loss	Est Annual Income Accrued Interest	Yield
US Fixed Income							
BEAR STEARNS COMMERCIAL MORTGAGE SECURIT SER 2006-PW14 CL A4 5 201% DEC 11 2038 DTD 12/01/2006 07388P-AE-1 AAA /NA	102 76	101,342.00	104,137 01	111,151 59	(7,014.58)	5,270 79 439 22	2 02 %
CREDIT SUISSE MORTGAGE CAPITAL CERTIFICATE SER 2006-C1 SLA4 5 609% 02/15/2039 DTD 03/01/2006 225470-F7-3 AAA /NA	99 96	24,363 79	24,354 29	26,405 21	(2,050 92)	1,366 56 60 71	3 46 %
LB-UBS COMMERCIAL MORTGAGE TRU 2006-C3 CL A1A 5 641% 03/15/2039 DTD 03/11/2006 52108M-FT-5 AAA /AAA	100 78	69,872.19	70,414 40	75,189 03	(4,774 63)	3,941 49 328 40	2 57 %
LB-UBS COMMERCIAL MORTGAGE TRUST SER 2006-C6 CL A4 5 372% SEP 15 2039 DTD 9/11/2006 50179M-AE-1 AAA /AAA	102 06	104,244 73	106,393 21	114,797 08	(8,403 87)	5 600 02 466 60	2 49 %
FNMA 2010-7 CL PE 5.000% 02/25/2040 DTD 01/01/2010 31398G-YK-9	105 63	45,222 67	47,767 80	47,370 75	397 05	2,261 13 188 40	2 20 %
BEAR STEARNS COMMERCIAL MORTGAGE SECURITIES 5 54% SER 2006-PW13 CL A4 SEP 11 2041 DTD 9/1/2006 07388L-AE-0 AAA /NA	101 50	90,896 00	92,263 08	99,669 59	(7,406 51)	5,035 63 279 69	2 75 %
BEAR STEARNS COMMERCIAL MORTGAGE SECURITY SER 2006-T24 CL A4 OCT 12 2041 DTD 10/01/2006 07388N-AE-6 NA /AAA	102 26	92,353 12	94,435 68	95,405 11	(969 43)	5,113 59 426 12	2 43 %
FHLMC 4100 CL PA 3 000% 01/15/2042 DTD 08/30/2012 3137AS-ZE-7	103 33	127,426 17	131,663 09	134,354 95	(2,691 86)	3,822 78 318 57	2 18 %

J.P.Morgan

Page 19 of 21

000653 0076 of 0214 NSP000016 XL N07000001



307407388010063176
3094073020010001176



DELANY TR C (1229647 FIXED INC) ACCT P68798001
As of 10/31/15

	Price	Quantity	Value	Adjusted Tax Cost Original Cost	Unrealized Gain/Loss	Est. Annual Income Accrued Interest	Yield
US Fixed Income							
ML-CFC COMMERCIAL MORTGAGE TRU 2006-2 CL A4 VAR RT 06/12/2046 DTD 06/01/2006 60687U-AE-7 AAA /AAA	100.79	82,388.14	83,035.71	91,154.40	(8,118.69)	4,834.41 402.80	3.78%
CITIGROUP COMMERCIAL MORTGAGE TRUST SER 2006-C5 CL A4 5.431% OCT 15 2049 DTD 11/01/2006 17310M-AE-0 NA /AAA	102.45	109,298.38	111,977.28	119,434.09	(7,456.81)	5,935.99 494.58	2.03%
MERRILL LYNCH/COUNTRYWIDE COMMERCIAL MTGE TRUST SER 2006-4 CL A3 5.172% 12/12/2049 DTD 12/01/2006 55312V-AD-0 AAA /AAA	102.70	78,699.30	80,824.18	85,517.86	(4,693.68)	4,070.32 339.19	1.86%
Total US Fixed Income			\$8,764,688.25	\$8,822,275.30 \$8,819,944.57	(\$59,870.71)	\$262,439.91 \$50,008.91	1.68%
Non-US Fixed Income							
BP CAPITAL MARKETS PLC VAR RT 05/10/2018 DTD 05/10/2013 05565Q-CF-3 A /A2	99.35	55,000.00	54,642.50	55,000.00	(357.50)	431.80 99.55	1.04%