



See a Social Security Number? Say Something!
Report Privacy Problems to <https://public.resource.org/privacy>
Or call the IRS Identity Theft Hotline at 1-800-908-4490



Form **990-PF**

Return of Private Foundation

or Section 4947(a)(1) Trust Treated as Private Foundation

Do not enter social security numbers on this form as it may be made public.

Information about Form 990-PF and its separate instructions is at www.irs.gov/form990pf

OMB No 1545-0052

2014

Open to Public Inspection

For calendar year 2014 or tax year beginning 11/01, 2014, and ending 10/31, 2015

Name of foundation: **CYRENIUS H. BOOTH LIBRARY P16682000**

Number and street (or P.O. box number if mail is not delivered to street address): **10 S DEARBORN IL1-0117**

Room/suite: _____

City or town, state or province, country, and ZIP or foreign postal code: **CHICAGO, IL 60603**

A Employer identification number: **06-6026003**

B Telephone number (see instructions): **866-888-5157**

C If exemption application is pending, check here

D 1 Foreign organizations, check here
2 Foreign organizations meeting the 85% test, check here and attach computation

E If private foundation status was terminated under section 507(b)(1)(A), check here

F If the foundation is in a 60-month termination under section 507(b)(1)(B), check here

G Check all that apply: Initial return Initial return of a former public charity
 Final return Amended return
 Address change Name change

H Check type of organization: Section 501(c)(3) exempt private foundation
 Section 4947(a)(1) nonexempt charitable trust Other taxable private foundation

I Fair market value of all assets at end of year (from Part II, col (c), line 16) **\$ 1,090,656.**

J Accounting method Cash Accrual
 Other (specify) _____
(Part I, column (d) must be on cash basis)

| Part I Analysis of Revenue and Expenses (The total of amounts in columns (b), (c), and (d) may not necessarily equal the amounts in column (a) (see instructions)) | | (a) Revenue and expenses per books | (b) Net investment income | (c) Adjusted net income | (d) Disbursements for charitable purposes (cash basis only) |
|--|---|------------------------------------|---------------------------|-------------------------|---|
| Revenue | 1 Contributions, gifts, grants, etc., received (attach schedule) | | | | |
| | 2 Check <input checked="" type="checkbox"/> if the foundation is not required to attach Sch B | | | | |
| | 3 Interest on savings and temporary cash investments | | | | |
| | 4 Dividends and interest from securities | 25,886. | 25,886. | | |
| | 5a Gross rents | | | | |
| | b Net rental income or (loss) | | | | |
| | 6a Net gain or (loss) from sale of assets not on line 10 | 14,256. | | | |
| | b Gross sales price for all assets on line 6a 318,684 | | | | |
| | 7 Capital gain net income (from Part IV, line 2) | | 14,256. | | |
| | 8 Net short-term capital gain | | | | |
| 9 Income modifications | | | | | |
| 10a Gross sales less returns and allowances | | | | | |
| b Less Cost of goods sold | | | | | |
| c Gross profit or loss (attach schedule) | | | | | |
| 11 Other income (attach schedule) | 12. | 12. | | STMT 1 | |
| 12 Total (add lines 1 through 11) | 40,154. | 40,154. | | | |
| Operating and Administrative Expenses | 13 Compensation of officers, directors, trustees, etc. | 10,183. | 7,638. | | 2,546. |
| | 14 Other employee salaries and wages | | NONE | NONE | |
| | 15 Pension plans or employee benefits | | NONE | NONE | |
| | 16a Legal fees (attach schedule) STMT 2 | 1,550. | NONE | NONE | 1,550. |
| | b Accounting fees (attach schedule) | | | | |
| | c Other professional fees (attach schedule) | | | | |
| | 17 Interest | | | | |
| | 18 Taxes (attach schedule) (see instructions) STMT 3 | 1,537. | 437. | | |
| | 19 Depreciation (attach schedule) and depletion | | | | |
| | 20 Occupancy | | | | |
| | 21 Travel, conferences, and meetings | | NONE | NONE | |
| | 22 Printing and publications | | NONE | NONE | |
| | 23 Other expenses (attach schedule) | | | | |
| | 24 Total operating and administrative expenses (Add lines 13 through 23) | 13,270. | 8,075. | NONE | 4,096. |
| | 25 Contributions, gifts, grants paid | 58,752. | | | 58,752. |
| 26 Total expenses and disbursements (Add lines 24 and 25) | 72,022. | 8,075. | NONE | 62,848. | |
| 27 Subtract line 26 from line 12 | | | | | |
| a Excess of revenue over expenses and disbursements | -31,868. | | | | |
| b Net investment income (if negative, enter -0-) | | 32,079. | | | |
| c Adjusted net income (if negative, enter -0-) | | | | | |

ENVELOPE
POSTMARK DATE FEB 09 2016

SCANNED FEB 17 2016

RECEIVED
FEB 16 2016
OGDEN UT IRS-CSS

10he 3

| Part II Balance Sheets | | Attached schedules and amounts in the description column should be for end-of-year amounts only (See instructions) | | | |
|-----------------------------|---|---|---|------------|----------|
| | | Beginning of year (a) Book Value | End of year (b) Book Value (c) Fair Market Value | | |
| Assets | 1 | Cash - non-interest-bearing | 323. | 700. | 700. |
| | 2 | Savings and temporary cash investments | 33,001. | 51,148. | 51,148. |
| | 3 | Accounts receivable ▶ Less allowance for doubtful accounts ▶ | | | |
| | 4 | Pledges receivable ▶ Less allowance for doubtful accounts ▶ | | | |
| | 5 | Grants receivable | | | |
| | 6 | Receivables due from officers, directors, trustees, and other disqualified persons (attach schedule) (see instructions) | | | |
| | 7 | Other notes and loans receivable (attach schedule) ▶ Less allowance for doubtful accounts ▶ | | | NONE |
| | 8 | Inventories for sale or use | | | |
| | 9 | Prepaid expenses and deferred charges | | | |
| | 10a | Investments - U.S. and state government obligations (attach schedule) | | | |
| | b | Investments - corporate stock (attach schedule) | 716,190. | 680,515. | 849,591. |
| | c | Investments - corporate bonds (attach schedule) | 58,579. | 89,938. | 88,972. |
| | 11 | Investments - land, buildings, and equipment basis ▶ Less accumulated depreciation (attach schedule) ▶ | | | |
| | 12 | Investments - mortgage loans | | | |
| | 13 | Investments - other (attach schedule) | 146,708. | 100,619. | 100,245. |
| | 14 | Land, buildings, and equipment basis ▶ Less accumulated depreciation (attach schedule) ▶ | | | |
| 15 | Other assets (describe ▶) | | | | |
| 16 | Total assets (to be completed by all filers - see the instructions. Also, see page 1, item I) | 954,801. | 922,920. | 1,090,656. | |
| Liabilities | 17 | Accounts payable and accrued expenses | | | |
| | 18 | Grants payable | | | |
| | 19 | Deferred revenue | | | |
| | 20 | Loans from officers, directors, trustees, and other disqualified persons | | | |
| | 21 | Mortgages and other notes payable (attach schedule) | | | |
| | 22 | Other liabilities (describe ▶) | | | |
| 23 | Total liabilities (add lines 17 through 22) | | | NONE | |
| Net Assets or Fund Balances | Foundations that follow SFAS 117, check here ▶ <input type="checkbox"/> and complete lines 24 through 26 and lines 30 and 31. | | | | |
| | 24 | Unrestricted | | | |
| | 25 | Temporarily restricted | | | |
| | 26 | Permanently restricted | | | |
| | Foundations that do not follow SFAS 117, . . . ▶ <input checked="" type="checkbox"/> check here and complete lines 27 through 31. | | | | |
| | 27 | Capital stock, trust principal, or current funds | 954,801. | 922,920. | |
| | 28 | Paid-in or capital surplus, or land, bldg, and equipment fund | | | |
| | 29 | Retained earnings, accumulated income, endowment, or other funds | | | |
| 30 | Total net assets or fund balances (see instructions) | 954,801. | 922,920. | | |
| 31 | Total liabilities and net assets/fund balances (see instructions) | 954,801. | 922,920. | | |

Part III Analysis of Changes in Net Assets or Fund Balances

| | | | |
|---|--|---|----------|
| 1 | Total net assets or fund balances at beginning of year - Part II, column (a), line 30 (must agree with end-of-year figure reported on prior year's return) | 1 | 954,801. |
| 2 | Enter amount from Part I, line 27a | 2 | -31,868. |
| 3 | Other increases not included in line 2 (itemize) ▶ | 3 | |
| 4 | Add lines 1, 2, and 3 | 4 | 922,933. |
| 5 | Decreases not included in line 2 (itemize) ▶ SEE STATEMENT 4 | 5 | 13. |
| 6 | Total net assets or fund balances at end of year (line 4 minus line 5) - Part II, column (b), line 30 | 6 | 922,920. |

Part IV Capital Gains and Losses for Tax on Investment Income

| (a) List and describe the kind(s) of property sold (e.g., real estate, 2-story brick warehouse, or common stock, 200 shs. MLC Co) | | | | (b) How acquired P - Purchase D - Donation | (c) Date acquired (mo., day, yr.) | (d) Date sold (mo., day, yr.) |
|--|--|---|---|--|--------------------------------------|----------------------------------|
| 1a PUBLICLY TRADED SECURITIES | | | | | | |
| b | | | | | | |
| c | | | | | | |
| d | | | | | | |
| e | | | | | | |
| (e) Gross sales price | (f) Depreciation allowed (or allowable) | (g) Cost or other basis plus expense of sale | (h) Gain or (loss) (e) plus (f) minus (g) | | | |
| a 318,684. | | 304,428. | 14,256. | | | |
| b | | | | | | |
| c | | | | | | |
| d | | | | | | |
| e | | | | | | |
| Complete only for assets showing gain in column (h) and owned by the foundation on 12/31/69 | | | | | | |
| (i) F.M.V. as of 12/31/69 | (j) Adjusted basis as of 12/31/69 | (k) Excess of col. (i) over col. (j), if any | (l) Gains (Col (h) gain minus col. (k), but not less than -0-) or Losses (from col (h)) | | | |
| a | | | 14,256. | | | |
| b | | | | | | |
| c | | | | | | |
| d | | | | | | |
| e | | | | | | |
| 2 Capital gain net income or (net capital loss) { If gain, also enter in Part I, line 7 If (loss), enter -0- in Part I, line 7 } | | | | 2 | 14,256. | |
| 3 Net short-term capital gain or (loss) as defined in sections 1222(5) and (6) If gain, also enter in Part I, line 8, column (c) (see instructions). If (loss), enter -0- in Part I, line 8 | | | | 3 | | |

Part V Qualification Under Section 4940(e) for Reduced Tax on Net Investment Income

(For optional use by domestic private foundations subject to the section 4940(a) tax on net investment income.)

If section 4940(d)(2) applies, leave this part blank.

Was the foundation liable for the section 4942 tax on the distributable amount of any year in the base period? Yes No
If "Yes," the foundation does not qualify under section 4940(e). Do not complete this part.

1 Enter the appropriate amount in each column for each year, see the instructions before making any entries.

| (a) Base period years Calendar year (or tax year beginning in) | (b) Adjusted qualifying distributions | (c) Net value of noncharitable-use assets | (d) Distribution ratio (col. (b) divided by col. (c)) |
|--|--|--|---|
| 2013 | 58,256. | 1,155,552. | 0.050414 |
| 2012 | | | |
| 2011 | | | |
| 2010 | | | |
| 2009 | | | |

| | | |
|---|----------|------------|
| 2 Total of line 1, column (d) | 2 | 0.050414 |
| 3 Average distribution ratio for the 5-year base period - divide the total on line 2 by 5, or by the number of years the foundation has been in existence if less than 5 years | 3 | 0.050414 |
| 4 Enter the net value of noncharitable-use assets for 2014 from Part X, line 5 | 4 | 1,114,024. |
| 5 Multiply line 4 by line 3 | 5 | 56,162. |
| 6 Enter 1% of net investment income (1% of Part I, line 27b) | 6 | 321. |
| 7 Add lines 5 and 6 | 7 | 56,483. |
| 8 Enter qualifying distributions from Part XII, line 4 If line 8 is equal to or greater than line 7, check the box in Part VI, line 1b, and complete that part using a 1% tax rate. See the Part VI instructions. | 8 | 62,848. |

Part VI Excise Tax Based on Investment Income (Section 4940(a), 4940(b), 4940(e), or 4948 - see instructions)

| | | | |
|----|--|----|--------|
| 1a | Exempt operating foundations described in section 4940(d)(2), check here <input type="checkbox"/> and enter "N/A" on line 1 | | |
| | Date of ruling or determination letter _____ (attach copy of letter if necessary - see instructions) | | |
| b | Domestic foundations that meet the section 4940(e) requirements in Part V, check here <input checked="" type="checkbox"/> and enter 1% of Part I, line 27b | 1 | 321. |
| c | All other domestic foundations enter 2% of line 27b Exempt foreign organizations enter 4% of Part I, line 12, col. (b). | | |
| 2 | Tax under section 511 (domestic section 4947(a)(1) trusts and taxable foundations only. Others enter -0-) | 2 | |
| 3 | Add lines 1 and 2 | 3 | 321. |
| 4 | Subtitle A (income) tax (domestic section 4947(a)(1) trusts and taxable foundations only. Others enter -0-) | 4 | NONE |
| 5 | Tax based on investment income. Subtract line 4 from line 3. If zero or less, enter -0- | 5 | 321. |
| 6 | Credits/Payments | | |
| a | 2014 estimated tax payments and 2013 overpayment credited to 2014 | 6a | 1,294. |
| b | Exempt foreign organizations - tax withheld at source | 6b | NONE |
| c | Tax paid with application for extension of time to file (Form 8868) | 6c | NONE |
| d | Backup withholding erroneously withheld | 6d | |
| 7 | Total credits and payments. Add lines 6a through 6d | 7 | 1,294. |
| 8 | Enter any penalty for underpayment of estimated tax. Check here <input type="checkbox"/> if Form 2220 is attached | 8 | |
| 9 | Tax due. If the total of lines 5 and 8 is more than line 7, enter amount owed | 9 | |
| 10 | Overpayment. If line 7 is more than the total of lines 5 and 8, enter the amount overpaid | 10 | 973. |
| 11 | Enter the amount of line 10 to be Credited to 2015 estimated tax <input type="checkbox"/> Refunded <input checked="" type="checkbox"/> | 11 | 973. |

Part VII-A Statements Regarding Activities

| | Yes | No |
|----|-----|----|
| 1a | | X |
| b | | X |
| c | | X |
| d | | |
| e | | |
| 2 | | X |
| 3 | | X |
| 4a | | X |
| 4b | | |
| 5 | | X |
| 6 | X | |
| 7 | X | |
| 8a | | |
| b | X | |
| 9 | | X |
| 10 | | X |

Part VII-A Statements Regarding Activities (continued)

11 At any time during the year, did the foundation, directly or indirectly, own a controlled entity within the meaning of section 512(b)(13)? If "Yes," attach schedule (see instructions). 11 X
12 Did the foundation make a distribution to a donor advised fund over which the foundation or a disqualified person had advisory privileges? If "Yes," attach statement (see instructions) 12 X
13 Did the foundation comply with the public inspection requirements for its annual returns and exemption application? 13 X
Website address n/a
14 The books are in care of JP MORGAN CHASE BANK, NA Telephone no. (866) 888-5157
Located at 10 S DEARBORN ST, FL 21, CHICAGO, IL ZIP+4 60603
15 Section 4947(a)(1) nonexempt charitable trusts filing Form 990-PF in lieu of Form 1041 - Check here 15
16 At any time during calendar year 2014, did the foundation have an interest in or a signature or other authority over a bank, securities, or other financial account in a foreign country? 16 Yes No X
See the instructions for exceptions and filing requirements for FinCEN Form 114, (formerly TD F 90-22 1). If "Yes," enter the name of the foreign country

Part VII-B Statements Regarding Activities for Which Form 4720 May Be Required

File Form 4720 if any item is checked in the "Yes" column, unless an exception applies.
1a During the year did the foundation (either directly or indirectly)
(1) Engage in the sale or exchange, or leasing of property with a disqualified person? Yes No X
(2) Borrow money from, lend money to, or otherwise extend credit to (or accept it from) a disqualified person? Yes No X
(3) Furnish goods, services, or facilities to (or accept them from) a disqualified person? Yes No X
(4) Pay compensation to, or pay or reimburse the expenses of, a disqualified person? X Yes No
(5) Transfer any income or assets to a disqualified person (or make any of either available for the benefit or use of a disqualified person)? Yes No X
(6) Agree to pay money or property to a government official? (Exception. Check "No" if the foundation agreed to make a grant to or to employ the official for a period after termination of government service, if terminating within 90 days.) Yes No X
b If any answer is "Yes" to 1a(1)-(6), did any of the acts fail to qualify under the exceptions described in Regulations section 53.4941(d)-3 or in a current notice regarding disaster assistance (see instructions)? 1b X
Organizations relying on a current notice regarding disaster assistance check here
c Did the foundation engage in a prior year in any of the acts described in 1a, other than excepted acts, that were not corrected before the first day of the tax year beginning in 2014? 1c X
2 Taxes on failure to distribute income (section 4942) (does not apply for years the foundation was a private operating foundation defined in section 4942(j)(3) or 4942(j)(5))
a At the end of tax year 2014, did the foundation have any undistributed income (lines 6d and 6e, Part XIII) for tax year(s) beginning before 2014? Yes No X
If "Yes," list the years
b Are there any years listed in 2a for which the foundation is not applying the provisions of section 4942(a)(2) (relating to incorrect valuation of assets) to the year's undistributed income? (If applying section 4942(a)(2) to all years listed, answer "No" and attach statement - see instructions.) 2b X
c If the provisions of section 4942(a)(2) are being applied to any of the years listed in 2a, list the years here.
3a Did the foundation hold more than a 2% direct or indirect interest in any business enterprise at any time during the year? Yes No X
b If "Yes," did it have excess business holdings in 2014 as a result of (1) any purchase by the foundation or disqualified persons after May 26, 1969; (2) the lapse of the 5-year period (or longer period approved by the Commissioner under section 4943(c)(7)) to dispose of holdings acquired by gift or bequest, or (3) the lapse of the 10-, 15-, or 20-year first phase holding period? (Use Schedule C, Form 4720, to determine if the foundation had excess business holdings in 2014) 3b
4a Did the foundation invest during the year any amount in a manner that would jeopardize its charitable purposes? 4a X
b Did the foundation make any investment in a prior year (but after December 31, 1969) that could jeopardize its charitable purpose that had not been removed from jeopardy before the first day of the tax year beginning in 2014? 4b X

Part VII-B Statements Regarding Activities for Which Form 4720 May Be Required (continued)

5a During the year did the foundation pay or incur any amount to

(1) Carry on propaganda, or otherwise attempt to influence legislation (section 4945(e))? Yes No

(2) Influence the outcome of any specific public election (see section 4955), or to carry on, directly or indirectly, any voter registration drive? Yes No

(3) Provide a grant to an individual for travel, study, or other similar purposes? Yes No

(4) Provide a grant to an organization other than a charitable, etc., organization described in section 4945(d)(4)(A)? (see instructions). Yes No

(5) Provide for any purpose other than religious, charitable, scientific, literary, or educational purposes, or for the prevention of cruelty to children or animals? Yes No

b If any answer is "Yes" to 5a(1)-(5), did any of the transactions fail to qualify under the exceptions described in Regulations section 53.4945 or in a current notice regarding disaster assistance (see instructions)? Yes No
 Organizations relying on a current notice regarding disaster assistance check here

c If the answer is "Yes" to question 5a(4), does the foundation claim exemption from the tax because it maintained expenditure responsibility for the grant? Yes No
 If "Yes," attach the statement required by Regulations section 53.4945-5(d)

6a Did the foundation, during the year, receive any funds, directly or indirectly, to pay premiums on a personal benefit contract? Yes No

b Did the foundation, during the year, pay premiums, directly or indirectly, on a personal benefit contract? Yes No
 If "Yes" to 6b, file Form 8870

7a At any time during the tax year, was the foundation a party to a prohibited tax shelter transaction? Yes No

b If "Yes," did the foundation receive any proceeds or have any net income attributable to the transaction? Yes No

Part VIII Information About Officers, Directors, Trustees, Foundation Managers, Highly Paid Employees, and Contractors

1 List all officers, directors, trustees, foundation managers and their compensation (see instructions).

| (a) Name and address | (b) Title, and average hours per week devoted to position | (c) Compensation (if not paid, enter -0-) | (d) Contributions to employee benefit plans and deferred compensation | (e) Expense account, other allowances |
|--|---|---|---|---------------------------------------|
| J.P. MORGAN CHASE BANK, N.A. 10 S DEARBORN ST; MC. IL 1-0117, CHICAGO, IL 60603 | TRUSTEE 2 | 10,183. | -0- | -0- |
| ----- | | | | |
| ----- | | | | |
| ----- | | | | |
| ----- | | | | |

2 Compensation of five highest-paid employees (other than those included on line 1 - see instructions). If none, enter "NONE."

| (a) Name and address of each employee paid more than \$50,000 | (b) Title, and average hours per week devoted to position | (c) Compensation | (d) Contributions to employee benefit plans and deferred compensation | (e) Expense account, other allowances |
|---|---|------------------|---|---------------------------------------|
| NONE | | NONE | NONE | NONE |
| ----- | | | | |
| ----- | | | | |
| ----- | | | | |
| ----- | | | | |

Total number of other employees paid over \$50,000 **NONE**

Part VIII Information About Officers, Directors, Trustees, Foundation Managers, Highly Paid Employees, and Contractors (continued)

3 Five highest-paid independent contractors for professional services (see instructions). If none, enter "NONE."

| (a) Name and address of each person paid more than \$50,000 | (b) Type of service | (c) Compensation |
|---|---------------------|------------------|
| NONE | | NONE |
| | | |
| | | |
| | | |
| | | |

Total number of others receiving over \$50,000 for professional services **NONE**

Part IX-A Summary of Direct Charitable Activities

| List the foundation's four largest direct charitable activities during the tax year. Include relevant statistical information such as the number of organizations and other beneficiaries served, conferences convened, research papers produced, etc. | Expenses |
|--|----------|
| 1 NONE | |
| 2 | |
| 3 | |
| 4 | |

Part IX-B Summary of Program-Related Investments (see instructions)

| Describe the two largest program-related investments made by the foundation during the tax year on lines 1 and 2 | Amount |
|--|--------|
| 1 NONE | |
| 2 | |
| All other program-related investments See instructions | |
| 3 NONE | |
| Total. Add lines 1 through 3 | |

Part X Minimum Investment Return (All domestic foundations must complete this part. Foreign foundations, see instructions.)

| | | | |
|---|---|----|------------|
| 1 | Fair market value of assets not used (or held for use) directly in carrying out charitable, etc., purposes: | | |
| a | Average monthly fair market value of securities | 1a | 1,124,187. |
| b | Average of monthly cash balances | 1b | 6,802. |
| c | Fair market value of all other assets (see instructions), | 1c | NONE |
| d | Total (add lines 1a, b, and c) | 1d | 1,130,989. |
| e | Reduction claimed for blockage or other factors reported on lines 1a and 1c (attach detailed explanation) | 1e | |
| 2 | Acquisition indebtedness applicable to line 1 assets | 2 | NONE |
| 3 | Subtract line 2 from line 1d | 3 | 1,130,989. |
| 4 | Cash deemed held for charitable activities. Enter 1 1/2% of line 3 (for greater amount, see instructions), | 4 | 16,965. |
| 5 | Net value of noncharitable-use assets. Subtract line 4 from line 3. Enter here and on Part V, line 4 | 5 | 1,114,024. |
| 6 | Minimum investment return. Enter 5% of line 5 | 6 | 55,701. |

Part XI Distributable Amount (see instructions) (Section 4942(j)(3) and (j)(5) private operating foundations and certain foreign organizations check here and do not complete this part.)

| | | | |
|----|---|----|---------|
| 1 | Minimum investment return from Part X, line 6 | 1 | 55,701. |
| 2a | Tax on investment income for 2014 from Part VI, line 5 | 2a | 321. |
| b | Income tax for 2014. (This does not include the tax from Part VI.) | 2b | |
| c | Add lines 2a and 2b | 2c | 321. |
| 3 | Distributable amount before adjustments Subtract line 2c from line 1 | 3 | 55,380. |
| 4 | Recoveries of amounts treated as qualifying distributions | 4 | NONE |
| 5 | Add lines 3 and 4 | 5 | 55,380. |
| 6 | Deduction from distributable amount (see instructions), | 6 | NONE |
| 7 | Distributable amount as adjusted. Subtract line 6 from line 5. Enter here and on Part XIII, line 1 | 7 | 55,380. |

Part XII Qualifying Distributions (see instructions)

| | | | |
|---|--|----|---------|
| 1 | Amounts paid (including administrative expenses) to accomplish charitable, etc., purposes: | | |
| a | Expenses, contributions, gifts, etc. - total from Part I, column (d), line 26 | 1a | 62,848. |
| b | Program-related investments - total from Part IX-B | 1b | |
| 2 | Amounts paid to acquire assets used (or held for use) directly in carrying out charitable, etc., purposes | 2 | NONE |
| 3 | Amounts set aside for specific charitable projects that satisfy the: | | |
| a | Suitability test (prior IRS approval required) | 3a | NONE |
| b | Cash distribution test (attach the required schedule) | 3b | NONE |
| 4 | Qualifying distributions. Add lines 1a through 3b. Enter here and on Part V, line 8, and Part XIII, line 4 | 4 | 62,848. |
| 5 | Foundations that qualify under section 4940(e) for the reduced rate of tax on net investment income. Enter 1% of Part I, line 27b (see instructions) | 5 | 321. |
| 6 | Adjusted qualifying distributions. Subtract line 5 from line 4 | 6 | 62,527. |

Note. The amount on line 6 will be used in Part V, column (b), in subsequent years when calculating whether the foundation qualifies for the section 4940(e) reduction of tax in those years.

Part XIII Undistributed Income (see instructions)

| | (a) Corpus | (b) Years prior to 2013 | (c) 2013 | (d) 2014 |
|--|---------------|----------------------------|-------------|-------------|
| 1 Distributable amount for 2014 from Part XI, line 7 | | | | 55,380. |
| 2 Undistributed income, if any, as of the end of 2014 | | | | |
| a Enter amount for 2013 only | | | NONE | |
| b Total for prior years 20 <u>12</u> , 20____, 20____ | | NONE | | |
| 3 Excess distributions carryover, if any, to 2014 | | | | |
| a From 2009 | | | | NONE |
| b From 2010 | | | | NONE |
| c From 2011 | | | | NONE |
| d From 2012 | | | | NONE |
| e From 2013 | | | | 1,618. |
| f Total of lines 3a through e | 1,618. | | | |
| 4 Qualifying distributions for 2014 from Part XII, line 4 ▶ \$ <u>62,848.</u> | | | | |
| a Applied to 2013, but not more than line 2a | | | NONE | |
| b Applied to undistributed income of prior years (Election required - see instructions) | | NONE | | |
| c Treated as distributions out of corpus (Election required - see instructions) | NONE | | | |
| d Applied to 2014 distributable amount | | | | 55,380. |
| e Remaining amount distributed out of corpus | 7,468. | | | |
| 5 Excess distributions carryover applied to 2014 (If an amount appears in column (d), the same amount must be shown in column (a)) | NONE | | | NONE |
| 6 Enter the net total of each column as indicated below: | | | | |
| a Corpus. Add lines 3f, 4c, and 4e Subtract line 5 | 9,086. | | | |
| b Prior years' undistributed income. Subtract line 4b from line 2b | | NONE | | |
| c Enter the amount of prior years' undistributed income for which a notice of deficiency has been issued, or on which the section 4942(a) tax has been previously assessed | | NONE | | |
| d Subtract line 6c from line 6b Taxable amount - see instructions | | NONE | | |
| e Undistributed income for 2013. Subtract line 4a from line 2a Taxable amount - see instructions | | | NONE | |
| f Undistributed income for 2014. Subtract lines 4d and 5 from line 1 This amount must be distributed in 2015 | | | | NONE |
| 7 Amounts treated as distributions out of corpus to satisfy requirements imposed by section 170(b)(1)(F) or 4942(g)(3) (Election may be required - see instructions) | NONE | | | |
| 8 Excess distributions carryover from 2009 not applied on line 5 or line 7 (see instructions) | NONE | | | |
| 9 Excess distributions carryover to 2015. Subtract lines 7 and 8 from line 6a | 9,086. | | | |
| 10 Analysis of line 9 | | | | |
| a Excess from 2010 | | | | NONE |
| b Excess from 2011 | | | | NONE |
| c Excess from 2012 | | | | NONE |
| d Excess from 2013 | | | | 1,618. |
| e Excess from 2014 | | | | 7,468. |

Part XIV Private Operating Foundations (see instructions and Part VII-A, question 9) NOT APPLICABLE

1a If the foundation has received a ruling or determination letter that it is a private operating foundation, and the ruling is effective for 2014, enter the date of the ruling

b Check box to indicate whether the foundation is a private operating foundation described in section 4942(j)(3) or 4942(j)(5)

| | Tax year | Prior 3 years | | | (e) Total |
|---|----------|---------------|----------|----------|-----------|
| | (a) 2014 | (b) 2013 | (c) 2012 | (d) 2011 | |
| 2a Enter the lesser of the adjusted net income from Part I or the minimum investment return from Part X for each year listed | | | | | |
| b 85% of line 2a | | | | | |
| c Qualifying distributions from Part XII, line 4 for each year listed | | | | | |
| d Amounts included in line 2c not used directly for active conduct of exempt activities | | | | | |
| e Qualifying distributions made directly for active conduct of exempt activities Subtract line 2d from line 2c | | | | | |
| 3 Complete 3a, b, or c for the alternative test relied upon | | | | | |
| a "Assets" alternative test - enter | | | | | |
| (1) Value of all assets | | | | | |
| (2) Value of assets qualifying under section 4942(j)(3)(B)(i). | | | | | |
| b "Endowment" alternative test - enter 2/3 of minimum investment return shown in Part X, line 6 for each year listed | | | | | |
| c "Support" alternative test - enter | | | | | |
| (1) Total support other than gross investment income (interest, dividends, rents, payments on securities loans (section 512(a)(5)), or royalties). | | | | | |
| (2) Support from general public and 5 or more exempt organizations as provided in section 4942(j)(3)(B)(iii) | | | | | |
| (3) Largest amount of support from an exempt organization. | | | | | |
| (4) Gross investment income | | | | | |

Part XV Supplementary Information (Complete this part only if the foundation had \$5,000 or more in assets at any time during the year - see instructions.)

1 Information Regarding Foundation Managers:

a List any managers of the foundation who have contributed more than 2% of the total contributions received by the foundation before the close of any tax year (but only if they have contributed more than \$5,000). (See section 507(d)(2).)

N/A

b List any managers of the foundation who own 10% or more of the stock of a corporation (or an equally large portion of the ownership of a partnership or other entity) of which the foundation has a 10% or greater interest.

N/A

2 Information Regarding Contribution, Grant, Gift, Loan, Scholarship, etc., Programs:

Check here if the foundation only makes contributions to preselected charitable organizations and does not accept unsolicited requests for funds. If the foundation makes gifts, grants, etc. (see instructions) to individuals or organizations under other conditions, complete items 2a, b, c, and d.

a The name, address, and telephone number or e-mail address of the person to whom applications should be addressed

b The form in which applications should be submitted and information and materials they should include:

c Any submission deadlines:

d Any restrictions or limitations on awards, such as by geographical areas, charitable fields, kinds of institutions, or other factors:

Part XV Supplementary Information (continued)

3 Grants and Contributions Paid During the Year or Approved for Future Payment

| Recipient Name and address (home or business) | If recipient is an individual, show any relationship to any foundation manager or substantial contributor | Foundation status of recipient | Purpose of grant or contribution | Amount |
|---|--|--------------------------------------|-------------------------------------|---------|
| a <i>Paid during the year</i> CYRENIUS H BOOTH LIBRARY 25 MAIN ST NEWTOWN CT 06470-2105 | NONE | PC | GENERAL | 58,752. |
| Total ▶ 3a | | | | 58,752. |
| b <i>Approved for future payment</i> | | | | |
| Total ▶ 3b | | | | |

Part XVI-A Analysis of Income-Producing Activities

Table with 5 columns: (a) Business code, (b) Amount, (c) Exclusion code, (d) Amount, (e) Related or exempt function income. Rows include Program service revenue, Membership dues, Interest on savings, Dividends, Net rental income, Gain or loss from sales, and Subtotal.

Part XVI-B Relationship of Activities to the Accomplishment of Exempt Purposes

Table with 2 columns: Line No., Explain below how each activity for which income is reported in column (e) of Part XVI-A contributed importantly to the accomplishment of the foundation's exempt purposes.

FORM 990PF, PART I - OTHER INCOME
=====

| DESCRIPTION ----- | REVENUE AND EXPENSES PER BOOKS ----- | NET INVESTMENT INCOME ----- |
|----------------------|--|--------------------------------------|
| OTHER INCOME | 12. | 12. |
| TOTALS | 12. | 12. |

FORM 990PF, PART I - LEGAL FEES
=====

| DESCRIPTION | REVENUE AND EXPENSES PER BOOKS | NET INVESTMENT INCOME | ADJUSTED NET INCOME | CHARITABLE PURPOSES |
|--------------------------------|--------------------------------|-----------------------|---------------------|---------------------|
| LEGAL FEES - PRINCIPAL (ALLOCA | 775. | | | 775. |
| LEGAL FEES - INCOME (ALLOCABLE | 775. | | | 775. |
| TOTALS | 1,550. | NONE | NONE | 1,550. |

FORM 990PF, PART I - TAXES
=====

| DESCRIPTION ----- | REVENUE AND EXPENSES PER BOOKS ----- | NET INVESTMENT INCOME ----- |
|--------------------------------|--|--------------------------------------|
| FEDERAL TAX PAYMENT - PRIOR YE | 1,100. | |
| FOREIGN TAXES ON QUALIFIED FOR | 392. | 392. |
| FOREIGN TAXES ON NONQUALIFIED | 45. | 45. |
| TOTALS | 1,537. | 437. |
| | ===== | ===== |

FORM 990PF, PART III - OTHER DECREASES IN NET WORTH OR FUND BALANCES

| DESCRIPTION | AMOUNT |
|-------------------------|--------------|
| ----- | ----- |
| PRIOR PERIOD ADJUSTMENT | 3. |
| ADJUSTMENT TO BASIS | 10. |
| TOTAL | ----- 13. |
| | ===== |



CYRENIUS H BOOTH FUND ACCT. P16682000
As of 10/31/15

Account Summary

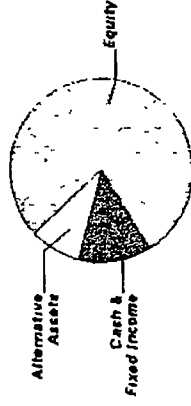
PRINCIPAL

| Asset Allocation | Beginning Market Value | Ending Market Value | Change In Value | Estimated Annual Income | Current Allocation |
|---------------------|------------------------|-----------------------|----------------------|-------------------------|--------------------|
| Equity | 915,433.91 | 849,591.13 | (65,842.78) | 13,503.15 | 78% |
| Alternative Assets | 148,232.59 | 100,244.82 | (47,987.77) | 1,835.85 | 9% |
| Cash & Fixed Income | 91,105.64 | 140,120.29 | 49,014.65 | 2,342.61 | 13% |
| Market Value | \$1,154,772.14 | \$1,089,956.24 | (\$64,815.90) | \$17,681.61 | 100% |

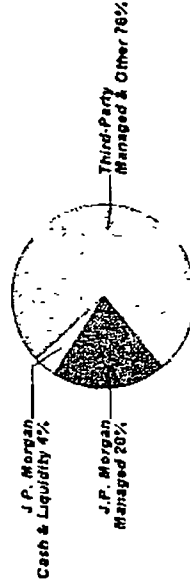
INCOME

| Cash Position | Beginning Market Value | Ending Market Value | Change In Value |
|---------------------|------------------------|---------------------|-----------------|
| Cash Balance | 323.08 | 700.42 | 377.34 |
| Accruals | 28.99 | 0.22 | (28.77) |
| Market Value | \$352.07 | \$700.64 | \$348.57 |

Asset Allocation



Manager Allocation *



* J.P. Morgan Managed includes (to the extent permitted under applicable law) mutual funds, other registered funds and hedge funds managed by J.P. Morgan and structured products issued by J.P. Morgan. J.P. Morgan Cash & Liquidity Funds includes cash, J.P. Morgan deposit sweeps and J.P. Morgan money market mutual funds. Third-Party Managed & Other includes mutual funds, exchange traded funds, hedge funds, and separately managed accounts managed by parties other than J.P. Morgan, structured products and exchange traded notes issued by parties other than J.P. Morgan; and other investments not managed or issued by J.P. Morgan. See important information about investment principles and conflicts in the disclosures section.



CYRENIUS II BOOTH FUND ACCT. P16682000
As of 10/31/15



30740738880310065311
30940730200010003111

Account Summary CONTINUED

| Cost Summary | Cost |
|---------------------|---------------------|
| Equity | 680,515.37 |
| Cash & Fixed Income | 141,086.92 |
| Total | \$821,602.29 |

J.P.Morgan

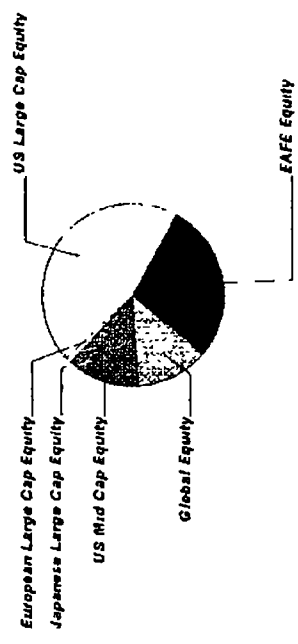


CYRENILUS H BOOTH FUND ACCT. P16682000
As of 10/31/15

Equity Summary

| Asset Categories | Beginning Market Value | Ending Market Value | Change in Value | Current Allocation |
|---------------------------|------------------------|---------------------|----------------------|--------------------|
| US Large Cap Equity | 370,874.81 | 381,796.43 | 10,921.62 | 35% |
| US Mid Cap Equity | 94,840.63 | 86,935.41 | (7,905.22) | 8% |
| EAFE Equity | 306,988.15 | 238,376.35 | (68,611.80) | 22% |
| European Large Cap Equity | 0.00 | 10,728.48 | 10,728.48 | 1% |
| Japanese Large Cap Equity | 12,998.79 | 21,343.73 | 8,344.94 | 2% |
| Asia ex-Japan Equity | 57,397.19 | 0.00 | (57,397.19) | |
| Emerging Market Equity | 10,675.87 | 0.00 | (10,675.87) | |
| Global Equity | 61,658.47 | 110,410.73 | 48,752.26 | 10% |
| Total Value | \$915,433.91 | \$848,691.13 | (\$66,842.78) | 78% |

Asset Categories



Equity as a percentage of your portfolio - 78 %

| Market Value/Cost | Current Period Value |
|-------------------------|----------------------|
| Market Value | 849,591.13 |
| Tax Cost | 680,515.37 |
| Unrealized Gain/Loss | 169,075.76 |
| Estimated Annual Income | 13,503.15 |
| Yield | 1.59% |



CYRENIUS II BOOTH FUND ACCT. P16682000
As of 10/31/15



30740738880310065312
30940730200010063112

Equity Detail

| | Price | Quantity | Value | Adjusted Tax Cost Original Cost | Unrealized Gain/Loss | Est Annual Inc Accrued Div. | Yield |
|--|--------|-----------|---------------------|------------------------------------|-------------------------|--------------------------------|--------------|
| US Large Cap Equity | | | | | | | |
| HARTFORD CAPITAL APPREC-I 416649-30-9 ITHI X | 38.32 | 965.427 | 36,995.16 | 27,593.36 | 9,401.80 | 259.69 | 0.70% |
| JPM TAX AWARE EQ FD - INSTL FUND 1236 4812A1-65-4 JPDE X | 29.70 | 2,213.699 | 65,746.86 | 33,159.10 | 32,587.76 | 715.02 | 1.09% |
| NEUBERGER BER MU/C OPP-INS 64122Q-30-9 NMUL X | 15.94 | 4,494.160 | 71,636.91 | 49,996.80 | 21,640.11 | 660.64 | 0.92% |
| PRIMECAP ODYSSEY STOCK FUND 74160Q-30-1 POSK X | 24.45 | 2,955.542 | 72,263.00 | 43,112.75 | 29,150.25 | 916.21 | 1.27% |
| SPDR S&P 500 ETF TRUST 78462F-10-3 SPY | 207.93 | 650.000 | 135,154.50 | 126,703.90 | 8,450.60 | 2,683.85 | 1.99% |
| Total US Large Cap Equity | | | \$381,796.43 | \$280,565.91 | \$101,230.52 | \$5,235.41 | 1.37% |
| US Mid Cap Equity | | | | | | | |
| ISHARES CORE S&P MID-CAP ETF 464287-50-7 IJH | 144.21 | 478.000 | 68,932.38 | 36,388.86 | 32,543.52 | 1,028.17 | 1.49% |
| JPM MID CAP GRWTH FD - SEL FUND 3120 4812C1-71-0 HLGE X | 29.16 | 617.388 | 18,003.03 | 13,159.66 | 4,843.37 | | |
| Total US Mid Cap Equity | | | \$86,935.41 | \$49,548.52 | \$37,386.89 | \$1,028.17 | 1.18% |

J.P.Morgan



CYRENIUS H BOOTH FUND ACCT. P16682000
As of 10/31/15

| | Price | Quantity | Value | Adjusted Tax Cost Original Cost | Unrealized Gain/Loss | Est. Annual Inc. Accrued Div. | Yield |
|---|--------|------------|---------------------|------------------------------------|-------------------------|----------------------------------|--------------|
| EAFE Equity | | | | | | | |
| ARTISAN INTL VALUE FUND - ADV 04314H-66-7 APDK X | 34.96 | 1,441,119 | 50,381.52 | 40,229.25 | 10,152.27 | | |
| BARC EAFE REN MAT 02/18/16 2X LEV, 10.57% CAP, 21.14% MAX INITIAL LEVEL-01/30/15 SX5E:3351.44 UKX:6749.40 TPX:1415.07 06741U-QC-1 | 104.53 | 20,000,000 | 20,906.00 | 19,800.00 | 1,106.00 | | |
| CAPITAL PRIVATE CLIENT SVCS CAP NON US EQT 14042Y-60-1 CNUS X | 11.50 | 3,884,235 | 44,668.70 | 45,205.07 | (536.37) | 539.90 | 1.21% |
| DEUTSCHE XTRAC MSCI EAFE HEDGE FD 233051-20-0 DBEF | 27.88 | 621,000 | 17,313.48 | 18,349.01 | (1,035.53) | 1,106.00 | 6.39% |
| DODGE & COX INTL STOCK FUND 256206-10-3 DODF X | 39.89 | 1,485,940 | 59,274.15 | 50,808.49 | 8,465.66 | 1,441.36 | 2.43% |
| ISHARES MSCI EAFE INDEX FUND 464287-46-5 EFA | 61.11 | 750,000 | 45,832.50 | 42,954.29 | 2,878.21 | 1,272.00 | 2.78% |
| Total EAFE Equity | | | \$238,376.35 | \$217,346.11 | \$21,030.24 | \$4,359.26 | 1.83% |
| European Large Cap Equity | | | | | | | |
| VANGUARD FTSE EUROPE ETF 922042-87-4 VGK | 52.08 | 206,000 | 10,728.48 | 11,341.63 | (613.15) | 352.46 | 3.29% |



CYRENIUS H BOOTH FUND ACCT. P16682000
As of 10/31/15



30740738880310065313
30940730200010003113

| | Price | Quantity | Value | Adjusted Tax Cost Original Cost | Unrealized Gain/Loss | Est. Annual Inc Accrued Div. | Yield |
|---|-------|-----------|------------|------------------------------------|-------------------------|---------------------------------|--------|
| Japanese Large Cap Equity | | | | | | | |
| BROWN ADV JAPAN ALPHA OPP-IS 115233-57-9 BAFJ X | 12.02 | 1,775 685 | 21,343 73 | 19,417 00 | 1,926 73 | 903.82 | 4.23 % |
| Global Equity | | | | | | | |
| JPM GBL RES ENH INDEX FD - SEL FUND 3457 46637K-51-3 JEIT X | 18 56 | 5,948 854 | 110,410 73 | 102,296.20 | 8,114.53 | 1,624 03 | 1.47 % |



CYRENIUS H BOOTH FUND ACCT. P16682000
As of 10/31/15

Alternative Assets Summary

| Asset Categories | Beginning Estimated Value | Ending Estimated Value | Change In Value | Current Allocation |
|--------------------|---------------------------|------------------------|----------------------|--------------------|
| Hedge Funds | 111,574.29 | 78,710.13 | (32,864.16) | 7% |
| Hard Assets | 36,659.30 | 21,534.69 | (15,123.61) | 2% |
| Total Value | \$148,232.59 | \$100,244.82 | (\$47,987.77) | 9% |



Alternative Assets as a percentage of your portfolio - 9 %

Alternative Assets Detail

| Hedge Funds | Price | Quantity | Estimated Value | Cost |
|--------------------|-------|-----------|-----------------|-----------|
| EQUINOX FDS TR | 11.07 | 1,033.312 | 11,438.76 | 10,705.11 |
| ECNX CB STGY I | | | | |
| 29446A-81-9 EBSI X | | | | |
| GATEWAY FUND-Y | 29.77 | 564.604 | 16,808.26 | 15,419.33 |
| 367829-88-4 GTEY X | | | | |



CYRENIUS H BOOTH FUND ACCT. P16882000
As of 10/31/15



30740738880310065314
30940730200010003114

| | Price | Quantity | Estimated Value | Cost |
|--|-------|-----------|--------------------|--------------------|
| Hedge Funds | | | | |
| GOTHAM ABSOLUTE RETURN FUND 360873-13-7 GARI X | 12.91 | 1,310.300 | 16,915.97 | 16,929.08 |
| HSBC FDS TOTAL RETURN I 40428X-15-6 HTRI X | 10.22 | 1,084.724 | 11,085.88 | 11,367.91 |
| INV BALANCED-RISK ALLOC-Y 00141V-69-7 ABRY X | 11.41 | 980.966 | 11,192.82 | 11,908.92 |
| PRUDENTIAL INVT PORTFOLIOS 9 PRU ABRTN FD Z 74441J-82-9 PADZ X | 9.52 | 1,183.660 | 11,268.44 | 11,552.52 |
| Total Hedge Funds | | | \$78,710.13 | \$77,882.87 |

| | Price | Quantity | Estimated Value | Cost | Est Annual Income Accrued Income |
|---|-------|-----------|-----------------|-----------|-------------------------------------|
| Hard Assets | | | | | |
| CREDIT SUISSE COMMODITY RETURN STRATEGY FUND 22544R-30-5 CRSO X | 5.02 | 4,289.779 | 21,534.69 | 22,735.83 | |



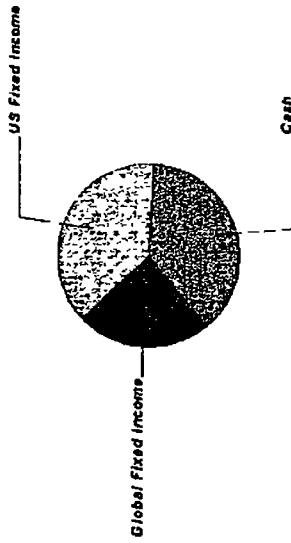
CYRENLIUS H BOOTH FUND ACCT. P16682000
As of 10/31/15

Cash & Fixed Income Summary

| Asset Categories | Beginning Market Value | Ending Market Value | Change In Value | Current Allocation |
|---------------------|------------------------|---------------------|--------------------|--------------------|
| Cash | 33,000.97 | 51,148.46 | 18,147.49 | 5% |
| US Fixed Income | 58,104.67 | 57,817.40 | (287.27) | 5% |
| Global Fixed Income | 0.00 | 31,154.43 | 31,154.43 | 3% |
| Total Value | \$91,105.64 | \$140,120.29 | \$49,014.65 | 13% |

| Market Value/Cost | Current Period Value |
|-------------------------|----------------------|
| Market Value | 140,120.29 |
| Tax Cost | 141,086.92 |
| Unrealized Gain/Loss | (966.63) |
| Estimated Annual Income | 2,342.61 |
| Accrued Interest | 0.22 |
| Yield | 1.67% |

Asset Categories



Cash & Fixed Income as a percentage of your portfolio - 13%

SUMMARY BY MATURITY

| Cash & Fixed Income | Market Value | % of Bond Portfolio |
|-------------------------|--------------|---------------------|
| 0-6 months ¹ | 140,120.29 | 100% |

¹ The years indicate the number of years until the bond is scheduled to mature based on the statement end date. Some bonds may be called, or paid in full, before their stated maturity.

SUMMARY BY TYPE

| Cash & Fixed Income | Market Value | % of Bond Portfolio |
|---------------------|---------------------|---------------------|
| Cash | 51,148.46 | 36% |
| Mutual Funds | 88,971.83 | 64% |
| Total Value | \$140,120.29 | 100% |



CYRENIUS II BOOTH FUND ACCT. P16682000
As of 10/31/15



30740738860310065315
30940730200010003115

Cash & Fixed Income Detail

| | Price | Quantity | Value | Adjusted Tax Cost Original Cost | Unrealized Gain/Loss | Est Annual Income Accrued Interest | Yield |
|--|-------|-----------|--------------------|------------------------------------|-------------------------|---------------------------------------|--------------|
| Cash | | | | | | | |
| JPM US GOVT INSTL SWEEP FD #3915 | 1.00 | 51,148.46 | 51,148.46 | 51,148.46 | | 0.51 0.22 | |
| US Fixed Income | | | | | | | |
| JPM SHORT DURATION BD FD - SEL FUND 3133 4812C1-33-0 | 10.87 | 3,187.66 | 34,649.91 | 34,841.17 | (191.26) | 325.14 | 0.94% |
| DOUBLELINE TOTAL RET BD-I 258620-10-3 | 10.88 | 2,129.37 | 23,167.49 | 23,737.46 | (569.97) | 968.86 | 4.18% |
| Total US Fixed Income | | | \$57,817.40 | \$58,578.63 | (\$761.23) | \$1,294.00 | 2.24% |
| Global Fixed Income | | | | | | | |
| JOHN HANCOCK FDS II STR INCM OPP I 47804A-13-0 | 10.79 | 2,887.34 | 31,154.43 | 31,359.83 | (205.40) | 1,048.10 | 3.36% |

J.P. Morgan