



See a Social Security Number? Say Something!  
Report Privacy Problems to <https://public.resource.org/privacy>  
Or call the IRS Identity Theft Hotline at 1-800-908-4490



**Return of Private Foundation**

**2014**

Department of the Treasury  
Internal Revenue Service

or Section 4947(a)(1) Trust Treated as Private Foundation  
Do not enter social security numbers on this form as it may be made public.

Information about Form 990-PF and its separate instructions is at [www.irs.gov/form990pf](http://www.irs.gov/form990pf).

Open to Public Inspection

For calendar year 2014 or tax year beginning **OCT 1, 2014**, and ending **SEP 30, 2015**

Name of foundation  
**DANA BROWN CHARITABLE TRUST FOUNDATION  
LELA RICE, TRUSTEE**

Number and street (or P.O. box number if mail is not delivered to street address) Room/suite  
**P.O. BOX 3688**

City or town, state or province, country, and ZIP or foreign postal code  
**BALLWIN, MO 63022-3688**

**G** Check all that apply:  
 Initial return       Initial return of a former public charity  
 Final return       Amended return  
 Address change       Name change

**H** Check type of organization:  Section 501(c)(3) exempt private foundation  
 Section 4947(a)(1) nonexempt charitable trust     Other taxable private foundation

**I** Fair market value of all assets at end of year (from Part II, col (c), line 16)  
**\$ 537,115.** (Part I, column (d) must be on cash basis)

**J** Accounting method:  Cash     Accrual  
 Other (specify) \_\_\_\_\_

**A** Employer identification number  
**43-6331557**

**B** Telephone number  
**(636) 227-9940**

**C** If exemption application is pending, check here

**D 1** Foreign organizations, check here

**2** Foreign organizations meeting the 85% test, check here and attach computation

**E** If private foundation status was terminated under section 507(b)(1)(A), check here

**F** If the foundation is in a 60-month termination under section 507(b)(1)(B), check here

<b>Part I Analysis of Revenue and Expenses</b> (The total of amounts in columns (b), (c), and (d) may not necessarily equal the amounts in column (a).)		(a) Revenue and expenses per books	(b) Net investment income	(c) Adjusted net income	(d) Disbursements for charitable purposes (cash basis only)
<b>1</b> Contributions, gifts, grants, etc., received				N/A	
<b>2</b> Check <input checked="" type="checkbox"/> if the foundation is not required to attach Sch B					
<b>3</b> Interest on savings and temporary cash investments		7.	7.		STATEMENT 1
<b>4</b> Dividends and interest from securities		16,954.	16,954.		STATEMENT 2
<b>5a</b> Gross rents					
<b>b</b> Net rental income or (loss)					
<b>6a</b> Net gain or (loss) from sale of assets not on line 10		25,892.			
<b>b</b> Gross sales price for all assets on line 6a <b>208,420.</b>					
<b>7</b> Capital gain net income (from Part IV, line 2)			25,892.		
<b>8</b> Net short-term capital gain					
<b>9</b> Income modifications					
<b>10a</b> Gross sales less returns and allowances					
<b>b</b> Less Cost of goods sold					
<b>c</b> Gross profit or (loss)					
<b>11</b> Other income					
<b>12 Total.</b> Add lines 1 through 11		42,853.	42,853.		
<b>13</b> Compensation of officers, directors, trustees, etc		17,892.	0.		0.
<b>14</b> Other employee salaries and wages					
<b>15</b> Pension plans, employee benefits					
<b>16a</b> Legal fees					
<b>b</b> Accounting fees <b>STMT 3</b>		3,120.	3,120.		0.
<b>c</b> Other professional fees <b>STMT 4</b>		8,946.	8,946.		0.
<b>17</b> Interest					
<b>18</b> Taxes <b>STMT 5</b>		199.	199.		0.
<b>19</b> Depreciation and depletion					
<b>20</b> Occupancy					
<b>21</b> Travel, conferences, and meetings					
<b>22</b> Printing and publications					
<b>23</b> Other expenses <b>STMT 6</b>		39.	39.		0.
<b>24 Total operating and administrative expenses.</b> Add lines 13 through 23		30,196.	12,304.		0.
<b>25</b> Contributions, gifts, grants paid		29,750.			29,750.
<b>26 Total expenses and disbursements.</b> Add lines 24 and 25		59,946.	12,304.		29,750.
<b>27</b> Subtract line 26 from line 12:					
<b>a</b> Excess of revenue over expenses and disbursements		<17,093.>			
<b>b</b> Net investment income (if negative, enter -0-)			30,549.		
<b>c</b> Adjusted net income (if negative, enter -0-)				N/A	

FEB 17 2016

SCANNED FEB 22 2016

DANA BROWN CHARITABLE TRUST FOUNDATION

Form 990-PF (2014)

LELA RICE, TRUSTEE

43-6331557

Page 2

Part II Balance Sheets		Attached schedules and amounts in the description column should be for end-of year amounts only		Beginning of year	End of year	
		(a) Book Value	(b) Book Value	(c) Fair Market Value		
Assets	1	Cash - non-interest-bearing				
	2	Savings and temporary cash investments	33,031.	35,945.	35,945.	
	3	Accounts receivable ▶				
		Less: allowance for doubtful accounts ▶				
	4	Pledges receivable ▶				
		Less: allowance for doubtful accounts ▶				
	5	Grants receivable				
	6	Receivables due from officers, directors, trustees, and other disqualified persons				
	7	Other notes and loans receivable ▶				
		Less: allowance for doubtful accounts ▶				
	8	Inventories for sale or use				
	9	Prepaid expenses and deferred charges				
	10a	Investments - U.S. and state government obligations				
	b	Investments - corporate stock STMT 7	491,110.	471,103.	501,170.	
	c	Investments - corporate bonds				
	11	Investments - land, buildings, and equipment basis ▶				
	Less: accumulated depreciation ▶					
12	Investments - mortgage loans					
13	Investments - other					
14	Land, buildings, and equipment: basis ▶					
	Less: accumulated depreciation ▶					
15	Other assets (describe ▶)					
16	<b>Total assets</b> (to be completed by all filers - see the instructions. Also, see page 1, item I)	524,141.	507,048.	537,115.		
Liabilities	17	Accounts payable and accrued expenses				
	18	Grants payable				
	19	Deferred revenue				
	20	Loans from officers, directors, trustees, and other disqualified persons				
	21	Mortgages and other notes payable				
	22	Other liabilities (describe ▶)				
23	<b>Total liabilities</b> (add lines 17 through 22)	0.	0.			
Net Assets or Fund Balances	Foundations that follow SFAS 117, check here ▶ <input type="checkbox"/>					
	and complete lines 24 through 26 and lines 30 and 31.					
	24	Unrestricted				
	25	Temporarily restricted				
	26	Permanently restricted				
	Foundations that do not follow SFAS 117, check here ▶ <input checked="" type="checkbox"/>					
	and complete lines 27 through 31					
	27	Capital stock, trust principal, or current funds	524,141.	507,048.		
28	Paid-in or capital surplus, or land, bldg., and equipment fund	0.	0.			
29	Retained earnings, accumulated income, endowment, or other funds	0.	0.			
30	<b>Total net assets or fund balances</b>	524,141.	507,048.			
31	<b>Total liabilities and net assets/fund balances</b>	524,141.	507,048.			

Part III Analysis of Changes in Net Assets or Fund Balances

1	Total net assets or fund balances at beginning of year - Part II, column (a), line 30 (must agree with end-of-year figure reported on prior year's return)	1	524,141.
2	Enter amount from Part I, line 27a	2	<17,093.>
3	Other increases not included in line 2 (itemize) ▶	3	0.
4	Add lines 1, 2, and 3	4	507,048.
5	Decreases not included in line 2 (itemize) ▶	5	0.
6	Total net assets or fund balances at end of year (line 4 minus line 5) - Part II, column (b), line 30	6	507,048.

Form 990-PF (2014)

423511  
11-24-14

DANA BROWN CHARITABLE TRUST FOUNDATION

Form 990-PF (2014)

LELA RICE, TRUSTEE

43-6331557

Page 3

**Part IV Capital Gains and Losses for Tax on Investment Income**

(a) List and describe the kind(s) of property sold (e.g., real estate, 2-story brick warehouse; or common stock, 200 shs. MLC Co.)	(b) How acquired P - Purchase D - Donation	(c) Date acquired (mo., day, yr.)	(d) Date sold (mo., day, yr.)
a MERRILL LYNCH #19436 SEE ATTACHED	P	VARIOUS	VARIOUS
b MERRILL LYNCH #11869 SEE ATTACHED	P	VARIOUS	VARIOUS
c CASH IN LIEU	P	VARIOUS	VARIOUS
d MERRILL LYNCH BASIS ADJUSTMENT		VARIOUS	VARIOUS
e			

(e) Gross sales price	(f) Depreciation allowed (or allowable)	(g) Cost or other basis plus expense of sale	(h) Gain or (loss) (e) plus (f) minus (g)
a 107,505.		89,931.	17,574.
b 100,883.		92,133.	8,750.
c 32.			32.
d		464.	<464.>
e			

Complete only for assets showing gain in column (h) and owned by the foundation on 12/31/69			(i) Gains (Col. (h) gain minus col. (k), but not less than -0-) or Losses (from col. (h))
(i) F.M.V. as of 12/31/69	(j) Adjusted basis as of 12/31/69	(k) Excess of col. (i) over col. (j), if any	
a			17,574.
b			8,750.
c			32.
d			<464.>
e			

2 Capital gain net income or (net capital loss)	{ If gain, also enter in Part I, line 7 If (loss), enter -0- in Part I, line 7 }	2	25,892.
3 Net short-term capital gain or (loss) as defined in sections 1222(5) and (6): If gain, also enter in Part I, line 8, column (c). If (loss), enter -0- in Part I, line 8		3	N/A

**Part V Qualification Under Section 4940(e) for Reduced Tax on Net Investment Income**

(For optional use by domestic private foundations subject to the section 4940(a) tax on net investment income.)

If section 4940(d)(2) applies, leave this part blank.

Was the foundation liable for the section 4942 tax on the distributable amount of any year in the base period?  Yes  No

If "Yes," the foundation does not qualify under section 4940(e). Do not complete this part.

1 Enter the appropriate amount in each column for each year; see the instructions before making any entries.

(a) Base period years Calendar year (or tax year beginning in)	(b) Adjusted qualifying distributions	(c) Net value of noncharitable-use assets	(d) Distribution ratio (col. (b) divided by col. (c))
2013	28,398.	606,823.	.046798
2012	28,436.	567,495.	.050108
2011	30,530.	568,712.	.053683
2010	28,439.	632,370.	.044972
2009	27,237.	606,066.	.044941

2 Total of line 1, column (d)	2	.240502
3 Average distribution ratio for the 5-year base period - divide the total on line 2 by 5, or by the number of years the foundation has been in existence if less than 5 years	3	.048100
4 Enter the net value of noncharitable-use assets for 2014 from Part X, line 5	4	601,767.
5 Multiply line 4 by line 3	5	28,945.
6 Enter 1% of net investment income (1% of Part I, line 27b)	6	305.
7 Add lines 5 and 6	7	29,250.
8 Enter qualifying distributions from Part XII, line 4	8	29,750.

If line 8 is equal to or greater than line 7, check the box in Part VI, line 1b, and complete that part using a 1% tax rate. See the Part VI instructions.

DANA BROWN CHARITABLE TRUST FOUNDATION

Form 990-PF (2014)

LELA RICE, TRUSTEE

43-6331557

Page 4

**Part VI Excise Tax Based on Investment Income (Section 4940(a), 4940(b), 4940(e), or 4948 - see instructions)**

1a	Exempt operating foundations described in section 4940(d)(2), check here <input type="checkbox"/> and enter "N/A" on line 1 Date of ruling or determination letter: _____ (attach copy of letter if necessary-see instructions)		
b	Domestic foundations that meet the section 4940(e) requirements in Part V, check here <input checked="" type="checkbox"/> and enter 1% of Part I, line 27b	1	305.
c	All other domestic foundations enter 2% of line 27b. Exempt foreign organizations enter 4% of Part I, line 12, col. (b).		
2	Tax under section 511 (domestic section 4947(a)(1) trusts and taxable foundations only. Others enter -0-)	2	0.
3	Add lines 1 and 2	3	305.
4	Subtitle A (income) tax (domestic section 4947(a)(1) trusts and taxable foundations only. Others enter -0-)	4	0.
5	<b>Tax based on investment income.</b> Subtract line 4 from line 3. If zero or less, enter -0-	5	305.
6	Credits/Payments:		
a	2014 estimated tax payments and 2013 overpayment credited to 2014	6a	641.
b	Exempt foreign organizations - tax withheld at source	6b	
c	Tax paid with application for extension of time to file (Form 8868)	6c	
d	Backup withholding erroneously withheld	6d	
7	Total credits and payments. Add lines 6a through 6d	7	641.
8	Enter any <b>penalty</b> for underpayment of estimated tax. Check here <input type="checkbox"/> if Form 2220 is attached	8	
9	<b>Tax due.</b> If the total of lines 5 and 8 is more than line 7, enter <b>amount owed</b>	9	
10	<b>Overpayment.</b> If line 7 is more than the total of lines 5 and 8, enter the <b>amount overpaid</b>	10	336.
11	Enter the amount of line 10 to be: <b>Credited to 2015 estimated tax</b> <input type="checkbox"/> <b>Refunded</b> <input checked="" type="checkbox"/>	11	0.

**Part VII-A Statements Regarding Activities**

	Yes	No
1a		X
1b		X
1c		X
2		X
3		X
4a		X
4b		X
5		X
6	X	
7	X	
8a		
8b	X	
9		X
10		X

N/A

Form 990-PF (2014)

DANA BROWN CHARITABLE TRUST FOUNDATION

Form 990-PF (2014)

LELA RICE, TRUSTEE

43-6331557

Page 5

**Part VII-A Statements Regarding Activities** (continued)

11	At any time during the year, did the foundation, directly or indirectly, own a controlled entity within the meaning of section 512(b)(13)? If "Yes," attach schedule (see instructions)			X
12	Did the foundation make a distribution to a donor advised fund over which the foundation or a disqualified person had advisory privileges? If "Yes," attach statement (see instructions)			X
13	Did the foundation comply with the public inspection requirements for its annual returns and exemption application? Website address ▶ N/A	X		
14	The books are in care of ▶ LELA RICE, TRUSTEE Telephone no. ▶ (636) 227-9940 Located at ▶ P.O. BOX 3688, BALLWIN, MO ZIP+4 ▶ 63022-3688			
15	Section 4947(a)(1) nonexempt charitable trusts filing Form 990-PF in lieu of Form 1041 - Check here and enter the amount of tax-exempt interest received or accrued during the year		15	N/A
16	At any time during calendar year 2014, did the foundation have an interest in or a signature or other authority over a bank, securities, or other financial account in a foreign country? See the instructions for exceptions and filing requirements for FinCEN Form 114, (formerly TD F 90-22.1) If "Yes," enter the name of the foreign country ▶		16	Yes No X

**Part VII-B Statements Regarding Activities for Which Form 4720 May Be Required**

File Form 4720 if any item is checked in the "Yes" column, unless an exception applies.

		Yes	No
1a	During the year did the foundation (either directly or indirectly):		
(1)	Engage in the sale or exchange, or leasing of property with a disqualified person? <input type="checkbox"/> Yes <input checked="" type="checkbox"/> No		
(2)	Borrow money from, lend money to, or otherwise extend credit to (or accept it from) a disqualified person? <input type="checkbox"/> Yes <input checked="" type="checkbox"/> No		
(3)	Furnish goods, services, or facilities to (or accept them from) a disqualified person? <input type="checkbox"/> Yes <input checked="" type="checkbox"/> No		
(4)	Pay compensation to, or pay or reimburse the expenses of, a disqualified person? <input type="checkbox"/> Yes <input checked="" type="checkbox"/> No		
(5)	Transfer any income or assets to a disqualified person (or make any of either available for the benefit or use of a disqualified person)? <input type="checkbox"/> Yes <input checked="" type="checkbox"/> No		
(6)	Agree to pay money or property to a government official? (Exception. Check "No" if the foundation agreed to make a grant to or to employ the official for a period after termination of government service, if terminating within 90 days.) <input type="checkbox"/> Yes <input checked="" type="checkbox"/> No		
b	If any answer is "Yes" to 1a(1)-(6), did any of the acts fail to qualify under the exceptions described in Regulations section 53.4941(d)-3 or in a current notice regarding disaster assistance (see instructions)? Organizations relying on a current notice regarding disaster assistance check here <input type="checkbox"/> N/A	1b	
c	Did the foundation engage in a prior year in any of the acts described in 1a, other than excepted acts, that were not corrected before the first day of the tax year beginning in 2014? <input type="checkbox"/> Yes <input checked="" type="checkbox"/> No	1c	X
2	Taxes on failure to distribute income (section 4942) (does not apply for years the foundation was a private operating foundation defined in section 4942(j)(3) or 4942(j)(5)):		
a	At the end of tax year 2014, did the foundation have any undistributed income (lines 6d and 6e, Part XIII) for tax year(s) beginning before 2014? <input checked="" type="checkbox"/> Yes <input type="checkbox"/> No If "Yes," list the years ▶ 2013		
b	Are there any years listed in 2a for which the foundation is not applying the provisions of section 4942(a)(2) (relating to incorrect valuation of assets) to the year's undistributed income? (If applying section 4942(a)(2) to all years listed, answer "No" and attach statement - see instructions.)	2b	X
c	If the provisions of section 4942(a)(2) are being applied to any of the years listed in 2a, list the years here. ▶		
3a	Did the foundation hold more than a 2% direct or indirect interest in any business enterprise at any time during the year? <input type="checkbox"/> Yes <input checked="" type="checkbox"/> No		
b	If "Yes," did it have excess business holdings in 2014 as a result of (1) any purchase by the foundation or disqualified persons after May 26, 1969; (2) the lapse of the 5-year period (or longer period approved by the Commissioner under section 4943(c)(7)) to dispose of holdings acquired by gift or bequest; or (3) the lapse of the 10-, 15-, or 20-year first phase holding period? (Use Schedule C, Form 4720, to determine if the foundation had excess business holdings in 2014) <input type="checkbox"/> Yes <input checked="" type="checkbox"/> No	3b	
4a	Did the foundation invest during the year any amount in a manner that would jeopardize its charitable purposes?	4a	X
b	Did the foundation make any investment in a prior year (but after December 31, 1969) that could jeopardize its charitable purpose that had not been removed from jeopardy before the first day of the tax year beginning in 2014?	4b	X

Form 990-PF (2014)

**Part VII-B** Statements Regarding Activities for Which Form 4720 May Be Required (continued)

5a During the year did the foundation pay or incur any amount to:

(1) Carry on propaganda, or otherwise attempt to influence legislation (section 4945(e))?  Yes  No

(2) Influence the outcome of any specific public election (see section 4955); or to carry on, directly or indirectly, any voter registration drive?  Yes  No

(3) Provide a grant to an individual for travel, study, or other similar purposes?  Yes  No

(4) Provide a grant to an organization other than a charitable, etc., organization described in section 4945(d)(4)(A)? (see instructions)  Yes  No

(5) Provide for any purpose other than religious, charitable, scientific, literary, or educational purposes, or for the prevention of cruelty to children or animals?  Yes  No

b If any answer is "Yes" to 5a(1)-(5), did any of the transactions fail to qualify under the exceptions described in Regulations section 53.4945 or in a current notice regarding disaster assistance (see instructions)?  Yes  No  
 Organizations relying on a current notice regarding disaster assistance check here  N/A

c If the answer is "Yes" to question 5a(4), does the foundation claim exemption from the tax because it maintained expenditure responsibility for the grant?  Yes  No  
 If "Yes," attach the statement required by Regulations section 53.4945-5(d) N/A

6a Did the foundation, during the year, receive any funds, directly or indirectly, to pay premiums on a personal benefit contract?  Yes  No

b Did the foundation, during the year, pay premiums, directly or indirectly, on a personal benefit contract?  Yes  No  
 If "Yes" to 6b, file Form 8870

7a At any time during the tax year, was the foundation a party to a prohibited tax shelter transaction?  Yes  No

b If "Yes," did the foundation receive any proceeds or have any net income attributable to the transaction?  Yes  No

**Part VIII** Information About Officers, Directors, Trustees, Foundation Managers, Highly Paid Employees, and Contractors

**1** List all officers, directors, trustees, foundation managers and their compensation.

(a) Name and address	(b) Title, and average hours per week devoted to position	(c) Compensation (If not paid, enter -0-)	(d) Contributions to employee benefit plans and deferred compensation	(e) Expense account, other allowances
LELA RICE 619 TWIGWOOD DRIVE BALLWIN, MO 63021	TRUSTEE 1.00	8,946.	0.	0.
AUGUST C. LAMARCA 414 NORTH BALLAS ROAD CREVE COEUR, MO 63141	TRUSTEE 1.00	8,946.	0.	0.

**2** Compensation of five highest-paid employees (other than those included on line 1). If none, enter "NONE."

(a) Name and address of each employee paid more than \$50,000	(b) Title, and average hours per week devoted to position	(c) Compensation	(d) Contributions to employee benefit plans and deferred compensation	(e) Expense account, other allowances
NONE				

Total number of other employees paid over \$50,000 0

DANA BROWN CHARITABLE TRUST FOUNDATION

Form 990-PF (2014)

LELA RICE, TRUSTEE

43-6331557

Page 7

**Part VIII** Information About Officers, Directors, Trustees, Foundation Managers, Highly Paid Employees, and Contractors *(continued)*

**3** Five highest-paid independent contractors for professional services. If none, enter "NONE."

(a) Name and address of each person paid more than \$50,000	(b) Type of service	(c) Compensation
NONE		

Total number of others receiving over \$50,000 for professional services ▶ 0

**Part IX-A** Summary of Direct Charitable Activities

List the foundation's four largest direct charitable activities during the tax year. Include relevant statistical information such as the number of organizations and other beneficiaries served, conferences convened, research papers produced, etc.	Expenses
1 N/A	
2	
3	
4	

**Part IX-B** Summary of Program-Related Investments

Describe the two largest program-related investments made by the foundation during the tax year on lines 1 and 2.	Amount
1 N/A	
2	
All other program-related investments. See instructions.	
3	
<b>Total.</b> Add lines 1 through 3 <span style="float: right;">▶</span>	0.

Form 990-PF (2014)

DANA BROWN CHARITABLE TRUST FOUNDATION

Form 990-PF (2014)

LELA RICE, TRUSTEE

43-6331557 Page 8

**Part X**

**Minimum Investment Return** (All domestic foundations must complete this part. Foreign foundations, see instructions.)

1	Fair market value of assets not used (or held for use) directly in carrying out charitable, etc., purposes:		
a	Average monthly fair market value of securities	1a	571,172.
b	Average of monthly cash balances	1b	39,759.
c	Fair market value of all other assets	1c	
d	<b>Total</b> (add lines 1a, b, and c)	1d	610,931.
e	Reduction claimed for blockage or other factors reported on lines 1a and 1c (attach detailed explanation)	1e	0.
2	Acquisition indebtedness applicable to line 1 assets	2	0.
3	Subtract line 2 from line 1d	3	610,931.
4	Cash deemed held for charitable activities. Enter 1 1/2% of line 3 (for greater amount, see instructions)	4	9,164.
5	<b>Net value of noncharitable-use assets</b> Subtract line 4 from line 3. Enter here and on Part V, line 4	5	601,767.
6	<b>Minimum investment return</b> Enter 5% of line 5	6	30,088.

**Part XI**

**Distributable Amount** (see instructions) (Section 4942(j)(3) and (j)(5) private operating foundations and certain foreign organizations check here  and do not complete this part.)

1	Minimum investment return from Part X, line 6	1	30,088.
2a	Tax on investment income for 2014 from Part VI, line 5	2a	305.
b	Income tax for 2014. (This does not include the tax from Part VI.)	2b	
c	Add lines 2a and 2b	2c	305.
3	Distributable amount before adjustments. Subtract line 2c from line 1	3	29,783.
4	Recoveries of amounts treated as qualifying distributions	4	0.
5	Add lines 3 and 4	5	29,783.
6	Deduction from distributable amount (see instructions)	6	0.
7	<b>Distributable amount</b> as adjusted. Subtract line 6 from line 5. Enter here and on Part XIII, line 1	7	29,783.

**Part XII**

**Qualifying Distributions** (see instructions)

1	Amounts paid (including administrative expenses) to accomplish charitable, etc., purposes:		
a	Expenses, contributions, gifts, etc. - total from Part I, column (d), line 26	1a	29,750.
b	Program-related investments - total from Part IX-B	1b	0.
2	Amounts paid to acquire assets used (or held for use) directly in carrying out charitable, etc., purposes	2	
3	Amounts set aside for specific charitable projects that satisfy the:		
a	Suitability test (prior IRS approval required)	3a	
b	Cash distribution test (attach the required schedule)	3b	
4	<b>Qualifying distributions.</b> Add lines 1a through 3b. Enter here and on Part V, line 8, and Part XIII, line 4	4	29,750.
5	Foundations that qualify under section 4940(e) for the reduced rate of tax on net investment income. Enter 1% of Part I, line 27b	5	305.
6	<b>Adjusted qualifying distributions</b> Subtract line 5 from line 4	6	29,445.

**Note** The amount on line 6 will be used in Part V, column (b), in subsequent years when calculating whether the foundation qualifies for the section 4940(e) reduction of tax in those years.

Form 990-PF (2014)

DANA BROWN CHARITABLE TRUST FOUNDATION

Form 990-PF (2014)

LELA RICE, TRUSTEE

43-6331557 Page 9

**Part XIII** Undistributed Income (see instructions)

	(a) Corpus	(b) Years prior to 2013	(c) 2013	(d) 2014
1 Distributable amount for 2014 from Part XI, line 7				29,783.
2 Undistributed income, if any, as of the end of 2014				
a Enter amount for 2013 only			29,839.	
b Total for prior years:		0.		
3 Excess distributions carryover, if any, to 2014:				
a From 2009				
b From 2010				
c From 2011				
d From 2012				
e From 2013				
f Total of lines 3a through e	0.			
4 Qualifying distributions for 2014 from Part XII, line 4: ▶ \$ 29,750.				
a Applied to 2013, but not more than line 2a			29,750.	
b Applied to undistributed income of prior years (Election required - see instructions)		0.		
c Treated as distributions out of corpus (Election required - see instructions)	0.			
d Applied to 2014 distributable amount				0.
e Remaining amount distributed out of corpus	0.			
5 Excess distributions carryover applied to 2014 (If an amount appears in column (d), the same amount must be shown in column (a))	0.			0.
6 Enter the net total of each column as indicated below:				
a Corpus Add lines 3f, 4c, and 4e Subtract line 5	0.			
b Prior years' undistributed income. Subtract line 4b from line 2b		0.		
c Enter the amount of prior years' undistributed income for which a notice of deficiency has been issued, or on which the section 4942(a) tax has been previously assessed		0.		
d Subtract line 6c from line 6b. Taxable amount - see instructions		0.		
e Undistributed income for 2013. Subtract line 4a from line 2a. Taxable amount - see instr.			89.	
f Undistributed income for 2014. Subtract lines 4d and 5 from line 1. This amount must be distributed in 2015				29,783.
7 Amounts treated as distributions out of corpus to satisfy requirements imposed by section 170(b)(1)(F) or 4942(g)(3) (Election may be required - see instructions)	0.			
8 Excess distributions carryover from 2009 not applied on line 5 or line 7	0.			
9 Excess distributions carryover to 2015 Subtract lines 7 and 8 from line 6a	0.			
10 Analysis of line 9:				
a Excess from 2010				
b Excess from 2011				
c Excess from 2012				
d Excess from 2013				
e Excess from 2014				

423581 11-24-14

Form 990-PF (2014)

**Part XIV Private Operating Foundations** (see instructions and Part VII-A, question 9) N/A

1 a If the foundation has received a ruling or determination letter that it is a private operating foundation, and the ruling is effective for 2014, enter the date of the ruling ▶

b Check box to indicate whether the foundation is a private operating foundation described in section  4942(j)(3) or  4942(j)(5)

	Tax year	Prior 3 years			(e) Total
	(a) 2014	(b) 2013	(c) 2012	(d) 2011	
2 a Enter the lesser of the adjusted net income from Part I or the minimum investment return from Part X for each year listed					
b 85% of line 2a					
c Qualifying distributions from Part XII, line 4 for each year listed					
d Amounts included in line 2c not used directly for active conduct of exempt activities					
e Qualifying distributions made directly for active conduct of exempt activities. Subtract line 2d from line 2c					
3 Complete 3a, b, or c for the alternative test relied upon:					
a "Assets" alternative test - enter:					
(1) Value of all assets					
(2) Value of assets qualifying under section 4942(j)(3)(B)(i)					
b "Endowment" alternative test - enter 2/3 of minimum investment return shown in Part X, line 6 for each year listed					
c "Support" alternative test - enter:					
(1) Total support other than gross investment income (interest, dividends, rents, payments on securities loans (section 512(a)(5)), or royalties)					
(2) Support from general public and 5 or more exempt organizations as provided in section 4942(j)(3)(B)(iii)					
(3) Largest amount of support from an exempt organization					
(4) Gross investment income					

**Part XV Supplementary Information (Complete this part only if the foundation had \$5,000 or more in assets at any time during the year-see instructions.)**

1 **Information Regarding Foundation Managers:**

a List any managers of the foundation who have contributed more than 2% of the total contributions received by the foundation before the close of any tax year (but only if they have contributed more than \$5,000). (See section 507(d)(2).)

**NONE**

b List any managers of the foundation who own 10% or more of the stock of a corporation (or an equally large portion of the ownership of a partnership or other entity) of which the foundation has a 10% or greater interest.

**2 Information Regarding Contribution, Grant, Gift, Loan, Scholarship, etc., Programs:**

Check here  if the foundation only makes contributions to preselected charitable organizations and does not accept unsolicited requests for funds. If the foundation makes gifts, grants, etc. (see instructions) to individuals or organizations under other conditions, complete items 2a, b, c, and d.

- a The name, address, and telephone number or e-mail address of the person to whom applications should be addressed:

---

- b The form in which applications should be submitted and information and materials they should include:

---

- c Any submission deadlines:

---

- d Any restrictions or limitations on awards, such as by geographical areas, charitable fields, kinds of institutions, or other factors.

DANA BROWN CHARITABLE TRUST FOUNDATION

Form 990-PF (2014)

LELA RICE, TRUSTEE

43-6331557 Page 11

**Part XV** Supplementary Information (continued)

3 Grants and Contributions Paid During the Year or Approved for Future Payment				
Recipient	If recipient is an individual, show any relationship to any foundation manager or substantial contributor	Foundation status of recipient	Purpose of grant or contribution	Amount
Name and address (home or business)				
<b>a Paid during the year</b>				
KETC / CHANNEL 9 3655 OLIVE STREET ST. LOUIS, MO 63108	PUBLIC CHARITY	NOT RELATED	PUBLIC TELEVISION	5,950.
SALVATION ARMY 1130 HAMPTON ST. LOUIS, MO 63139	PUBLIC CHARITY	NOT RELATED	CARE OF INDIGENTS	5,950.
ST. LOUIS CHILDREN'S HOSPITAL ONE CHILDREN'S PLACE ST. LOUIS, MO 63110	PUBLIC CHARITY	NOT RELATED	MEDICAL CARE FOR CHILDREN	5,950.
ST. LOUIS ZOO 1 GOVERNMENT DRIVE ST. LOUIS, MO 63110	PUBLIC CHARITY	NOT RELATED	SUPPORT FOR PUBLIC ZOO	5,950.
YMCA OF GREATER ST. LOUIS 1528 LOCUST STREET ST. LOUIS, MO 63103	PUBLIC CHARITY	NOT RELATED	YMCA	5,950.
<b>Total</b>				<b>29,750.</b>
<b>b Approved for future payment</b>				
NONE				
<b>Total</b>				<b>0.</b>





FORM 990-PF INTEREST ON SAVINGS AND TEMPORARY CASH INVESTMENTS STATEMENT 1

SOURCE	(A) REVENUE PER BOOKS	(B) NET INVESTMENT INCOME	(C) ADJUSTED NET INCOME
BANK OF AMERICA	3.	3.	
MERRILL LYNCH	4.	4.	
TOTAL TO PART I, LINE 3	7.	7.	

FORM 990-PF DIVIDENDS AND INTEREST FROM SECURITIES STATEMENT 2

SOURCE	GROSS AMOUNT	CAPITAL GAINS DIVIDENDS	(A) REVENUE PER BOOKS	(B) NET INVEST- MENT INCOME	(C) ADJUSTED NET INCOME
MERRILL LYNCH - DIVIDENDS	16,954.	0.	16,954.	16,954.	
TO PART I, LINE 4	16,954.	0.	16,954.	16,954.	

FORM 990-PF ACCOUNTING FEES STATEMENT 3

DESCRIPTION	(A) EXPENSES PER BOOKS	(B) NET INVEST- MENT INCOME	(C) ADJUSTED NET INCOME	(D) CHARITABLE PURPOSES
ACCOUNTING AND TAX SERVICES	3,120.	3,120.		0.
TO FORM 990-PF, PG 1, LN 16B	3,120.	3,120.		0.

FORM 990-PF OTHER PROFESSIONAL FEES STATEMENT 4

DESCRIPTION	(A) EXPENSES PER BOOKS	(B) NET INVEST- MENT INCOME	(C) ADJUSTED NET INCOME	(D) CHARITABLE PURPOSES
BROKERAGE FEES	8,946.	8,946.		0.
TO FORM 990-PF, PG 1, LN 16C	8,946.	8,946.		0.

FORM 990-PF	TAXES			STATEMENT	5
DESCRIPTION	(A) EXPENSES PER BOOKS	(B) NET INVEST- MENT INCOME	(C) ADJUSTED NET INCOME	(D) CHARITABLE PURPOSES	
FOREIGN TAXES PAID	199.	199.			0.
TO FORM 990-PF, PG 1, LN 18	199.	199.			0.

FORM 990-PF	OTHER EXPENSES			STATEMENT	6
DESCRIPTION	(A) EXPENSES PER BOOKS	(B) NET INVEST- MENT INCOME	(C) ADJUSTED NET INCOME	(D) CHARITABLE PURPOSES	
MISCELLANEOUS EXPENSE	39.	39.			0.
TO FORM 990-PF, PG 1, LN 23	39.	39.			0.

FORM 990-PF	CORPORATE STOCK		STATEMENT	7
DESCRIPTION	BOOK VALUE	FAIR MARKET VALUE		
MERRILL LYNCH - EQUITIES (SEE ATTACHED)	471,103.	501,170.		
TOTAL TO FORM 990-PF, PART II, LINE 10B	471,103.	501,170.		

# Capital Gains & Losses

Dana Brown Charitable Foundation						
Capital Gains						
Account	Proceeds from Sales	Gain/Loss from Sales	Cost Basis	Cash Flow	ML Gain/Loss	Wash Sale
788-19436						
October-14	1,210.29	74.57	1,135.72			
November-14	18,869.42	4,899.83	14,169.59			
December-14						
January-15	11,096.23	(805.58)	11,901.81			
February-15	16,209.46	4,087.47	12,121.99			
March-15	20,237.73	3,140.31	17,097.42			
April-15						
May-15						
June-15						
July-15						
August-15	39,881.82	6,377.21	33,504.61			
September-15						
	107,504.95	17,573.81	89,931.14			
788-11869						
October-14	1,328.37	(36.01)	1,364.38			
November-14	3,562.56	893.33	2,669.23			
December-14	11,591.72	(2,052.72)	13,644.44			
January-15						
February-15	20,840.98	2,824.10	18,016.88			
March-15	9,595.83	2,682.55	6,913.28			
April-15						
May-15						
June-15	14,776.81	3,234.97	11,541.84			
July-15	1,831.50	1,831.50				
August-15	25,236.73	3,159.00	22,077.73			
September-15	12,118.20	(4,216.20)	15,905.66			428.74
	100,882.70	8,320.52	92,133.44			428.74

# Capital Gains & Losses

24-Hour Assistance: (800) MERRILL

Account Number: 788-19436

2ND ACCOUNT

January 31, 2015 February 27, 2015

## YOUR CMA FOR TRUST TRANSACTIONS

### SECURITY TRANSACTIONS (continued) TRANSACTIONS CONDUCTED PER THE APPLICABLE WRITTEN AGREEMENT

Settlement Date	Trade Date	Description	Transaction Type	Quantity	Unit Price	Debit	Credit	Accrued Interest Earned/(Paid)
		CAPACITY IN WHICH ML ACTED ARE AVAILABLE UPON REQUEST WE MAKE A MKT IN ISSUE						
		ML ACTED AS AGENT CUS NO 91913Y100 SEC NO 79A05						
		PRINCIPAL 1251.89 TRN FEE 0 02						
		Subtotal (Sales)				16,209.46		
		<b>TOTAL</b>				<b>32,939.20</b>		<b>16,209.46</b>

### REALIZED GAINS/(LOSSES)

Description	Quantity	Acquired Date	Liquidation Date	Sale Amount	Cost Basis	This Statement	Gains/(Losses) Year to Date
AMER EXPRESS COMPANY	118 0000	04/09/13	02/18/15	9,440.05	7,692.42	1,747.63	
AMERICAN WTR WKS CO INC	7 0000	04/09/13	02/19/15	377.43	291.81	85.62	
CARDINAL HEALTH INC OHIO	5 0000	10/28/13	02/19/15	430.59	278.98	151.61	
CVS HEALTH CORP	15 0000	04/09/13	02/19/15	1,552.62	849.23	703.39	
ORACLE CORP \$0 01 DEL	22 0000	04/09/13	02/19/15	972.38	727.01	245.37	
THERMO FISHER SCIENTIFIC	13 0000	04/09/13	02/19/15	1,656.43	1,019.72	636.71	
VALERO ENERGY CORP NEW	21 0000	04/09/13	02/19/15	1,261.87	821.29	440.58	
Subtotal (Long-Term)	5 0000	08/14/14	02/19/15	518.09	441.53	76.56	4,010.91
DISNEY (WALT) CO COM STK							(729.02)
Subtotal (Short-Term)							
<b>TOTAL</b>				<b>16,209.46</b>	<b>12,121.99</b>	<b>4,087.47</b>	<b>3,281.89</b>

⊙ - Excludes transactions for which we have insufficient data



# Capital Gains & Losses

2ND ACCOUNT

Account Number: 788-19436

24-Hour Assistance: (800) MERRILL

## YOUR CMA FOR TRUST TRANSACTIONS

February 28 2015 - March 31, 2015

### REALIZED GAINS/(LOSSES)

Description	Quantity	Acquired Date	Liquidation Date	Sale Amount	Cost Basis	This Statement	Gains/(Losses) Year to Date
VALERO ENERGY CORP NEW	114.0000	04/09/13	03/19/15	6,909.59 ✓	4,458.44	2,451.15	
VALERO ENERGY CORP NEW	32.0000	05/10/13	03/19/15	1,939.54 ✓	1,213.45	726.09	
Subtotal (Long-Term)						3,177.24	7,188.15
MEDTRONIC INC COM	148.0000	01/23/15	01/29/15	11,388.60	11,425.53	(36.93)	
Subtotal (Short-Term)						(36.93)	(765.95)
<b>TOTAL</b>				<b>20,237.73</b>	<b>17,097.42</b>	<b>3,140.31</b>	<b>6,422.20</b>

○ - Excludes transactions for which we have insufficient data

## YOUR CMA FOR TRUST MONEY ACCOUNT TRANSACTIONS

Date	Description	Withdrawals	Deposits	Date	Description	Withdrawals	Deposits
03/02	ML BANK DEPOSIT PROGRAM		403.00	03/23	ML BANK DEPOSIT PROGRAM		76.00
03/03	ML BANK DEPOSIT PROGRAM		147.00	03/25	ML BANK DEPOSIT PROGRAM		283.00
03/04	ML BANK DEPOSIT PROGRAM		84.00	03/27	ML BANK DEPOSIT PROGRAM		48.00
03/11	ML BANK DEPOSIT PROGRAM		100.00				
<b>NET TOTAL</b>							<b>1,141.00</b>

+

0.10

7.155

13 of 25

# Capital Gains & Losses

2ND ACCOUNT

Account Number: 788-19436

24-Hour Assistance: (800) MERRILL

## YOUR CMA FOR TRUST TRANSACTIONS

August 01, 2015 - August 31, 2015

### SECURITY TRANSACTIONS (continued) TRANSACTIONS CONDUCTED PER THE APPLICABLE WRITTEN AGREEMENT

Settlement Date	Trade Date	Description	Transaction Type	Quantity	Unit Price	Debit	Credit	Accrued Interest Earned/(Paid)
08/20	08/17	WELLS FARGO & CO NEW DEL	Sale	-20	57.3501		1,146.98	
PER ADVISORY AGREEMENT EXECUTED 100% AGENCY PRICE SHOWN IS AVERAGE PRICE DETAILS REGARDING ACTUAL PRICES, REMUNERATION AND THE CAPACITY IN WHICH ML ACTED ARE AVAILABLE UPON REQUEST WE MAKE A MK1 IN ISSUE ML ACTED AS AGENT CUS NO 949746101 SEC NO 9DBG5 PRINCIPAL 1147 00 TRN FEE 0 02								
Subtotal (Sales)						39,881.82		
<b>TOTAL</b>						<b>16,525.28</b>		<b>39,881.82</b>

### REALIZED GAINS/(LOSSES)

Description	Quantity	Acquired Date	Liquidation Date	Sale Amount	Cost Basis	This Statement	Gains/(Losses) Year to Date
AMERICAN WTR WKS CO INC	20.0000	04/09/13	08/17/15	1,093.58	833.75	259.83	
AUTOMATIC DATA PROC	10.0000	05/10/13	08/17/15	845.78	612.11	233.67	
COMCAST CORP NEW CL A	20.0000	04/09/13	08/17/15	1,207.99	825.30	382.69	
CARDINAL HEALTH INC OHIO	10.0000	10/28/13	08/17/15	842.08	557.96	284.12	
CVS HEALTH CORP	10.0000	04/09/13	08/17/15	1,085.58	566.16	519.42	
CATERPILLAR INC DEL	82.0000	04/09/13	07/29/15	6,290.46	7,052.82	(762.36)	
CITIGROUP INC COM NEW	30.0000	04/09/13	08/17/15	1,733.67	1,315.08	418.59	
DOMINION RES INC NEW VA	20.0000	06/28/13	08/17/15	1,523.57	1,137.80	385.77	
HOME DEPOT INC	10.0000	04/09/13	08/17/15	1,199.78	712.46	487.32	
MONDELEZ INTERNATIONAL	90.0000	06/27/14	08/17/15	4,158.83	3,359.70	799.13	
NIKE INC CL B	10.0000	04/09/13	08/17/15	1,149.98	598.70	551.28	
ORACLE CORP \$0 01 DEL	30.0000	04/09/13	08/17/15	1,191.28	991.37	199.91	
SCHLUMBERGER LTD	10.0000	04/09/13	08/17/15	833.58	754.30	79.28	

+

# Capital Gains & Losses



Account Number: 788-19436

August 01, 2015 - August 31, 2015

2ND ACCOUNT

## YOUR CMA FOR TRUST TRANSACTIONS

### REALIZED GAINS/(LOSSES) (continued)

Description	Quantity	Acquired Date	Liquidation Date	Sale Amount	Cost Basis	Gains/(Losses)	
						This Statement	Year to Date
THERMO FISHER SCIENTIFIC	10.0000	04/09/13	08/17/15	1,360.60	784.40	576.20	
UNITED TECHS CORP COM	68.0000	04/09/13	07/29/15	6,746.84	6,427.75	319.09	
VERIZON COMMUNICATNS COM	10.0000	04/22/14	08/17/15	474.99	481.77	(6.78)	
VISA INC CL A SHRS	40.0000	04/09/13	08/17/15	2,973.15	1,646.88	1,326.27	
WELLS FARGO & CO NEW DEL	20.0000	04/09/13	08/17/15	1,146.98	750.00	396.98	
Subtotal (Long-Term)				1,534.27	1,668.00	(133.73)	13,638.56
CATERPILLAR INC DEL	10.0000	07/29/15	08/17/15	916.01	889.30	26.71	
DANAHER CORP DEL COM	20.0000	01/30/15	08/17/15	1,572.82	1,539.00	33.82	
MEDTRONIC PLC SHS						(73.20)	(839.15)
Subtotal (Short-Term)						6,377.21	12,799.41
<b>TOTAL</b>				<b>39,881.82</b>	<b>33,504.61</b>		

⊖ - Excludes transactions for which we have insufficient data

### CASH/OTHER TRANSACTIONS

Date	Transaction Type	Quantity	Description	Debit	Credit
08/20	Wire Transfer		WIRE TRF OUTP45232019488	25,000.00	
	Subtotal (Electronic Transfers)			25,000.00	1.96
08/28	Other Distrib		MSG FEE REVIEW REFUND		1.96
	Subtotal (Other Debits/Credits)			24,998.04	
	<b>NET TOTAL</b>				

## YOUR CMA FOR TRUST MONEY ACCOUNT TRANSACTIONS

Date	Description	Withdrawals	Deposits	Date	Description	Withdrawals	Deposits
08/03	ML BANK DEPOSIT PROGRAM	1,954.00		08/21	ML BANK DEPOSIT PROGRAM		389.00
08/04	ML BANK DEPOSIT PROGRAM		135.00	08/31	ML BANK DEPOSIT PROGRAM		40.00
	<b>NET TOTAL</b>					<b>1,390.00</b>	



# Capital Gains & Losses



Account Number: 788-11869

LELA G RICE TTEE

October 01, 2014 - October 31, 2014

## YOUR CMA FOR TRUST TRANSACTIONS

### SECURITY TRANSACTIONS (continued) TRANSACTIONS CONDUCTED PER THE APPLICABLE WRITTEN AGREEMENT

Settlement Date	Trade Date	Description	Transaction Type	Quantity	Unit Price	Debit	Credit	Accrued Interest Earned/(Paid)
10/06		CDK GLOBAL INC SHS HOLDING 138 0000 PAID BY AUTOMATIC DATA P PAY DATE 10/04/2014	Stock Dividend	46				
<b>Subtotal (Other Security Transactions)</b>							<b>1,568.28</b>	<b>1,328.37</b>
<b>TOTAL</b>							<b>1,568.28</b>	<b>1,328.37</b>

### REALIZED GAINS/(LOSSES)

Description	Quantity	Acquired Date	Liquidation Date	Sale Amount	Cost Basis	This Statement	Gains/(Losses) Year to Date
Subtotal (Long-Term)							59.49
CDK GLOBAL INC SHS	45.0000	11/19/13	10/06/14	1,328.37	1,364.38	(36.01)	
Subtotal (Short-Term)						(36.01)	2,421.26
<b>TOTAL</b>				<b>1,328.37</b>	<b>1,364.38</b>	<b>(36.01)</b>	<b>2,480.75</b>

⊖ - Excludes transactions for which we have insufficient data

### CASH/OTHER TRANSACTIONS

Date	Transaction Type	Quantity	Description	Debit	Credit
10/07	Journal Entry		PIA ADVISORY FEE	1,128.21	
10/15	Fgn Div Tax		BCE INC NON-RECLAIMABLE TAX PAY DATE 10/15/2014	15.06	
10/31	Fgn Div Tax		TORONTO DOMINION BANK NON-RECLAIMABLE TAX PAY DATE 10/31/2014	12.09	
<b>Subtotal (Other Debits/Credits)</b>				<b>1,155.36</b>	
<b>NET TOTAL</b>				<b>1,155.36</b>	

+



# Capital Gains & Losses

LELA G RICE TTEE

Account Number: 788-11869

24-Hour Assistance: (800) MERRILL

November 01, 2014 - November 28, 2014

## YOUR CMA FOR TRUST TRANSACTIONS

### SECURITY TRANSACTIONS (continued) TRANSACTIONS CONDUCTED PER THE APPLICABLE WRITTEN AGREEMENT

Settlement Date	Trade Date	Description	Transaction Type	Quantity	Unit Price	Debit	Credit	Accrued Interest Earned/(Paid)
11/06		HALYARD HEALTH INC SHS HOLDING 113 0000 PAID BY KIMBERLY CLARK PAY DATE 11/06/2014	Stock Dividend	14				
						<b>6,351.18</b>	<b>3,562.56</b>	
<b>TOTAL</b>								

### REALIZED GAINS/(LOSSES)

Description	Quantity	Acquired Date	Liquidation Date	Sale Amount	Cost Basis	This Statement	Gains/(Losses) Year to Date	
ABBVIE INC SHS	28,000	04/09/13	11/06/14	1,753.44	1,192.94	560.50		
HALYARD HEALTH INC SHS	14,000	04/09/13	11/06/14	533.95	461.74	72.21		
KIMBERLY CLARK	4,000	04/09/13	11/06/14	451.43	380.66	70.77		
NEXTERA ENERGY INC SHS	8,000	04/09/13	11/06/14	823.74	633.89	189.85	952.82	
<b>Subtotal (Long-Term)</b>						<b>893.33</b>	<b>2,421.26</b>	
<b>Subtotal (Short-Term)</b>						<b>2,669.23</b>	<b>893.33</b>	<b>3,374.08</b>
<b>TOTAL</b>								

\* Excludes transactions for which we have insufficient data

### CASH/OTHER TRANSACTIONS

Date	Transaction Type	Quantity	Description	Debit	Credit
11/12	Cash in Lieu		HALYARD HEALTH INC SHS HOLDING 113 0000 PAID BY KIMBERLY CLARK PAY DATE 11/06/2014		4.75

+

011

7155

22 of 26

# Capital Gains & Losses

LELA G RICE TTEE

Account Number 788-11869

24-Hour Assistance: (800) MERRILL

## YOUR CMA FOR TRUST TRANSACTIONS

November 29, 2014 - December 31, 2014

### SECURITY TRANSACTIONS (continued) TRANSACTIONS CONDUCTED PER THE APPLICABLE WRITTEN AGREEMENT

Settlement Date	Trade Date	Description	Transaction Type	Quantity	Unit Price	Debit	Credit	Accrued Interest Earned/(Paid)
12/04		CALIFORNIA RESOURCES	Stock Dividend	54				
		CORP SHS HOLDING 137 0000						
		PAID BY OCCIDENTAL PETE PAY DATE 12/04/2014						
		Subtotal (Other Security Transactions)				12,313.82	11,591.72	
		<b>TOTAL</b>				<b>12,313.82</b>	<b>11,591.72</b>	

### REALIZED GAINS/(LOSSES)

Description	Quantity	Acquired Date	Liquidation Date	Sale Amount	Cost Basis	This Statement	Gains/(Losses) Year to Date
CDK GLOBAL INC SHS	1 0000	11/19/13	12/08/14	40 12	30.32	9.80	
CALIFORNIA RESOURCES	46 0000	12/31/10	12/05/14	295 51	393.57	(98.06)	
GLAXOSMITHKLINE PLC ADR	203.0000	11/01/13	12/11/14	8,816.09	10,692.01	(1,875.92)	
Subtotal (Long-Term)						(1,964.18)	(1,011.36)
CALIFORNIA RESOURCES	8 0000	11/06/14	12/05/14	51.40	59.73	(8.33)	
GLAXOSMITHKLINE PLC ADR	55 0000	11/06/14	12/11/14	2,388.60	2,468.81	(80.21)	
Subtotal (Short-Term)						(88.54)	2,332.72
<b>TOTAL</b>				<b>11,591.72</b>	<b>13,644.44</b>	<b>(2,052.72)</b>	<b>1,321.36</b>

⊖ Excludes transactions for which we have insufficient data

The capital gains and losses shown above may not reflect all transactions which must be reported on your 2014 tax return. These reportable transactions will appear on your January statement.

### CASH/OTHER TRANSACTIONS

Date	Transaction Type	Quantity	Description	Debit	Credit
12/10	■ Cash in Lieu		CALIFORNIA RESOURCES		4.47
			CORP SHS		
			HOLDING 137 0000		

4

021

7155

20 of 24

# Capital Gains & Losses



Account Number: 788-11869

LELA G RICE TTEE

January 31, 2015 - February 27, 2015

## YOUR CMA FOR TRUST TRANSACTIONS

Description	Quantity	Acquired Date	Liquidation Date	Sale Amount	Cost Basis	Gains/(Losses)	
						This Statement	Year to Date
BCE INC	184.0000	04/09/13	02/10/15	8,158.84	8,427.20	(268.36)	
NEXTERA ENERGY INC SHS	84.0000	04/09/13	02/06/15	8,877.49	6,655.79	2,221.70	
NEXTERA ENERGY INC SHS	36.0000	07/01/13	02/06/15	3,804.65	2,933.89	870.76	
<b>Subtotal (Long-Term)</b>				<b>20,840.98</b>	<b>18,016.88</b>	<b>2,824.10</b>	<b>2,824.10</b>

Excludes transactions for which we have insufficient data

## CASH/OTHER TRANSACTIONS

Date	Transaction Type	Quantity	Description	Debit	Credit
02/02	Fgn Div Tax		TORONTO DOMINION BANK	10.87	
			NON-RECLAIMABLE TAX		
			PAY DATE 01/31/2015	10.87	
	<b>Subtotal (Other Debits/Credits)</b>			<b>10.87</b>	
	<b>NET TOTAL</b>			<b>10.87</b>	

## YOUR CMA FOR TRUST MONEY ACCOUNT TRANSACTIONS

Date	Description	Withdrawals	Deposits	Description	Withdrawals	Deposits
02/03	ML BANK DEPOSIT PROGRAM		350.00	02/13 ML BANK DEPOSIT PROGRAM	1,157.00	
02/12	ML BANK DEPOSIT PROGRAM		361.00	02/17 ML BANK DEPOSIT PROGRAM		96.00
	<b>NET TOTAL</b>				<b>350.00</b>	

[+]



# Capital Gains & Losses

LELA G RICE TTEE

Account Number: 788-11869

24-Hour Assistance: (800) MERRILL

## YOUR CMA FOR TRUST TRANSACTIONS

February 28, 2015 - March 31, 2015

### REALIZED GAINS/(LOSSES)

Description	Quantity	Acquired Date	Liquidation Date	Sale Amount	Cost Basis	Gains/(Losses)	
						This Statement	Year to Date
DU PONT E I DE NEMOURS	96 0000	04/09/13	03/18/15	7,178.34	4,724.43	2,453.91	
KIMBERLY CLARK	23 0000	04/09/13	03/18/15	2,417.49	2,188.85	228.64	
Subtotal (Long-Term)				<b>9,595.83</b>	<b>6,913.28</b>	<b>2,682.55</b>	<b>5,506.65</b>
<b>TOTAL</b>						<b>2,682.55</b>	<b>5,506.65</b>

⊖ Excludes transactions for which we have insufficient data

### CASH/OTHER TRANSACTIONS

Date	Transaction Type	Quantity	Description	Debit	Credit
03/16	Fgn Div Tax		THOMSON REUTERS CORP NON-RECLAIMABLE TAX PAY DATE 03/16/2015	7.74	
03/23	Certif fee		ASTRAZENECA PLC SPND ADR DEPOSITORY BANK SVCE FEE	3.14	
	Subtotal (Other Debits/Credits)			<b>10.88</b>	
	<b>NET TOTAL</b>			<b>10.88</b>	

## YOUR CMA FOR TRUST MONEY ACCOUNT TRANSACTIONS

Date	Description	Withdrawals	Deposits	Date	Description	Withdrawals	Deposits
03/03	ML BANK DEPOSIT PROGRAM		115.00	03/17	ML BANK DEPOSIT PROGRAM		138.00
03/06	ML BANK DEPOSIT PROGRAM		41.00	03/23	ML BANK DEPOSIT PROGRAM		231.00
03/11	ML BANK DEPOSIT PROGRAM		272.00	03/24	ML BANK DEPOSIT PROGRAM		912.00
03/16	ML BANK DEPOSIT PROGRAM		45.00	03/30	ML BANK DEPOSIT PROGRAM		279.00
	<b>NET TOTAL</b>						<b>2,033.00</b>



# Capital Gains & Losses

LELA G RICE TTEE

Account Number: 788-11869

24-Hour Assistance: (800) MERRILL

## YOUR CMA FOR TRUST TRANSACTIONS

May 30, 2015 - June 30, 2015

### SECURITY TRANSACTIONS (continued) TRANSACTIONS CONDUCTED PER THE APPLICABLE WRITTEN AGREEMENT

Settlement Date	Trade Date	Description	Transaction Type	Quantity	Unit Price	Debit	Credit	Accrued Interest Earned/(Paid)
06/05		TALEN ENERGY CORP SHS	Stock Dividend	32				
		WHEN ISSUED HOLDING 259 0000						
		PAID BY PPL CORPORATION PAY DATE 06/05/2015						
		Subtotal (Other Security Transactions)				13,429.37	14,776.81	
		<b>TOTAL</b>						

### REALIZED GAINS/(LOSSES)

Description	Quantity	Acquired Date	Liquidation Date	Sale Amount	Cost Basis	This Statement	Gains/(Losses) Year to Date
ALTRIA GROUP INC	35 0000	04/09/13	06/04/15	1,753.12	1,241.64	511.48	
AUTOMATIC DATA PROC	13 0000	11/19/13	06/04/15	1,105.37	908.06	197.31	
DIGITAL RLTY TR INC	37.0000	04/09/13	06/04/15	2,406.44	2,605.37	(198.93)	
INTEL CORP	96 0000	04/09/13	06/04/15	3,118.03	2,088.58	1,029.45	
KRAFT FOODS GROUP INC	30 0000	04/09/13	06/04/15	2,514.85	1,522.07	992.78	
LOCKHEED MARTIN CORP	7 0000	01/13/14	06/04/15	1,337.12	1,076.19	260.93	
TALEN ENERGY CORP SHS	32 0000	07/01/13	06/04/15	593.91	554.93	38.98	
Subtotal (Long-Term)				1,947.97	1,545.00	2,832.00	8,338.65
ELI LILLY & CO	25 0000	06/20/14	06/04/15			402.97	
Subtotal (Short-Term)						402.97	402.97
<b>TOTAL</b>				<b>14,776.81</b>	<b>11,541.84</b>	<b>3,234.97</b>	<b>8,741.82</b>

⊖ Excludes transactions for which we have insufficient data

### CASH/OTHER TRANSACTIONS

Date	Transaction Type	Quantity	Description	Debit	Credit
06/10	■ Cash in Lieu		TALEN ENERGY CORP SHS WHEN ISSUED		6.70

1

# Capital Gains & Losses



LELA G RICE TTEE

Account Number: 788-11869

## YOUR CMA FOR TRUST TRANSACTIONS

July 01, 2015 - July 31, 2015

### SECURITY TRANSACTIONS (continued) TRANSACTIONS CONDUCTED PER THE APPLICABLE WRITTEN AGREEMENT

Settlement Date	Description	Transaction Type	Quantity	Unit Price	Debit	Credit	Accrued Interest Earned/(Paid)
07/30	ASTRAZENECA PLC SPND ADR	Stock Dividend	181				
	HOLDING 181 0000 PAY DATE 07/24/2015					1,831.50	
	Subtotal (Other Security Transactions)					1,831.50	
	<b>TOTAL</b>					<b>1,831.50</b>	

### REALIZED GAINS/(LOSSES)

Description	Quantity	Acquired Date	Liquidation Date	Sale Amount	Cost Basis	This Statement	Gains/(Losses) Year to Date
KRAFT FOODS GROUP INC	1110000	04/09/13	07/06/15	1,831.50	.00	1,831.50	10,170.15
Subtotal (Long-Term)						1,831.50	402.97
Subtotal (Short-Term)							
<b>TOTAL</b>				<b>1,831.50</b>		<b>1,831.50</b>	<b>10,573.12</b>

⊖ Excludes transactions for which we have insufficient data

### CASH/OTHER TRANSACTIONS

Date	Transaction Type	Quantity	Description	Debit	Credit
07/07	Journal Entry		PIA ADVISORY FEE	1,178.33	
07/31	Fgn Div Tax		TORONTO DOMINION BANK NON-RECLAIMABLE TAX PAY DATE 07/31/2015	11.38	
	Subtotal (Other Debits/Credits)			1,189.71	
	<b>NET TOTAL</b>			<b>1,189.71</b>	

+

020

7155

21 of 24



# Capital Gains & Losses

LELA G RICE TTEE

Account Number 788-11869

24-Hour Assistance: (800) MERRILL

## YOUR CMA FOR TRUST TRANSACTIONS

August 01, 2015 August 31, 2015

### SECURITY TRANSACTIONS (continued)

#### TRANSACTIONS CONDUCTED PER THE APPLICABLE WRITTEN AGREEMENT

Settlement Date	Trade Date	Description	Transaction Type	Quantity	Unit Price	Debit	Credit	Accrued Interest Earned/(Paid)
08/20	08/17	VERIZON COMMUNICATNS COM	Sale	-20	47.5025		950.03	
		PER ADVISORY AGREEMENT EXECUTED 100% AGENCY PRICE SHOWN IS AVERAGE PRICE DETAILS REGARDING ACTUAL PRICES REMUNERATION AND THE CAPACITY IN WHICH ML ACTED ARE AVAILABLE UPON REQUEST WE MAKE A MKT IN ISSUE ML ACTED AS AGENT CUS NO 92343V104 SEC NO 79806 PRINCIPAL 950 05 TRN FEE 0 02						
08/21		Subtotal (Sales)					25,236.73	
		CARE CAPITAL PROPERTIES	Stock Dividend	39				
		INC SHS WHEN ISS HOLDING 157 0000						
		PAID BY VENTAS INC PAY DATE 08/21/2015						
		Subtotal (Other Security Transactions)						
		<b>TOTAL</b>					<b>25,236.73</b>	

### REALIZED GAINS/(LOSSES)

Description	Quantity	Acquired Date	Liquidation Date	Sale Amount	Cost Basis	This Statement	Gains/(Losses) Year to Date
ALTRIA GROUP INC	30,0000	04/09/13	08/17/15	1,569.25	1,064.26	604.99	
ANHEUSER-BUSCH INBEV ADR	10,0000	06/29/14	08/17/15	1,165.58	1,162.35	3.23	
ABBVIE INC SHS	30,0000	04/09/13	08/17/15	2,083.46	1,278.15	805.31	
AT&T INC	20,0000	04/09/13	08/17/15	683.99	755.80	(71.81)	
AMN ELEC POWER CO	20,0000	11/12/13	08/17/15	1,167.78	949.55	218.23	
AUTOMATIC DATA PROC	10,0000	11/19/13	08/17/15	846.58	698.51	148.07	
DIGITAL RLTY TR INC	30,0000	04/09/13	08/17/15	2,008.46	2,112.46	(104.00)	
GENERAL ELECTRIC	50,0000	04/09/13	08/17/15	1,309.49	1,152.99	156.50	
INTEL CORP	10,0000	04/09/13	08/17/15	290.79	217.56	73.23	
JPMORGAN CHASE & CO	20,0000	04/09/13	08/17/15	1,362.02	974.20	387.82	

[+]

01.

7165

31 of 36

# Capital Gains & Losses



LELA G RICE TTEE

Account Number 788-11869

## YOUR CMA FOR TRUST TRANSACTIONS

August 01, 2015 - August 31, 2015

### REALIZED GAINS/(LOSSES) (continued)

Description	Quantity	Acquired Date	Liquidation Date	Sale Amount	Cost Basis	This Statement	Gains/(Losses) Year to Date
KIMBERLY CLARK	10.0000	04/09/13	08/17/15	1,160.91	951.67	209.24	
LOCKHEED MARTIN CORP	10.0000	01/13/14	08/17/15	2,128.49	1,537.42	591.07	
ELI LILLY & CO	10.0000	06/20/14	08/17/15	834.18	618.00	216.18	
MCDONALDS CORP COM	10.0000	04/09/13	08/17/15	1,006.91	1,011.13	(4.22)	
PPL CORPORATION	10.0000	07/01/13	08/17/15	335.79	279.31	56.48	
THOMSON REUTERS CORP	20.0000	04/09/13	08/17/15	824.43	644.56	179.87	
VENTAS INC	30.0000	04/09/13	08/17/15	2,050.76	2,265.13	(214.37)	
VERIZON COMMUNICATNS COM	20.0000	04/09/13	08/17/15	950.03	988.51	(38.48)	
Subtotal (Long-Term)						3,217.34	13,387.49
ASTRAZENECA PLC SPND ADR	30.0000	12/11/14	08/17/15	1,007.68	1,106.27	(98.59)	
COCA COLA COM	20.0000	03/18/15	08/17/15	826.38	798.15	28.23	
DOMINION RES INC NEW VA	20.0000	02/06/15	08/17/15	1,523.77	1,511.75	12.02	
Subtotal (Short-Term)						(58.34)	344.63
<b>TOTAL</b>				<b>25,236.73</b>	<b>22,077.73</b>	<b>3,159.00</b>	<b>13,732.12</b>

⊖ Excludes transactions for which we have insufficient data

### UNSETTLED TRADES

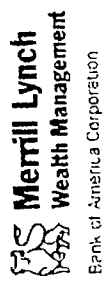
Trade Date	Settlement Date	Description	Symbol/Cusip	Transaction Type	Quantity	Price	Amount
08/27	09/01	CARE CAPITAL PROPERTIES	CCF	Sale	39	31.4700	1,227.31
08/27	09/01	VENTAS INC	VTR	Purchase	35	56.4699	(1,976.45)
<b>NET TOTAL</b>							<b>(749.14)</b>

### CASH/OTHER TRANSACTIONS

Date	Transaction Type	Quantity	Description	Debit	Credit
08/21	Wire Transfer		WIRE TRF OUTP45233014639	25,000.00	
	Subtotal (Electronic Transfers)			25,000.00	



# Capital Gains & Losses



Account Number: 788-19436

October 01, 2014 - October 31, 2014

2ND ACCOUNT

## YOUR CMA FOR TRUST TRANSACTIONS

SECURITY TRANSACTIONS (continued)  
TRANSACTIONS CONDUCTED PER THE APPLICABLE WRITTEN AGREEMENT

Settlement Date	Trade Date	Description	Transaction Type	Quantity	Unit Price	Debit	Credit	Accrued Interest Earned/(Paid)
10/06		ML ACTED AS AGENT CUS NO 12508E101 SEC NO 16531 PRINCIPAL 1210 32 TRN FEE 0 03 Subtotal (Sales)		41			1,210.29	
		CDK GLOBAL INC SHS HOLDING 124 0000 PAID BY AUTOMATIC DATA P PAY DATE 10/04/2014	Stock Dividend					
						<b>1,493.60</b>	<b>1,210.29</b>	
						<b>TOTAL</b>		

### REALIZED GAINS/(LOSSES)

Description	Quantity	Acquired Date	Liquidation Date	Sale Amount	Cost Basis	This Statement	Gains/(Losses) Year to Date
CDK GLOBAL INC SHS	28.0000	05/10/13	10/06/14	826.53	743.93	82.60	12,293.99
Subtotal (Long-Term)						82.60	
CDK GLOBAL INC SHS	13.0000	12/19/13	10/06/14	383.76	391.79	(8.03)	453.92
Subtotal (Short-Term)						(8.03)	
						<b>1,210.29</b>	<b>12,747.91</b>
						<b>TOTAL</b>	

⊖ - Excludes transactions for which we have insufficient data

### CASH/OTHER TRANSACTIONS

Date	Transaction Type	Quantity	Description	Debit	Credit
10/07	Journal Entry		PIA ADVISORY FEE	1,084.75	
10/10	■ Cash in Lieu		CDK GLOBAL INC SHS HOLDING 124 0000 PAID BY AUTOMATIC DATA P PAY DATE 10/04/2014		8.67

+

011

7155



12 of 23

# Capital Gains & Losses

2ND ACCOUNT

Account Number 788-19436

24-Hour Assistance: (800) MERRILL

## YOUR CMA FOR TRUST TRANSACTIONS

November 01, 2014 - November 28, 2014

### SECURITY TRANSACTIONS (continued) TRANSACTIONS CONDUCTED PER THE APPLICABLE WRITTEN AGREEMENT

Settlement Date	Trade Date	Description	Transaction Type	Quantity	Unit Price	Debit	Credit	Accrued Interest Earned/(Paid)
11/13	11/07	VALERO ENERGY CORP NEW	Sale	-31	507.000		1571.67	
		PER ADVISORY AGREEMENT EXECUTED 100% AGENCY PRICE SHOWN IS AVERAGE PRICE DETAILS REGARDING ACTUAL PRICES, REMUNERATION AND THE CAPACITY IN WHICH ML ACTED ARE AVAILABLE UPON REQUEST WE MAKE A MKT IN ISSUE ML ACTED AS AGENT CUS NO 91913Y100 SEC NO 79A05 PRINCIPAL 1571.70 TRN FEE 0.03						
		Subtotal (Sales)				1,112.65	18,869.42	
		<b>TOTAL</b>				<b>1,112.65</b>	<b>18,869.42</b>	

### REALIZED GAINS/(LOSSES)

Description	Quantity	Acquired Date	Liquidation Date	Sale Amount	Cost Basis	This Statement	Gains/(Losses) Year to Date
AUTOMATIC DATA PROC	10.0000	05/10/13	11/07/14	846.48	612.10	234.38	
CARDINAL HEALTH INC OHIO	24.0000	10/28/13	11/07/14	1,906.77	1,339.12	567.65	
CVS HEALTH CORP	22.0000	04/09/13	11/07/14	1,940.80	1,245.54	695.26	
FEDEX CORP DELAWARE COM	15.0000	04/09/13	11/07/14	2,564.34	1,430.25	1,134.09	
NIKE INC CL B	19.0000	04/09/13	11/07/14	1,784.63	1,137.53	647.10	
PRICE T ROWE GROUP INC	80.0000	04/09/13	11/07/14	6,660.65	5,956.90	703.75	
VALERO ENERGY CORP NEW	31.0000	04/09/13	11/07/14	1,571.67	1,212.38	359.29	
Subtotal (Long-Term)				15,940.80	10,235.77	4,341.52	16,635.51
HEWLETT PACKARD CO DEL	44.0000	12/19/13	11/07/14	1,594.08	1,235.77	358.31	
Subtotal (Short-Term)				1,594.08	1,235.77	358.31	812.23
<b>TOTAL</b>				<b>18,869.42</b>	<b>14,169.59</b>	<b>4,699.83</b>	<b>17,447.74</b>

⊖ Excludes transactions for which we have insufficient data



# Capital Gains & Losses



Account Number: 788-19436

2ND ACCOUNT

## YOUR CMA FOR TRUST TRANSACTIONS

January 01, 2015 - January 30, 2015

### SECURITY TRANSACTIONS (continued) TRANSACTIONS CONDUCTED PER THE APPLICABLE WRITTEN AGREEMENT

Settlement Date	Trade Date	Description	Transaction Type	Quantity	Unit Price	Debit	Credit	Accrued Interest Earned/(Paid)
		ML ACTED AS AGENT CUS NO 790849103 SEC NO 66363						
		PRINCIPAL 11096 48 TRN FEE 0.25						
		Subtotal (Sales)						
01/29		MEDTRONIC PLC SHS	Exchange	148			11,096.23	
		PAY DATE 01/29/2015						
01/29		MEDTRONIC INC COM	Exchange	-148				
		PAY DATE 01/29/2015						
		Subtotal (Other Security Transactions)						
		<b>TOTAL</b>				<b>11,425.53</b>	<b>11,098.23</b>	

### REALIZED GAINS/(LOSSES)

Description	Quantity	Acquired Date	Liquidation Date	Sale Amount	Cost Basis	Gains/(Losses)	
						This Statement	Year to Date
ST JUDE MEDICAL INC	153 0000	07/07/14	01/23/15	9,986.60	10,789.16	(802.56)	
ST JUDE MEDICAL INC	17 0000	11/07/14	01/23/15	1,109.63	1,112.65	(3.02)	
Subtotal (Short-Term)						(805.58)	(805.58)
<b>TOTAL</b>				<b>11,096.23</b>	<b>11,901.81</b>	<b>(805.58)</b>	<b>(805.58)</b>

⊖ - Excludes transactions for which we have insufficient data

### CASH/OTHER TRANSACTIONS

Date	Transaction Type	Quantity	Description	Debit	Credit
01/13	Journal Entry			1,063.01	
			PIA ADVISORY FEE	1,063.01	
	Subtotal (Other Debits/Credits)			<b>1,063.01</b>	
	<b>NET TOTAL</b>			<b>1,063.01</b>	

+

019

7155



12 of 22

# Balance Sheet

LELA G RICE TTEE

Account Number: 788-11869

24-Hour Assistance: (800) MERRILL

## ACCOUNT INVESTMENT OBJECTIVE

September 01, 2015 - September 30, 2015

**TOTAL RETURN:** Objective is to strike a balance between current income and growth. Despite the relatively balanced nature of the portfolio, the investor should be willing to assume the risk of price volatility and principal loss

If you have changes to your investment objective, please contact your Financial Advisor(s)

## YOUR CMA FOR TRUST BANK DEPOSIT INTEREST SUMMARY

Money Account Description	Opening Balance	Deposit Balance	Average Balance	Current Yield%	Interest on Deposits	Closing Balance
Bank of America, N.A.	8,773		7,607	.02	0.13	7,365
Bank of America CA, N.A.	1		1	.02	0.00	1
<b>TOTAL ML Bank Deposit Program</b>	<b>8,774</b>				<b>0.13</b>	<b>7,366</b>

## YOUR CMA FOR TRUST ASSETS

CASH/MONEY ACCOUNTS	Description	Quantity	Total Cost Basis	Estimated Market Price	Estimated Market Value	Estimated Annual Income	Est. Annual Yield%
CASH		277.79	277.79		277.79		
+ML BANK DEPOSIT PROGRAM		7,366.00	7,366.00	1.0000	7,366.00	1	.02
+FDIC INSURED NOT SIPC COVERED							
<b>TOTAL</b>			<b>7,643.79</b>		<b>7,643.79</b>	<b>1</b>	<b>.02</b>

EQUITIES	Description	Symbol	Acquired	Quantity	Unit Cost Basis	Total Cost Basis	Estimated Market Price	Estimated Market Value	Unrealized Gain/(Loss)	Annual Income	Estimated Current Yield%
ABBVIE INC SHS		ABBV	04/09/13	167	42.6049	7,115.03	54.4100	9,086.47	1,971.44	341	3.74
ALTRIA GROUP INC		MO	04/09/13	94	35.4754	3,334.69	54.4000	5,113.60	1,778.91	213	4.15
AMN ELEC POWER CO		AEP	11/12/13	146	47.4777	6,931.75	56.8600	8,301.56	1,369.81	310	3.72

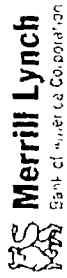
+

014

/15L

14 of 24

# Balance Sheet



LELA G RICE TTEE

Account Number: 788-11869

## YOUR CMA FOR TRUST ASSETS

September 01, 2015 - September 30, 2015

EQUITIES (continued) Description	Symbol	Acquired	Quantity	Unit Cost Basis	Total Cost Basis	Estimated Market Price	Estimated Market Value	Unrealized Gain/(Loss)	Annual Income	Current Yield%
ANHEUSER-BUSCH INBEV ADR	BUD	06/20/14	92	116.2355	10,693.67	106.3200	9,781.44	(912.23)	263	2.68
		11/06/14	8	108.9300	871.44	106.3200	850.56	(20.88)	23	2.68
<b>Subtotal</b>			100		11,565.11		10,632.00	(933.11)	286	2.68
ASTRAZENECA PLC SPND ADR	AZN	12/11/14	284	36.8757	10,472.70	31.8200	9,036.88	(1,435.82)	392	4.33
		06/04/15	48	33.5650	1,611.12	31.8200	1,527.36	(83.76)	57	4.33
<b>Subtotal</b>			332		12,083.82		10,564.24	(1,519.58)	459	4.33
AT&T INC	T	04/09/13	203	37.7899	7,671.35	32.5800	6,613.74	(1,057.61)	382	5.77
		06/04/15	37	34.9700	1,293.89	32.5800	1,205.46	(88.43)	70	5.77
<b>Subtotal</b>			240		8,965.24		7,819.20	(1,146.04)	452	5.77
AUTOMATIC DATA PROC	ADP	11/19/13	115	69.8505	8,032.81	80.3600	9,241.40	1,208.59	226	2.43
		10/06/14	21	74.6800	1,568.28	80.3600	1,687.56	119.28	42	2.43
<b>Subtotal</b>			136		9,601.09		10,928.96	1,327.87	268	2.43
CENTURYLINK INC SHS	CTL	02/10/15	232	40.1578	9,316.63	25.1200	5,827.84	(3,488.79)	502	8.59
		06/04/15	43	33.0200	1,419.86	25.1200	1,080.16	(339.70)	93	8.59
<b>Subtotal</b>			275		10,736.49		6,908.00	(3,828.49)	595	8.59
COCA COLA COM	KO	03/18/15	205	39.9077	8,181.08	40.1200	8,224.60	43.52	271	3.29
CONOCOPHILLIPS	COP	09/09/15	224	47.8287	10,713.63	47.9600	10,743.04	29.41	664	6.17
DIGITAL RLTY TR INC	DLR	04/09/13	77	70.4153	5,421.98	65.3200	5,029.64	(392.34)	262	5.20
		06/07/13	26	60.0000	1,560.00	65.3200	1,698.32	138.32	89	5.20
		11/01/13	58	47.9039	2,778.43	65.3200	3,788.56	1,010.13	198	5.20
<b>Subtotal</b>			161		9,760.41		10,516.52	756.11	549	5.20
DOMINION RES INC NEW VA	D	02/06/15	143	75.5877	10,809.05	70.3800	10,064.34	(744.71)	371	3.68
		06/04/15	16	68.3300	1,093.28	70.3800	1,126.08	32.80	42	3.68
<b>Subtotal</b>			159		11,902.33		11,190.42	(711.91)	413	3.68
ELI LILLY & CO	LLY	06/20/14	110	61.7999	6,797.99	83.6900	9,205.90	2,407.91	220	2.38
GENERAL ELECTRIC	GE	04/09/13	390	23.0598	8,993.36	25.2200	9,835.80	842.44	359	3.64
INTEL CORP	INTC	04/09/13	371	21.7559	8,071.47	30.1400	11,181.94	3,110.47	357	3.18



# Balance Sheet

LELA G RICE TTEE

Account Number 788-11869

24-Hour Assistance: (800) MERRILL

## YOUR CMA FOR TRUST ASSETS

September 01, 2015 - September 30, 2015

EQUITIES (continued) Description	Symbol	Acquired	Quantity	Unit Cost Basis	Total Cost Basis	Estimated Market Price	Estimated Market Value	Unrealized Gain/(Loss) Annual	Estimated Current Income	Yield%
JPMORGAN CHASE & CO	JPM	04/09/13	126	48.7100	6,137.46	60.9700	7,982.22	1,544.76	222	2.88
KIMBERLY CLARK	KMB	04/09/13	76	95.1672	7,232.71	109.0400	8,287.04	1,054.33	268	3.22
KRAFT (THE) HEINZ CO SHS	KHC	04/09/13	111	50.7357	5,631.67	70.5800	7,834.38	2,202.71	245	3.11
LOCKHEED MARTIN CORP	LMT	01/13/14	55	153.7416	8,455.79	207.3100	11,402.05	2,946.26	363	3.18
MCDONALDS CORP COM	MCD	04/09/13	101	101.1125	10,212.37	98.5300	9,951.53	(260.84)	344	3.45
		06/04/15	15	96.4600	1,446.90	98.5300	1,477.95	31.05	51	3.45
Subtotal			116		11,659.27		11,429.48	(229.79)	395	3.45
OCCIDENTAL PETE CORP CAL	OXY	12/31/10	115	94.7821	10,899.95	66.1500	7,607.25	(3,292.70)	345	4.53
		11/06/14	22	82.7118	1,819.66	66.1500	1,455.30	(364.36)	66	4.53
		12/05/14	9	81.6500	734.85	66.1500	595.35	(139.50)	27	4.53
Subtotal			146		13,454.46		9,657.90	(3,796.56)	438	4.53
PACCAR INC	PCAR	04/09/13	187	49.0154	9,165.88	52.1700	9,755.79	589.91	180	1.84
PHILIP MORRIS INTL INC	PM	04/09/13	59	94.5300	5,577.27	79.3300	4,680.47	(896.80)	241	5.14
		06/04/15	14	82.4300	1,154.02	79.3300	1,110.62	(43.40)	58	5.14
Subtotal			73		6,731.29		5,791.09	(940.20)	299	5.14
PPL CORPORATION	PPL	07/01/13	249	27.9310	6,954.84	32.8900	8,189.61	1,234.77	376	4.59
SPECTRA ENERGY CORP	SE	04/09/13	302	30.4553	9,197.53	26.2700	7,933.54	(1,263.99)	447	5.63
		06/04/15	50	34.3900	1,719.50	26.2700	1,313.50	(406.00)	74	5.63
Subtotal			352		10,917.03		9,247.04	(1,669.99)	521	5.63
THOMSON REUTERS CORP	TRI	04/09/13	134	32.2281	4,318.57	40.2600	5,394.84	1,076.27	180	3.32
TORONTO DOMINION BANK	TD	04/09/13	194	39.8811	7,736.95	39.4200	7,647.48	(89.47)	298	3.88
VENTAS INC REIT	VTR	04/09/13	119	65.7264	7,821.45	56.0600	6,671.14	(1,150.31)	348	5.20
		04/19/13	30	63.6156	1,908.47	56.0600	1,681.80	(226.67)	88	5.20
		06/04/15	38	55.9294	2,125.32	56.0600	2,130.28	4.96	111	5.20
		08/27/15	5	56.4700	282.35	56.0600	280.30	(2.05)	15	5.20
Subtotal			192		12,137.59		10,763.52	(1,374.07)	562	5.20

+

# Balance Sheet



LELA G RICE TTEE

Account Number: 788-11869

## YOUR CMA FOR TRUST ASSETS

September 01, 2015 - September 30, 2015

EQUITIES (continued) Description	Symbol	Acquired	Quantity	Unit Cost Basis	Total Cost Basis	Estimated Market Price	Estimated Market Value	Unrealized Gain/(Loss)	Estimated Annual Income	Current Yield%
VERIZON COMMUNICATNS COM	VZ	04/09/13	208	49.4257	10,280.55	43.5100	9,050.08	(1,230.47)	471	5.19
		06/04/15	26	48.0500	1,249.30	43.5100	1,131.26	(118.04)	59	5.19
Subtotal			234		11,529.85		10,181.34	(1,348.51)	530	5.19
<b>TOTAL</b>					256,816.85		263,516.03	6,699.18	10,834	4.04

## LONG PORTFOLIO

Adjusted/Total Cost Basis	Estimated Market Value	Unrealized Gain/(Loss)	Estimated Accrued Interest	Estimated Annual Income	Current Yield%
264,460.64	271,159.82	6,699.18		10,835	3.92
<b>TOTAL</b>					

**Notes**

Cost basis has been adjusted by the deferred loss amount from a previous "Wash Sale" and the acquisition date has been adjusted to include the holding period of the lot closed by that previous "Wash Sale"

## YOUR CMA FOR TRUST TRANSACTIONS

Date	Transaction Type	Quantity	Description	Income	Year To Date Income
09/30	Bank Interest		BANK DEPOSIT INTEREST	13	99
09/01	Subtotal (Taxable Interest) * Dividend		INTEL CORP HOLDING 381.0000 PAY DATE 09/01/2015 PACCAR INC	91.44	
09/04	* Dividend		HOLDING 187.0000	44.88	
09/09	* Dividend		PAY DATE 09/04/2015 SPECTRA ENERGY CORP HOLDING 352.0000	130.24	
09/10	* Dividend		PAY DATE 09/09/2015 AMIN ELEC POWER CO HOLDING 166.0000	87.98	

+



# Balance Sheet

2ND ACCOUNT

Account Number: 788-19436

24-Hour Assistance: (800) MERRILL

## ACCOUNT INVESTMENT OBJECTIVE

September 01, 2015 - September 30, 2015

**TOTAL RETURN:** Objective is to strike a balance between current income and growth. Despite the relatively balanced nature of the portfolio, the investor should be willing to assume the risk of price volatility and principal loss.

If you have changes to your investment objective, please contact your Financial Advisor(s)

## YOUR CMA FOR TRUST BANK DEPOSIT INTEREST SUMMARY

Money Account Description	Opening Balance	Average Deposit Balance	Current Yield%	Interest on Deposits	Closing Balance
Bank of America, N.A.	1,800	2,063	02	0.03	2,263
<b>TOTAL ML Bank Deposit Program</b>	<b>1,800</b>			<b>0.03</b>	<b>2,263</b>

## YOUR CMA FOR TRUST ASSETS

CASH/MONEY ACCOUNTS Description	Quantity	Total Cost Basis	Estimated Market Price	Estimated Market Value	Estimated Annual Income	Est. Annual Yield%
CASH	73.50	73.50		73.50		
+ML BANK DEPOSIT PROGRAM	2,263.00	2,263.00	1.0000	2,263.00		02
+FDIC INSURED NOT SIPC COVERED						
<b>TOTAL</b>		<b>2,336.50</b>		<b>2,336.50</b>		<b>02</b>

EQUITIES Description	Symbol	Acquired	Quantity	Unit Cost Basis	Total Cost Basis	Estimated Market Price	Estimated Market Value	Unrealized Gain/(Loss)	Estimated Annual Income	Estimated Current Yield%
ACE LIMITED	ACE 04/09/13	02/18/15	51	90.5800	4,619.58	103.4000	5,273.40	653.82	137	2.59
			25	113.3720	2,834.30	103.4000	2,585.00	(249.30)	67	2.59
<b>Subtotal</b>			<b>76</b>		<b>7,453.88</b>		<b>7,858.40</b>	<b>404.52</b>	<b>204</b>	<b>2.59</b>



# Balance Sheet



Account Number: 788-19436

## YOUR CMA FOR TRUST ASSETS

September 01, 2015 - September 30, 2015

EQUITIES (continued) Description	Symbol	Acquired	Quantity	Unit Cost Basis	Total Cost Basis	Estimated Market Price	Estimated Market Value	Unrealized Gain/(Loss)	Annual Income	Current Yield%
AMERICAN TOWER REIT INC (HLDG CO) SHS	AMT	02/19/15	83	95.5200	7,928.16	87.9800	7,302.34	(625.82)	153	2.09
AMERICAN WTR WKS CO INC NEW	AWK	04/09/13	142	41.6872	5,919.59	55.0800	7,821.36	1,901.77	194	2.46
AUTOMATIC DATA PROC	ADP	05/10/13 12/19/13 10/06/14	65 39 20	61.2104 69.6476 74.6800	3,978.68 2,716.26 1,493.60	80.3600 80.3600 80.3600	5,223.40 3,134.04 1,607.20	1,244.72 417.78 113.60	128 77 40	2.43 2.43 2.43
Subtotal			124		8,188.54		9,964.64	1,776.10	245	2.43
BLACKROCK INC	BLK	02/18/15	23	378.2926	8,700.73	297.4700	6,841.81	(1,858.92)	201	2.93
CARDINAL HEALTH INC OHIO	CAH	10/28/13	92	55.7965	5,133.28	76.8200	7,067.44	1,934.16	143	2.01
CITIGROUP INC COM NEW	C	04/09/13 02/19/15	91 44	43.8358 51.2600	3,989.06 2,255.44	49.6100 49.6100	4,514.51 2,182.84	525.45 (72.60)	19 9	.40 .40
Subtotal			135		6,244.50		6,697.35	452.85	28	.40
COMCAST CORP NEW CL A	CMCSA	04/09/13	129	41.2650	5,323.19	56.8800	7,337.52	2,014.33	129	1.75
COSTCO WHOLESALE CRP DEL	COST	04/09/13	75	105.9400	7,945.50	144.5700	10,842.75	2,897.25	120	1.10
CUMMINS INC COM	CM	12/19/13 02/19/15	53 8	137.6032 140.9400	7,292.97 1,127.52	108.5800 108.5800	5,754.74 868.64	(1,538.23) (258.88)	207 32	3.59 3.59
Subtotal			61		8,420.49		6,623.38	(1,797.11)	239	3.59
CVS HEALTH CORP	CVS	04/09/13	103	56.6156	5,831.41	96.4800	9,937.44	4,106.03	145	1.45
DANAHER CORP DEL COM	DHR	07/29/15	83	89.9300	7,381.19	85.2100	7,072.43	(308.76)	45	.63
DEVON ENERGY CORP NEW	DVN	03/19/15	148	58.2172	8,616.16	37.0900	5,489.32	(3,126.84)	143	2.58
DISNEY (WALT) CO COM STK	DIS	08/14/14	85	88.3068	7,506.08	102.2000	8,687.00	1,180.92	113	1.29
DOMINION RES INC NEW VA	D	06/28/13 02/19/15	90 7	56.8898 73.8500	5,120.09 516.95	70.3800 70.3800	6,334.20 492.66	1,214.11 (24.29)	234 19	3.68 3.68
Subtotal			97		5,637.04		6,826.86	1,189.82	253	3.68
FEDEX CORP DELAWARE COM	FDX	04/09/13	50	95.3500	4,767.50	143.9800	7,199.00	2,431.50	50	.69



# Balance Sheet

2ND ACCOUNT

Account Number: 788-19436


24-Hour Assistance: (800) MERRILL

## YOUR CMA FOR TRUST ASSETS

September 01, 2015 - September 30, 2015

EQUITIES (continued)	Symbol	Acquired	Quantity	Unit Cost Basis	Total Cost Basis	Estimated Market Price	Estimated Market Value	Unrealized Gain/(Loss)	Annual Income	Current Yield%
HESS CORP	HES	06/09/13	118	74.6928	8,813.76	50.0600	5,907.08	(2,906.68)	118	1.99
		02/19/15	31	76.0800	2,358.48	50.0600	1,551.86	(806.62)	31	1.99
<i>Subtotal</i>			149		11,172.24		7,458.94	(3,713.30)	149	1.99
HEWLETT PACKARD CO DEL	HPQ	12/19/13	234	28.0855	6,572.03	25.6100	5,992.74	(579.29)	165	2.74
HOME DEPOT INC	HD	04/09/13	72	71.2459	5,129.71	115.4900	8,315.28	3,185.57	170	2.04
HONEYWELL INTL INC DEL	HON	04/09/13	109	73.5300	8,014.77	94.6900	10,321.21	2,306.44	226	2.18
LOCKHEED MARTIN CORP	LMT	07/29/15	40	206.3657	8,254.79	207.3100	8,292.40	37.61	264	3.18
MEDTRONIC PLC SHS	MDT	01/30/15	128	76.9500	9,849.60	66.9400	8,568.32	(1,281.28)	195	2.27
MONDELEZ INTERNATIONAL INC	MDLZ	06/27/14	194	37.3300	7,242.02	41.8700	8,122.78	880.76	132	1.62
		02/19/15	28	36.9200	1,033.76	41.8700	1,172.36	138.60	20	1.62
<i>Subtotal</i>			222		8,275.78		9,295.14	1,019.36	152	1.62
MONSANTO CO NEW DEL COM	MON	04/09/13	43	105.0551	4,517.37	85.3400	3,669.62	(847.75)	93	2.53
NIKE INC CL B	NKE	04/09/13	50	59.8700	2,993.50	122.9700	6,148.50	3,155.00	56	9.1
ORACLE CORP \$0.01 DEL	ORCL	04/09/13	234	33.0456	7,732.69	36.1200	8,452.08	719.39	141	1.66
SCHLUMBERGER LTD	SLB	04/09/13	72	75.4300	5,430.96	68.9700	4,965.84	(465.12)	144	2.89
		02/19/15	16	86.7600	1,388.16	68.9700	1,103.52	(284.64)	32	2.89
<i>Subtotal</i>			88		6,819.12		6,069.36	(749.76)	176	2.89
THERMO FISHER SCIENTIFIC INC	TMO	04/09/13	82	78.4400	6,432.08	122.2800	10,026.96	3,594.88	50	4.9
VERIZON COMMUNICATNS COM	VZ	04/22/14	108	48.1767	5,203.09	43.5100	4,699.08	(504.01)	245	5.19
		02/19/15	55	48.9298	2,691.14	43.5100	2,393.05	(298.09)	125	5.19
<i>Subtotal</i>			163		7,894.23		7,092.13	(802.10)	370	5.19
VISA INC CL A SHRS	V	04/09/13	104	41.1719	4,281.88	69.6600	7,244.64	2,962.76	50	6.8
WELLS FARGO & CO NEW DEL	WFC	04/09/13	131	37.5000	4,912.50	51.3500	6,726.85	1,814.35	197	2.92
		02/19/15	8	54.5700	436.56	51.3500	410.80	(25.76)	12	2.92
<i>Subtotal</i>			139		5,349.06		7,137.65	1,788.59	209	2.92
<b>TOTAL</b>					<b>214,286.09</b>		<b>237,654.01</b>	<b>23,367.92</b>	<b>4,871</b>	<b>2.05</b>

# Balance Sheet



Account Number: 788-19436

## YOUR CMA FOR TRUST ASSETS

September 01, 2015 - September 30, 2015

LONG PORTFOLIO	Adjusted/Total Cost Basis	Estimated Market Value	Unrealized Gain/(Loss)	Accrued Interest	Estimated Annual Income	Current Yield%
<b>TOTAL</b>	216,622.59	239,990.51	23,367.92		4,871	2.03

## YOUR CMA FOR TRUST TRANSACTIONS

Date	Transaction Type	Quantity	Description	Income	Year To Date
09/30	Bank Interest		BANK DEPOSIT INTEREST	.03	
09/01	* Dividend		AMERICAN WTR WKS CO INC NEW	55.08	1.77
09/01	* Dividend		HOLDING 162.0000 PAY DATE 09/01/2015		
09/01	* Dividend		CUMMINS INC COM HOLDING 61.0000 PAY DATE 09/01/2015	59.48	
09/01	* Dividend		VISA INC CL A SHRS HOLDING 144.0000 PAY DATE 09/01/2015	17.28	
09/01	* Dividend		WELLS FARGO & CO NEW DEL HOLDING 159.0000 PAY DATE 09/01/2015	59.63	
09/10	* Dividend		HONEYWELL INTL INC DEL HOLDING 109.0000 PAY DATE 09/10/2015	56.41	
09/17	* Dividend		HOME DEPOT INC HOLDING 72.0000 PAY DATE 09/17/2015	42.48	
09/21	* Dividend		DOMINION RES INC NEW VA HOLDING 97.0000 PAY DATE 09/20/2015	62.81	

