



See a Social Security Number? Say Something!  
Report Privacy Problems to <https://public.resource.org/privacy>  
Or call the IRS Identity Theft Hotline at 1-800-908-4490



Form 990-PF

Department of the Treasury  
Internal Revenue Service

Return of Private Foundation

or Section 4947(a)(1) Trust Treated as Private Foundation

Do not enter social security numbers on this form as it may be made public.

Information about Form 990-PF and its instructions is at [www.irs.gov/form990pf](http://www.irs.gov/form990pf).

OMB No 1545-0052

2014

Open to Public Inspection

For calendar year 2014, or tax year beginning 10-01-2014 , and ending 09-30-2015

Name of foundation PHILIP S HARPER FOUNDATION		A Employer identification number  36-6049875	
Number and street (or P O box number if mail is not delivered to street address) PO BOX 96		B Telephone number (see instructions)  (802) 824-3139	
City or town, state or province, country, and ZIP or foreign postal code WESTON, VT 05161		C If exemption application is pending, check here <input type="checkbox"/>	
G Check all that apply <input type="checkbox"/> Initial return <input type="checkbox"/> Initial return of a former public charity <input type="checkbox"/> Final return <input type="checkbox"/> Amended return <input type="checkbox"/> Address change <input type="checkbox"/> Name change		D 1. Foreign organizations, check here <input type="checkbox"/> 2. Foreign organizations meeting the 85% test, check here and attach computation <input type="checkbox"/>	
H Check type of organization <input checked="" type="checkbox"/> Section 501(c)(3) exempt private foundation <input type="checkbox"/> Section 4947(a)(1) nonexempt charitable trust <input type="checkbox"/> Other taxable private foundation		E If private foundation status was terminated under section 507(b)(1)(A), check here <input type="checkbox"/>	
I Fair market value of all assets at end of year (from Part II, col. (c), line 16) \$ 6,426,888		F If the foundation is in a 60-month termination under section 507(b)(1)(B), check here <input type="checkbox"/>	
J Accounting method <input checked="" type="checkbox"/> Cash <input type="checkbox"/> Accrual <input type="checkbox"/> Other (specify) _____ (Part I, column (d) must be on cash basis.)			

Part I Analysis of Revenue and Expenses <small>(The total of amounts in columns (b), (c), and (d) may not necessarily equal the amounts in column (a) (see instructions) )</small>		(a) Revenue and expenses per books	(b) Net investment income	(c) Adjusted net income	(d) Disbursements for charitable purposes (cash basis only)
Revenue	1 Contributions, gifts, grants, etc , received (attach schedule) . . . . .				
	2 Check <input checked="" type="checkbox"/> if the foundation is <b>not</b> required to attach Sch B . . . . .				
	3 Interest on savings and temporary cash investments . . . . .	19,905	19,905		
	4 Dividends and interest from securities. . . . .	98,773	98,773		
	5a Gross rents . . . . .				
	b Net rental income or (loss) _____				
	6a Net gain or (loss) from sale of assets not on line 10 _____	358,303			
	b Gross sales price for all assets on line 6a _____ 1,208,914				
	7 Capital gain net income (from Part IV, line 2) . . . .		358,303		
	8 Net short-term capital gain . . . . .				
	9 Income modifications . . . . .				
	10a Gross sales less returns and allowances _____				
	b Less Cost of goods sold . . . . .				
	c Gross profit or (loss) (attach schedule) . . . . .				
	11 Other income (attach schedule) . . . . .				
	12 <b>Total.</b> Add lines 1 through 11 . . . . .	476,981	476,981		
Operating and Administrative Expenses	13 Compensation of officers, directors, trustees, etc . . . . .	30,000	7,500		22,500
	14 Other employee salaries and wages . . . . .				
	15 Pension plans, employee benefits . . . . .				
	16a Legal fees (attach schedule) . . . . .				
	b Accounting fees (attach schedule) . . . . .	4,250	2,125		2,125
	c Other professional fees (attach schedule) . . . . .				
	17 Interest . . . . .				
	18 Taxes (attach schedule) (see instructions) . . . .	4,125	2,379		1,746
	19 Depreciation (attach schedule) and depletion . . .				
	20 Occupancy . . . . .				
	21 Travel, conferences, and meetings . . . . .				
	22 Printing and publications . . . . .				
	23 Other expenses (attach schedule) . . . . .	23,403	22,215		1,188
	24 <b>Total operating and administrative expenses.</b> Add lines 13 through 23 . . . . .	61,778	34,219		27,559
	25 Contributions, gifts, grants paid . . . . .	335,000			335,000
	26 <b>Total expenses and disbursements.</b> Add lines 24 and 25	396,778	34,219		362,559
	27 Subtract line 26 from line 12				
	a <b>Excess of revenue over expenses and disbursements</b>	80,203			
	b <b>Net investment income</b> (if negative, enter -0-)		442,762		
	c <b>Adjusted net income</b> (if negative, enter -0-)				

Part II Balance Sheets		Attached schedules and amounts in the description column should be for end-of-year amounts only (See instructions )	Beginning of year	End of year	
			(a) Book Value	(b) Book Value	(c) Fair Market Value
Assets	1	Cash—non-interest-bearing . . . . .	134,354	39,905	39,905
	2	Savings and temporary cash investments . . . . .	622,348	540,103	542,878
	3	Accounts receivable ▶ _____ Less allowance for doubtful accounts ▶ _____			
	4	Pledges receivable ▶ _____ Less allowance for doubtful accounts ▶ _____			
	5	Grants receivable . . . . .			
	6	Receivables due from officers, directors, trustees, and other disqualified persons (attach schedule) (see instructions) . . . . .			
	7	Other notes and loans receivable (attach schedule) ▶ _____ Less allowance for doubtful accounts ▶ _____			
	8	Inventories for sale or use . . . . .			
	9	Prepaid expenses and deferred charges . . . . .			
	10a	Investments—U S and state government obligations (attach schedule)			
	b	Investments—corporate stock (attach schedule) . . . . .	1,919,211	1,954,936	
	c	Investments—corporate bonds (attach schedule). . . . .	503,175	675,435	
	11	Investments—land, buildings, and equipment basis ▶ _____ Less accumulated depreciation (attach schedule) ▶ _____			
	12	Investments—mortgage loans . . . . .			
	13	Investments—other (attach schedule) . . . . .	1,631,544	1,680,559	5,844,105
	14	Land, buildings, and equipment basis ▶ _____ Less accumulated depreciation (attach schedule) ▶ _____			
Liabilities	15	Other assets (describe ▶ _____)			
	16	Total assets (to be completed by all filers—see the instructions Also, see page 1, item I)	4,810,632	4,890,938	6,426,888
	17	Accounts payable and accrued expenses . . . . .	2,059	2,162	
	18	Grants payable . . . . .			
	19	Deferred revenue . . . . .			
	20	Loans from officers, directors, trustees, and other disqualified persons			
	21	Mortgages and other notes payable (attach schedule) . . . . .			
	22	Other liabilities (describe ▶ _____)			
	23	Total liabilities (add lines 17 through 22) . . . . .	2,059	2,162	
Net Assets or Fund Balances	Foundations that follow SFAS 117, check here ▶ <input checked="" type="checkbox"/> and complete lines 24 through 26 and lines 30 and 31.				
	24	Unrestricted . . . . .	4,808,573	4,888,776	
	25	Temporarily restricted . . . . .			
	26	Permanently restricted . . . . .			
	Foundations that do not follow SFAS 117, check here ▶ <input type="checkbox"/> and complete lines 27 through 31.				
	27	Capital stock, trust principal, or current funds . . . . .			
	28	Paid-in or capital surplus, or land, bldg , and equipment fund			
	29	Retained earnings, accumulated income, endowment, or other funds			
	30	Total net assets or fund balances (see instructions) . . . . .	4,808,573	4,888,776	
	31	Total liabilities and net assets/fund balances (see instructions) . . . . .	4,810,632	4,890,938	

Part III Analysis of Changes in Net Assets or Fund Balances		
1	Total net assets or fund balances at beginning of year—Part II, column (a), line 30 (must agree with end-of-year figure reported on prior year’s return) . . . . .	1 4,808,573
2	Enter amount from Part I, line 27a . . . . .	2 80,203
3	Other increases not included in line 2 (itemize) ▶ _____	3
4	Add lines 1, 2, and 3 . . . . .	4 4,888,776
5	Decreases not included in line 2 (itemize) ▶ _____	5
6	Total net assets or fund balances at end of year (line 4 minus line 5)—Part II, column (b), line 30 . . . . .	6 4,888,776

Part IV

Capital Gains and Losses for Tax on Investment Income

(a) List and describe the kind(s) of property sold (e g , real estate, 2-story brick warehouse, or common stock, 200 shs MLC Co )		(b) How acquired P—Purchase D—Donation	(c) Date acquired (mo , day, yr )	(d) Date sold (mo , day, yr )		
1a						
(e) Gross sales price		(f) Depreciation allowed (or allowable)	(g) Cost or other basis plus expense of sale		(h) Gain or (loss) (e) plus (f) minus (g)	
a						
b						
c						
d						
e						
Complete only for assets showing gain in column (h) and owned by the foundation on 12/31/69					(i) Gains (Col (h) gain minus col (k), but not less than -0-) or Losses (from col (h))	
(i) F M V as of 12/31/69		(j) Adjusted basis as of 12/31/69	(k) Excess of col (i) over col (j), if any			
a						
b						
c						
d						
e						
2		Capital gain net income or (net capital loss) { If gain, also enter in Part I, line 7 If (loss), enter -0- in Part I, line 7 }			2	358,303
3		Net short-term capital gain or (loss) as defined in sections 1222(5) and (6)  If gain, also enter in Part I, line 8, column (c) (see instructions) If (loss), enter -0- in Part I, line 8 . . . . . }			3	

Part V

Qualification Under Section 4940(e) for Reduced Tax on Net Investment Income

(For optional use by domestic private foundations subject to the section 4940(a) tax on net investment income )

If section 4940(d)(2) applies, leave this part blank

Was the foundation liable for the section 4942 tax on the distributable amount of any year in the base period? ☐ Yes ☒ No

If "Yes," the foundation does not qualify under section 4940(e) Do not complete this part

1 Enter the appropriate amount in each column for each year, see instructions before making any entries

(a) Base period years Calendar year (or tax year beginning in)	(b) Adjusted qualifying distributions	(c) Net value of noncharitable-use assets	(d) Distribution ratio (col (b) divided by col (c))	
2013	348,479	7,111,107	0 04901	
2012	329,904	6,719,868	0 04909	
2011	321,166	6,364,830	0 05046	
2010	319,104	6,407,209	0 04980	
2009	317,584	5,878,417	0 05403	
2 Total of line 1, column (d). . . . .			2	0 25239
3 Average distribution ratio for the 5-year base period—divide the total on line 2 by 5, or by the number of years the foundation has been in existence if less than 5 years . . . .			3	0 05048
4 Enter the net value of noncharitable-use assets for 2014 from Part X, line 5. . . . .			4	6,930,893
5 Multiply line 4 by line 3. . . . .			5	349,851
6 Enter 1% of net investment income (1% of Part I, line 27b). . . . .			6	4,428
7 Add lines 5 and 6. . . . .			7	354,279
8 Enter qualifying distributions from Part XII, line 4. . . . .			8	362,559
If line 8 is equal to or greater than line 7, check the box in Part VI, line 1b, and complete that part using a 1% tax rate See the Part VI instructions				

Part VI

Excise Tax Based on Investment Income (Section 4940(a), 4940(b), 4940(e), or 4948—see page 18 of the instructions)

1a		Exempt operating foundations described in section 4940(d)(2), check here <input type="checkbox"/> and enter "N/A" on line 1			
b		Domestic foundations that meet the section 4940(e) requirements in Part V, check here <input checked="" type="checkbox"/> and enter 1% of Part I, line 27b . . . . .		14,428	
c		All other domestic foundations enter 2% of line 27b. Exempt foreign organizations enter 4% of Part I, line 12, col. (b)			
2		Tax under section 511 (domestic section 4947(a)(1) trusts and taxable foundations only. Others enter -0-)		2	
3		Add lines 1 and 2. . . . .		34,428	
4		Subtitle A (income) tax (domestic section 4947(a)(1) trusts and taxable foundations only. Others enter -0-)		4	
5		Tax based on investment income. Subtract line 4 from line 3. If zero or less, enter -0- . . . . .		54,428	
6		Credits/Payments			
a		2014 estimated tax payments and 2013 overpayment credited to 2014		6a	2,400
b		Exempt foreign organizations—tax withheld at source . . . . .		6b	
c		Tax paid with application for extension of time to file (Form 8868) . . . . .		6c	
d		Backup withholding erroneously withheld . . . . .		6d	
7		Total credits and payments. Add lines 6a through 6d. . . . .		72,400	
8		Enter any penalty for underpayment of estimated tax. Check here <input type="checkbox"/> if Form 2220 is attached.		8	
9		Tax due. If the total of lines 5 and 8 is more than line 7, enter amount owed . . . . .		92,028	
10		Overpayment. If line 7 is more than the total of lines 5 and 8, enter the amount overpaid. . . . .		10	
11		Enter the amount of line 10 to be Credited to 2015 estimated tax Refunded		11	

Part VII-A

Statements Regarding Activities

1a		During the tax year, did the foundation attempt to influence any national, state, or local legislation or did it participate or intervene in any political campaign? . . . . .		1a		No
b		Did it spend more than \$100 during the year (either directly or indirectly) for political purposes (see Instructions for definition)? . . . . .		1b		No
		If the answer is "Yes" to 1a or 1b, attach a detailed description of the activities and copies of any materials published or distributed by the foundation in connection with the activities.				
c		Did the foundation file Form 1120-POL for this year? . . . . .		1c		No
d		Enter the amount (if any) of tax on political expenditures (section 4955) imposed during the year (1) On the foundation \$ (2) On foundation managers \$				
e		Enter the reimbursement (if any) paid by the foundation during the year for political expenditure tax imposed on foundation managers \$				
2		Has the foundation engaged in any activities that have not previously been reported to the IRS? . . . . .		2		No
		If "Yes," attach a detailed description of the activities.				
3		Has the foundation made any changes, not previously reported to the IRS, in its governing instrument, articles of incorporation, or bylaws, or other similar instruments? If "Yes," attach a conformed copy of the changes . . . . .		3		No
4a		Did the foundation have unrelated business gross income of \$1,000 or more during the year? . . . . .		4a		No
b		If "Yes," has it filed a tax return on Form 990-T for this year? . . . . .		4b		No
5		Was there a liquidation, termination, dissolution, or substantial contraction during the year? . . . . .		5		No
		If "Yes," attach the statement required by General Instruction T.				
6		Are the requirements of section 508(e) (relating to sections 4941 through 4945) satisfied either				
		• By language in the governing instrument, or				
		• By state legislation that effectively amends the governing instrument so that no mandatory directions that conflict with the state law remain in the governing instrument? . . . . .		6	Yes	
7		Did the foundation have at least \$5,000 in assets at any time during the year? If "Yes," complete Part II, col. (c), and Part XV. . . . .		7	Yes	
8a		Enter the states to which the foundation reports or with which it is registered (see instructions)				
		IL				
b		If the answer is "Yes" to line 7, has the foundation furnished a copy of Form 990-PF to the Attorney General (or designate) of each state as required by General Instruction G? If "No," attach explanation .		8b	Yes	
9		Is the foundation claiming status as a private operating foundation within the meaning of section 4942(j)(3) or 4942(j)(5) for calendar year 2014 or the taxable year beginning in 2014 (see instructions for Part XIV)? If "Yes," complete Part XIV . . . . .		9		No
10		Did any persons become substantial contributors during the tax year? If "Yes," attach a schedule listing their names and addresses. . . . .		10		No

Part VII-A

Statements Regarding Activities *(continued)*

11	At any time during the year, did the foundation, directly or indirectly, own a controlled entity within the meaning of section 512(b)(13)? If "Yes," attach schedule (see instructions).	11		No
12	Did the foundation make a distribution to a donor advised fund over which the foundation or a disqualified person had advisory privileges? If "Yes," attach statement (see instructions)	12		No
13	Did the foundation comply with the public inspection requirements for its annual returns and exemption application?	13	Yes	
Website address ▶N/A				
14	The books are in care of ▶ANDREW HARPER Telephone no ▶(802) 824-3139 Located at ▶PO BOX 96 WESTON VT ZIP+4 ▶05161			
15	Section 4947(a)(1) nonexempt charitable trusts filing Form 990-PF in lieu of <b>Form 1041</b> —Check here . . . . . ▶ <input type="checkbox"/> and enter the amount of tax-exempt interest received or accrued during the year . . . . . ▶	15		
16	At any time during calendar year 2014, did the foundation have an interest in or a signature or other authority over a bank, securities, or other financial account in a foreign country?	16	Yes	No
See instructions for exceptions and filing requirements for FinCEN Form 114, Report of Foreign Bank and Financial Accounts (FBAR) If "Yes", enter the name of the foreign country ▶				

Part VII-B

Statements Regarding Activities for Which Form 4720 May Be Required

File Form 4720 if any item is checked in the "Yes" column, unless an exception applies.			Yes	No
1a	During the year did the foundation (either directly or indirectly)			
	(1) Engage in the sale or exchange, or leasing of property with a disqualified person? <input type="checkbox"/> Yes <input checked="" type="checkbox"/> No			
	(2) Borrow money from, lend money to, or otherwise extend credit to (or accept it from) a disqualified person? . . . . . <input type="checkbox"/> Yes <input checked="" type="checkbox"/> No			
	(3) Furnish goods, services, or facilities to (or accept them from) a disqualified person? <input type="checkbox"/> Yes <input checked="" type="checkbox"/> No			
	(4) Pay compensation to, or pay or reimburse the expenses of, a disqualified person? <input checked="" type="checkbox"/> Yes <input type="checkbox"/> No			
	(5) Transfer any income or assets to a disqualified person (or make any of either available for the benefit or use of a disqualified person)? . . . . . <input type="checkbox"/> Yes <input checked="" type="checkbox"/> No			
	(6) Agree to pay money or property to a government official? ( <b>Exception.</b> Check "No" if the foundation agreed to make a grant to or to employ the official for a period after termination of government service, if terminating within 90 days ). . . . . <input type="checkbox"/> Yes <input checked="" type="checkbox"/> No			
b	If any answer is "Yes" to 1a(1)–(6), did <b>any</b> of the acts fail to qualify under the exceptions described in Regulations section 53.4941(d)-3 or in a current notice regarding disaster assistance (see instructions)? . . . . . <input type="checkbox"/> Organizations relying on a current notice regarding disaster assistance check here. . . . . ▶ <input type="checkbox"/>	1b		No
c	Did the foundation engage in a prior year in any of the acts described in 1a, other than excepted acts, that were not corrected before the first day of the tax year beginning in 2014? . . . . . <input type="checkbox"/>	1c		No
2	Taxes on failure to distribute income (section 4942) (does not apply for years the foundation was a private operating foundation defined in section 4942(j)(3) or 4942(j)(5))			
a	At the end of tax year 2014, did the foundation have any undistributed income (lines 6d and 6e, Part XIII) for tax year(s) beginning before 2014? . . . . . <input type="checkbox"/> Yes <input checked="" type="checkbox"/> No If "Yes," list the years ▶ 20____, 20____, 20____, 20____			
b	Are there any years listed in 2a for which the foundation is <b>not</b> applying the provisions of section 4942(a)(2) (relating to incorrect valuation of assets) to the year's undistributed income? (If applying section 4942(a)(2) to <b>all</b> years listed, answer "No" and attach statement—see instructions ). . . . . <input type="checkbox"/>	2b		No
c	If the provisions of section 4942(a)(2) are being applied to <b>any</b> of the years listed in 2a, list the years here ▶ 20____, 20____, 20____, 20____			
3a	Did the foundation hold more than a 2% direct or indirect interest in any business enterprise at any time during the year? . . . . . <input type="checkbox"/> Yes <input checked="" type="checkbox"/> No			
b	If "Yes," did it have excess business holdings in 2014 as a result of (1) any purchase by the foundation or disqualified persons after May 26, 1969, (2) the lapse of the 5-year period (or longer period approved by the Commissioner under section 4943(c)(7)) to dispose of holdings acquired by gift or bequest, or (3) the lapse of the 10-, 15-, or 20-year first phase holding period? ( <i>Use Schedule C, Form 4720, to determine if the foundation had excess business holdings in 2014.</i> ) . . . . . <input type="checkbox"/>	3b		No
4a	Did the foundation invest during the year any amount in a manner that would jeopardize its charitable purposes?	4a		No
b	Did the foundation make any investment in a prior year (but after December 31, 1969) that could jeopardize its charitable purpose that had not been removed from jeopardy before the first day of the tax year beginning in 2014?	4b		No

Part VII-B

Statements Regarding Activities for Which Form 4720 May Be Required (continued)

5a

During the year did the foundation pay or incur any amount to

(1)

Carry on propaganda, or otherwise attempt to influence legislation (section 4945(e))?

Yes

No

(2)

Influence the outcome of any specific public election (see section 4955), or to carry on, directly or indirectly, any voter registration drive?

Yes

No

(3)

Provide a grant to an individual for travel, study, or other similar purposes?

Yes

No

(4)

Provide a grant to an organization other than a charitable, etc , organization described in section 4945(d)(4)(A)? (see instructions).

Yes

No

(5)

Provide for any purpose other than religious, charitable, scientific, literary, or educational purposes, or for the prevention of cruelty to children or animals?

Yes

No

b

If any answer is "Yes" to 5a(1)–(5), did **any** of the transactions fail to qualify under the exceptions described in Regulations section 53.4945 or in a current notice regarding disaster assistance (see instructions)?

5b

No

Organizations relying on a current notice regarding disaster assistance check here.

c

If the answer is "Yes" to question 5a(4), does the foundation claim exemption from the tax because it maintained expenditure responsibility for the grant?

Yes

No

If "Yes," attach the statement required by Regulations section 53.4945–5(d).

6a

Did the foundation, during the year, receive any funds, directly or indirectly, to pay premiums on a personal benefit contract?

Yes

No

b

Did the foundation, during the year, pay premiums, directly or indirectly, on a personal benefit contract?

6b

No

If "Yes" to 6b, file Form 8870.

7a

At any time during the tax year, was the foundation a party to a prohibited tax shelter transaction?

Yes

No

b

If yes, did the foundation receive any proceeds or have any net income attributable to the transaction?

7b

No

Part VIII

Information About Officers, Directors, Trustees, Foundation Managers, Highly Paid Employees, and Contractors

1

List all officers, directors, trustees, foundation managers and their compensation (see instructions).

(a) Name and address	(b) Title, and average hours per week devoted to position	(c) Compensation (If not paid, enter -0-)	(d) Contributions to employee benefit plans and deferred compensation	(e) Expense account, other allowances
ANNE HARPER 179 BOLLING NE ATLANTA, GA 30305	President 0 00	0		
KIRK WILLIAMS 4906 RED BRICK RUN SANFORD, FL 32771	VICE PRESIDENT 0 00	0		
ANDREW HARPER PO BOX 96 WESTON, VT 05161	SECY/TREAS 15 00	30,000		
STEVEN PALUMBO 500 HOLBROOK CIRCLE LAKE MARY, FL 32746	Director 0 00	0		

2

Compensation of five highest-paid employees (other than those included on line 1—see instructions). If none, enter "NONE."

(a) Name and address of each employee paid more than \$50,000	(b) Title, and average hours per week devoted to position	(c) Compensation	(d) Contributions to employee benefit plans and deferred compensation	(e) Expense account, other allowances
NONE				

Total number of other employees paid over \$50,000.

Form 990-PF (2014)

Part VIII

Information About Officers, Directors, Trustees, Foundation Managers, Highly Paid Employees, and Contractors (continued)

3 Five highest-paid independent contractors for professional services (see instructions). If none, enter "NONE".		
(a) Name and address of each person paid more than \$50,000	(b) Type of service	(c) Compensation
BOWEN & BOWEN	ACCOUNTING & TAX	4,250
445 S FRONTAGE ROAD		
BURR RIDGE,IL 60527		
Total number of others receiving over \$ 50,000 for professional services. . . . .		

Part IX-A

Summary of Direct Charitable Activities

List the foundation's four largest direct charitable activities during the tax year. Include relevant statistical information such as the number of organizations and other beneficiaries served, conferences convened, research papers produced, etc	Expenses
1	
2	
3	
4	

Part IX-B

Summary of Program-Related Investments (see instructions)

Describe the two largest program-related investments made by the foundation during the tax year on lines 1 and 2	Amount
1	
2	
All other program-related investments. See instructions	
3	
Total. Add lines 1 through 3 . . . . .	



Part X

Minimum Investment Return (All domestic foundations must complete this part. Foreign foundations, see instructions.)

1	Fair market value of assets not used (or held for use) directly in carrying out charitable, etc , purposes		
a	Average monthly fair market value of securities. . . . .	1a	6,950,798
b	Average of monthly cash balances. . . . .	1b	85,642
c	Fair market value of all other assets (see instructions). . . . .	1c	0
d	Total (add lines 1a, b, and c). . . . .	1d	7,036,440
e	Reduction claimed for blockage or other factors reported on lines 1a and 1c (attach detailed explanation). . . . .	1e	0
2	Acquisition indebtedness applicable to line 1 assets. . . . .	2	
3	Subtract line 2 from line 1d. . . . .	3	7,036,440
4	Cash deemed held for charitable activities Enter 1 1/2% of line 3 (for greater amount, see instructions). . . . .	4	105,547
5	Net value of noncharitable-use assets. Subtract line 4 from line 3 Enter here and on Part V, line 4	5	6,930,893
6	Minimum investment return. Enter 5% of line 5. . . . .	6	346,545

Part XI

Distributable Amount (see instructions) (Section 4942(j)(3) and (j)(5) private operating foundations and certain foreign organizations check here ☐ and do not complete this part.)

1	Minimum investment return from Part X, line 6. . . . .	1	346,545
2a	Tax on investment income for 2014 from Part VI, line 5. . . . .	2a	4,428
b	Income tax for 2014 (This does not include the tax from Part VI ). . . . .	2b	
c	Add lines 2a and 2b. . . . .	2c	4,428
3	Distributable amount before adjustments Subtract line 2c from line 1. . . . .	3	342,117
4	Recoveries of amounts treated as qualifying distributions. . . . .	4	
5	Add lines 3 and 4. . . . .	5	342,117
6	Deduction from distributable amount (see instructions). . . . .	6	
7	Distributable amount as adjusted Subtract line 6 from line 5 Enter here and on Part XIII, line 1. . . . .	7	342,117

Part XII

Qualifying Distributions (see instructions)

1	Amounts paid (including administrative expenses) to accomplish charitable, etc , purposes		
a	Expenses, contributions, gifts, etc —total from Part I, column (d), line 26. . . . .	1a	362,559
b	Program-related investments—total from Part IX-B. . . . .	1b	
2	Amounts paid to acquire assets used (or held for use) directly in carrying out charitable, etc , purposes. . . . .	2	
3	Amounts set aside for specific charitable projects that satisfy the		
a	Suitability test (prior IRS approval required). . . . .	3a	
b	Cash distribution test (attach the required schedule). . . . .	3b	
4	Qualifying distributions. Add lines 1a through 3b Enter here and on Part V, line 8, and Part XIII, line 4	4	362,559
5	Foundations that qualify under section 4940(e) for the reduced rate of tax on net investment income Enter 1% of Part I, line 27b (see instructions). . . . .	5	4,428
6	Adjusted qualifying distributions. Subtract line 5 from line 4. . . . .	6	358,131

Note: The amount on line 6 will be used in Part V, column (b), in subsequent years when calculating whether the foundation qualifies for the section 4940(e) reduction of tax in those years

Part XIII

Undistributed Income (see instructions)

	(a) Corpus	(b) Years prior to 2013	(c) 2013	(d) 2014
1 Distributable amount for 2014 from Part XI, line 7				342,117
2 Undistributed income, if any, as of the end of 2014				
a Enter amount for 2013 only. . . . .				
b Total for prior years 20____, 20____, 20____				
3 Excess distributions carryover, if any, to 2014				
a From 2009. . . . .				
b From 2010. . . . .				
c From 2011. . . . . 941				
d From 2012. . . . .				
e From 2013. . . . .				
f Total of lines 3a through e. . . . .	941			
4 Qualifying distributions for 2014 from Part XII, line 4 ▶ \$ 362,559				
a Applied to 2013, but not more than line 2a				
b Applied to undistributed income of prior years (Election required—see instructions). . . . .				
c Treated as distributions out of corpus (Election required—see instructions). . . . .	0			
d Applied to 2014 distributable amount. . . . .				342,117
e Remaining amount distributed out of corpus	20,442			
5 Excess distributions carryover applied to 2014 (If an amount appears in column (d), the same amount must be shown in column (a).)				
6 Enter the net total of each column as indicated below:				
a Corpus Add lines 3f, 4c, and 4e Subtract line 5	21,383			
b Prior years' undistributed income Subtract line 4b from line 2b. . . . .				
c Enter the amount of prior years' undistributed income for which a notice of deficiency has been issued, or on which the section 4942(a) tax has been previously assessed. . . . .				
d Subtract line 6c from line 6b Taxable amount—see instructions . . . . .				
e Undistributed income for 2013 Subtract line 4a from line 2a Taxable amount—see instructions . . . . .				
f Undistributed income for 2014 Subtract lines 4d and 5 from line 1 This amount must be distributed in 2015 . . . . .				0
7 Amounts treated as distributions out of corpus to satisfy requirements imposed by section 170(b)(1)(F) or 4942(g)(3) (Election may be required - see instructions) . . . . .				
8 Excess distributions carryover from 2009 not applied on line 5 or line 7 (see instructions) . . .				
9 Excess distributions carryover to 2015. Subtract lines 7 and 8 from line 6a . . . . .	21,383			
10 Analysis of line 9				
a Excess from 2010. . . .				
b Excess from 2011. . . . 941				
c Excess from 2012. . . .				
d Excess from 2013. . . .				
e Excess from 2014. . . . 20,442				

## Part XIV

**1a** If the foundation has received a ruling or determination letter that it is a private operating foundation, and the ruling is effective for 2014, enter the date of the ruling. . . .

Check box to indicate whether the organization is a private operating foundation described in section 4942(j)(3) or 4942(j)(5)

	Tax year	Prior 3 years			(e) Total
	(a) 2014	(b) 2013	(c) 2012	(d) 2011	
<b>2a</b> Enter the lesser of the adjusted net income from Part I or the minimum investment return from Part X for each year listed . . . . .					
<b>b</b> 85% of line 2a . . . . .					
<b>c</b> Qualifying distributions from Part XII, line 4 for each year listed . . . . .					
<b>d</b> Amounts included in line 2c not used directly for active conduct of exempt activities . . . . .					
<b>e</b> Qualifying distributions made directly for active conduct of exempt activities. Subtract line 2d from line 2c . . . . .					
<b>3</b> Complete 3a, b, or c for the alternative test relied upon					
<b>a</b> "Assets" alternative test—enter					
<b>(1)</b> Value of all assets . . . . .					
<b>(2)</b> Value of assets qualifying under section 4942(j)(3)(B)(i)					
<b>b</b> "Endowment" alternative test— enter 2/3 of minimum investment return shown in Part X, line 6 for each year listed. . . . .					
<b>c</b> "Support" alternative test—enter					
<b>(1)</b> Total support other than gross investment income (interest, dividends, rents, payments on securities loans (section 512(a)(5)), or royalties) . . . . .					
<b>(2)</b> Support from general public and 5 or more exempt organizations as provided in section 4942(j)(3)(B)(iii). . . . .					
<b>(3)</b> Largest amount of support from an exempt organization					
<b>(4)</b> Gross investment income					

**Part XV** **Supplementary Information (Complete this part only if the organization had \$5,000 or more in assets at any time during the year—see instructions.)**

## 1 Information Regarding Foundation Managers:

■ List any managers of the foundation who have contributed more than 2% of the total contributions received by the foundation before the close of any tax year (but only if they have contributed more than \$5,000) (See section 507(d)(2) )

• List any managers of the foundation who own 10% or more of the stock of a corporation (or an equally large portion of the ownership of a partnership or other entity) of which the foundation has a 10% or greater interest

**2 Information Regarding Contribution, Grant, Gift, Loan, Scholarship, etc., Programs:**

Check here ☒ if the foundation only makes contributions to preselected charitable organizations and does not accept unsolicited requests for funds. If the foundation makes gifts, grants, etc. (see instructions) to individuals or organizations under other conditions, complete items 2a, b, c, and d.

**a** The name, address, and telephone number or email address of the person to whom applications should be addressed

**b** The form in which applications should be submitted and information and materials they should include

**c** Any submission deadlines

**d** Any restrictions or limitations on awards, such as by geographical areas, charitable fields, kinds of institutions, or other factors

### 3 Grants and Contributions Paid During the Year or Approved for Future Payment

Form **990-PF** (2014)

Enter gross amounts unless otherwise indicated

## Part XVI-B Relationship of Activities to the Accomplishment of Exempt Purposes

Form **990-PF** (2014)



TY 2014 Accounting Fees Schedule

**Name:** PHILIP S HARPER FOUNDATION

**EIN:** 36-6049875

**Software ID:** 14000265

**Software Version:** 2014v5.0

Category	Amount	Net Investment Income	Adjusted Net Income	Disbursements for Charitable Purposes
BOWEN & BOWEN	4,250	2,125	0	2,125

## TY 2014 Contractor Compensation Explanation

**Name:** PHILIP S HARPER FOUNDATION

**EIN:** 36-6049875

**Software ID:** 14000265

**Software Version:** 2014v5.0

Contractor	Explanation
BOWEN & BOWEN	PREPARATION OF COMPILED FINANCIAL STATEMENTS AND INCOME TAX RETURNS.



**TY 2014 Other Expenses Schedule****Name:** PHILIP S HARPER FOUNDATION**EIN:** 36-6049875**Software ID:** 14000265**Software Version:** 2014v5.0

Description	Revenue and Expenses per Books	Net Investment Income	Adjusted Net Income	Disbursements for Charitable Purposes
DUES & SUBSCRIPTIONS	750	375		375
INSURANCE	750	375		375
INVESTMENT FEES	21,027	21,027		
OFFICE EXPENSES	358	179		179
POSTAGE	88	44		44
TELEPHONE	430	215		215

**TY 2014 Taxes Schedule****Name:** PHILIP S HARPER FOUNDATION**EIN:** 36-6049875**Software ID:** 14000265**Software Version:** 2014v5.0

Category	Amount	Net Investment Income	Adjusted Net Income	Disbursements for Charitable Purposes
FEDERAL EXCISE TAX	497	497		
FOREIGN TAXES	1,308	1,308		
FRANCHISE	25			25
PAYROLL TAXES	2,295	574		1,721

# Quarterly Account Statement

July 1, 2015 through September 30, 2015



P.O. Box 8266 • Boston, MA 02266

PHILIP S HARPER FOUNDATION INC

Account Number: 3219-3200485515  
Investor Services: 1-800-222-8222  
24 hours a day, 7 days a week  
Automated line: 1-800-368-7550  
Web site: www.wellsfargo.com/advantagefunds

## Wells Fargo Advantage Funds: Entity or Institution, cont'd

### CURRENT HOLDINGS

	Account Number	Symbol	Cost Basis	Value on 7-1-15	Value on 9-30-15	Percent of Holdings
Small/Mid Cap Funds						
Common Stock-Inv	3219-3200485515	STCSX	N/A	\$734,743.84	\$625,205.92	100.0%

### ACCOUNT ACTIVITY

	Date	Shares This Transaction	x	Share Price	=	Dollar Amount	Total Shares Owned
Common Stock-Inv STCSX							
Account Number: 3219-3200485515							
Beginning Balance	7-1-15			\$24.33		\$734,743.84	30,199.089
SHARES REDEEMED - EFT	8-5-15	2,036.660		24.55		-50,000.00	28,162.429
Ending Balance	9-30-15			\$22.20		\$625,205.92	28,162.429

### ANNOUNCEMENTS

#### Are you signed up for eDocuments?

If not, here are several reasons you may want to sign up today.

- Choose which documents you would like to receive electronically--statements, regulatory documents, or both
- Access your statements at any time, and from as far back as 7 years
- View your statements sooner than you would by mail

#### To sign up

- Visit [wellsfargoadvantagefunds.com/edocs](http://wellsfargoadvantagefunds.com/edocs)
- Register for online account access, or log in
- Click on "Statements" and "eDocuments Profile" to enroll



000141 - 0002 00003 - NNNNN - 28322 - WTR3P 007 - 10016581





Schwab One® Account of  
PHILIP S HARPER FOUNDATION INC

Account Number  
4101-1655

Statement Period  
September 1-30, 2015

# Investment Detail - Fixed Income

	Par	Market Price	Market Value	Adjusted Cost Basis	% of Account Assets	Unrealized Gain or (Loss)	Estimated Annual Income Yield to Maturity
<b>Corporate Bonds</b>							
			<i>Cost Basis</i>				
<b>A T &amp; T INC 1.4%17</b>	40,000 0000	99 5668	39,826.72	39,979 20	<1%	(152.48)	560.00
DUE 12/01/17			39,979 20				1 41%
CUSIP: 00206RBM3							
MOODY'S: Baa1 S&P BBB+							<i>Accrued Interest: 186.67</i>
<b>A T &amp; T INC 1 7%17</b>	30,000 0000	100 3170	30,095 10	30,218.97	<1%	(123.87) <sup>b</sup>	510.00
DUE 06/01/17			30,399 70				1 25%
CUSIP: 00206RBF8							
MOODY'S Baa1 S&P BBB+							<i>Accrued Interest: 170.00</i>
<b>ABBVIE INC 1.75%17</b>	40,000.0000	100.2959	40,118.36	40,281.80	<1%	(163.44) <sup>b</sup>	700 00
DUE 11/06/17			40,370 40				1 40%
CUSIP: 00287YAJ8							
MOODY'S Baa1 S&P A							<i>Accrued Interest: 281.94</i>
<b>AMERICAN EXPRES 1.125%17</b>	50,000.0000	99.5650	49,782.50	49,790.00	<1%	(7 50)	562.50
DUE 06/05/17			49,790 00				1 28%
CUSIP: 0258M0DM8							
MOODY'S A2 S&P A-							<i>Accrued Interest: 181.25</i>
<b>AMGEN INCORPORAT 1.25%17</b>	25,000 0000	99.9595	24,989.88	24,868.25	<1%	121.63	312.50
DUE 05/22/17			24,868 25				1,46%
CUSIP: 031162BR0							
MOODY'S: Baa1 S&P: A							<i>Accrued Interest: 111.98</i>

Schwab One® Account of  
PHILIP S HARPER FOUNDATION INCAccount Number  
4101-1655Statement Period  
September 1-30, 2015

## Investment Detail - Fixed Income (continued)

	Par	Market Price	Market Value <i>Cost Basis</i>	Adjusted Cost Basis	% of Account Assets	Unrealized Gain or (Loss)	Estimated Annual Income Yield to Maturity
<b>Corporate Bonds</b> (continued)							
APPLE INC 0.45%16 DUE 05/03/16 CUSIP: 037833AH3 MOODY'S: Aa1 S&P AA+	30,000.0000	100.0259	30,007.77 <i>30,034.80</i>	30,006.90	<1%	0.87 <sup>b</sup>	135.00 0.41%
<i>Accrued Interest: 55.50</i>							
BAXTER INTERNATI 0.95%16 DUE 06/01/16 CUSIP: 071813BH1 MOODY'S: Baa2 S&P A-	35,000.0000	99.9770	34,991.95 <i>35,061.25</i>	35,014.83	<1%	(22.88) <sup>b</sup>	332.50 0.88%
<i>Accrued Interest: 110.83</i>							
CARNIVAL CORP 1.875%17F DUE 12/15/17 CARNIVAL CORP CUSIP: 143658AY8 MOODY'S: Baa1 S&P BBB+	40,000.0000	100.4733	40,189.32 <i>40,124.40</i>	40,096.09	<1%	93.23 <sup>b</sup>	750.00 1.76%
<i>Accrued Interest: 220.83</i>							
CITIGROUP INC 1.3%16 DUE 11/15/16 CUSIP: 172967HG9 MOODY'S: Baa1 S&P A-	40,000.0000	99.9502	39,980.08 <i>40,074.80</i>	40,070.10	<1%	(90.02) <sup>b</sup>	520.00 1.14%
<i>Accrued Interest: 196.44</i>							
EBAY INC 1.35%17 DUE 07/15/17 CUSIP: 278642AG8 MOODY'S: Baa1 S&P BBB+	45,000.0000	99.4324	44,744.58 <i>44,494.20</i>	44,494.20	<1%	250.38	607.50 1.96%
<i>Accrued Interest: 128.25</i>							

Schwab has provided accurate gain and loss information wherever possible for most investments. Cost basis data may be incomplete or unavailable for some of your holdings. Please see "Endnotes for Your Account" section for an explanation of the endnote codes and symbols on this statement.



Schwab One® Account of  
**PHILIP S HARPER FOUNDATION INC**

Account Number  
**4101-1655**

Statement Period  
**September 1-30, 2015**

### Investment Detail - Fixed Income (continued)

	Par	Market Price	Market Value <i>Cost Basis</i>	Adjusted Cost Basis	% of Account Assets	Unrealized Gain or (Loss)	Estimated Annual Income Yield to Maturity
<b>Corporate Bonds</b> (continued)							
FIFTH THIRD BANK 1.35%17 DUE 06/01/17 CALLABLE 05/01/17 AT 100.00000 CUSIP: 31677QBA6 MOODY'S A3 S&P A-	30,000.0000	99.9588	29,987.64  <i>30,044.40</i>	30,024.50	<1%	(36.86) <sup>b</sup>	405.00  1.30%
<i>Accrued Interest: 135.00</i>							
JPMORGAN CHASE 1.625%18 DUE 05/15/18 CUSIP: 46625HJL5 MOODY'S A3 S&P A	35,000.0000	99.4181	34,796.34  <i>34,747.30</i>	34,747.30	<1%	49.04	568.75  1.90%
<i>Accrued Interest: 214.86</i>							
JPMORGAN CHASE & 1.1%15 DUE 10/15/15 CUSIP: 46623EJR1 MOODY'S A3 S&P A	25,000.0000	100.0122	25,003.05  <i>25,124.25</i>	25,002.00	<1%	1.05 <sup>b</sup>	275.00  0.89%
<i>Accrued Interest: 126.81</i>							
KINDER MORGAN INC 2%17 DUE 12/01/17 CUSIP: 49456BAD3 MOODY'S Baa3 S&P BBB-	30,000.0000	99.1617	29,748.51  <i>30,084.60</i>	30,065.62	<1%	(317.11) <sup>b</sup>	600.00  1.89%
<i>Accrued Interest: 200.00</i>							



Schwab One® Account of  
PHILIP S HARPER FOUNDATION INC


Account Number  
4101-1655

Statement Period  
September 1-30, 2015

### Investment Detail - Fixed Income (continued)

	Par	Market Price	Market Value <i>Cost Basis</i>	Adjusted Cost Basis	% of Account Assets	Unrealized Gain or (Loss)	Estimated Annual Income Yield to Maturity
<b>Corporate Bonds</b> (continued)							
KRAFT FOODS GROU 2.25%17 DUE 06/05/17 CUSIP: 50076QAY2 MOODY'S: Baa3 S&P BBB-	25,000.0000	101.1217	25,280.43 <i>25,506.75</i>	25,338.31	<1%	(57.88) <sup>b</sup>	562.50 1.43%
<i>Accrued Interest: 181.25</i>							
MERCK & CO INC 0.7%16 DUE 05/18/16 CUSIP: 58933YAD7 MOODY'S: A2 S&P, AA	30,000.0000	100.2133	30,063.99 <i>29,922.60</i>	29,922.60	<1%	141.39	210.00 0.79%
<i>Accrued Interest: 77.58</i>							
VERIZON COMMUNIC 1.35%17 DUE 06/09/17 CUSIP: 92343VCE2 MOODY'S Baa1 S&P BBB+	50,000.0000	99.8426	49,921.30 <i>49,970.00</i>	49,970.00	<1%	(48.70)	675.00 1.37%
<i>Accrued Interest: 210.00</i>							
VERIZON COMMUNICA 0.7%15 DUE 11/02/15 CUSIP: 92343VBH6 MOODY'S Baa1 S&P BBB+	25,000.0000	100.0196	25,004.90 <i>24,987.75</i>	24,987.75	<1%	17.15	175.00 0.72%
<i>Accrued Interest: 72.43</i>							

Schwab has provided accurate gain and loss information wherever possible for most investments. Cost basis data may be incomplete or unavailable for some of your holdings. Please see "Endnotes for Your Account" section for an explanation of the endnote codes and symbols on this statement.



Schwab One® Account of  
PHILIP S HARPER FOUNDATION INC

Account Number  
4101-1655

Statement Period  
September 1-30, 2015

### Investment Detail - Fixed Income (continued)

	Par	Market Price	Market Value <i>Cost Basis</i>	Adjusted Cost Basis	% of Account Assets	Unrealized Gain or (Loss)	Estimated Annual Income Yield to Maturity
<b>Corporate Bonds</b> (continued)							
WELLS FARGO & CO 1 15%17 DUE 06/02/17 CUSIP 94974BFW5 MOODY'S A2 S&P A+	50,000.0000	99.9915	49,995.75 <i>49,851.00</i>	49,851.00	<1%	144.75	575.00 1.26%
<b>Total Corporate Bonds</b>	<b>675,000.0000</b>		<b>674,528.17</b> <b>Total Cost Basis: 675,434.65</b>	<b>674,729.42</b>	<b>12%</b>	<b>(201.25) <sup>b</sup></b>	<b>9,036.25</b> <b>Accrued Interest: 190.07</b>
							<b>Total Accrued Interest for Corporate Bonds: 3,051.69</b>
<b>CDs &amp; BAs</b>							
ALLY BANK 1.25%16 CD FDIC INS DUE 05/09/16 MIDVALE UT CUSIP 02005QE33 MOODY'S NR S&P: NR	25,000.0000	100.4703	25,117.58 <i>25,206.50</i>	25,051.34	<1%	66.24 <sup>b</sup>	312.50 0.90%
<b>AMER EXPRSS CNTR</b> <b>0.75%16</b> <b>CD FDIC INS DUE 05/23/16</b> <b>MIDVALE UT</b> <b>CUSIP 02587DNV6</b> <b>MOODY'S NR S&amp;P NR</b>	<b>25,000.0000</b>	<b>100.1907</b>	<b>25,047.68</b> <b>25,000.00</b>	<b>25,000.00</b>	<b>&lt;1%</b>	<b>47.68</b>	<b>187.50</b> <b>0.75%</b> <b>Accrued Interest: 124.14</b>
							<b>Accrued Interest: 67.29</b>

Schwab has provided accurate gain and loss information wherever possible for most investments. Cost basis data may be incomplete or unavailable for some of your holdings. Please see "Endnotes for Your Account" section for an explanation of the endnote codes and symbols on this statement.



Schwab One® Account of  
PHILIP S HARPER FOUNDATION INCAccount Number  
4101-1655Statement Period  
September 1-30, 2015

## Investment Detail - Fixed Income (continued)

	Par	Market Price	Market Value	Adjusted Cost Basis	% of Account Assets	Unrealized Gain or (Loss)	Estimated Annual Income
			Cost Basis				Yield to Maturity
<b>CDs &amp; BAs (continued)</b>							
<b>AMER EXPRSS CNTR</b>	50,000.0000	100.6537	50,326.85	49,843.50	<1%	483.35	725.00
1.45%18							
CD FDIC INS DUE 06/11/18			49,843.50				1.56%
MIDVALE UT							
CUSIP 02587DYP7							
MOODY'S: NR S&P: NR						Accrued Interest: 224.45	
<b>BMW BANK NO AMER</b>	55,000.0000	100.1760	55,096.80	54,799.40	<1%	297.40	412.50
0.75%16							
CD FDIC INS DUE 05/10/16			54,799.40				N/A
SALT LAKE CITY UT							
CUSIP 05568P3C9							
MOODY'S: NR S&P: NR						Accrued Interest: 162.74	
<b>DISCOVER BK</b> 0.9%17	26,000.0000	99.8751	25,967.53	25,766.00	<1%	201.53	234.00
CD FDIC INS DUE 05/22/17			25,766.00				1.27%
GREENWOOD DE							
CUSIP 254671PL8							
MOODY'S: NR S&P: NR						Accrued Interest: 84.62	
<b>DISCOVER BK</b> 1.1%17	25,000.0000	100.5585	25,139.63	24,868.50	<1%	271.13	275.00
CD FDIC INS DUE 06/12/17			24,868.50				1.31%
GREENWOOD DE							
CUSIP: 254671U99							
MOODY'S: NR S&P: NR						Accrued Interest: 84.38	
<b>DISCOVER BK</b> 0.75%16	35,000.0000	100.1809	35,063.32	34,824.30	<1%	239.02	262.50
CD FDIC INS DUE 05/16/16			34,824.30				0.93%
GREENWOOD DE							
CUSIP: 254671PD6							
MOODY'S: NR S&P: NR						Accrued Interest: 99.97	

Schwab has provided accurate gain and loss information wherever possible for most investments. Cost basis data may be incomplete or unavailable for some of your holdings. Please see "Endnotes for Your Account" section for an explanation of the endnote codes and symbols on this statement.



Schwab One® Account of  
PHILIP S HARPER FOUNDATION INC

Account Number  
4101-1655

Statement Period  
September 1-30, 2015

### Investment Detail - Fixed Income (continued)

	Par	Market Price	Market Value	Adjusted Cost Basis	% of Account Assets	Unrealized Gain or (Loss)	Estimated Annual Income
			<i>Cost Basis</i>				Yield to Maturity
<b>CDs &amp; BAs (continued)</b>							
DISCOVER BK 0.75%16	30,000.0000	100.1738	30,052.14	29,955.00	<1%	97.14	225.00
CD FDIC INS DUE 05/31/16			29,955.00				0.80%
GREENWOOD DE							
CUSIP 254671PT1							
MOODY'S NR S&P NR							<i>Accrued Interest: 77.05</i>
DISCOVER BK 1.15%16	35,000.0000	100.4478	35,156.73	35,011.85	<1%	144.88 <sup>b</sup>	402.50
CD FDIC INS DUE 10/03/16			35,031.50				1.11%
GREENWOOD DE							
CUSIP 254671XB1							
MOODY'S NR S&P NR							<i>Accrued Interest: 200.70</i>
DISCOVER BK 1.45%18	50,000.0000	100.6505	50,325.25	49,750.00	<1%	575.25	725.00
CD FDIC INS DUE 06/11/18			49,750.00				1.63%
GREENWOOD DE							
CUSIP 254672PS1							
MOODY'S NR S&P NR							<i>Accrued Interest: 224.45</i>
GE CAPITAL BANK 0.7%16	25,000.0000	100.1498	25,037.45	25,000.00	<1%	37.45	175.00
CD FDIC INS DUE 05/10/16			25,000.00				0.70%
SALT LAKE CITY UT							
CUSIP 36160X3V7							
MOODY'S NR S&P NR							<i>Accrued Interest: 69.04</i>
GE CAPITAL BANK 1.35%16	30,000.0000	100.5957	30,178.71	30,048.23	<1%	130.48 <sup>b</sup>	405.00
CD FDIC INS DUE 06/08/16			30,191.10				1.11%
SALT LAKE CITY UT							
CUSIP: 36161TAQ8							
MOODY'S NR S&P NR							<i>Accrued Interest: 127.60</i>

Schwab has provided accurate gain and loss information wherever possible for most investments. Cost basis data may be incomplete or unavailable for some of your holdings. Please see "Endnotes for Your Account" section for an explanation of the endnote codes and symbols on this statement.



Schwab One® Account of  
**PHILIP S HARPER FOUNDATION INC**

Account Number  
**4101-1655**

Statement Period  
**September 1-30, 2015**

### Investment Detail - Fixed Income (continued)

	Par	Market Price	Market Value	Adjusted Cost Basis	% of Account Assets	Unrealized Gain or (Loss)	Estimated Annual Income Yield to Maturity
<b>CDs &amp; BAs (continued)</b>			<i>Cost Basis</i>				
<b>GOLDMAN SACHS BK</b>	25,000.0000	100.1469	25,036.73	24,948.75	<1%	87.98	175.00
0.7%16							
CD FDIC INS DUE 06/06/16			24,948.75				0.83%
NEW YORK NY							
CUSIP: 38147JFS6							
MOODY'S: NR S&P: NR							<i>Accrued Interest: 56.58</i>
<b>GOLDMAN SACHS BK</b>	25,000.0000	100.2657	25,066.43	24,953.25	<1%	113.18	237.50
0.95%16							
CD FDIC INS DUE 10/29/16			24,953.25				1.04%
NEW YORK NY							
CUSIP: 38148JBE0							
MOODY'S: NR S&P: NR							<i>Accrued Interest: 100.86</i>
<b>GOLDMAN SACHS BK</b>	25,000.0000	99.9280	24,982.00	24,775.50	<1%	206.50	237.50
0.95%17							
CD FDIC INS DUE 06/12/17			24,775.50				1.31%
NEW YORK NY							
CUSIP: 38147JGP1							
MOODY'S: NR S&P: NR							<i>Accrued Interest: 72.23</i>
<b>GOLDMAN SACHS BK</b>	20,000.0000	100.6679	20,133.58	20,075.05	<1%	58.53 <sup>b</sup>	270.00
1.35%16							
CD FDIC INS DUE 10/17/16			20,190.00				0.99%
NEW YORK NY							
CUSIP: 38143AM77							
MOODY'S: NR S&P: NR							<i>Accrued Interest: 123.53</i>

Schwab has provided accurate gain and loss information wherever possible for most investments. Cost basis data may be incomplete or unavailable for some of your holdings. Please see "Endnotes for Your Account" section for an explanation of the endnote codes and symbols on this statement.

Schwab One® Account of  
PHILIP S HARPER FOUNDATION INC

Account Number  
4101-1655

Statement Period  
September 1-30, 2015

## Investment Detail - Fixed Income (continued)

	Par	Market Price	Market Value <i>Cost Basis</i>	Adjusted Cost Basis	% of Account Assets	Unrealized Gain or (Loss)	Estimated Annual Income  Yield to Maturity
<b>CDs &amp; BAs (continued)</b>							
SYNCHRONY BANK 1.1%16	35,000.0000	100.4263	35,149.21	35,000.00	<1%	149.21	385.00
CD FDIC INS DUE 11/15/16			35,000.00				1.10%
DRAPER UT CUSIP: 36162TGK4 MOODY'S NR S&P NR							
						<i>Accrued Interest: 146.62</i>	
<b>Total CDs &amp; BAs</b>	<b>541,000.0000</b>		<b>542,877.62</b>	<b>539,670.67</b>	<b>9%</b>	<b>3,206.95<sup>b</sup></b>	<b>5,646.50</b>
		<b>Total Cost Basis:</b>	<b>540,103.30</b>				
						<b>Total Accrued Interest for CDs &amp; BAs: 2,046.25</b>	
<b>Total Fixed Income</b>	<b>1,216,000.0000</b>		<b>1,217,405.79</b>	<b>1,214,400.09</b>	<b>21%</b>	<b>3,005.70<sup>b</sup></b>	<b>14,682.75</b>
		<b>Total Cost Basis:</b>	<b>1,215,537.95</b>				

Accrued interest represents the interest that would be received if the fixed income investment was sold prior to the coupon payment.

Estimated Annual Income (EAI) and Estimated Yield (EY) calculations are for informational purposes only. The actual income and yield might be lower or higher than the estimated amounts. EY is based upon EAI and the current price of the security and will fluctuate. For certain types of securities, the calculations could include a return of principal or capital gains in which case EAI and EY would be overstated. EY and EAI are not promptly updated to reflect when an issuer has missed a regular payment or announced changes to future payments in which case EAI and EY will continue to display at a prior rate.

## Investment Detail - Equities

	Quantity	Market Price	Market Value <i>Cost Basis</i>	% of Account Assets	Unrealized Gain or (Loss)	Estimated Yield	Estimated Annual Income
<b>Equities</b>							
ABBVIE INC	1,100.0000	54.4100	59,851.00	1%	14,875.55	3.74%	2,244.00
SYMBOL: ABBV			44,975.45				

Schwab has provided accurate gain and loss information wherever possible for most investments. Cost basis data may be incomplete or unavailable for some of your holdings. Please see "Endnotes for Your Account" section for an explanation of the endnote codes and symbols on this statement.



Schwab One® Account of  
PHILIP S HARPER FOUNDATION INC

DUPLICATE STATEMENT


Account Number  
4101-1655

Statement Period  
September 1-30, 2015

Investment Detail - Equities (continued)

	Quantity	Market Price	Market Value <i>Cost Basis</i>	% of Account Assets	Unrealized Gain or (Loss)	Estimated Yield	Estimated Annual Income
<b>Equities (continued)</b>							
ACCENTURE PLC CL A F SYMBOL: ACN	1,125.0000	98.2600	110,542.50 47,023.86	2%	63,518.64	2.07%	2,295.00
AKZO NOBEL N V F ADR 1 ADR REP 0.33 ORD SHS SYMBOL: AKZOY	1,700.0000	21.5300	36,601.00 45,228.95	<1%	(8,627.95)	3.86%	1,414.06
APPLE INC SYMBOL: AAPL	2,425.0000	110.3000	267,477.50 21,377.47 <sup>1</sup>	5%	246,100.03	1.88%	5,044.00
BECTON DICKINSON&CO SYMBOL: BDX	1,010.0000	132.6600	133,986.60 81,369.05	2%	52,617.55	1.80%	2,424.00
BHP BILLITON LTD F ADR 1 ADR REPS 2 ORD SHS SYMBOL: BHP	525.0000	31.6200	16,600.50 33,374.22	<1%	(16,773.72)	7.84%	1,302.00
CARMAX INC SYMBOL: KMX	2,075.0000	59.3200	123,089.00 44,682.49	2%	78,406.51	N/A	N/A
CISCO SYSTEMS INC SYMBOL: CSCO	2,300.0000	26.2500	60,375.00 35,271.02 <sup>1</sup>	1%	25,103.98	3.20%	1,932.00
CME GROUP INC CLASS A SYMBOL: CME	1,000.0000	92.7400	92,740.00 71,624.59	2%	21,115.41	2.15%	2,000.00
CORE LABORATORIES N V F SYMBOL: CLB	780.0000	99.8000	77,844.00 36,293.90 <sup>1</sup>	1%	41,550.10	2.20%	1,716.00

Schwab has provided accurate gain and loss information wherever possible for most investments. Cost basis data may be incomplete or unavailable for some of your holdings. Please see "Endnotes for Your Account" section for an explanation of the endnote codes and symbols on this statement.



Schwab One® Account of  
PHILIP S HARPER FOUNDATION INC

Account Number  
4101-1655

Statement Period  
September 1-30, 2015

Investment Detail - Equities (continued)

	Quantity	Market Price	Market Value <i>Cost Basis</i>	% of Account Assets	Unrealized Gain or (Loss)	Estimated Yield	Estimated Annual Income
<b>Equities (continued)</b>							
CR BARD INCORPORATE SYMBOL BCR	780.0000	186.3100	145,321.80 <i>45,515.06<sup>1</sup></i>	3%	99,806.74	0.51%	748.80
DIAGEO PLC F ADR 1 ADR REPS 4 ORD SHS SYMBOL DEO	550.0000	107.7900	59,284.50 <i>40,020.62</i>	1%	19,263.88	2.36%	1,404.72
						<i>Accrued Dividend: 1,197.31</i>	
EMERSON ELECTRIC CO SYMBOL EMR	2,200.0000	44.1700	97,174.00 <i>102,543.20</i>	2%	(5,369.20)	4.25%	4,136.00
ERICSSON LM TEL-SP F ADR 1 ADR REPS 1 ORD SHS SYMBOL ERIC	2,000.0000	9.7800	19,560.00 <i>24,176.95</i>	<1%	(4,616.95)	3.99%	782.29
EXPRESS SCRIPTS HLDG SYMBOL ESRX	1,000.0000	80.9600	80,960.00 <i>54,397.15</i>	1%	26,562.85	N/A	N/A
EXXON MOBIL CORP SYMBOL XOM	650.0000	74.3500	48,327.50 <i>41,094.80</i>	<1%	7,232.70	3.92%	1,898.00
GILEAD SCIENCES INC SYMBOL GILD	650.0000	98.1900	63,823.50 <i>68,620.66</i>	1%	(4,797.16)	1.75%	1,118.00
GLAXOSMITHKLINE PLC F ADR 1 ADR REPS 2 ORD SHS SYMBOL GSK	1,000.0000	38.4500	38,450.00 <i>44,704.60</i>	<1%	(6,254.60)	6.09%	2,344.60
						<i>Accrued Dividend: 576.86</i>	



Schwab One® Account of  
PHILIP S HARPER FOUNDATION INC

DUPLICATE STATEMENT

Account Number  
4101-1655

Statement Period  
September 1-30, 2015

# Investment Detail - Equities (continued)

	Quantity	Market Price	Market Value <i>Cost Basis</i>	% of Account Assets	Unrealized Gain or (Loss)	Estimated Yield	Estimated Annual Income
<b>Equities (continued)</b>							
GOOGLE INC CLASS A SYMBOL: GOOGL	130.0000	638.3700	82,988.10 31,162.58	1%	51,825.52	N/A	N/A
GOOGLE INC CLASS C SYMBOL: GOOG	145.0000	608.4200	88,220.90 35,680.94	2%	52,539.96	N/A	N/A
HOME DEPOT INC SYMBOL: HD	600.0000	115.4900	69,294.00 60,415.75	1%	8,878.25	2.04%	1,416.00
HONDA MOTOR CO LTD F ADR 1 ADR REPS 1 ORD SHS SYMBOL: HMC	700.0000	29.9000	20,930.00 20,749.30	<1%	180.70	N/A	N/A
IHS INC CLASS A SYMBOL: IHS	1,000.0000	116.0000	116,000.00 37,153.46	2%	78,846.54	N/A	N/A
IBM CORP SYMBOL: IBM	150.0000	144.9700	21,745.50 17,374.98	<1%	4,370.52	3.58%	780.00
INTEL CORP SYMBOL: INTC	1,600.0000	30.1400	48,224.00 33,925.75	<1%	14,298.25	3.18%	1,536.00
KINDER MORGAN INC SYMBOL: KMI	3,878.0000	27.6800	107,343.04 37,575.90	2%	69,767.14	7.08%	7,600.88
KRAFT HEINZ COMPANY SYMBOL: KHC	1,016.0000	70.5800	71,709.28 33,341.69	1%	38,367.59	3.11%	2,235.20

Schwab has provided accurate gain and loss information wherever possible for most investments. Cost basis data may be incomplete or unavailable for some of your holdings. Please see "Endnotes for Your Account" section for an explanation of the endnote codes and symbols on this statement.



Schwab One® Account of  
**PHILIP S HARPER FOUNDATION INC**

Account Number  
**4101-1655**

Statement Period  
**September 1-30, 2015**

### Investment Detail - Equities (continued)

	Quantity	Market Price	Market Value <i>Cost Basis</i>	% of Account Assets	Unrealized Gain or (Loss)	Estimated Yield	Estimated Annual Income
<b>Equities (continued)</b>							
MONDELEZ INTL CLASS A SYMBOL MDLZ	2,475.0000	41.8700	103,628.25 46,272.92	2%	57,355.33	1.43%	1,485.00
NETSUITE INC SYMBOL: N	700.0000	83.9000	58,730.00 71,174.90	1%	(12,444.90)	N/A	N/A
NOBLE CORP PLC F SYMBOL NE	675.0000	10.9100	7,364.25 25,337.52	<1%	(17,973.27)	13.74%	1,012.50
NOBLE ENERGY INC SYMBOL NBL	2,330.0000	30.1800	70,319.40 45,202.02 <sup>1</sup>	1%	25,117.38	2.38%	1,677.60
ORACLE CORPORATION SYMBOL ORCL	2,225.0000	36.1200	80,367.00 36,223.11 <sup>1</sup>	1%	44,143.89	1.66%	1,335.00
PEPSICO INCORPORATED SYMBOL: PEP	300.0000	94.3000	28,290.00 19,971.86	<1%	8,318.14	2.97%	843.00
PROCTER & GAMBLE SYMBOL PG	1,375.0000	71.9400	98,917.50 62,377.11	2%	36,540.39	3.68%	3,645.95
QUALCOMM INC SYMBOL QCOM	2,625.0000	53.7300	141,041.25 78,048.26 <sup>1</sup>	2%	62,992.99	3.57%	5,040.00
SANOFI SPOND F ADR 1 ADR REPS 0.5 ORD SHS SYMBOL: SNY	700.0000	47.4700	33,229.00 34,048.59	<1%	(819.59)	3.39%	1,126.51

Schwab has provided accurate gain and loss information wherever possible for most investments. Cost basis data may be incomplete or unavailable for some of your holdings. Please see "Endnotes for Your Account" section for an explanation of the endnote codes and symbols on this statement.





Schwab One® Account of  
PHILIP S HARPER FOUNDATION INC

Account Number  
4101-1655

Statement Period  
September 1-30, 2015

Investment Detail - Equities (continued)

	Quantity	Market Price	Market Value Cost Basis	% of Account Assets	Unrealized Gain or (Loss)	Estimated Yield	Estimated Annual Income
<b>Equities (continued)</b>							
UNILEVER PLC F ADR 1 ADR REPS 1 ORD SHS SYMBOL: UL	600.0000	40.7800	24,468.00 24,598.85	<1%	(130.85)	3.21%	787.68
VODAFONE GROUP F ADR 1 ADR REPS 10 ORD SHS SYMBOL: VOD	1,213.0000	31.7400	38,500.62 51,311.48	<1%	(12,810.86)	7.50%	2,890.12
VOLKSWAGEN A G F ADR 1 ADR REPS 0.2 ORD SHS SYMBOL: VLKAY	525.0000	24.1000	12,652.50 23,162.30	<1%	(10,509.80)	4.51%	571.08
XYLEM INC SYMBOL: XYL	1,450.0000	32.8500	47,632.50 43,078.69	<1%	4,553.81	1.71%	816.64
<b>Total Equities</b>	<b>56,707.0000</b>		<b>3,462,781.19</b> <b>1,984,973.46</b>	<b>61%</b>	<b>1,477,807.73</b>		<b>71,867.19</b>
<b>Total Cost Basis:</b>							

Total Accrued Dividend for Equities: 2,249.30

Estimated Annual Income ("EAI") and Estimated Yield ("EY") calculations are for informational purposes only. The actual income and yield might be lower or higher than the estimated amounts. EY is based upon EAI and the current price of the security and will fluctuate. For certain types of securities, the calculations could include a return of principal or capital gains in which case EAI and EY would be overstated. EY and EAI are not promptly updated to reflect when an issuer has missed a regular payment or announced changes to future payments, in which case EAI and EY will continue to display at a prior rate.



## DUPLICATE STATEMENT

Schwab One® Account of  
PHILIP S HARPER FOUNDATION INCAccount Number  
4101-1655Statement Period  
September 1-30, 2015

## Investment Detail - Equities (continued)

	Quantity	Market Price	Market Value <i>Cost Basis</i>	% of Account Assets	Unrealized Gain or (Loss)	Estimated Yield	Estimated Annual Income
<b>Equities (continued)</b>							
SASOL LIMITED F ADR 1 ADR REPS 1 ORD SHS SYMBOL SSL	2,000.0000	27.8200	55,640.00 46,660.00 <sup>1</sup>	<1%	8,980.00	4.13%	2,300.02
SCHEIN HENRY INC SYMBOL HSIC	1,095.0000	132.7200	145,328.40 27,607.41 <sup>1</sup>	3%	117,720.99	N/A	N/A
SCHLUMBERGER LTD F SYMBOL SLB	925.0000	68.9700	63,797.25 55,574.00 <sup>1</sup>	1%	8,223.25	2.89%	1,850.00
						<i>Accrued Dividend: 462.50</i>	
SHIRE PLC F ADR 1 ADR REPS 3 ORD SHS SYMBOL SHPG	100.0000	205.2300	20,523.00 24,386.30	<1%	(3,863.30)	0.55%	114.54
						<i>Accrued Dividend: 12.63</i>	
SOUTHWESTERN ENERGY SYMBOL: SWN	1,250.0000	12.6900	15,862.50 47,904.41 <sup>1</sup>	<1%	(32,041.91)	N/A	N/A
SOUTH32 LTD F ADR 1 ADR REPS 5 ORD SHS SYMBOL: SOUHY	210.0000	4.7600	999.60 1,890.00	<1%	(890.40)	N/A	N/A
STERICYCLE INC SYMBOL SRCL	1,845.0000	139.3100	257,026.95 30,469.34 <sup>1</sup>	4%	226,557.61	N/A	N/A

Schwab has provided accurate gain and loss information wherever possible for most investments. Cost basis data may be incomplete or unavailable for some of your holdings. Please see "Endnotes for Your Account" section for an explanation of the endnote codes and symbols on this statement.



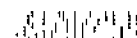
Schwab One® Account of  
PHILIP S HARPER FOUNDATION INC

Account Number  
4101-1655

Statement Period  
September 1-30, 2015

Investment Detail - Other Assets

	Quantity	Market Price	Market Value Cost Basis	% of Account Assets	Unrealized Gain or (Loss)	Estimated Yield	Estimated Annual Income
<b>Other Assets</b>							
ISHARES MSCI CANADA ETF SYMBOL: EWC	1,675.0000	23.0000	38,525.00 56,971.09	<1%	(18,446.09)	1.84%	711.78
ISHARES MSCI EAFE MIN VOLAT ETF SYMBOL: EFAV	550.0000	62.3900	34,314.50 37,670.75	<1%	(3,356.25)	3.02%	1,038.86
ISHARES MSCI EMERGING MARKETS ETF SYMBOL: EEM	9,775.0000	32.7800	320,424.50 410,573.50	6%	(90,149.00)	1.83%	5,889.48
ISHARES MSCI MARKETS MIN VOL ETF SYMBOL: EEMV	4,500.0000	49.8200	224,190.00 256,257.10	4%	(32,067.10)	2.39%	5,378.91
MERRILL LYNCH & 7% PFD PFD SYMBOL: MER+D	4,000.0000	25.3700	101,480.00 101,000.00	2%	480.00	N/A	N/A
VANGUARD SMALL CAP VALU ETF SYMBOL: VBR	2,230.0000	96.8500	215,975.50 145,638.58	4%	70,336.92	0.07%	169.48
							<i>Accrued Dividend: 2,548.89</i>
WISDOMTREE EMRG MKRT HG DIV ETF SYMBOL: DEM	2,000.0000	33.4800	66,960.00 103,536.53	1%	(36,576.53)	12.01%	8,042.48
<b>Total Other Assets</b>	<b>24,730.0000</b>		<b>1,001,869.50</b>	<b>18%</b>	<b>(109,778.05)</b>		<b>21,230.99</b>
			<b>Total Cost Basis:</b>		<b>1,111,647.55</b>		
							<b>Total Accrued Dividend for Other Assets: 2,548.89</b>





Schwab One® Account of  
PHILIP S HARPER FOUNDATION INC

Account Number  
4101-1655

Statement Period  
September 1-30, 2015

## Investment Detail - Other Assets (continued)

Estimated Annual Income ("EAI") and Estimated Yield ("EY") calculations are for informational purposes only. The actual income and yield might be lower or higher than the estimated amounts. EY is based upon EAI and the current price of the security and will fluctuate. For certain types of securities, the calculations could include a return of principal or capital gains in which case EAI and EY would be overstated. EY and EAI are not promptly updated to reflect when an issuer has missed a regular payment or announced changes to future payments, in which case EAI and EY will continue to display at a prior rate.

Total Investment Detail	5,721,871.67
Total Account Value	5,721,871.67
Total Cost Basis	4,312,158.96

## Transaction Detail - Purchases & Sales

### Fixed Income Activity

Settle Date	Trade Date	Transaction	Description	Par	Unit Price	Total Amount
09/03/15	08/31/15	Bought	AMER EXPRSS CNTR 1.45%18 CD FDIC INS DUE 06/11/18 02587DYP7 With accrued interest of \$168.84	50,000.0000	99.6870	(50,012.34)
09/03/15	08/31/15	Bought	CITIGROUP INC 1.3%16 DUE 11/15/16 172967HG9 With accrued interest of \$156.00	40,000.0000	100.1870	(40,230.80)
09/03/15	08/31/15	Bought	DISCOVER BK 1.45%18 CD FDIC INS DUE 06/11/18 254672PS1 With accrued interest of \$168.84	50,000.0000	99.5000	(49,918.84)
09/03/15	08/31/15	Bought	EBAY INC 1.35%17 DUE 07/15/17: 278642AG8 With accrued interest of \$81.00	45,000.0000	98.8760	(44,575.20)

PHILIP S. HARPER FOUNDATION  
FORM 990-PF TIN 36-6049875  
YEAR END SEPTEMBER 30, 2015  
PART VI CAPITAL GAINS & LOSSES ON INVESTMENT INCOME

ITEM	HOW ACQUIRED	DATE PURCHASE	DATE SOLD	SALE PRICE	COST	GAIN LOSS
DEVON ENERGY	P	2/6/2014	11/13/2014	20,220	20,029	191
APPLE	P	4/4/2006	11/6/2014	35,209	2,865	32,344
BARD CR	P	VARIOUS	11/6/2014	24,708	9,819	14,889
CARMAX	P	6/25/2010	11/6/2014	5,610	2,153	3,457
IBM	P	4/15/2008	11/6/2014	12,087	8,688	3,399
KINDER MORGAN	P	3/6/2009	11/6/2014	9,489	2,180	7,309
KINDER MORGAN	P	3/6/2009	11/6/2014	9,489	2,180	7,309
AMGEN	P	6/11/2012	11/15/2014	25,000	25,500	-500
VERIZON	P	2/24/2014	12/15/2014	26,606	28,147	-1,541
KINDER MORGAN	P	3/6/2009	12/2/2014	16	4	12
ALLY BANK	P	5/2/2013	12/12/2014	25,000	25,045	-45
ACCENTURE	P	3/31/2010	12/15/2014	8,237	4,201	4,036
ACCENTURE	P	3/31/2010	12/15/2014	8,237	4,201	4,036
APPLE	P	4/4/2006	12/15/2014	11,030	882	10,148
APPLE	P	4/4/2006	12/15/2014	11,031	882	10,149
APPLE	P	4/4/2006	12/15/2014	11,031	882	10,149
BPH BILLITON	P	VARIOUS	12/15/2014	4,548	7,260	-2,712
BPH BILLITON	P	VARIOUS	12/15/2014	4,548	6,357	-1,809
BPH BILLITON	P	VARIOUS	12/15/2014	4,548	6,357	-1,809
BPH BILLITON	P	VARIOUS	12/15/2014	4,548	8,164	-3,616
CISCO	P	6/10/2004	12/15/2014	13,453	7,668	5,785
IBM	P	4/15/2008	12/15/2014	26,960	20,272	6,688
NOBLE	P	8/23/2007	12/15/2014	1,461	4,259	-2,798
NOBLE	P	8/23/2007	12/15/2014	1,461	4,259	-2,798
NOBLE	P	8/23/2007	12/15/2014	4,384	12,777	-8,393
NOBLE	P	8/23/2007	12/15/2014	7,306	21,296	-13,990
ORACLE	P	9/15/2006	12/15/2014	4,119	1,628	2,491
ORACLE	P	9/15/2006	12/15/2014	8,238	3,256	4,982
ORACLE	P	9/15/2006	12/15/2014	8,238	3,256	4,982
ORACLE	P	9/15/2006	12/15/2014	61,786	24,420	37,366
PARAGON OFFSHORE	P	VARIOUS	12/15/2014	1,709	9,983	-8,274
BANK OF TENNESSE- CD	P	8/23/2010	1/27/2015	26,000	26,535	-535
APPLE	P	4/4/2006	1/28/2015	8,769	661	8,108
BARD CR	P	10/24/2005	1/28/2015	4,401	1,610	2,791
BECTON DICKINSON	P	4/15/2008	1/28/2015	3,548	2,105	1,443
CARMAX	P	6/25/2010	1/28/2015	4,733	1,615	3,118
IBM	P	4/15/2008	1/28/2015	7,638	5,792	1,846
NOBLE ENERGY	P	10/24/2005	1/28/2015	4,660	1,940	2,720
SCHEIN HENRY	P	6/10/2004	1/28/2015	3,533	630	2,903

PHILIP S. HARPER FOUNDATION  
FORM 990-PF TIN 36-6049875  
YEAR END SEPTEMBER 30,2015  
PART VI CAPITAL GAINS & LOSSES ON INVESTMENT INCOME

ITEM	HOW ACQUIRED	DATE PURCHASE	DATE SOLD	SALE PRICE	COST	GAIN LOSS
BPH BILLITON	P	7/26/2007	2/5/2015	11,100	14,303	-3,203
GLAXOSMITHKLINE	P	3/5/2013	2/5/2015	4,590	4,471	119
GLAXOSMITHKLINE	P	3/5/2013	2/5/2015	4,590	4,471	119
GLAXOSMITHKLINE	P	3/5/2013	2/5/2015	4,590	4,471	119
GLAXOSMITHKLINE	P	3/5/2013	2/5/2015	4,590	4,472	118
GLAXOSMITHKLINE	P	3/5/2013	2/5/2015	9,179	8,943	236
NOBLE CORP	P	8/23/2007	2/5/2015	1,311	3,194	-1,883
HEWLETT-PACKARD	P	2/28/2012	3/15/2015	30,000	30,845	-845
APPLE	P	4/4/2006	5/4/2015	32,163	2,204	29,959
GOOGLE	P	12/23/2011	5/4/2015	222	126	96
I H S, INC	P	3/6/2009	5/4/2015	9,544	2,787	6,757
IBM	P	4/15/2008	5/4/2015	17,433	11,584	5,849
QUALCOM	P	6/10/2004	5/4/2015	13,799	5,947	7,852
STERICYCLE	P	4/30/2002	5/4/2015	13,511	1,677	11,834
BMW BANK	P	11/28/2012	5/4/2015	20,000	20,020	-20
DISCOVER BANK	P	3/14/2013	6/1/2015	16,000	16,086	-86
GOLDMAN SACHS BANK	P	VARIOUS	6/1/2015	29,000	29,206	-206
GOLDMAN SACHS BANK	P	VARIOUS	6/6/2005	70,000	70,053	-53
BMW BANK	P	11/28/2012	6/8/2015	20,000	20,000	0
GOLDMAN SACHS BANK	P	6/22/2012	6/8/2015	50,000	49,800	200
HSBC FINANCE	P	8/19/2010	6/15/2015	20,000	20,565	-565
NATIONAL RURAL UTILITY	P	10/3/2012	6/15/2015	50,000	51,050	-1,050
KRAFT FOODS	P	VARIOUS	7/6/2015	17,589	0	17,589
AMERICAN EXPRESS	P	5/1/2013	7/20/2015	25,000	25,186	-186
DISCOVER BANK	P	5/7/2013	8/17/2015	25,000	25,219	-219
APPLE	P	4/4/2006	8/21/2015	10,788	882	9,906
BARD CR	P	10/24/2005	8/21/2015	12,542	4,186	8,356
GOOGLE	P	12/23/2011	8/21/2015	9,924	4,759	5,165
IBM	P	4/15/2008	8/21/2015	15,103	11,584	3,519
KRAFT HEINZ	P	2/12/2013	8/21/2015	3,668	2,361	1,307
MONDELEZ	P	2/11/2010	8/21/2015	5,479	2,361	3,118
QUALCOM	P	6/10/2004	8/21/2015	11,837	5,947	5,890
STERICYCLE	P	VARIOUS	8/21/2015	14,460	1,671	12,789
XYLEM	P	9/22/2015	8/21/2015	3,235	3,021	214
TOTAL SALES SCHWAB				1,049,836	783,210	266,626

ITEM	HOW ACQUIRED	DATE PURCHASE	DATE SOLD	SALE PRICE	COST	GAIN LOSS
WELLS FARGO ADVANTAGE FUND	P	VARIOUS	1/26/2015	30,000	26,258	3,742
WELLS FARGO ADVANTAGE FUND	P	VARIOUS	8/5/2015	50,000	41,143	8,857
WELLS FARGO ADVANTAGE FUND CAPITAL GAINS DISTRIBUTIONS	P			0	0	78,745
CLASS ACTIONS SETTLEMENT	P			0	0	333
TOTAL CAPITAL GAINS				1,129,836	850,611	358,303

**Philip S Harper Foundation Contributions for y/e 9/30/ 2015**

Organization	Address	City	St	Zip	Amount	Subtotal
<b>ACTIVITIES</b>						
Best Buddies International, Inc.	100 Southeast Second St., Ste 2200	Miami	FL	33131	\$1,000	
CAN-DO	1075 Washington St.	Newton	MA	02465-2185	\$7,000	
Catamount Trail Association	1 Mill Street Ste 350	Burlington	VT	05401-1512	\$3,000	
Charis Circle	1189 Euclid Ave. NE	Atlanta	GA	30307	\$250	
Fund for Southern Communities	4153-C Flat Shoals Pkwy , Ste 316	Decatur	GA	30034	\$500	
Georgia WAND	250 Georgia Ave. Ste 202	Atlanta	GA	30312	\$500	
Lovelane Special Needs Horseback Riding P	40 Baker Bridge Road	Lincoln	MA	01733	\$1,500	
Orlando Union Rescue Mission	1521 W. Washington Street	Orlando	FL	32802	\$500	
Paralyzed Veterans of America	801 Eighteenth Street, NW	Washington	DC	20077-2890	\$750	\$15,000
<b>ADVOCACY</b>						
9to5, National Association of Working Women	207 East Buffalo St., Ste 211	Milwaukee	WI	53202	\$1,500	
Alliance for Justice	11 DuPont Circle NW - 2nd Floor	Washington	DC	20036	\$1,000	
American Civil Liberties Union Fdn.	125 Broad Street - 18th Floor	New York	NY	10004	\$1,000	
Americanism Educational League	P. O. Box 1287	Monrovia	CA	91017	\$2,000	
Brady Center to Prevent Gun Violence	840 First St. NE, Ste. 400	Washington	DC	20002	\$250	
Center for Science in the Public Interest	1220 L St. NW - Ste 300	Washington	DC	20005	\$500	
Conflict Resolution Services	852 S. Garfield Ave	Traverse City	MI	49686	\$4,000	
Fire of Truth Satsanga	2434 Sedgewick Dr.	Virginia Beach	VA	23454	\$800	
Harbor House	PO Box 680748	Orlando	FL	32868	\$500	
Heritage Foundation	214 Massachusetts Ave.	Washington	DC	20002	\$2,000	
Heritage Foundation	214 Massachusetts Ave	Washington	DC	20002	\$2,000	
Human Rights Campaign	1640 Rhode Island Ave NW	Washington	DC	20036	\$1,000	
Idignity	424 E Central Blvd. #199	Orlando	FL	32801	\$250	
Institute for Responsible Technology	PO Box 469	Fairfield	IA	52556	\$800	
Lambda Legal	120 Wall St Ste 1500	New York	NY	10005	\$500	
Legal Momentum	5 Hanover Square	New York	NY	10004	\$500	
Maharishi Global Administration	1000 Purusha Pl, Ste 108	Romney	WV	26757-5016	\$2,400	
Mikva Challenge	332 S Michigan Ave. Ste. 400	Chicago	IL	60604-4406	\$1,500	
National Center for Missing Children	699 Prince St	Alexandria	VA	22314-3175	\$500	
Nuestras Raices	329 Main Street	Holyoke	MA	01040	\$500	
Organic Consumers Association	6771 South Silver Hill Dr	Finland	MN	55603	\$250	
Partnership Against Domestic Violence	PO Box 170225	Atlanta	GA	30317	\$500	
ProGeorgia	1530 Dekalb Ave Ste A	Atlanta	GA	30307	\$250	
Third Level Crisis Center	1022 E Front Street	Traverse City	MI	49685	\$2,000	
United for a Fair Economy	62 Summer St.	Boston	MA	02110	\$1,000	
VT Public Interest Research & Education Fu	141 Main Street	Montpelier	VT	05602-2951	\$500	
World Vision	P O Box 9716	Federal Way	WA	98063	\$300	
Wounded Warrior Project	4899 Belfort Rd. Ste 300	Jacksonville	FL	32256	\$2,000	\$30,300
<b>ANIMALS</b>						
Central Florida Zoological Park	PO Box 470309	Lake Monroe	FL	32747-0309	\$1,500	
Central Florida Zoological Park	PO Box 470309	Lake Monroe	FL	32747-0309	\$500	
Central Florida Zoological Park	PO Box 470309	Lake Monroe	FL	32747-0309	\$1,000	
Pet Alliance of Greater Orlando	2727 Conroy Rd.	Orlando	FL	32839	\$1,000	
Pet Alliance of Greater Orlando	2727 Conroy Rd	Orlando	FL	32839	\$500	
Pet Alliance of Greater Orlando	2727 Conroy Rd.	Orlando	FL	32839	\$1,000	
Pet Alliance of Greater Orlando	2727 Conroy Rd.	Orlando	FL	32839	\$500	\$6,000
<b>CONSERVATION</b>						
Brooklyn Botanic Garden	1000 Washington Ave	Brooklyn	NY	11225	\$500	
Brooklyn Bridge Park Conservancy	334 Furman St.	Brooklyn	NY	11201	\$500	
Charles River Watershed Association, Inc.	190 Park Road	Weston	MA	02493	\$500	
City Parks Foundation	830 Fifth Ave, 2nd Floor	New York	NY	10065	\$500	
Conservation Lands Foundation	835 E 2nd Ave Suite 314	Durango	CO	81301	\$2,000	
Conservation Law Foundation - VT Office	15 E State Street Ste 4	Montpelier	VT	05602	\$500	
D & R Grenway Land Trust	One Preservation Place	Princeton	NJ	08540	\$500	
Environment Georgia	108 E Ponce de Leon, Ste 210	Decatur	GA	30030	\$250	
Friends of Hudson River Park	305 7th Ave. 12th Floor	New York	NY	10001	\$500	
Friends of the West River Trail	PO Box 2086	South London	VT	05155	\$500	
Grand Traverse Regional Land Conservancy	3860 North Long Lake Road - Ste D	Traverse City	MI	49684	\$500	
Leelanau Conservancy	105 North First Street	Leland	MI	49654	\$1,500	
Northeast Wilderness Trust	17 State St. Ste 302	Montpelier	VT	05602	\$500	
Prospect Park Alliance	95 Prospect Park West	Brooklyn	NY	1000	\$1,000	
Rails to Trails Conservancy	2121 Ward Court NW, 5th Floor	Washington	DC	20036	\$500	
Saving Birds Thru Habitat	PO Box 288	Omena	MI	49674-0288	\$500	
The Nature Conservancy-VT Field Office	27 State Street Ste 4	Montpelier	VT	05602	\$3,000	
The Stewardship Network	416 Longshore Dr.	Ann Arbor	MI	48105	\$5,000	
Vermont River Conservancy	29 Main Street Ste 11	Montpelier	VT	05602	\$1,000	\$19,750
<b>CULTURAL</b>						
Boom Arts	431 NW Flanders St , Suite 100	Portland	OR	97209	\$2,000	



**Philip S Harper Foundation Contributions for y/e 9/30/ 2015**

Organization	Address	City	St	Zip	Amount	Subtotal
BRIC/Celebrate Brooklyn	647 Fulton St.	Brooklyn	NY	11217	\$500	
Dr. Phillips Center for the Performing Arts	445 S Magnolia Ave	Orlando	FL	32801	\$5,500	
Inland Seas Education Association	PO Box 218	Suttons Bay	MI	49682	\$1,000	
Jefferson County Civic Center	200 N Main St.	Fairfield	IA	52556	\$1,200	
Joyce Theatre	185 8th Ave.	New York	NY	10011	\$1,000	
Kartemquin Films	1901 W Wellington Ave	Chicago	IL	60657-4029	\$5,000	
Lake Champlain Maritime Museum	4472 Basin Harbor Road	Vergennes	VT	05491	\$4,000	
Leelanau Community Cultural Center	111 Main Street, PO Box 883	Leland	MI	49654	\$1,000	
Leelanau Historical Society	PO Box 246	Leland	MI	49654-0246	\$500	
Maharishi School	804 Dr. Robert K Wallace Dr	Fairfield	IA	52556	\$8,000	
Newton Free Library	330 Homer Street	Newton	MA	02159	\$500	
Northport Area Heritage Association	PO Box 453	Northport	MI	49670	\$2,500	
Northport Community Art Center	109 Nagonaba PO Box 319	Northport	MI	49670	\$500	
Orlando Philharmonic Orchestra	812 E. Rollins Street - Ste 300	Orlando	FL	32803	\$1,000	
Passim	26 Church St	Cambridge	MA	02138	\$1,000	
The Hambidge Center	PO Box 339	Rabun Gap	GA	30568	\$1,000	
Vermont Arts Exchange	PO Box 725	North Benning	VT	05257	\$2,000	
Vermont Studio Center	PO Box 613	Johnson	VT	05656	\$500	
WBUR	630 Commonwealth Ave.	Boston	MA	02215	\$500	
Weston Playhouse Theatre	703 Main Street	Weston	VT	05161	\$1,500	
WGBH Educational Foundation - TV	PO Box 55875	Boston	MA	02205-5875	\$1,500	
Winter Park Historical Association	PO Box 51	Winter Park	FL	32790	\$1,000	\$43,200
<b>EDUCATION</b>						
America's Future, Inc	7800 Bonhomme Ave	St. Louis	MO	63105	\$2,000	
Barnard College	3009 Broadway	New York	NY	10027-6598	\$2,500	
Becket-Chimney Corners YMCA	748 Hamilton Rd.	Becket	MA	01223	\$500	
Boston University Academy	One University Rd	Boston	MA	02215-1407	\$500	
Boston University Academy	One University Rd	Boston	MA	02215-1407	\$2,460	
Columbia University/American Studies Dept	475 Riverside Drive - Ste 964	New York	NY	10115	\$2,500	
Cornerstone Christian Academy	PO Box 608	Roanoke Rapids	NC	27870	\$10,000	
Dartmouth College	666 Development Office	Hanover	NH	03755	\$500	
Florida Institute of Technology	150 W University Blvd	Melbourne	FL	32901-6982	\$22,000	
Foundation for Seminole County Public Sch	400 E Lake Mary Blvd	Sanford	FL	32773	\$2,000	
Foundation for Seminole County Public Sch	400 E Lake Mary Blvd.	Sanford	FL	32773	\$2,000	
Foundation for Seminole County Public Sch	400 E Lake Mary Blvd.	Sanford	FL	32773	\$8,000	
Grady High School Foundation	931 Monroe Dr , Ste 102	Atlanta	GA	30308	\$2,500	
Hillsdale College	33 E College St	Hillsdale	MI	49642	\$2,000	
Kinhaven Music School	6 Elberta Rd.	Maplewood	NJ	07040	\$1,000	
Lake Highland Preparatory School	901 N. Highland Ave	Orlando	FL	32803	\$1,000	
Lake Mary High School-Science	655 Longwood Lake Mary Road	Lake Mary	FL	32746	\$6,000	
Leadership Institute	1101 N. Highland Street	Arlington	VA	22201-2854	\$2,000	
League of Women Voters Leelanau Co	PO Box 132	Leland	MI	49654	\$500	
Learning Prep School	1507 Washington St.	West Newton	MA	02465	\$2,500	
Leelanau Children's Center	111 N. 5th	Leland	MI	49654	\$500	
Literary Arts-Writers in the Schools	925 SW Washington St	Portland	OR	97205	\$1,000	
Maharishi School	804 Dr Robert K Wallace Dr	Fairfield	IA	52556	\$250	
Maharishi University of Management	10000 N. Fourth St., DB 1121	Fairfield	IA	52556-9961	\$8,000	
Newton Schools Foundation	100 Walnut Street	Newtonville	MA	02460	\$1,000	
Odyssey, Inc	1424 W Paces Ferry Rd	Atlanta	GA	30327	\$500	
Raymond Courech Endowment-Oakland U.	John Dodge House	Rochester	MI	48309-4497	\$550	
Rollins College-Hamilton Holt School	1000 Holt Ave -2756	Winter Park	FL	32789-4499	\$900	
Rollins College-The Rollins Fund	1000 Holt Ave.-2750	Winter Park	FL	32789-4499	\$2,500	
Sakthi Foundation	109 W Madison	Fairfield	IA	52556	\$1,000	
Shady Hill School	178 Coolidge Hill	Cambridge	MA	02138	\$500	
She's the First	261 Fifth Ave 8th Floor	New York	NY	10016	\$1,000	
Smith College Alumnae Fund	33 Elm Street	Northampton	MA	01063	\$10,000	
The Gangaji Foundation	PO Box 716	Ashland	OR	97520	\$250	
The Little School	PO Box 93	Weston	VT	05161	\$1,000	
The Pathfinder School	11930 S West Bay Shore Dr	Traverse City	MI	49684	\$5,000	
UCF College of Education	PO Box 161250	Orlando	FL	32816-1250	\$1,000	
UCF School of Accounting	PO Box 161400	Orlando	FL	32816-1400	\$1,500	
Understanding Our Differences	PO Box 600671	Newton	MA	02460	\$1,000	
University of Central Florida	PO Box 25000	Orlando	FL	32816	\$1,000	
University of Central Florida	PO Box 25000	Orlando	FL	32816	\$1,000	
Williams College	74 Park Street	Williamstown	MA	02167	\$5,000	\$116,910
<b>HEALTH</b>						
Doctors Without Borders	333 Seventh Ave , 2nd Floor	New York	NY	10001-5004	\$250	
Feminist Women's Health Center	1924 Cliff Valley Way	Atlanta	GA	30329-2421	\$1,500	

**Philip S Harper Foundation Contributions for y/e 9/30/ 2015**

Organization	Address	City	St	Zip	Amount	Subtotal
Georgia Organics	200-A Ottley Dr NE	Atlanta	GA	30324	\$500	
Georgia Organics	200-A Ottley Dr NE	Atlanta	GA	30324	\$500	
Healthcare Alternative Systems	7255 W Armitage Ave	Chicago	IL	60647	\$1,000	
Londonderry Volunteer Rescue Squad	PO Box 911	Londonderry	VT	05148	\$500	
Munson Health Care	1105 Sixth St.	Traverse City	MI	49684	\$1,000	
Orlando Health Foundation	3160 Southgate Commerce Blvd #50	Orlando	FL	32806-2093	\$5,000	
Orlando Health Foundation	3160 Southgate Commerce Blvd #50	Orlando	FL	32806	\$13,000	
Orlando Health Foundation	3160 Southgate Commerce Blvd #50	Orlando	FL	32806-2093	\$1,000	
Orlando Health Foundation	3160 Southgate Commerce Blvd #50	Orlando	FL	32806-2093	\$1,500	
Planned Parenthood Assn of the Mercer Are	437 E. State St	Trenton	NJ	08608	\$2,000	
Planned Parenthood Federation of America	434 West 33rd Street	New York	NY	10001	\$2,500	
Planned Parenthood of Northern New Englar	128 Lakeside Ave Ste 301	Williston	VT	05401	\$6,500	
Planned Parenthood Southeast	75 Piedmont Ave NE Ste 800	Atlanta	Ga	30303	\$1,500	
Shriners Hospitals for Children	12502 N Pine Drive	Tampa	FL	33612-9499	\$500	
The Smile Train	PO Box 96231	Washington	DC	20090-6231	\$400	
Winter Park Day Nursery	741 S. Pennsylvania Ave	Winter Park	FL	32789	\$4,000	
World Health Foundation	1734 Jasmine Ave	Vedic City	IA	52556	\$850	\$44,000
<b>HUMAN SERVICES</b>						
Cantas Seeds	1903 W Burlington Ave	Fairfield	IA	52556	\$5,000	
Cool Girls, Inc	621 North Ave, Suite A-220	Atlanta	GA	30308	\$1,000	
Feed the Children	PO Box 36	Oklahoma Cit	OK	73101-0036	\$250	
FINCA	1201 15th St. NW, 8th Floor	Washington	DC	20005	\$250	
Food for Free Committee, Inc.	11 Inman Street	Cambridge	MA	02139	\$500	
Girls on the Run of Atlanta	1904 Monroe Dr. NE, Ste 140	Atlanta	GA	30324-4859	\$1,500	
Habitat for Humanity Seminole Apopka	PO Box 181010	Casselberry,	FL	32718	\$2,000	
Leelanau Twp Community Foundation	PO Box 818	Northport	MI	49670	\$2,000	
New Day for Children	6751 N Federal Hwy #200	Boca Raton	FL	33487	\$250	
Orlando Union Rescue Mission	1521 W. Washington Street	Orlando	FL	32802	\$750	
Oxfam America	226 Causeway St	Boston	MA	02114	\$1,000	
Seminole Family YMCA	655 Longwood Lake Mary Road	Lake Mary	FL	32746	\$1,000	
Seminole Family YMCA	655 Longwood Lake Mary Road	Lake Mary	FL	32746	\$500	
Step Up	510 So Hewitt St. #111	Los Angeles	CA	90013	\$500	
Tanager Place	2309 C Street, SW	Cedar Rapids	IA	52404	\$250	
Vermont Foodbank	33 Parker Rd.	Barre	VT	05641	\$500	
VOX Teen Communications	229 Peachtree Street NE Ste 725	Atlanta	GA	30303	\$750	
Women for Women	2000 M Street, NW Ste 200	Washington	DC	20036	\$1,000	
Women's eNews	6 Barclay St 6th fl	New York	NY	10007	\$1,000	\$20,000
<b>PRESERVATION</b>						
Grand Traverse Lighthouse Museum	PO Box 43	Northport	MI	49670	\$500	\$500
<b>RELIGION</b>						
Annunciation Catholic Church	970 Montgomery Rd.	Altamonte Spr	FL	32714-7418	\$5,500	
Church of the Annunciation	1020 Montgomery Road	Altamonte Spr	FL	32779	\$2,000	
Ebenezer United Methodist Church	PO Box 365	Halifax	NC	27839	\$1,000	
Eliot Church of Newton	474 Centre Street	Newton	MA	02158	\$4,000	
Fellowship of the Holy Spirit	1301 Hilltop Lane	Fairfield	IA	52556	\$800	
First Presbyterian Church of Maitland	341 N. Orlando Ave	Maitland	FL	32751	\$5,000	
First Presbyterian Church of Maitland	341 N Orlando Ave	Maitland	FL	32751	\$1,500	
Manavata Mandir DBA Sri Devi Mandir	800 W Burlington Ave	Fairfield	IA	52556	\$250	
Spiritus Christi	1003 E Madison St	Fairfield	IA	52556	\$250	
Trinity United Methodist Church	9848 S. Winchester	Chicago	IL	60643	\$9,000	\$29,300
<b>RESEARCH</b>						
Alzheimer's Association	378 Center Pointe Cir Ste 1280	Altamonte Spr	FL	32701-3442	\$1,500	
Cerebral Palsy Intl Research Foundation	3 Columbus Circle, 15th Floor	New York	NY	10019	\$1,540	
Duke University	Alumni & Development Office	Durham	NC	27708-0581	\$1,000	
Duke University	Alumni & Development Office	Durham	NC	27708-0581	\$2,000	
Duke University	Alumni & Development Office	Durham	NC	27708-0581	\$2,000	
Macular Degeneration Research	22512 Gateway Center Drive	Clarksburg	MD	20871	\$2,000	\$10,040
<b>TOTAL</b>					<b>\$335,000</b>	<b>\$335,000</b>