



See a Social Security Number? Say Something!
Report Privacy Problems to <https://public.resource.org/privacy>
Or call the IRS Identity Theft Hotline at 1-800-908-4490



Return of Private Foundation

2014

Department of the Treasury
Internal Revenue Service

or Section 4947(a)(1) Trust Treated as Private Foundation
▶ Do not enter social security numbers on this form as it may be made public.
▶ Information about Form 990-PF and its separate instructions is at www.irs.gov/form990pf

Open to Public Inspection

For calendar year 2014 or tax year beginning 10/01, 2014, and ending 09/30, 2015

Name of foundation **LUCY & EMILY BEASLEY CHARITABLE TRUST**
V15913003
 Number and street (or P.O. box number if mail is not delivered to street address) Room/suite
10 S DEARBORN IL1-0111
 City or town, state or province, country, and ZIP or foreign postal code

A Employer identification number
34-1350747
B Telephone number (see instructions)
866-888-5157

G Check all that apply:

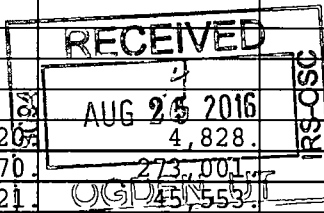
<input type="checkbox"/>	Initial return	<input type="checkbox"/>	Initial return of a former public charity
<input type="checkbox"/>	Final return	<input type="checkbox"/>	Amended return
<input type="checkbox"/>	Address change	<input type="checkbox"/>	Name change

C If exemption application is pending, check here
D 1 Foreign organizations, check here
 2 Foreign organizations meeting the 85% test, check here and attach computation
E If private foundation status was terminated under section 507(b)(1)(A), check here
F If the foundation is in a 60-month termination under section 507(b)(1)(B), check here

H Check type of organization: Section 501(c)(3) exempt private foundation
 Section 4947(a)(1) nonexempt charitable trust Other taxable private foundation

I Fair market value of all assets at end of year (from Part II, col. (c), line 16) ▶ \$ 7,212,420.
J Accounting method: Cash Accrual
 Other (specify) _____
 (Part I, column (d) must be on cash basis)

Part I Analysis of Revenue and Expenses (The total of amounts in columns (b), (c), and (d) may not necessarily equal the amounts in column (a) (see instructions))		(a) Revenue and expenses per books	(b) Net investment income	(c) Adjusted net income	(d) Disbursements for charitable purposes (cash basis only)
Revenue	1 Contributions, gifts, grants, etc., received (attach schedule)				
	2 Check <input checked="" type="checkbox"/> if the foundation is not required to attach Sch. B				
	3 Interest on savings and temporary cash investments				
	4 Dividends and interest from securities	208,560.	207,483.		
	5a Gross rents				
	b Net rental income or (loss)				
	6a Net gain or (loss) from sale of assets not on line 10	60,690.			
	b Gross sales price for all assets on line 6a	3,109,961.			
	7 Capital gain net income (from Part IV, line 2)		60,690.		
	8 Net short-term capital gain				
	9 Income modifications				
	10a Gross sales less returns and allowances				
b Less Cost of goods sold					
c Gross profit or (loss) (attach schedule)					
11 Other income (attach schedule)	4,828.	4,828.		STMT 1	
12 Total. Add lines 1 through 11	274,070.	273,001.			
Operating and Administrative Expenses	13 Compensation of officers, directors, trustees, etc.	75,921.			30,368.
	14 Other employee salaries and wages				
	15 Pension plans, employee benefits				
	16a Legal fees (attach schedule)				
	b Accounting fees (attach schedule)				
	c Other professional fees (attach schedule)	80,834.	80,834.		
	17 Interest				
	18 Taxes (attach schedule) (see instructions)	10,837.	2,237.		
	19 Depreciation (attach schedule) and depletion				
	20 Occupancy				
21 Travel, conferences, and meetings					
22 Printing and publications					
23 Other expenses (attach schedule)	200.			200.	
24 Total operating and administrative expenses. Add lines 13 through 23	167,792.	128,624.		30,568.	
25 Contributions, gifts, grants paid	391,000.			391,000.	
26 Total expenses and disbursements. Add lines 24 and 25	558,792.	128,624.		421,568.	
27 Subtract line 26 from line 12					
a Excess of revenue over expenses and disbursements	-284,722.				
b Net investment income (if negative, enter -0-)		144,377.			
c Adjusted net income (if negative, enter -0-)					



SCANNED AUG 26 2016

Part II Balance Sheets		Attached schedules and amounts in the description column should be for end-of-year amounts only (See instructions)		Beginning of year	End of year	
				(a) Book Value	(b) Book Value	(c) Fair Market Value
Assets	1	Cash - non-interest-bearing				
	2	Savings and temporary cash investments	198,572.	87,741.	87,741.	
	3	Accounts receivable ▶ Less: allowance for doubtful accounts ▶				
	4	Pledges receivable ▶ Less allowance for doubtful accounts ▶				
	5	Grants receivable				
	6	Receivables due from officers, directors, trustees, and other disqualified persons (attach schedule) (see instructions)				
	7	Other notes and loans receivable (attach schedule) ▶ Less allowance for doubtful accounts ▶				
	8	Inventories for sale or use				
	9	Prepaid expenses and deferred charges				
	10a	Investments - U.S. and state government obligations (attach schedule)				
	b	Investments - corporate stock (attach schedule)	3,483,320.	3,717,712.	3,981,867.	
	c	Investments - corporate bonds (attach schedule)	2,706,828.	2,432,257.	2,462,470.	
	11	Investments - land, buildings, and equipment basis Less accumulated depreciation (attach schedule) ▶				
	12	Investments - mortgage loans				
	13	Investments - other (attach schedule)	840,260.	717,730.	680,342.	
	14	Land, buildings, and equipment basis Less accumulated depreciation (attach schedule) ▶				
15	Other assets (describe ▶)					
16	Total assets (to be completed by all filers - see the instructions. Also, see page 1, item I)	7,228,980.	6,955,440.	7,212,420.		
Liabilities	17	Accounts payable and accrued expenses				
	18	Grants payable				
	19	Deferred revenue				
	20	Loans from officers, directors, trustees, and other disqualified persons				
	21	Mortgages and other notes payable (attach schedule)				
	22	Other liabilities (describe ▶)				
	23	Total liabilities (add lines 17 through 22)			NONE	
Net Assets or Fund Balances	Foundations that follow SFAS 117, check here <input type="checkbox"/> and complete lines 24 through 26 and lines 30 and 31.					
	24	Unrestricted				
	25	Temporarily restricted				
	26	Permanently restricted				
	Foundations that do not follow SFAS 117, . . . <input checked="" type="checkbox"/> check here and complete lines 27 through 31.					
	27	Capital stock, trust principal, or current funds	7,228,980.	6,955,440.		
	28	Paid-in or capital surplus, or land, bldg, and equipment fund				
29	Retained earnings, accumulated income, endowment, or other funds					
30	Total net assets or fund balances (see instructions)	7,228,980.	6,955,440.			
31	Total liabilities and net assets/fund balances (see instructions)	7,228,980.	6,955,440.			

Part III Analysis of Changes in Net Assets or Fund Balances

1	Total net assets or fund balances at beginning of year - Part II, column (a), line 30 (must agree with end-of-year figure reported on prior year's return)	1	7,228,980.
2	Enter amount from Part I, line 27a	2	-284,722.
3	Other increases not included in line 2 (itemize) ▶ <u>COST BASIS ADJUSTMENT</u>	3	11,182.
4	Add lines 1, 2, and 3	4	6,955,440.
5	Decreases not included in line 2 (itemize) ▶	5	
6	Total net assets or fund balances at end of year (line 4 minus line 5) - Part II, column (b), line 30	6	6,955,440.

Part IV Capital Gains and Losses for Tax on Investment Income

(a) List and describe the kind(s) of property sold (e.g., real estate, 2-story brick warehouse, or common stock, 200 shs. MLC Co.)		(b) How acquired P - Purchase D - Donation	(c) Date acquired (mo., day, yr.)	(d) Date sold (mo., day, yr.)
1a PUBLICLY TRADED SECURITIES				
b				
c				
d				
e				
(e) Gross sales price	(f) Depreciation allowed (or allowable)	(g) Cost or other basis plus expense of sale	(h) Gain or (loss) (e) plus (f) minus (g)	
a 3,109,961.		3,049,271.	60,690.	
b				
c				
d				
e				
Complete only for assets showing gain in column (h) and owned by the foundation on 12/31/69				(l) Gains (Col. (h) gain minus col. (k), but not less than -0-) or Losses (from col. (h))
(i) F.M.V. as of 12/31/69	(j) Adjusted basis as of 12/31/69	(k) Excess of col. (i) over col. (j), if any		
a			60,690.	
b				
c				
d				
e				
2 Capital gain net income or (net capital loss)	{ If gain, also enter in Part I, line 7 If (loss), enter -0- in Part I, line 7 }		2	60,690.
3 Net short-term capital gain or (loss) as defined in sections 1222(5) and (6): If gain, also enter in Part I, line 8, column (c) (see instructions). If (loss), enter -0- in Part I, line 8	{ If gain, also enter in Part I, line 7 If (loss), enter -0- in Part I, line 7 }		3	

Part V Qualification Under Section 4940(e) for Reduced Tax on Net Investment Income

(For optional use by domestic private foundations subject to the section 4940(a) tax on net investment income.)

If section 4940(d)(2) applies, leave this part blank.

Was the foundation liable for the section 4942 tax on the distributable amount of any year in the base period? Yes No
 If "Yes," the foundation does not qualify under section 4940(e). Do not complete this part.

1 Enter the appropriate amount in each column for each year; see the instructions before making any entries.

(a) Base period years Calendar year (or tax year beginning in)	(b) Adjusted qualifying distributions	(c) Net value of noncharitable-use assets	(d) Distribution ratio (col (b) divided by col (c))
2013	387,335.	8,079,732.	0.047939
2012	381,982.	7,858,487.	0.048608
2011	403,464.	7,700,538.	0.052394
2010	368,593.	8,036,376.	0.045866
2009	354,073.	7,577,067.	0.046730

2 Total of line 1, column (d)	2	0.241537
3 Average distribution ratio for the 5-year base period - divide the total on line 2 by 5, or by the number of years the foundation has been in existence if less than 5 years	3	0.048307
4 Enter the net value of noncharitable-use assets for 2014 from Part X, line 5	4	7,837,314.
5 Multiply line 4 by line 3	5	378,597.
6 Enter 1% of net investment income (1% of Part I, line 27b)	6	1,444.
7 Add lines 5 and 6	7	380,041.
8 Enter qualifying distributions from Part XII, line 4 If line 8 is equal to or greater than line 7, check the box in Part VI, line 1b, and complete that part using a 1% tax rate. See the Part VI instructions.	8	421,568.

Part VI Excise Tax Based on Investment Income (Section 4940(a), 4940(b), 4940(e), or 4948 - see instructions)

Table with 11 rows and 2 columns. Row 1: Exempt operating foundations... 1,444. Row 2: Tax under section 511... 2. Row 3: Add lines 1 and 2... 1,444. Row 4: Subtitle A (income) tax... NONE. Row 5: Tax based on investment income... 1,444. Row 6: Credits/Payments. Row 7: Total credits and payments... 8,686. Row 8: Enter any penalty... 8. Row 9: Tax due... 9. Row 10: Overpayment... 7,242. Row 11: Enter the amount of line 10 to be Credited to 2015 estimated tax... 1,444. Refunded... 5,798.

Part VII-A Statements Regarding Activities

Table with 10 rows and 3 columns (Yes, No, and an unlabeled column). Row 1a: During the tax year, did the foundation attempt to influence any national, state, or local legislation... X. Row 1b: Did it spend more than \$100 during the year... X. Row 1c: Did the foundation file Form 1120-POL for this year? X. Row 2: Has the foundation engaged in any activities that have not previously been reported to the IRS? X. Row 3: Has the foundation made any changes, not previously reported to the IRS... X. Row 4a: Did the foundation have unrelated business gross income of \$1,000 or more during the year? X. Row 4b: If "Yes," has it filed a tax return on Form 990-T for this year? X. Row 5: Was there a liquidation, termination, dissolution, or substantial contraction during the year? X. Row 6: Are the requirements of section 508(e) (relating to sections 4941 through 4945) satisfied either... X. Row 7: Did the foundation have at least \$5,000 in assets at any time during the year? X. Row 8a: Enter the states to which the foundation reports or with which it is registered (see instructions) OH. Row 8b: If the answer is "Yes" to line 7, has the foundation furnished a copy of Form 990-PF to the Attorney General... X. Row 9: Is the foundation claiming status as a private operating foundation within the meaning of section 4942(j)(3) or 4942(j)(5) for calendar year 2014... X. Row 10: Did any persons become substantial contributors during the tax year? X.

Part VII-A Statements Regarding Activities (continued)

11 At any time during the year, did the foundation, directly or indirectly, own a controlled entity within the meaning of section 512(b)(13)? If "Yes," attach schedule (see instructions). 11 X
12 Did the foundation make a distribution to a donor advised fund over which the foundation or a disqualified person had advisory privileges? If "Yes," attach statement (see instructions) 12 X
13 Did the foundation comply with the public inspection requirements for its annual returns and exemption application? Website address N/A 13 X
14 The books are in care of JPMORGAN CHASE BANK, NA Telephone no. (866) 888-5157 Located at 10 S DEARBORN; MC: IL1-0117, CHICAGO, IL ZIP+4 60603
15 Section 4947(a)(1) nonexempt charitable trusts filing Form 990-PF in lieu of Form 1041 - Check here 15
16 At any time during calendar year 2014, did the foundation have an interest in or a signature or other authority over a bank, securities, or other financial account in a foreign country? 16 Yes No X

Part VII-B Statements Regarding Activities for Which Form 4720 May Be Required

File Form 4720 if any item is checked in the "Yes" column, unless an exception applies.
1a During the year did the foundation (either directly or indirectly)
(1) Engage in the sale or exchange, or leasing of property with a disqualified person? Yes X No
(2) Borrow money from, lend money to, or otherwise extend credit to (or accept it from) a disqualified person? Yes X No
(3) Furnish goods, services, or facilities to (or accept them from) a disqualified person? Yes X No
(4) Pay compensation to, or pay or reimburse the expenses of, a disqualified person? X Yes No
(5) Transfer any income or assets to a disqualified person (or make any of either available for the benefit or use of a disqualified person)? Yes X No
(6) Agree to pay money or property to a government official? (Exception. Check "No" if the foundation agreed to make a grant to or to employ the official for a period after termination of government service, if terminating within 90 days.) Yes X No
b If any answer is "Yes" to 1a(1)-(6), did any of the acts fail to qualify under the exceptions described in Regulations section 53.4941(d)-3 or in a current notice regarding disaster assistance (see instructions)? 1b X
Organizations relying on a current notice regarding disaster assistance check here
c Did the foundation engage in a prior year in any of the acts described in 1a, other than excepted acts, that were not corrected before the first day of the tax year beginning in 2014? 1c X
2 Taxes on failure to distribute income (section 4942) (does not apply for years the foundation was a private operating foundation defined in section 4942(j)(3) or 4942(j)(5))
a At the end of tax year 2014, did the foundation have any undistributed income (lines 6d and 6e, Part XIII) for tax year(s) beginning before 2014? Yes X No
If "Yes," list the years
b Are there any years listed in 2a for which the foundation is not applying the provisions of section 4942(a)(2) (relating to incorrect valuation of assets) to the year's undistributed income? (If applying section 4942(a)(2) to all years listed, answer "No" and attach statement - see instructions.) 2b X
c If the provisions of section 4942(a)(2) are being applied to any of the years listed in 2a, list the years here
3a Did the foundation hold more than a 2% direct or indirect interest in any business enterprise at any time during the year? Yes X No
b If "Yes," did it have excess business holdings in 2014 as a result of (1) any purchase by the foundation or disqualified persons after May 26, 1969; (2) the lapse of the 5-year period (or longer period approved by the Commissioner under section 4943(c)(7)) to dispose of holdings acquired by gift or bequest, or (3) the lapse of the 10-, 15-, or 20-year first phase holding period? (Use Schedule C, Form 4720, to determine if the foundation had excess business holdings in 2014.) 3b
4a Did the foundation invest during the year any amount in a manner that would jeopardize its charitable purposes? 4a X
b Did the foundation make any investment in a prior year (but after December 31, 1969) that could jeopardize its charitable purpose that had not been removed from jeopardy before the first day of the tax year beginning in 2014? 4b X

Part VII-B Statements Regarding Activities for Which Form 4720 May Be Required (continued)

- 5a During the year did the foundation pay or incur any amount to:
- (1) Carry on propaganda, or otherwise attempt to influence legislation (section 4945(e))? Yes No
 - (2) Influence the outcome of any specific public election (see section 4955); or to carry on, directly or indirectly, any voter registration drive? Yes No
 - (3) Provide a grant to an individual for travel, study, or other similar purposes? Yes No
 - (4) Provide a grant to an organization other than a charitable, etc., organization described in section 4945(d)(4)(A)? (see instructions). Yes No
 - (5) Provide for any purpose other than religious, charitable, scientific, literary, or educational purposes, or for the prevention of cruelty to children or animals? Yes No
- b If any answer is "Yes" to 5a(1)-(5), did any of the transactions fail to qualify under the exceptions described in Regulations section 53.4945 or in a current notice regarding disaster assistance (see instructions)? Yes No
 Organizations relying on a current notice regarding disaster assistance check here
- c If the answer is "Yes" to question 5a(4), does the foundation claim exemption from the tax because it maintained expenditure responsibility for the grant? Yes No
 If "Yes," attach the statement required by Regulations section 53.4945-5(d).
- 6a Did the foundation, during the year, receive any funds, directly or indirectly, to pay premiums on a personal benefit contract? Yes No
- b Did the foundation, during the year, pay premiums, directly or indirectly, on a personal benefit contract? Yes No
 If "Yes" to 6b, file Form 8870
- 7a At any time during the tax year, was the foundation a party to a prohibited tax shelter transaction? Yes No
- b If "Yes," did the foundation receive any proceeds or have any net income attributable to the transaction? Yes No

5b		
6b		X
7b		

Part VIII Information About Officers, Directors, Trustees, Foundation Managers, Highly Paid Employees, and Contractors

1 List all officers, directors, trustees, foundation managers and their compensation (see instructions).

(a) Name and address	(b) Title, and average hours per week devoted to position	(c) Compensation (if not paid, enter -0-)	(d) Contributions to employee benefit plans and deferred compensation	(e) Expense account, other allowances
HOWARD W CABLE JR 1300 EAST 9TH ST, CLEVELAND, OH 44114	TRUSTEE 2	55,921.	-0-	-0-
A RUSSELL SMITH 1300 EAST 9TH ST, CLEVELAND, OH 44114	BOARD MEMBER 2	10,000.	-0-	-0-
GAY W CABLE 1300 EAST 9TH ST, CLEVELAND, OH 44114	BOARD MEMBER 2	10,000.	-0-	-0-

2 Compensation of five highest-paid employees (other than those included on line 1 - see instructions). If none, enter "NONE."

(a) Name and address of each employee paid more than \$50,000	(b) Title, and average hours per week devoted to position	(c) Compensation	(d) Contributions to employee benefit plans and deferred compensation	(e) Expense account, other allowances
NONE		NONE	NONE	NONE

Total number of other employees paid over \$50,000 NONE

Part VIII Information About Officers, Directors, Trustees, Foundation Managers, Highly Paid Employees, and Contractors (continued)

3 Five highest-paid independent contractors for professional services (see instructions). If none, enter "NONE."

(a) Name and address of each person paid more than \$50,000	(b) Type of service	(c) Compensation
NONE		NONE

Total number of others receiving over \$50,000 for professional services ▶		NONE

Part IX-A Summary of Direct Charitable Activities

List the foundation's four largest direct charitable activities during the tax year. Include relevant statistical information such as the number of organizations and other beneficiaries served, conferences convened, research papers produced, etc	Expenses
1 NONE	
2	
3	
4	

Part IX-B Summary of Program-Related Investments (see instructions)

Describe the two largest program-related investments made by the foundation during the tax year on lines 1 and 2.	Amount	
1 NONE		
2		
All other program-related investments. See instructions		
3 NONE		
Total. Add lines 1 through 3 ▶		

Part X Minimum Investment Return (All domestic foundations must complete this part. Foreign foundations, see instructions.)

1	Fair market value of assets not used (or held for use) directly in carrying out charitable, etc., purposes:		
a	Average monthly fair market value of securities	1a	7,605,880.
b	Average of monthly cash balances	1b	350,784.
c	Fair market value of all other assets (see instructions).	1c	NONE
d	Total (add lines 1a, b, and c)	1d	7,956,664.
e	Reduction claimed for blockage or other factors reported on lines 1a and 1c (attach detailed explanation)	1e	
2	Acquisition indebtedness applicable to line 1 assets	2	NONE
3	Subtract line 2 from line 1d	3	7,956,664.
4	Cash deemed held for charitable activities. Enter 1 1/2% of line 3 (for greater amount, see instructions).	4	119,350.
5	Net value of noncharitable-use assets. Subtract line 4 from line 3. Enter here and on Part V, line 4	5	7,837,314.
6	Minimum investment return. Enter 5% of line 5	6	391,866.

Part XI Distributable Amount (see instructions) (Section 4942(j)(3) and (j)(5) private operating foundations and certain foreign organizations check here and do not complete this part.)

1	Minimum investment return from Part X, line 6	1	391,866.
2a	Tax on investment income for 2014 from Part VI, line 5	2a	1,444.
b	Income tax for 2014. (This does not include the tax from Part VI.)	2b	
c	Add lines 2a and 2b	2c	1,444.
3	Distributable amount before adjustments. Subtract line 2c from line 1	3	390,422.
4	Recoveries of amounts treated as qualifying distributions	4	NONE
5	Add lines 3 and 4	5	390,422.
6	Deduction from distributable amount (see instructions).	6	NONE
7	Distributable amount as adjusted. Subtract line 6 from line 5. Enter here and on Part XIII, line 1	7	390,422.

Part XII Qualifying Distributions (see instructions)

1	Amounts paid (including administrative expenses) to accomplish charitable, etc., purposes:		
a	Expenses, contributions, gifts, etc. - total from Part I, column (d), line 26	1a	421,568.
b	Program-related investments - total from Part IX-B	1b	
2	Amounts paid to acquire assets used (or held for use) directly in carrying out charitable, etc., purposes	2	NONE
3	Amounts set aside for specific charitable projects that satisfy the:		
a	Suitability test (prior IRS approval required)	3a	NONE
b	Cash distribution test (attach the required schedule)	3b	NONE
4	Qualifying distributions. Add lines 1a through 3b. Enter here and on Part V, line 8, and Part XIII, line 4	4	421,568.
5	Foundations that qualify under section 4940(e) for the reduced rate of tax on net investment income. Enter 1% of Part I, line 27b (see instructions)	5	1,444.
6	Adjusted qualifying distributions. Subtract line 5 from line 4	6	420,124.

Note. The amount on line 6 will be used in Part V, column (b), in subsequent years when calculating whether the foundation qualifies for the section 4940(e) reduction of tax in those years.

Part XIII Undistributed Income (see instructions)

	(a) Corpus	(b) Years prior to 2013	(c) 2013	(d) 2014
1 Distributable amount for 2014 from Part XI, line 7				390,422.
2 Undistributed income, if any, as of the end of 2014				
a Enter amount for 2013 only			370,003.	
b Total for prior years 20 <u>12</u> , 20 <u> </u> , 20 <u> </u>		NONE		
3 Excess distributions carryover, if any, to 2014:				
a From 2009	NONE			
b From 2010	NONE			
c From 2011	NONE			
d From 2012	NONE			
e From 2013	NONE			
f Total of lines 3a through e	NONE			
4 Qualifying distributions for 2014 from Part XII, line 4 ▶ \$ <u>421,568.</u>				
a Applied to 2013, but not more than line 2a			370,003.	
b Applied to undistributed income of prior years (Election required - see instructions)		NONE		
c Treated as distributions out of corpus (Election required - see instructions)	NONE			
d Applied to 2014 distributable amount				51,565.
e Remaining amount distributed out of corpus	NONE			
5 Excess distributions carryover applied to 2014 . (If an amount appears in column (d), the same amount must be shown in column (a))	NONE			NONE
6 Enter the net total of each column as indicated below:				
a Corpus. Add lines 3f, 4c, and 4e. Subtract line 5	NONE			
b Prior years' undistributed income. Subtract line 4b from line 2b		NONE		
c Enter the amount of prior years' undistributed income for which a notice of deficiency has been issued, or on which the section 4942(a) tax has been previously assessed		NONE		
d Subtract line 6c from line 6b. Taxable amount - see instructions		NONE		
e Undistributed income for 2013. Subtract line 4a from line 2a. Taxable amount - see instructions				
f Undistributed income for 2014 Subtract lines 4d and 5 from line 1. This amount must be distributed in 2015				338,857.
7 Amounts treated as distributions out of corpus to satisfy requirements imposed by section 170(b)(1)(F) or 4942(g)(3) (Election may be required - see instructions)	NONE			
8 Excess distributions carryover from 2009 not applied on line 5 or line 7 (see instructions)	NONE			
9 Excess distributions carryover to 2015. Subtract lines 7 and 8 from line 6a	NONE			
10 Analysis of line 9.				
a Excess from 2010	NONE			
b Excess from 2011	NONE			
c Excess from 2012	NONE			
d Excess from 2013	NONE			
e Excess from 2014	NONE			

Part XIV Private Operating Foundations (see instructions and Part VII-A, question 9) NOT APPLICABLE

1a If the foundation has received a ruling or determination letter that it is a private operating foundation, and the ruling is effective for 2014, enter the date of the ruling

b Check box to indicate whether the foundation is a private operating foundation described in section 4942(j)(3) or 4942(j)(5)

	Tax year	Prior 3 years			(e) Total
	(a) 2014	(b) 2013	(c) 2012	(d) 2011	
2a Enter the lesser of the adjusted net income from Part I or the minimum investment return from Part X for each year listed					
b 85% of line 2a					
c Qualifying distributions from Part XII, line 4 for each year listed					
d Amounts included in line 2c not used directly for active conduct of exempt activities					
e Qualifying distributions made directly for active conduct of exempt activities Subtract line 2d from line 2c					
3 Complete 3a, b, or c for the alternative test relied upon					
a "Assets" alternative test - enter					
(1) Value of all assets					
(2) Value of assets qualifying under section 4942(j)(3)(B)(i).					
b "Endowment" alternative test - enter 2/3 of minimum investment return shown in Part X, line 6 for each year listed					
c "Support" alternative test - enter					
(1) Total support other than gross investment income (interest, dividends, rents, payments on securities loans (section 512(a)(5)), or royalties).					
(2) Support from general public and 5 or more exempt organizations as provided in section 4942(j)(3)(B)(iii)					
(3) Largest amount of support from an exempt organization.					
(4) Gross investment income					

Part XV Supplementary Information (Complete this part only if the foundation had \$5,000 or more in assets at any time during the year - see instructions.)

1 Information Regarding Foundation Managers:

a List any managers of the foundation who have contributed more than 2% of the total contributions received by the foundation before the close of any tax year (but only if they have contributed more than \$5,000). (See section 507(d)(2).)

N/A

b List any managers of the foundation who own 10% or more of the stock of a corporation (or an equally large portion of the ownership of a partnership or other entity) of which the foundation has a 10% or greater interest.

N/A

2 Information Regarding Contribution, Grant, Gift, Loan, Scholarship, etc., Programs:

Check here if the foundation only makes contributions to preselected charitable organizations and does not accept unsolicited requests for funds. If the foundation makes gifts, grants, etc. (see instructions) to individuals or organizations under other conditions, complete items 2a, b, c, and d.

a The name, address, and telephone number or e-mail address of the person to whom applications should be addressed:

SEE STATEMENT 5

b The form in which applications should be submitted and information and materials they should include:

SEE ATTACHED STATEMENT FOR LINE 2

c Any submission deadlines:

SEE ATTACHED STATEMENT FOR LINE 2

d Any restrictions or limitations on awards, such as by geographical areas, charitable fields, kinds of institutions, or other factors:

SEE ATTACHED STATEMENT FOR LINE 2

Part XV Supplementary Information (continued)

3 Grants and Contributions Paid During the Year or Approved for Future Payment

Recipient Name and address (home or business)	If recipient is an individual, show any relationship to any foundation manager or substantial contributor	Foundation status of recipient	Purpose of grant or contribution	Amount
<p>a <i>Paid during the year</i></p> <p>SEE STATEMENT 12</p>				<p>391,000.</p>
<p>Total ▶ 3a</p>				<p>391,000.</p>
<p>b <i>Approved for future payment</i></p>				
<p>Total ▶ 3b</p>				

FORM 990PF, PART I - OTHER INCOME
=====

DESCRIPTION -----	REVENUE AND EXPENSES PER BOOKS -----	NET INVESTMENT INCOME -----
OTHER INCOME	41.	41.
DEFERRED REVENUE	-8.	
OTHER TAXABLE OID INCOME	4,787.	4,787.
	-----	-----
TOTALS	4,820.	4,828.
	=====	=====

FORM 990PF, PART I - OTHER PROFESSIONAL FEES
=====

DESCRIPTION -----	REVENUE AND EXPENSES PER BOOKS -----	NET INVESTMENT INCOME -----
INVESTMENT MGMT FEES-SUBJECT T	80,834.	80,834.
TOTALS	80,834.	80,834.
	=====	=====

FORM 990PF, PART I - TAXES
=====

DESCRIPTION	REVENUE AND EXPENSES PER BOOKS	NET INVESTMENT INCOME
FOREIGN TAXES	44.	44.
FEDERAL TAX PAYMENT - PRIOR YE	6,300.	
FEDERAL ESTIMATES - INCOME	2,300.	
FOREIGN TAXES ON QUALIFIED FOR	2,010.	2,010.
FOREIGN TAXES ON NONQUALIFIED	183.	183.
TOTALS	10,837.	2,237.

LUCY & EMILY BEASLEY CHARITABLE TRUST

34-1350747

FORM 990PF, PART I - OTHER EXPENSES

=====

DESCRIPTION -----	REVENUE AND EXPENSES PER BOOKS -----	CHARITABLE PURPOSES -----
ATTORNEY GENERAL FEE	200.	200.
TOTALS	----- 200. =====	----- 200. =====

LUCY & EMILY BEASLEY CHARITABLE TRUST
FORM 990PF, PART XV - LINES 2a - 2d
=====

34-1350747

RECIPIENT NAME:

JPMORGAN CHASE BANK, NA

ADDRESS:

1300 EAST 9TH STREET

CLEVELAND, OH 44114

RECIPIENT'S PHONE NUMBER: 216-781-2204

FORM, INFORMATION AND MATERIALS:

BY LETTER - DESCRIPTION OF ORGANIZATION AND NEED

SUBMISSION DEADLINES:

NO DEADLINE - ANYTIME DURING THE YEAR

RESTRICTIONS OR LIMITATIONS ON AWARDS:

NO RESTRICTIONS OF ANY KIND

STATEMENT 5

=====

RECIPIENT NAME:
ACCESS
ADDRESS:
PO BOX 1007
AKRON, OH 44309
RELATIONSHIP:
NONE
PURPOSE OF GRANT:
GENERAL
FOUNDATION STATUS OF RECIPIENT:
PC
AMOUNT OF GRANT PAID 40,000.

RECIPIENT NAME:
HAVEN OF REST
ADDRESS:
AKRON, OH
RELATIONSHIP:
NONE
PURPOSE OF GRANT:
GENERAL
FOUNDATION STATUS OF RECIPIENT:
PC
AMOUNT OF GRANT PAID 15,000.

RECIPIENT NAME:
BELMONT UNIVERSITY
ADDRESS:
190 BELMONT BLVD.
NASHVILLE, TN 37212
RELATIONSHIP:
NONE
PURPOSE OF GRANT:
GENERAL
FOUNDATION STATUS OF RECIPIENT:
PC
AMOUNT OF GRANT PAID 3,000.

RECIPIENT NAME:
HUMANE SOCIETY OF GREATER AKRON
ADDRESS:
4904 QUICK ROAD
PENINSULA, OH 44264
RELATIONSHIP:
NONE
PURPOSE OF GRANT:
GENERAL
FOUNDATION STATUS OF RECIPIENT:
PC
AMOUNT OF GRANT PAID 3,000.

RECIPIENT NAME:
BATTERED WOMEN'S SHELTER
ADDRESS:
759 W. MARKET STREET
AKRON, OH 44303
RELATIONSHIP:
NONE
PURPOSE OF GRANT:
GENERAL
FOUNDATION STATUS OF RECIPIENT:
PC
AMOUNT OF GRANT PAID 20,000.

RECIPIENT NAME:
H M LIFE OPPORTUNITY SERVICES
ADDRESS:
PO BOX 8174
AKRON, OH 44320
RELATIONSHIP:
NONE
PURPOSE OF GRANT:
GENERAL
FOUNDATION STATUS OF RECIPIENT:
PC
AMOUNT OF GRANT PAID 40,000.

RECIPIENT NAME:
ARDMORE FOUNDATION INC.
ADDRESS:
981 E. MARKET STREET
AKRON, OH 44305
RELATIONSHIP:
NONE
PURPOSE OF GRANT:
GENERAL
FOUNDATION STATUS OF RECIPIENT:
PC
AMOUNT OF GRANT PAID 5,000.

RECIPIENT NAME:
BOYS AND GIRLS CLUBS OF THE WESTERN
RESERVE INC.
ADDRESS:
889 JONATHAN AVE.
AKRON, OH 44306
RELATIONSHIP:
NONE
PURPOSE OF GRANT:
GENERAL
FOUNDATION STATUS OF RECIPIENT:
PC
AMOUNT OF GRANT PAID 40,000.

RECIPIENT NAME:
CUMBERLAND COLLEGE
ADDRESS:
816 WALNUT STREET
WILLIAMSBURG, KY 40769
RELATIONSHIP:
NONE
PURPOSE OF GRANT:
GENERAL
FOUNDATION STATUS OF RECIPIENT:
PC
AMOUNT OF GRANT PAID 50,000.

RECIPIENT NAME:
GENNESARET
ADDRESS:
PO BOX 4933
AKRON, OH 44310
RELATIONSHIP:
NONE
PURPOSE OF GRANT:
GENERAL
FOUNDATION STATUS OF RECIPIENT:
PC
AMOUNT OF GRANT PAID 25,000.

RECIPIENT NAME:
PROJECT LEARN OF SUMMIT COUNTY
ADDRESS:
1040 E. TALLMADGE AVE.
AKRON, OH 44310
RELATIONSHIP:
NONE
PURPOSE OF GRANT:
GENERAL
FOUNDATION STATUS OF RECIPIENT:
PC
AMOUNT OF GRANT PAID 1,000.

RECIPIENT NAME:
SALVATION ARMY
ADDRESS:
190 S. MAPLE STREET
AKRON, OH 44302
RELATIONSHIP:
NONE
PURPOSE OF GRANT:
GENERAL
FOUNDATION STATUS OF RECIPIENT:
PC
AMOUNT OF GRANT PAID 50,000.

RECIPIENT NAME:
WEBB SCHOOL
ADDRESS:
PO BOX 488
BELLE BUCKLE, TN 37020
RELATIONSHIP:
NONE
PURPOSE OF GRANT:
GENERAL
FOUNDATION STATUS OF RECIPIENT:
PC
AMOUNT OF GRANT PAID 1,000.

RECIPIENT NAME:
AKRON BOARD OF EDUCATION
ADDRESS:
70 NORTH BROADWAY
AKRON, OH 44308
RELATIONSHIP:
NONE
PURPOSE OF GRANT:
GENERAL
FOUNDATION STATUS OF RECIPIENT:
PC
AMOUNT OF GRANT PAID 1,000.

RECIPIENT NAME:
AKRON-SUMMIT COUNTY PUBLIC LIBRARY
ADDRESS:
60 S HIGH ST
AKRON, OH 44326
RELATIONSHIP:
NONE
PURPOSE OF GRANT:
GENERAL
FOUNDATION STATUS OF RECIPIENT:
PC
AMOUNT OF GRANT PAID 1,000.

RECIPIENT NAME:
VALLEY VIEW BAPTIST CHURCH
ADDRESS:
2442 EASTLAND AVE.
NASHVILLE, TN 37206
RELATIONSHIP:
NONE
PURPOSE OF GRANT:
GENERAL
FOUNDATION STATUS OF RECIPIENT:
PC
AMOUNT OF GRANT PAID 1,000.

RECIPIENT NAME:
AKRON ROTARY FOUNDATION
ADDRESS:
4460 REX LAKE DRIVE
AKRON, OH 44319
RELATIONSHIP:
NONE
PURPOSE OF GRANT:
GENERAL
FOUNDATION STATUS OF RECIPIENT:
PC
AMOUNT OF GRANT PAID 40,000.

RECIPIENT NAME:
AKRON ZOO
ADDRESS:
500 EDGEWOOD AVE
AKRON, OH 44307
RELATIONSHIP:
NONE
PURPOSE OF GRANT:
GENERAL
FOUNDATION STATUS OF RECIPIENT:
PC
AMOUNT OF GRANT PAID 9,000.

RECIPIENT NAME:
SUMMIT COUNTY COMMUNITY DRUG BOARD
ADDRESS:
725 E MARKET ST
AKRON, OH 44305
RELATIONSHIP:
NONE
PURPOSE OF GRANT:
GENERAL
FOUNDATION STATUS OF RECIPIENT:
PC
AMOUNT OF GRANT PAID 1,000.

RECIPIENT NAME:
OPEN M
ADDRESS:
AKRON, OH
RELATIONSHIP:
NONE
PURPOSE OF GRANT:
GENERAL
FOUNDATION STATUS OF RECIPIENT:
PC
AMOUNT OF GRANT PAID 35,000.

RECIPIENT NAME:
BROKEN CHAINS MINISTRY
ADDRESS:
AKRON, OH
RELATIONSHIP:
NONE
PURPOSE OF GRANT:
GENERAL
FOUNDATION STATUS OF RECIPIENT:
PC
AMOUNT OF GRANT PAID 10,000.

TOTAL GRANTS PAID: 391,000.
=====



JPMorgan Chase Bank, N.A.
 270 Park Avenue, New York, NY 10017-2014

LUCY & EMILY BEASLEY CHARITABLE TR ACCT. X15913589
 For the Period 9/1/15 to 9/30/15

Investment Management Account

J.P. Morgan Team	
Jonathan Stroup	Banker 216/781-2387
Daniel Moore	Investment Specialist 216/781-2366
Justn Devine	Client Service Team 877/576-2305
Online access www.jpmorganonline.com	

Client News

Please review the information about potential conflicts of interest at the end of your statement. If you plan to make gifts of securities this year, please notify your Client Service Representative before December 1, 2015. This will allow us to process your request before year-end and meet the deadline for tax filing purposes

Table of Contents	Page
Account Summary	2
Holdings	
Equity	4
Alternative Assets	16
Cash & Fixed Income	18
Portfolio Activity	44

Please see disclosures located at the end of this statement package for important information relating to each J P Morgan account(s)

Accounts included on this Statement:
 V15913003, V15913300

J.P.Morgan

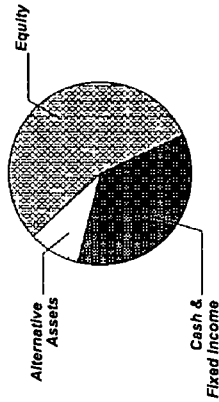


LUCY & EMILY BEASLEY CHARITABLE TR ACCT. X15913589
For the Period 9/1/15 to 9/30/15

Account Summary

Asset Allocation	Beginning Market Value	Ending Market Value	Change In Value	Estimated Annual Income	Current Allocation
Equity	4,090,982.86	3,981,867.46	(109,115.40)	81,885.43	55%
Alternative Assets	692,629.99	680,342.05	(12,287.94)	11,091.46	9%
Cash & Fixed Income	2,958,360.51	2,550,211.27	(408,149.24)	93,188.48	36%
Market Value	\$7,741,973.36	\$7,212,420.78	(\$529,552.58)	\$186,165.37	100%
Accruals	19,253.13	23,177.78	3,924.65		
Market Value with Accruals	\$7,761,226.49	\$7,235,598.56	(\$525,627.93)		

Asset Allocation



Portfolio Activity	Current Period Value	Year-to-Date Value
Beginning Market Value	7,741,973.36	7,930,733.03
Contributions	200,000.00	500,000.00
Withdrawals & Fees	(575,937.62)	(1,056,599.15)
Securities Transferred Out		(11,452.67)
Net Contributions/Withdrawals	(\$375,937.62)	(\$568,051.82)
Income & Distributions	11,761.02	209,646.15
Change In Investment Value	(165,375.98)	(359,906.58)
Ending Market Value	\$7,212,420.78	\$7,212,420.78
Accruals	23,177.78	23,177.78
Market Value with Accruals	\$7,235,598.56	\$7,235,598.56



LUCY & EMILY BEASLEY CHARITABLE TR ACCT. X15913589
For the Period 9/1/15 to 9/30/15

Account Summary CONTINUED

Tax Summary	Current Period Value	Year-to-Date Value
Domestic Dividends/Distributions	2,838.56	100,383.61
Foreign Dividends	218.94	1,672.98
Interest Income	8,282.48	105,693.54
Ordinary Income	366.13	1,577.77
Original Issue Discount	178.28	9,217.42
Acquisition Premium	(53.86)	(7,711.42)
Accrued Interest Current Year		(747.18)
Accrued Interest Subsequent Year	(69.51)	(482.03)
Taxable Income	\$11,761.02	\$209,604.69

Cash Receipts	41.46
Other Income & Receipts	\$41.46

Cost Summary	Cost
Equity	3,717,711.57
Cash & Fixed Income	2,519,998.17
Total	\$6,237,709.74

	Current Period Value	Year-to-Date Value
LT Capital Gain Distributions		23,238.76
ST Realized Gain/Loss	(3,966.30)	(86,553.06)
LT Realized Gain/Loss	1,874.47	129,666.77
Realized Gain/Loss	(\$2,091.83)	\$66,352.47

Unrealized Gain/Loss	To-Date Value
	\$258,532.22

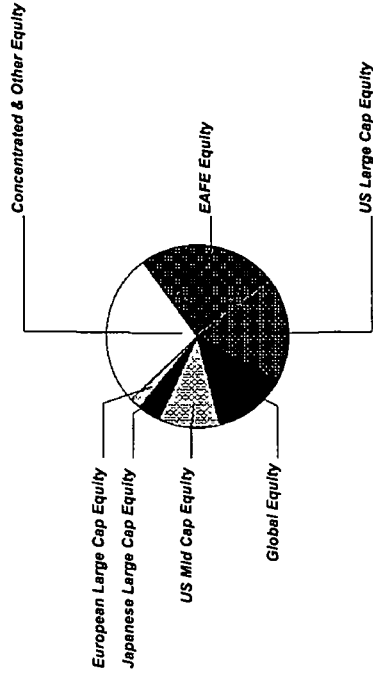


LUCY & EMILY BEASLEY CHARITABLE TR ACCT. X15913589
For the Period 9/1/15 to 9/30/15

Equity Summary

Asset Categories	Beginning Market Value	Ending Market Value	Change In Value	Current Allocation
US Large Cap Equity	728,216 28	753,489.16	25,272 88	10%
US Mid Cap Equity	437,063 96	418,906 92	(18,157 04)	6%
EAFE Equity	1,076,759 38	1,028,921 63	(47,837 75)	14%
European Large Cap Equity	73,790.96	70,425 76	(3,365.20)	1%
Japanese Large Cap Equity	146,544 01	136,577 54	(9,966 47)	2%
Global Equity	524,019 32	506,141 70	(17,877 62)	7%
Concentrated & Other Equity	1,104,588 95	1,067,404 75	(37,184 20)	15%
Total Value	\$4,090,982.86	\$3,981,867.46	(\$109,115.40)	55%

Asset Categories



Equity as a percentage of your portfolio - 55 %

Market Value/Cost	Current Period Value
Market Value	3,981,867.46
Tax Cost	3,717,711 57
Unrealized Gain/Loss	267,601 00
Estimated Annual Income	81,885 43
Accrued Dividends	6,257 28
Yield	2.05 %



LUCY & EMILY BEASLEY CHARITABLE TR ACCT. X15913589
For the Period 9/1/15 to 9/30/15

Note. P indicates position adjusted for Pending Trade Activity

** Unrealized Gain/Loss is shown as "N/A" in cases where we do not have appropriate cost information for all tax lots comprising the position. Please contact your J.P. Morgan team for additional information

Equity Detail

	Price	Quantity	Value	Adjusted Tax Cost Original Cost	Unrealized Gain/Loss	Est Annual Inc Accrued Div	Yield
US Large Cap Equity							
SPDR S&P 500 ETF TRUST 78462F-10-3 SPY	191.63	3,932,000	753,489.16	767,837.18	(14,348.02)	16,235.22 4,063.45	2.15%
US Mid Cap Equity							
ISHARES RUSSELL MIDCAP GROWTH INDEX FUND 464287-48-1 IWP	88.61	2,604,000	230,740.44	144,628.50	86,111.94	2,434.74 505.25	1.06%
ISHARES RUSSELL MIDCAP INDEX FUND 464287-49-9 IWR	155.56	740,000	115,114.40	63,506.06	51,608.34	1,838.90 370.34	1.60%
JPM MID CAP EQ FD - SEL FUND 689 4812A1-26-6 VSNG X	43.35	1,685,169	73,052.08	57,447.22	15,604.86	173.57	0.24%
Total US Mid Cap Equity			\$418,906.92	\$265,581.78	\$153,325.14	\$4,447.21 \$875.59	1.07%
EAFE Equity							
ARTISAN INTL VALUE FUND - ADV 04314H-66-7 APDK X	32.66	4,809,299	157,071.71	131,847.00	25,224.71		

J.P. Morgan



LUCY & EMILY BEASLEY CHARITABLE TR ACCT. X15913589
For the Period 9/1/15 to 9/30/15

	Price	Quantity	Value	Adjusted Tax Cost Original Cost	Unrealized Gain/Loss	Est Annual Inc Accrued Div	Yield
EAFE Equity							
DEUTSCHE XTRAC MSCI EAFE HEDGE FD 233051-20-0 DBEF	26.08	3,338 000	87,055.04	98,516.60	(11,461 56)	5,944.97	6 83 %
GS EAFE REN MAT 02/18/16 2X LEV, 10.57% CAP, 21 14% MAX INITIAL LEVEL-01/30/15 SX5E 3351 44 UKX.6749 40 TPX-1415.07 38147Q-SY-3	94 56	160,000 000	151,288 00	160,000 00	(8,712 00)		
ISHARES MSCI EAFE INDEX FUND 464287-46-5 EFA	57 32	2,899 000	166,170 68	188,644 13	(22,473 45)	4,916 70	2 96 %
T ROWE PRICE OVERSEAS STOCK 77956H-75-7 TROS X	8 99	51,984 004	467,336 20	487,263 60	(19,927 40)	14,035 68	3 00 %
Total EAFE Equity			\$1,028,921.63	\$1,066,271.33	(\$37,349.70)	\$24,897.35	2.42%
European Large Cap Equity							
VANGUARD FTSE EUROPE ETF 922042-87-4 VGK	49 18	1,432 000	70,425 76	77,674 04	(7,248 28)	2,450 15 322.20	3 48 %
Japanese Large Cap Equity							
BROWN ADV JAPAN ALPHA OPP-IS 115233-57-9 BAFJ X	11 10	12,304 283	136,577 54	138,726 20	(2,148 66)	6,262 88	4 59 %



LUCY & EMILY BEASLEY CHARITABLE TR ACCT. X15913589
For the Period 9/1/15 to 9/30/15

	Price	Quantity	Value	Adjusted Tax Cost Original Cost	Unrealized Gain/Loss	Est. Annual Inc Accrued Div	Yield
Global Equity							
JPM GBL RES ENH INDEX FD - SEL FUND 3457 46637K-51-3 JEIT X	17.27	29,307,568	506,141.70	505,390.32	751.38	8,000.96	1.58%
Concentrated & Other Equity							
ABBOTT LABORATORIES 002824-10-0 ABT	40.22	198,000	7,963.56	8,847.73	(884.17)	190.08	2.39%
ACCENTURE PLC-CL A G1151C-10-1 ACN	98.26	92,000	9,039.92	7,470.72	1,569.20	202.40	2.24%
ACE LTD NEW H0023R-10-5 ACE	103.40	131,000	13,545.40	9,163.95	4,381.45	351.08 74.60	2.59%
ADOBE SYSTEMS INC 00724F-10-1 ADBE	82.22	115,000	9,455.30	4,428.30	5,027.00		
AETNA INC 00817Y-10-8 AET	109.41	93,000	10,175.13	9,664.64	510.49	93.00	0.91%
ALEXION PHARMACEUTICALS INC 015351-10-9 ALXN	156.39	48,000	7,506.72	7,403.75	102.97		
P ALLERGAN PLC G0177J-10-8 AGN	271.81	74,000	20,113.94	19,762.69	351.25		
ALLIANCE DATA SYSTEMS CORP 018581-10-8 ADS	258.98	19,000	4,920.62	3,354.53	1,566.09		
AMAZON COM INC 023135-10-6 AMZN	511.89	34,000	17,404.26	12,985.28	4,418.98		
ANADARKO PETROLEUM CORP 032511-10-7 APC	60.39	156,000	9,420.84	12,330.15	(2,909.31)	168.48	1.79%



LUCY & EMILY BEASLEY CHARITABLE TR ACCT. X15913589
For the Period 9/1/15 to 9/30/15

	Price	Quantity	Value	Adjusted Tax Cost Original Cost	Unrealized Gain/Loss	Est Annual Inc Accrued Div	Yield
Concentrated & Other Equity							
APPLE INC. 037833-10-0 AAPL	110.30	412,000	45,443.60	19,335.66	26,107.94	856.96	1.89%
AT&T INC 00206R-10-2 T	32.58	323,000	10,523.34	11,137.78	(614.44)	607.24	5.77%
AVAGO TECHNOLOGIES LTD Y0486S-10-4 AVGO	125.01	211,000	26,377.11	7,890.47	18,486.64	354.48	1.34%
BANK OF AMERICA CORP 060505-10-4 BAC	15.58	1,335,000	20,799.30	14,440.84	6,358.46	267.00	1.28%
BIOMARIN PHARMACEUTICAL INC 09062X-10-3 BIIB	291.81	29,000	8,462.49	4,015.27	4,447.22		
BIOMARIN PHARMACEUTICAL INC 09061G-10-1 BMRN	105.32			0.00			
BLACKROCK INC 09247X-10-1 BLK	297.47	21,000	6,246.87	7,014.47	(767.60)	183.12	2.93%
BRISTOL MYERS SQUIBB CO 110122-10-8 BMY	59.20	212,000	12,550.40	9,113.67	3,436.73	313.76	2.50%
BROADCOM CORP CL A 111320-10-7 BRCM	51.43	155,000	7,971.65	5,887.58	2,084.07	86.80	1.09%
CARNIVAL CORPORATION 143658-30-0 CCL	49.70	157,000	7,802.90	8,194.00	(391.10)	188.40	2.41%
CBS CORP CLASS B W/I 124857-20-2 CBS	39.90	159,000	6,344.10	9,267.04	(2,922.94)	95.40	1.50%
CELGENE CORPORATION 151020-10-4 CELG	108.17	126,000	13,629.42	8,101.53	5,527.89	23.85	



LUCY & EMILY BEASLEY CHARITABLE TR ACCT. X15913589
For the Period 9/1/15 to 9/30/15

	Price	Quantity	Value	Adjusted Tax Cost Original Cost	Unrealized Gain/Loss	Est. Annual Inc Accrued Div	Yield
Concentrated & Other Equity							
P CHARTER COMMUNICATIONS INC 16117M-30-5 CHTR	175.85			0.00			
CHEVRON CORP 166764-10-0 CVX	78.88	145 000	11,437.60	12,294.47	(856.87)	620.60	5.43%
CITIGROUP INC NEW 172967-42-4 C	49.61	323 000	16,024.03	14,693.61	1,330.42	64.60	0.40%
COCA-COLA CO 191216-10-0 KO	40.12	229 000	9,187.48	10,068.70	(881.22)	302.28	3.29%
COLGATE PALMOLIVE CO 194162-10-3 CL	63.46	72 000	4,569.12	4,457.85	111.27	109.44	2.40%
COLUMBIA PIPELINE GROUP -W/I 198280-10-9 CPGX	18.29	384 000	7,023.36	10,468.47 **	N/A	192.00	2.73%
COMCAST CORP CL A 20030N-10-1 CMCS A	56.88	153 000	8,702.64	5,006.74	3,695.90	153.00	1.76%
COSTCO WHOLESALE CORP 22160K-10-5 COST	144.57	56 000	8,095.92	7,234.71	861.21	89.60	1.11%
CROWN HOLDINGS INC 228368-10-6 CCK	45.75	137 000	6,267.75	7,026.52	(758.77)		
CVS HEALTH CORPORATION 126650-10-0 CVS	96.48	81 000	7,814.88	5,457.76	2,357.12	113.40	1.45%
P DISCOVER FINANCIAL SERVICES 254709-10-8 DFS	51.99	169 000	8,786.31	9,238.00	(451.69)	189.28	2.15%
DISH NETWORK CORP CL A 25470M-10-9 DISH	58.34	135 000	7,875.90	5,097.58	2,778.32		



LUCY & EMILY BEASLEY CHARITABLE TR ACCT. X15913589
For the Period 9/1/15 to 9/30/15

	Price	Quantity	Value	Adjusted Tax Cost Original Cost	Unrealized Gain/Loss	Est. Annual Inc. Accrued Div.	Yield
Concentrated & Other Equity							
DOW CHEMICAL CO 260543-10-3 DOW	42.40	179,000	7,589.60	9,519.40	(1,929.80)	300.72 75.18	3.96%
E I DU PONT DE NEMOURS & CO 263534-10-9 DD	48.20	108,000	5,205.60	6,889.61	(1,684.01)	164.16	3.15%
ELI LILLY & CO 532457-10-8 LLY	83.69	179,000	14,980.51	15,354.79	(374.28)	358.00	2.39%
EQT CORPORATION 26884L-10-9 EQT	64.77	78,000	5,052.06	5,924.33	(872.27)	9.36	0.19%
FACEBOOK INC-A 30303M-10-2 FB	89.90	258,000	23,194.20	19,764.74	3,429.46		
FIDELITY NATIONAL INFORMATION SERVICES 31620M-10-6 FIS	67.08	154,000	10,330.32	9,780.77	549.55	160.16	1.55%
GENERAL MOTORS CO 37045V-10-0 GM	30.02	367,000	11,017.34	11,462.27	(444.93)	528.48	4.80%
GENERAL ELECTRIC CO 369604-10-3 GE	25.22	601,000	15,157.22	14,978.22	179.00	552.92 117.53	3.65%
GILEAD SCIENCES INC 375558-10-3 GILD	98.19	93,000	9,131.67	10,056.24	(924.57)	159.96	1.75%
GOOGLE INC CLASS C 38259P-70-6 GOOG	608.42	43,000	26,162.06	20,423.64	5,738.42		
GOOGLE INC CLASS A 38259P-50-8 GOOG L	638.37	11,000	7,022.07	7,134.14	(112.07)		
HARMAN INTERNATIONAL INDUSTRY INC 413086-10-9 HAR	95.99	90,000	8,639.10	8,789.62	(150.52)	126.00	1.46%



LUCY & EMILY BEASLEY CHARITABLE TR ACCT. X15913589
For the Period 9/1/15 to 9/30/15

	Price	Quantity	Value	Adjusted Tax Cost Original Cost	Unrealized Gain/Loss	Est. Annual Inc Accrued Div	Yield
Concentrated & Other Equity							
HARTFORD FINANCIAL SERVICES GROUP INC 416515-10-4 HIG	45.78	171,000	7,828.38	5,256.27	2,572.11	143.64 35.91	1.83%
HOME DEPOT INC 437076-10-2 HD	115.49	179,000	20,672.71	10,297.56	10,375.15	422.44	2.04%
HONEYWELL INTERNATIONAL INC 438516-10-6 HON	94.69	231,000	21,873.39	14,507.09	7,366.30	478.17	2.19%
HUMANA INC 444859-10-2 HUM	179.00	90,000	16,110.00	11,580.60	4,529.40	104.40 26.10	0.65%
ILLUMINA INC 452327-10-9 ILMN	175.82	34,000	5,977.88	6,754.18	(776.30)		
INVESCO LTD G491BT-10-8 IVZ	31.23	164,000	5,121.72	5,384.80	(263.08)	177.12	3.46%
L-3 COMMUNICATIONS HOLDINGS INC 502424-10-4 LLL	104.52	51,000	5,330.52	6,540.86	(1,210.34)	132.60	2.49%
LAM RESEARCH CORP 512807-10-8 LRCX	65.33	179,000	11,694.07	11,300.80	393.27	214.80	1.84%
LENNOX INTERNATIONAL INC 526107-10-7 LII	113.33	54,000	6,119.82	6,613.48	(493.66)	77.76 19.44	1.27%
LOWES COMPANIES INC 548661-10-7 LOW	68.92	280,000	19,297.60	5,501.32	13,796.28	313.60	1.63%
MARSH & MCLENNAN COMPANIES INC 571748-10-2 MMC	52.22	206,000	10,757.32	9,578.71	1,178.61	255.44	2.37%
MARTIN MARIETTA MATERIALS INC 573284-10-6 MLM	151.95	34,000	5,166.30	5,921.75	(755.45)	54.40	1.05%
MASCO CORP 574599-10-6 MAS	25.18	430,000	10,827.40	6,587.11	4,240.29	163.40	1.51%

P



LUCY & EMILY BEASLEY CHARITABLE TR ACCT. X15913589
For the Period 9/1/15 to 9/30/15

	Price	Quantity	Value	Adjusted Tax Cost Original Cost	Unrealized Gain/Loss	Est Annual Inc Accrued Div	Yield
Concentrated & Other Equity							
MASTERCARD INC - CLASS A 57636Q-10-4 MA	90.12	206,000	18,564.72	8,063.43	10,501.29	131.84	0.71%
MCKESSON CORP 58155Q-10-3 MCK	185.03	77,000	14,247.31	17,707.04	(3,459.73)	86.24 21.56	0.61%
METLIFE INC 59156R-10-8 MET	47.15	226,000	10,655.90	7,458.27	3,197.63	339.00	3.18%
MICROSOFT CORP 594918-10-4 MSFT	44.26	625,000	27,662.50	21,101.33	6,561.17	900.00	3.25%
MOLSON COORS BREWING CO CL B 60871R-20-9 TAP	83.02	98,000	8,135.96	7,211.50	924.46	160.72	1.98%
MONDELEZ INTERNATIONAL-W/I 609207-10-5 MDLZ	41.87	260,000	10,886.20	7,088.77	3,797.43	176.80 44.20	1.62%
MORGAN STANLEY 617446-44-8 MS	31.50	548,000	17,262.00	14,301.72	2,960.28	328.80	1.90%
NEXTERA ENERGY INC 65339F-10-1 NEE	97.55	99,000	9,657.45	8,543.75	1,113.70	304.92	3.16%
NISOURCE INC 65473P-10-5 NI	18.55	250,000	4,637.50	3,240.89	1,396.61	155.00	3.34%
NXP SEMICONDUCTORS NV N6596X-10-9 NXPI	87.07	85,000	7,400.95	9,050.31	(1,649.36)		
OCCIDENTAL PETROLEUM CORP 674599-10-5 OXY	66.15	329,000	21,763.35	28,032.13	(6,268.78)	987.00 246.75	4.54%
ORACLE CORP 68389X-10-5 ORCL	36.12	201,000	7,260.12	5,698.09	1,562.03	120.60	1.66%
PACCAR INC 693718-10-8 PCAR	52.17	180,000	9,390.60	8,223.48	1,167.12	172.80	1.84%



LUCY & EMILY BEASLEY CHARITABLE TR ACCT. X15913589
For the Period 9/1/15 to 9/30/15

	Price	Quantity	Value	Adjusted Tax Cost Original Cost	Unrealized Gain/Loss	Est. Annual Inc. Accrued Div	Yield
Concentrated & Other Equity							
PEPSICO INC 713448-10-8 PEP	94.30	88.000	8,298.40	8,293.31	5.09	247.28	2.98%
PFIZER INC 717081-10-3 PFE	31.41	577.000	18,123.57	20,012.49	(1,888.92)	646.24	3.57%
PHILLIPS 66 718546-10-4 PSX	76.84	97.000	7,453.48	7,670.94	(217.46)	217.28	2.92%
PROCTER & GAMBLE CO 742718-10-9 PG	71.94	162.000	11,654.28	10,641.96	1,012.32	429.62	3.69%
SBA COMMUNICATIONS CORP 78388J-10-6 SBAC	104.74	56.000	5,865.44	6,723.19	(857.75)		
SCHLUMBERGER LTD 806857-10-8 SLB	68.97	153.000	10,552.41	13,011.61	(2,459.20)	306.00 76.50	2.90%
SCHWAB CHARLES CORP 808513-10-5 SCHW	28.56	218.000	6,226.08	6,592.39	(366.31)	52.32	0.84%
STATE STREET CORP 857477-10-3 STT	67.21	109.000	7,325.89	6,442.77	883.12	148.24 37.06	2.02%
SVB FINANCIAL GROUP 78486Q-10-1 SIVB	115.54	48.000	5,545.92	6,055.88	(509.96)		
TE CONNECTIVITY LTD H84989-10-4 TEL	59.89	118.000	7,067.02	8,453.30	(1,386.28)	155.76	2.20%
THE HERSHEY COMPANY 427866-10-8 HSY	91.88	43.000	3,950.84	4,484.64	(533.80)	100.27	2.54%
THE MOSAIC COMPANY NEW 61945C-10-3 MOS	31.11	158.000	4,915.38	7,511.52	(2,596.14)	173.80	3.54%



LUCY & EMILY BEASLEY CHARITABLE TR ACCT X15913589
For the Period 9/1/15 to 9/30/15

	Price	Quantity	Value	Adjusted Tax Cost Original Cost	Unrealized Gain/Loss	Est Annual Inc Accrued Div	Yield
Concentrated & Other Equity							
TIME WARNER INC NEW 887317-30-3 TWX	68.75	327,000	22,481.25	11,585.69	10,895.56	457.80	2.04%
TJX COMPANIES INC 872540-10-9 TJX	71.42	106,000	7,570.52	6,064.29	1,506.23	89.04	1.18%
TWENTY FIRST CENTY FOX INC CL A 90130A-10-1 FOXA	26.98	289,000	7,797.22	9,473.65	(1,676.43)	86.70 43.35	1.11%
P UNION PACIFIC CORP 907818-10-8 UNP	88.41	111,000	9,813.51	11,720.47	(1,906.96)	244.20	2.49%
UNITEDHEALTH GROUP INC 91324P-10-2 UNH	116.01	158,000	18,329.58	11,321.31	7,008.27	316.00	1.72%
UNITED CONTINENTAL HOLDINGS INC. 910047-10-9 UAL	53.05	164,000	8,700.20	7,078.34	1,621.86		
UNITED TECHNOLOGIES CORP 913017-10-9 UTX	88.99	120,000	10,678.80	9,645.75	1,033.05	307.20	2.88%
P VALEANT PHARMACEUTICALS INTE 91911K-10-2 VRX	178.38			0.00			
P VERTEX PHARMACEUTICALS INC 92532F-10-0 VRTX	104.14	95,000	9,893.30	9,330.30	563.00		
WABCO HOLDINGS INC 92927K-10-2 WBC	104.83	41,000	4,298.03	5,251.14	(953.11)		
WALT DISNEY CO 254687-10-6 DIS	102.20	93,000	9,504.60	6,170.39	3,334.21	122.76	1.29%



LUCY & EMILY BEASLEY CHARITABLE TR ACCT. X15913589
For the Period 9/1/15 to 9/30/15

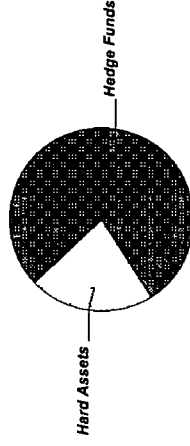
	Price	Quantity	Value	Adjusted Tax Cost Original Cost	Unrealized Gain/Loss	Est. Annual Inc Accrued Div	Yield
Concentrated & Other Equity							
WELLS FARGO & CO 949746-10-1 WFC	51.35	625.000	32,093.75	20,217.92	11,875.83	937.50	2.92%
Total Concentrated & Other Equity			\$1,067,404.75	\$896,230.72	\$174,619.14	\$19,591.66 \$896.04	1.84%



LUCY & EMILY BEASLEY CHARITABLE TR ACCT. X15913589
For the Period 9/1/15 to 9/30/15

Alternative Assets Summary

Asset Categories	Beginning Estimated Value	Ending Estimated Value	Change In Value	Current Allocation
Hedge Funds	550,713.11	540,779.64	(9,933.47)	7%
Hard Assets	141,916.88	139,562.41	(2,354.47)	2%
Total Value	\$692,629.99	\$680,342.05	(\$12,287.94)	9%



Alternative Assets Detail

Alternative Assets as a percentage of your portfolio - 9 %

	Price	Quantity	Estimated Value	Cost
Hedge Funds				
GATEWAY FUND-Y 367829-88-4 GTEY X	28.98	8,271.254	239,700.94	237,759.01
INV BALANCED-RISK ALLOC-Y 00141V-69-7 ABRX X	11.12	6,633.837	73,768.27	80,572.20



LUCY & EMILY BEASLEY CHARITABLE TR ACCT. X15913589
For the Period 9/1/15 to 9/30/15

	Price	Quantity	Estimated Value	Cost
Hedge Funds				
NEUBERGER BERMAN ALTRNTIVE F LONG SHT INSTL 64128R-60-8 NLSI X	12.37	5,981.367	73,989.51	78,056.84
PIMCO UNCONSTRAINED BOND-P 72201M-45-3 PUCP X	10.63	14,423.417	153,320.92	162,342.09
Total Hedge Funds			\$540,779.64	\$558,730.14

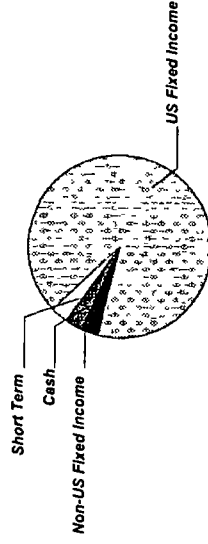
	Price	Quantity	Estimated Value	Cost	Est Annual Income Accrued Income
Hard Assets					
BARC DLN BCOMF3T 6/2/17 UNCAPPED INIT LVL-5/28/15 BCOMF3T 450 1387 06741U-VL-5	87.78	159,000.000	139,562.41	159,000.00	



LUCY & EMILY BEASLEY CHARITABLE TR ACCT. X15913589
For the Period 9/1/15 to 9/30/15

Cash & Fixed Income Summary

Asset Categories	Beginning Market Value	Ending Market Value	Change In Value	Current Allocation
Cash	493,791 23	87,741 37	(406,049 86)	1%
Short Term	4,023.49	2,011 72	(2,011 77)	1%
US Fixed Income	2,456,543 39	2,456,467 78	(75 61)	33%
Non-US Fixed Income	4,002 40	3,990 40	(12 00)	1%
Total Value	\$2,958,360.51	\$2,550,211.27	(\$408,149.24)	36%



Market Value/Cost	Current Period Value
Market Value	2,550,211 27
Tax Cost	2,519,998 17
Unrealized Gain/Loss	28,319 31
Estimated Annual Income	93,188 48
Accrued Interest	16,920 50
Yield	1 68%

Cash & Fixed Income as a percentage of your portfolio - 36 %



LUCY & EMILY BEASLEY CHARITABLE TR ACCT. X15913589
For the Period 9/1/15 to 9/30/15

SUMMARY BY MATURITY

Cash & Fixed Income	Market Value	% of Bond Portfolio
0-6 months ¹	95,515.84	3%
1-5 years ¹	979,220.54	40%
5-10 years ¹	880,836.03	34%
10+ years ¹	594,638.86	23%
Total Value	\$2,550,211.27	100%

¹ The years indicate the number of years until the bond is scheduled to mature based on the statement end date. Some bonds may be called, or paid in full, before their stated maturity.

Note O - Bonds purchased at a discount show accretion

¹ This is the Annual Percentage Yield (APY) which is the rate earned if balances remain on deposit for a full year with compounding, there is no change in the interest rate and all interest is left in the account

** Unrealized Gain/Loss is shown as "N/A" in cases where we do not have appropriate cost information for all tax lots comprising the position. Please contact your J P Morgan team for additional information

SUMMARY BY TYPE

Cash & Fixed Income	Market Value	% of Bond Portfolio
Cash	87,741.37	3%
Corporate Bonds	586,279.45	22%
Govt and Agency Bonds	901,240.85	38%
International Bonds	89,059.39	3%
Mortgage and Asset Backed Bonds	885,890.21	34%
Total Value	\$2,550,211.27	100%

Cash & Fixed Income Detail

	Price	Quantity	Value	Adjusted Tax Cost		Unrealized Gain/Loss	Est. Annual Income	Yield
				Original Cost	Accrued Interest			
Cash								
US DOLLAR PRINCIPAL	1.00	65,761.37	65,761.37	65,761.37			19.72	0.03% ¹
							7.29	
US DOLLAR INCOME	1.00	22,372.79	22,372.79	22,372.79			2.23	0.01% ¹
COST OF PENDING PURCHASES	1.00	(12,399.41)	(12,399.41)	(12,399.41)				



LUCY & EMILY BEASLEY CHARITABLE TR ACCT. X15913589
For the Period 9/1/15 to 9/30/15

	Price	Quantity	Value	Adjusted Tax Cost Original Cost	Unrealized Gain/Loss	Est. Annual Income Accrued Interest	Yield
Cash							
PROCEEDS FROM PENDING SALES	1.00	12,006.62	12,006.62	12,006.62			
Total Cash			\$87,741.37	\$87,741.37	\$0.00	\$21.95 \$7.29	0.03%
Short Term							
AMERPRISE FINANCIAL INC 5.65% 11/15/2015 DTD 11/23/2005 03076C-AB-2 A /A3	100.59	2,000.00	2,011.72	2,293.22	(281.50)	113.00 42.69	0.83%
US Fixed Income							
US TREAS 1% 10/31/16 912828-RM-4 NR /AAA	100.63	30,000.00	30,189.90	30,248.44	(58.54)	300.00 126.21	0.41%
MACYS RETAIL HLDGS INC 5.9% DEC 01 2016 DTD 11/29/2006 314275-AA-6 BBB /BAA	105.33	5,000.00	5,266.55	5,818.25	(551.70)	295.00 98.33	1.28%
COMCAST CORP 6 1/2% JAN 15 2017 DTD 7/14/2006 20030N-AP-6 A- /A3	106.93	10,000.00	10,693.20	10,801.00	(107.80)	650.00 137.22	1.07%
HONDA AUTO RECEIVABLES OWNER TRUST 2013-2 CL A3 0.530% 02/16/2017 DTD 04/24/2013 43814E-AC-9 NR /AAA	99.98	7,113.41	7,112.20	6,999.20	113.00	37.70 1.56	0.52%



LUCY & EMILY BEASLEY CHARITABLE TR ACCT. X15913589
For the Period 9/1/15 to 9/30/15

	Price	Quantity	Value	Adjusted Tax Cost Original Cost	Unrealized Gain/Loss	Est Annual Income Accrued Interest	Yield
US Fixed Income							
FEDERAL NATL MTG ASSN GTD REMIC PASS THRU CTF REMIC TR 2002-5 CL-B DUE 5.50% DUE 02/25/2017 31392B-SV-9	102.06	636.77	649.91	635.96	13.95	35.02 2.92	0.89%
INTUIT INC 5.3/4% MAR 15 2017 DTD 3/12/2007 461202-AB-9 BBB /BAA	105.78	5,000.00	5,288.95	5,670.90	(381.95)	287.50 12.78	1.71%
PACCAR FINANCIAL CORP MTN 1.6% MAR 15 2017 DTD 03/06/2012 69371R-K5-4 A+ /A1	100.82	4,000.00	4,032.92	4,079.32	(46.40)	64.00 2.84	1.03%
MORGAN STANLEY 4.3/4% MAR 22 2017 DTD 03/22/2012 61747Y-DT-9 A- /A3	105.05	20,000.00	21,009.60	21,414.40	(404.80)	950.00 23.74	1.28%
WYETH 5.45% APR 01 2017 DTD 03/27/2007 983024-AM-2 AA /A1	106.71	5,000.00	5,335.70	5,062.45	273.25	272.50 136.25	0.94%
O U S A BOND STRIP PRIN PMT ZERO CPN 05/15/2017 DTD 05/16/1987 912803-AL-7 NR /NR	99.18	35,000.00	34,711.95	32,928.50 24,848.52	1,783.45		0.51%
NORFOLK SOUTHERN CORP NOTES 7.70% MAY 15 2017 DTD 5/19/97 655844-AE-8 BBB /BAA	109.78	5,000.00	5,488.85	5,581.75	(92.90)	385.00 145.44	1.57%



LUCY & EMILY BEASLEY CHARITABLE TR ACCT. X15913589
For the Period 9/1/15 to 9/30/15

	Price	Quantity	Value	Adjusted Tax Cost Original Cost	Unrealized Gain/Loss	Est. Annual Income Accrued Interest	Yield
US Fixed Income							
US BANCORP							
SR NOTES MTN 1 65% MAY 15 2017	101 05	4,000 00	4,042 12	3,992.52	49.60	66.00 24.93	0 99%
DTD 05/08/2012							
91159H-HD-5 A+ /A1							
AT&T INC							
1.7% JUN 01 2017	100 10	6,000 00	6,005 88	6,105 48	(99 60)	102.00 34 00	1 64%
DTD 06/14/2012							
00206R-BF-8 BBB /BAA							
FNMA 5.375% 06/12/17							
31398A-DM-1 AA+ /AAA	107 97	25,000 00	26,992 75	30,336 50	(3,343 75)	1,343 75 406 85	0 64%
ERP OPERATING LP							
5.3/4% JUN 15 2017	107 05	5,000 00	5,352.60	4,957.95	394.65	287.50 60.69	1.54%
DTD 06/04/2007							
26884A-AX-1 A- /BAA							
NATIONAL SEMICONDUCTOR CORP SR NT							
2017 DTD 06/18/2007 6 60% DUE	109 14	5,000 00	5,456 85	5,951 75	(494 90)	330 00 97.17	1 17%
06/15/2017							
637640-AE-3 A+ /A1							
DEUTSCHE BANK AG LONDON							
6% SEP 01 2017	107 47	5,000 00	5,373 70	5,726 28	(352 58)	300 00 25 00	2 01%
DTD 08/29/2007							
25152C-MN-3 BBB /A3							
BANK OF MONTREAL							
MTN 1 4% SEP 11 2017	100 33	5,000 00	5,016 30	5,007.03	9 27	70 00 3 89	1 23%
DTD 09/11/2012							
06366R-HA-6 A+ /AA3							
SUNTRUST BANKS							
SR NOTES 6% SEP 11 2017	108 22	5,000 00	5,411 05	4,999 60	411 45	300 00 16 67	1 68%
DTD 09/10/2007							
867914-AZ-6 BBB /BAA							



LUCY & EMILY BEASLEY CHARITABLE TR ACCT. X15913589
For the Period 9/1/15 to 9/30/15

	Price	Quantity	Value	Adjusted Tax Cost Original Cost	Unrealized Gain/Loss	Est Annual Income Accrued Interest	Yield
US Fixed Income							
NYSE EURONEXT 2% OCT 05 2017 DTD 10/05/2012 629491-AB-7 A /A2	101.19	5,000.00	5,059.35	5,025.94	33.41	100.00 48.89	1.40%
US TREAS 0.875% 10/15/17 912828-F5-4 NR /AAA	100.42	145,000.00	145,611.90	145,351.17	260.73	1,268.75 585.80	0.67%
DIAGEO CAPITAL PLC NOTES 5 3/4% OCT 23 2017 DTD 10/26/2007 25243Y-AM-1 A- /A3	108.39	15,000.00	16,258.65	15,468.60	790.05	862.50 378.54	1.60%
FEDERAL NATL MTG ASSN GTD REMIC PASS THRU CTF REMIC TR 2002-62 CL-ZE 5.00% DUE 11/25/2017 31392E-2R-0	103.40	3,654.14	3,778.19	3,423.83 **	N/A	200.97 16.75	0.83%
FEDERAL NATL MTG ASSN GTD REMIC PASS THRU CTF REMIC TR 2002-71 CL-JC 5.00% DUE 11/25/2017 31392F-DQ-7	103.30	2,063.29	2,131.30	1,956.27	175.03	103.16 8.60	0.75%
TEXTRON INC NT DTD 12/04/2007 5.60% DUE 12/01/2017 883203-BL-4 BBB /BAA	107.91	5,000.00	5,395.65	5,235.55	160.10	280.00 93.33	1.86%
AMERICAN TOWER CORP 4 1/2% JAN 15 2018 DTD 12/07/2010 029912-BD-3 BBB /BAA	105.20	5,000.00	5,260.10	5,414.10	(154.00)	225.00 47.50	2.16%
AMERICAN INTL GROUP 5.85% JAN 16 2018 DTD 12/12/2007 02687Q-DG-0 A- /BAA	109.39	5,000.00	5,469.60	5,889.95	(420.35)	292.50 60.94	1.66%



LUCY & EMILY BEASLEY CHARITABLE TR ACCT. X15913589
For the Period 9/1/15 to 9/30/15

	Price	Quantity	Value	Adjusted Tax Cost Original Cost	Unrealized Gain/Loss	Est Annual Income Accrued Interest	Yield
US Fixed Income							
AT&T INC							
5 1/2% FEB 01 2018	108 04	4,000.00	4,321 68	4,831 08	(509 40)	220.00	1.96%
DTD 02/01/2008						36 66	
00206R-AJ-1 BBB /BAA							
ZOETIS INC							
1 875% 02/01/2018 DTD 08/01/2013	99 85	5,000 00	4,992 55	5,015 70	(23 15)	93 75	1 94%
98978V-AG-8 BBB /BAA						15 63	
HONEYWELL INTERNATIONAL							
5 3% MAR 01 2018	109 65	5,000 00	5,482 35	5,369 35	113 00	265 00	1 24%
DTD 02/29/2008						22 08	
438516-AX-4 A /A2							
MIDAMERICAN ENERGY CO							
5 3% MAR 15 2018	109 11	10,000 00	10,911 20	9,971 80	939 40	530 00	1 51%
DTD 03/25/2008						23 55	
595620-AH-8 A /AA2							
AMERICAN EXPRESS							
SR NOTES 7% MAR 19 2018	112 63	5,000 00	5,631.70	5,959 05	(327 35)	350 00	1 74%
DTD 03/19/2008						11 67	
025816-AY-5 BBB /A3							
FORD CREDIT AUTO OWNER TRUST							
2013-D CL A3 0 670% 04/15/2018	99 93	22,738 27	22,722 28	22,629 91	92 37	152 34	
DTD 11/26/2013						6.75	
34530G-AD-4 /AAA							
ORACLE CORP							
5 3/4% APR 15 2018	110 67	5,000 00	5,533 25	4,997 65	535 60	287 50	1 46%
DTD 04/09/2008						132 57	
68389X-AC-9 AA- /A1							
US TREAS 3.875% 05/15/18							
912828-HZ-6 NR /AAA	107.91	90,000.00	97,122 60	95,473.92	1,648.68	3,487 50	0.82%
						1,317 24	



LUCY & EMILY BEASLEY CHARITABLE TR ACCT. X15913589
For the Period 9/1/15 to 9/30/15

	Price	Quantity	Value	Adjusted Tax Cost Original Cost	Unrealized Gain/Loss	Est. Annual Income Accrued Interest	Yield
US Fixed Income							
FNMA 0.875% 05/21/18 3135G0-WJ-8 AA+ /AAA	99.96	20,000.00	19,992.20	19,656.40	335.80	175.00 63.18	0.89%
FNMA REMIC TRUST 2003-32 CL-NG 5.00% 05/25/2018 DTD 04/01/2003 31393B-PC-3	103.36	9,648.97	9,973.18	9,344.41	628.77	482.44 40.20	0.96%
FORD MOTOR CO DEL 6 1/2% AUG 1 2018 DTD 7/27/98 345370-BX-7 BBB /BAA	111.87	5,000.00	5,593.65	5,798.10	(204.45)	325.00 54.17	2.16%
BNP PARIBAS MTN 2.700% 08/20/2018 DTD 08/20/2013 05574L-PT-9 A+ /A1	102.12	2,000.00	2,042.48	1,996.28	46.20	54.00 6.15	1.94%
ABBEEY NATL TREASURY SERV 3.050% 08/23/2018 DTD 08/23/2013 002799-AL-8 A /A1	103.43	5,000.00	5,171.30	5,096.15	75.15	152.50 16.10	1.83%
NATIONAL RURAL UTIL CORP 10 3/8% NOV 01 2018 DTD 10/30/2008 637432-LR-4 A /A1	125.08	5,000.00	6,253.85	6,738.00	(484.15)	518.75 216.15	1.95%
PEPSICO INC 7.9% NOV 01 2018 DTD 10/24/2008 713448-BJ-6 A /A1	117.77	5,000.00	5,888.35	5,773.65	114.70	395.00 164.58	1.94%
US TREAS 3.75% 11/15/18 912828-JR-2 NR /AAA	108.59	35,000.00	38,007.90	35,725.98	2,281.92	1,312.50 495.74	0.95%
DEVON ENERGY CORPORATION 2.250% 12/15/2018 DTD 12/19/2013 25179M-AT-0 BBB /BAA	99.51	5,000.00	4,975.35	5,023.30	(47.95)	112.50 33.13	2.41%



LUCY & EMILY BEASLEY CHARITABLE TR ACCT. X15913589
For the Period 9/1/15 to 9/30/15

	Price	Quantity	Value	Adjusted Tax Cost Original Cost	Unrealized Gain/Loss	Est. Annual Income Accrued Interest	Yield
US Fixed Income							
FNMA 697953 4.5% 01/01/19 31400U-MA-9	103.84	1,106.50	1,148.95	1,126.02	22.93	49.79 4.15	1.60%
SEMPRA ENERGY 9.8% FEB 15 2019 DTD 11/20/2008 816851-AK-5 BBB /BAA	124.33	5,000.00	6,216.35	5,327.15	889.20	490.00 62.61	2.26%
RYDER SYSTEM INC MTN 2.350% 02/26/2019 DTD 02/26/2013 78355H-JU-4 BBB /BAA	100.03	4,000.00	4,001.20	3,995.56	5.64	94.00 9.14	2.34%
ANADARKO PETROLEUM CORP NOTES 8.7% MAR 15 2019 DTD 03/05/2009 032511-BC-0 BBB /BAA	117.98	5,000.00	5,898.80	4,944.95	953.85	435.00 19.33	3.17%
ATOMS ENERGY CORP 8 1/2% MAR 15 2019 DTD 03/26/2009 049560-AJ-4 A- /A2	120.79	5,000.00	6,039.65	4,990.65	1,049.00	425.00 18.89	2.22%
EATON CORP 6.95% MAR 20 2019 DTD 3/16/2009 278058-DH-2 A- /BAA	116.41	5,000.00	5,820.70	5,189.95	630.75	347.50 10.62	2.03%
KANSAS CITY POWER & LT 7.15% APR 01 2019 DTD 03/24/2009 485134-BL-3 A /A2	116.89	3,000.00	3,506.82	3,851.58	(344.76)	214.50 107.25	2.12%
SIMON PROPERTY GROUP LP SR NOTES 10.35% APR 01 2019 DTD 03/25/2009 828807-CA-3 A /A2	125.37	5,000.00	6,268.50	6,972.30	(703.80)	517.50 258.75	2.71%



LUCY & EMILY BEASLEY CHARITABLE TR ACCT. X15913589
For the Period 9/1/15 to 9/30/15

	Price	Quantity	Value	Adjusted Tax Cost Original Cost	Unrealized Gain/Loss	Est Annual Income Accrued Interest	Yield
US Fixed Income							
RIO TINTO FIN USA LTD 9% MAY 01 2019 DTD 04/17/2009 767201-AH-9 A- /A3	122.47	4,000.00	4,898.72	5,493.24	(594.52)	360.00 150.00	2.42%
FEDERAL HOME LN MTG CORP MULTICLASS MTG PARTN CTFS GTD SER 2798 CL JL 4.50% DUE 05/15/2019 31394X-Y2-6	104.12	6,286.16	6,545.09	6,201.69	343.40	282.87 23.57	0.89%
PRINCIPAL FINL GROUP INC GTD SR NT 8 7/8% MAY 15 2019 DTD 05/21/2009 74251V-AD-4 BBB /BAA	121.45	5,000.00	6,072.25	6,726.55	(654.30)	443.75 167.64	2.63%
BANK OF AMERICA CORP SR NOTES 7 5/8% JUN 01 2019 DTD 06/02/2009 06051G-DZ-9 A- /BAA	118.09	25,000.00	29,522.25	30,263.80	(741.55)	1,906.25 635.40	2.44%
ACE INA HOLDINGS 5.9% JUN 15 2019 DTD 06/08/2009 00440E-AM-9 A+ /A3	113.41	10,000.00	11,340.90	10,850.00	490.90	590.00 173.72	2.12%
BUNGE LIMITED FINANCE CO 8 1/2% JUN 15 2019 DTD 06/09/2009 120568-AT-7 BBB /BAA	119.43	5,000.00	5,971.55	5,126.81	844.74	425.00 125.14	2.93%
FRANCE TELECOM 5 3/8% JUL 08 2019 DTD 07/07/2009 35177P-AT-4 BBB /BAA	111.55	5,000.00	5,577.25	5,642.45	(65.20)	268.75 61.96	2.17%



LUCY & EMILY BEASLEY CHARITABLE TR ACCT. X15913589
For the Period 9/1/15 to 9/30/15

	Price	Quantity	Value	Adjusted Tax Cost Original Cost	Unrealized Gain/Loss	Est Annual Income Accrued Interest	Yield
US Fixed Income							
TELEFONICA SA 5.877% JUL 15 2019 DTD 07/06/2009 87938W-AH-6 BBB /BAA	112.26	5,000.00	5,612.75	5,681.55	(68.80)	293.85 62.04	2.47%
CITIGROUP INC 2.500% 07/29/2019 DTD 07/29/2014 172967-HU-8 A- /BAA	101.06	13,000.00	13,137.54	13,138.32	(0.78)	325.00 55.97	2.21%
RAYMOND JAMES FINANCIAL 8.6% AUG 15 2019 DTD 08/20/2009 754730-AB-5 BBB /BAA	121.24	5,000.00	6,061.75	6,338.85	(277.10)	430.00 54.94	2.78%
FNMA 790734 5% 09/01/19 31405J-PT-5	104.58	3,429.40	3,586.43	3,398.87	187.56	171.47 14.29	2.06%
FNMA ZERO CPN 10/09/2019 DTD 10/9/1984 313586-RC-5 AA- /AAA	93.16	15,000.00	13,973.55	13,486.88 13,088.80	486.67		1.83%
CENOVUS ENERGY INC 5.7% OCT 15 2019 DTD 04/15/2010 15135U-AD-1 BBB /BAA	108.93	5,000.00	5,446.55	5,473.75	(27.20)	285.00 131.42	3.32%
THOMSON REUTERS CORP NOTES 4.7% OCT 15 2019 DTD 09/29/2009 884903-BG-9 BBB /BAA	108.33	5,000.00	5,416.30	4,982.45	433.85	235.00 108.36	2.52%
US TREAS 3.375% 11/15/19 912828-LY-4 NR /AAA	108.62	80,000.00	86,893.60	82,862.81	4,010.79	2,700.00 1,020.00	1.23%



LUCY & EMILY BEASLEY CHARITABLE TR ACCT. X15913589
For the Period 9/1/15 to 9/30/15

	Price	Quantity	Value	Adjusted Tax Cost Original Cost	Unrealized Gain/Loss	Est. Annual Income Accrued Interest	Yield
US Fixed Income							
CALIFORNIA REPUBLIC AUTO RECEI							
2015-3 CL A3 1 620% 11/15/2019	100.00	25,000.00	25,000.00	24,998.77	1.23	405.00	
DTD 09/30/2015	9/25/15					1.13	
13056J-AC-8							
FHLMC							
SER 2886 CL BE 4.500% 11/15/2019	103.51	16,795.23	17,385.25	17,215.10	170.15	755.78	1.02%
DTD 11/01/2004						62.98	
31395H-ZF-0							
WESTPAC BANKING CORP							
NOTES 4 7/8% NOV 19 2019	110.48	12,000.00	13,257.12	11,991.48	1,265.64	585.00	2.21%
DTD 11/19/2009						214.50	
961214-BK-8 AA- /AA2							
FHLMC GOLD B17378 4.5% 12/01/19							
312970-FT-8	104.26	2,600.43	2,711.10	2,593.11	117.99	117.01	1.55%
						9.75	
FNMA 805119 5.5% 01/01/20							
31406B-PC-8	106.00	4,003.65	4,243.71	3,983.16	260.55	220.20	1.87%
						18.35	
BANK OF NEW YORK MELLON							
NOTES 4 6% JAN 15 2020	109.95	5,000.00	5,497.35	4,990.25	507.10	230.00	2.16%
DTD 11/16/2009						48.56	
06406H-BP-3 A+ /A1							
POTASH CORP-SASKATCHEWAN							
4 875% 03/30/2020 DTD 09/28/2009	109.65	5,000.00	5,482.35	5,354.23	128.12	243.75	2.59%
73755L-AH-0 A- /A3						0.68	
FNMA 822435 4.5% 04/01/20							
31406W-V4-3	103.99	2,728.62	2,837.36	2,712.78	124.58	122.78	2.15%
						10.23	
EMC CORP							
2 650% 06/01/2020 DTD 06/06/2013	101.01	5,000.00	5,050.40	4,935.10	115.30	132.50	2.42%
268648-AQ-5 A /A1						44.17	



LUCY & EMILY BEASLEY CHARITABLE TR ACCT. X15913589
For the Period 9/1/15 to 9/30/15

	Price	Quantity	Value	Adjusted Tax Cost Original Cost	Unrealized Gain/Loss	Est. Annual Income Accrued Interest	Yield
US Fixed Income							
CNA FINANCIAL CORP 5 7/8% AUG 15 2020 DTD 08/10/2010 126117-AQ-3 BBB /BAA	113.33	2,000.00	2,266.66	1,993.70	272.96	117.50 15.01	2.92%
MANULIFE FINANCIAL CORP 4 9% SEP 17 2020 DTD 09/17/2010 56501R-AB-2 A /NA	110.60	5,000.00	5,529.80	5,528.55	1.25	245.00 9.53	2.61%
UNITEDHEALTH GROUP INC NOTES 3 7/8% OCT 15 2020 DTD 10/25/2010 91324P-BM-3 A+ /A3	107.48	3,000.00	3,224.43	3,276.36	(51.93)	116.25 53.60	2.29%
US TREAS 2.625% 11/15/20 912828-PC-8 NR /AAA	105.75	65,000.00	68,737.50	62,050.59	6,686.91	1,705.25 644.54	1.46%
TRANSOCEAN INC 6 1/2% NOV 15 2020 DTD 09/21/2010 893830-AY-5 BB+ /BA1	76.60	3,000.00	2,298.12	3,387.87	(1,089.75)	195.00 73.67	12.87%
GENERAL ELEC CAP CORP NOTES 4 5/8% JAN 07 2021 DTD 01/07/2011 36962G-4Y-7 AA+ /A1	112.16	5,000.00	5,607.95	5,638.25	(30.30)	231.25 53.96	2.17%
PETROBRAS INTL FIN CO 5 3/8% JAN 27 2021 DTD 01/27/2011 71645W-AR-2 BB /BAA	72.52	5,000.00	3,626.20	5,465.60	(1,839.40)	268.75 47.78	12.61%
OCCIDENTAL PETROLEUM COR 4 1% FEB 01 2021 DTD 12/16/2010 674599-BY-0 A /A2	107.74	5,000.00	5,387.20	5,174.72	212.48	205.00 34.17	2.54%



LUCY & EMILY BEASLEY CHARITABLE TR ACCT. X15913589
For the Period 9/1/15 to 9/30/15

	Price	Quantity	Value	Adjusted Tax Cost Original Cost	Unrealized Gain/Loss	Est. Annual Income Accrued Interest	Yield
US Fixed Income							
DIRECTV HLDG FIN INC							
5% MAR 01 2021	109.10	5,000.00	5,454.80	5,006.60	448.20	250.00	3.16%
DTD 03/10/2011						20.83	
25459H-BA-2 BBB /BAA							
WASTE MANAGEMENT INC							
4.6% MAR 01 2021	109.61	5,000.00	5,480.65	5,509.95	(29.30)	230.00	2.68%
DTD 02/28/2011						19.17	
941063-AQ-2 A- /BAA							
BP CAPITAL MARKETS PLC							
4.742% MAR 11 2021	110.97	5,000.00	5,548.70	5,000.00	548.70	237.10	2.57%
DTD 03/11/2011						13.17	
05565Q-BR-8 A /A2							
KEYCORP							
MTN 5 1% MAR 24 2021	111.62	5,000.00	5,580.80	5,748.85	(168.05)	255.00	2.80%
DTD 03/24/2011						4.96	
49326E-ED-1 BBB /BAA							
FNMA 745562 5.5% 04/01/21							
31403D-JF-7	105.73	8,792.18	9,295.80	9,539.49	(243.69)	483.56	2.60%
						40.29	
FNMA 888104 5% 05/01/21							
31410F-U5-2	103.97	11,228.59	11,674.03	12,032.13	(358.10)	561.42	2.98%
						46.78	
BOSTON PROPERTIES LP							
4 1/8% MAY 15 2021	105.70	5,000.00	5,284.80	5,287.10	(2.30)	206.25	3.02%
DTD 11/18/2010						77.92	
10112R-AS-3 A- /BAA							
GOLDMAN SACHS GROUP INC							
5 1/4% JUL 27 2021	112.22	25,000.00	28,055.75	27,959.00	96.75	1,312.50	2.95%
DTD 07/27/2011						233.33	
38141G-GQ-1 A- /A3							



LUCY & EMILY BEASLEY CHARITABLE TR ACCT. X15913589
For the Period 9/1/15 to 9/30/15

	Price	Quantity	Value	Adjusted Tax Cost Original Cost	Unrealized Gain/Loss	Est. Annual Income Accrued Interest	Yield
US Fixed Income							
US TREAS 2.125% 08/15/21 912828-RC-6 NR /AAA	102.95	35,000.00	36,030.75	35,611.13	419.62	743.75 94.96	1.60%
FLUOR CORP (NEW) 3 3/8% SEP 15 2021 DTD 09/13/2011 343412-AB-8 A- /A3	103.69	10,000.00	10,369.10	10,369.70	(0.60)	337.50 15.00	2.70%
TOYOTA MOTOR CREDIT CORP MTN 3.4% SEP 15 2021 DTD 09/15/2011 89233P-5F-9 AA- /AA3	104.28	5,000.00	5,213.80	4,987.39	226.41	170.00 7.56	2.62%
VERIZON COMMUNICATIONS 3 1/2% NOV 01 2021 DTD 11/03/2011 92343V-BC-7 BBB /BAA	102.37	5,000.00	5,118.45	5,119.00	(0.55)	175.00 72.92	3.07%
LOWE'S COMPANIES INC 3 8% NOV 15 2021 DTD 11/23/2011 548661-CV-7 A- /A3	106.55	5,000.00	5,327.65	5,049.75	277.90	190.00 71.78	2.63%
UNITEDHEALTH GROUP INC 3 3/8% NOV 15 2021 DTD 11/10/2011 91324P-BT-8 A+ /A3	105.03	2,000.00	2,100.62	2,092.88	7.74	67.50 25.50	2.48%
TRANSOCEAN INC 6 3/8% DEC 15 2021 DTD 12/05/2011 893830-BB-4 BB+ /BA1	73.49	2,000.00	1,469.72	1,762.50	(292.78)	127.50 37.54	12.66%
HSBC HOLDINGS PLC 4 875% JAN 14 2022 DTD 11/17/2011 404280-AL-3 A /A1	110.07	5,000.00	5,503.35	5,392.90	110.45	243.75 52.14	3.10%



LUCY & EMILY BEASLEY CHARITABLE TR ACCT. X15913589
For the Period 9/1/15 to 9/30/15

	Price	Quantity	Value	Adjusted Tax Cost Original Cost	Unrealized Gain/Loss	Est. Annual Income Accrued Interest	Yield
US Fixed Income							
US TREAS 2% 02/15/22 912828-SF-8 NR /AAA	102.06	110,000.00	112,260.50	113,919.13	(1,658.63)	2,200.00 280.94	1.66%
CBS CORP 3 3/8% MAR 01 2022 DTD 03/02/2012 124857-AG-8 BBB /BAA	99.29	5,000.00	4,964.25	4,934.45	29.80	168.75 14.06	3.50%
BURLINGTN NORTH SANTA FE 3 05% MAR 15 2022 DTD 03/02/2012 12189L-AH-4 BBB /A3	99.88	5,000.00	4,994.15	4,859.30	134.85	152.50 6.78	3.07%
WEATHERFORD INTL LTD 4 5% APR 15 2022 DTD 04/04/2012 94707V-AC-4 BBB /BAA	81.55	5,000.00	4,077.40	5,318.55	(1,241.15)	225.00 103.75	8.20%
ABB FINANCE USA INC 2 875% MAY 08 2022 DTD 05/08/2012 00037B-AB-8 A /A2	99.43	5,000.00	4,971.60	5,175.35	(203.75)	143.75 57.10	2.97%
FHLMC GOLD 6.5% 06/01/22 31335H-TJ-2	114.01	17,393.05	19,829.47	19,219.34	610.13	1,130.54 94.20	
REPUBLIC SERVICES INC 3 55% JUN 01 2022 DTD 05/21/2012 760759-AP-5 BBB /BAA	102.72	2,000.00	2,054.34	1,994.46	59.88	71.00 23.67	3.10%
EBAY INC 2.6% JUL 15 2022 DTD 07/24/2012 278642-AE-3 BBB /BAA	93.33	5,000.00	4,666.50	4,636.05	30.45	130.00 27.44	3.72%



LUCY & EMILY BEASLEY CHARITABLE TR ACCT. X15913589
For the Period 9/1/15 to 9/30/15

	Price	Quantity	Value	Adjusted Tax Cost Original Cost	Unrealized Gain/Loss	Est. Annual Income Accrued Interest	Yield
US Fixed Income							
FNMA 7.5% 07/25/22 31358P-HT-7 NR /NR	111.69	15,038.46	16,796.46	16,974.66	(178.20)	1,127.88 93.99	2.05%
TRANS-CANADA PIPELINES							
2.5% AUG 01 2022 DTD 08/02/2012 893526-DM-2 A- /A3	95.73	5,000.00	4,786.50	4,898.00	(111.50)	125.00 20.83	3.20%
VENTAS REALTY LP/CAP CRP							
3.250% 08/15/2022 DTD 08/03/2012 92276M-AZ-8 BBB /BAA	97.58	5,000.00	4,879.20	5,050.40	(171.20)	162.50 20.76	3.65%
FHLMC GOLD C90580 6% 09/01/22							
31335H-JD-3	112.69	11,968.60	13,487.89	13,083.18	404.71	718.11 59.84	
CME GROUP INC							
3% SEP 15 2022 DTD 09/10/2012 12572Q-AE-5 AA- /AA3	100.63	5,000.00	5,031.25	4,984.55	46.70	150.00 6.67	2.90%
CONAGRA FOODS INC							
3.25% SEP 15 2022 DTD 09/13/2012 205887-BJ-0 BBB /BAA	97.26	5,000.00	4,863.00	4,932.30	(69.30)	162.50 7.22	3.70%
FNMA 2.25% 10/17/22							
3135G0-QJ-5 AA+ /AAA	99.73	30,000.00	29,918.10	28,851.00	1,067.10	675.00 307.50	2.29%
FEDERAL NATL MTG ASSN GTD REMIC PASS							
THRU CTF REMIC TR 1992-G61 CL Z 7.00% DUE 10/25/2022 31358Q-W2-7 NR /NR	112.12	5,782.88	6,483.71	6,028.65	455.06	404.80 33.73	1.82%
INVESCO FINANCE PLC							
3.125% 11/30/2022 DTD 11/08/2012 46132F-AA-8 A /A2	100.67	5,000.00	5,033.45	4,948.90	84.55	156.25 52.95	3.02%



LUCY & EMILY BEASLEY CHARITABLE TR ACCT. X15913589
For the Period 9/1/15 to 9/30/15

	Price	Quantity	Value	Adjusted Tax Cost Original Cost	Unrealized Gain/Loss	Est. Annual Income Accrued Interest	Yield
US Fixed Income							
NATIONAL OILWELL VARCO I 2.600% 12/01/2022 DTD 11/20/2012 637071-AJ-0 A /A2	93.43	5,000.00	4,671.30	4,880.90	(209.60)	130.00 43.33	3.65%
TEVA PHARMACEUT FIN BV 2.950% 12/18/2022 DTD 12/18/2012 88165F-AG-7 BBB /BAA	94.98	2,000.00	1,899.68	1,925.12	(25.44)	59.00 16.88	3.75%
ENERGY TRANSFER PARTNERS 3.600% 02/01/2023 DTD 01/22/2013 29273R-AS-8 BBB /BAA	90.91	4,000.00	3,636.40	3,964.40	(328.00)	144.00 24.00	5.10%
WELLS FARGO & COMPANY 3.450% 02/13/2023 DTD 02/13/2013 94974B-FJ-4 A /A3	99.55	25,000.00	24,886.50	25,443.25	(556.75)	862.50 115.00	3.52%
CARDINAL HEALTH INC 3.200% 03/15/2023 DTD 02/22/2013 14149Y-AY-4 A- /BAA	99.61	5,000.00	4,980.25	4,609.50	370.75	160.00 7.11	3.26%
FEDERAL NATL MTG ASSN GTD REMIC PASS THRU CTF REMIC TR 2003-28 CL 28-TC 5.50% DUE 04/25/2023 31393A-FD-4	107.31	12,439.60	13,348.93	12,080.50	1,268.43	684.17 57.01	1.29%
21ST CENTY FOX AMER INC 8.875% 04/26/2023 DTD 10/26/2014 90131H-AS-4 BBB /BAA	133.74	4,000.00	5,349.72	5,587.56	(237.84)	355.00 152.84	3.72%
US TREAS 1.75% 05/15/23 912828-VB-3 NR /AAA	99.17	105,000.00	104,130.60	96,021.68	8,108.92	1,837.50 694.05	1.87%
PRINCIPAL FINANCIAL GROU 3.125% 05/15/2023 DTD 11/16/2012 74251V-AH-5 BBB /BAA	98.83	2,000.00	1,976.52	1,997.16	(20.64)	62.50 23.61	3.30%



LUCY & EMILY BEASLEY CHARITABLE TR ACCT. X15913589
For the Period 9/1/15 to 9/30/15

	Price	Quantity	Value	Adjusted Tax Cost Original Cost	Unrealized Gain/Loss	Est. Annual Income Accrued Interest	Yield
US Fixed Income							
STATE STREET CORP							
3 100% 05/15/2023 DTD 06/15/2013	98.53	2,000.00	1,970.52	1,996.76	(26.24)	62.00	3.32%
857477-AL-7 A /A2						23.42	
ENERGY ARKANSAS INC							
3 050% 06/01/2023 DTD 05/30/2013	98.32	2,000.00	1,966.30	2,001.65	(35.35)	61.00	3.30%
29364D-AR-1 A- /A3						20.33	
COVIDIEN INTL FINANCE SA							
2 950% 06/15/2023 DTD 05/16/2013	98.64	5,000.00	4,931.90	5,007.25	(75.35)	147.50	3.15%
22303Q-AP-5 A /A3						43.43	
FEDERAL NATL MTG ASSN GTD REMIC PASS							
THRU TR REMIC TR 2003-46 CL-HB	100.02	191.36	191.40	177.48	13.92	7.65	0.61%
4.00% DUE 06/25/23						0.64	
31393C-ZH-9							
FNMA 889735 5.5% 07/01/23							
31410K-PU-2	108.28	10,443.48	11,307.89	11,416.03	(108.14)	574.39	2.22%
						47.86	
FNMA							
GTD REMIC PASS THRU CTF REMIC TRUST	112.37	19,656.65	22,087.39	22,003.15	84.24	1,375.96	1.38%
1993-149 CL M 7% AUG 25 2023						114.66	
DTD 8/1/93							
31359B-6U-6 NR /NR							
FNMA 254915 4.5% 09/01/23							
31371L-DU-0	109.23	10,618.65	11,598.43	11,232.55	365.88	477.83	0.99%
						39.82	
VERIZON COMMUNICATIONS							
5 150% 09/15/2023 DTD 09/18/2013	110.64	10,000.00	11,064.10	10,723.40	340.70	515.00	3.60%
92343V-BR-4 BBB /BAA						22.88	
FEDERAL HOME LN MTG CORP MULTICLASS							
MTG PARTN CTFS GTD SER 1591 CL	110.78	3,733.32	4,135.59	3,849.42	286.17	237.06	1.36%
1591-PK 6 350% DUE 10/15/2023						19.75	
3133T1-VW-9							



LUCY & EMILY BEASLEY CHARITABLE TR ACCT. X15913589
For the Period 9/1/15 to 9/30/15

	Price	Quantity	Value	Adjusted Tax Cost Original Cost	Unrealized Gain/Loss	Est Annual Income Accrued Interest	Yield
US Fixed Income							
DIAMOND OFFSHORE DRILL	89.48	5,000.00	4,474.10	5,026.05	(551.95)	172.50 71.88	5.05%
3.450% 11/01/2023 DTD 11/05/2013 25271C-AM-4 BBB /A3							
ALABAMA POWER CO	103.59	2,000.00	2,071.78	1,994.34	77.44	71.00 23.67	3.05%
3.550% 12/01/2023 DTD 12/06/2013 010392-FK-9 A- /A1							
SCHLUMBERGER INVESTMENT	102.77	5,000.00	5,138.55	5,123.50	15.05	182.50 60.83	3.26%
3.650% 12/01/2023 DTD 12/03/2013 806854-AH-8 AA- /AA3							
ENTERPRISE PRODUCTS OPER	97.90	1,000.00	978.96	998.11	(19.15)	39.00 4.98	4.20%
3.900% 02/15/2024 DTD 02/12/2014 29379V-BB-8 BBB /BAA							
VIRGINIA ELEC & POWER CO	102.49	1,000.00	1,024.94	997.98	26.96	34.50 4.41	3.11%
3.450% 02/15/2024 DTD 02/07/2014 927804-FQ-2 A- /A2							
BLACKROCK INC	102.88	5,000.00	5,144.15	5,299.10	(154.95)	175.00 6.32	3.11%
3.500% 03/18/2024 DTD 03/18/2014 09247X-AL-5 AA- /A1							
VIACOM INC	93.47	5,000.00	4,673.55	4,959.60	(286.05)	193.75 96.88	4.82%
3.875% 04/01/2024 DTD 03/11/2014 92555P-AX-0 BBB /BAA							
PNC FINANCIAL SERVICES	101.46	10,000.00	10,145.70	10,430.10	(284.40)	390.00 164.66	3.70%
3.900% 04/29/2024 DTD 04/28/2014 693475-AP-0 BBB /A3							
CITIGROUP INC	101.86	5,000.00	5,092.95	5,212.55	(119.60)	187.50 54.69	3.50%
3.750% 06/16/2024 DTD 06/16/2014 172967-HT-1 A- /BAA							



LUCY & EMILY BEASLEY CHARITABLE TR ACCT. X15913589
For the Period 9/1/15 to 9/30/15

	Price	Quantity	Value	Adjusted Tax Cost Original Cost	Unrealized Gain/Loss	Est. Annual Income Accrued Interest	Yield
US Fixed Income							
LEGG MASON INC 3.950% 07/15/2024 DTD 06/26/2014 524901-AT-2 BBB/BAA	100.74	5,000.00	5,036.75	5,048.55	(11.80)	197.50 41.69	3.85%
US TREAS 2.375% 08/15/24 912828-D5-6 NR/AAA	103.03	55,000.00	56,667.05	56,216.02	451.03	1,306.25 166.82	2.00%
FREDDIE MAC SER 2835 CL HB 5.5% AUG 15 2024 DTD 08/01/2004 31395E-YP-6	107.67	13,279.77	14,298.86	14,375.35	(76.49)	730.38 60.86	1.31%
HCP INC 3.875% 08/15/2024 DTD 08/14/2014 40414L-AL-3 BBB/BAA	97.25	2,000.00	1,944.96	1,992.60	(47.64)	77.50 9.90	4.25%
FREEMPORT-MCMORAN INC 4.550% 11/14/2024 DTD 11/14/2014 35671D-BL-8 BBB/BAA	74.02	5,000.00	3,700.95	4,691.85	(990.90)	227.50 86.58	8.74%
APPLE INC 2.500% 02/09/2025 DTD 02/09/2015 037833-AZ-3 AA+ /AA1	95.24	5,000.00	4,761.75	4,982.45	(220.70)	125.00 18.06	3.09%
FNMA 888656 6.5% 04/01/25 31410G-H9-7	114.53	6,226.59	7,131.50	6,412.15	719.35	404.72 33.72	1.56%
INTEL CORP 3.700% 07/29/2025 DTD 07/29/2015 458140-AS-9 A+ /A1	102.85	2,000.00	2,056.92	1,997.02	59.90	74.00 12.74	3.36%
FHLMC SER 3710 CL GB 4% AUG 15 2025 DTD 08/01/2010 3137A1-LY-7	107.49	25,000.00	26,871.25	27,656.25	(785.00)	1,000.00 44.43	1.43%



LUCY & EMILY BEASLEY CHARITABLE TR ACCT. X15913589
For the Period 9/1/15 to 9/30/15

	Price	Quantity	Value	Adjusted Tax Cost Original Cost	Unrealized Gain/Loss	Est. Annual Income Accrued Interest	Yield
US Fixed Income							
FNMA 2005-121 CL DY							
5 500% 01/25/2026 DTD 12/01/2005	108 05	28,213 89	30,485 95	32,481 24	(1,995 29)	1,551 76	1 31%
31394V-AL-4						129 30	
FHLMC SER 3132							
5 5% 03/15/2026 DTD 03/01/2006	108 13	14,959 30	16,174 74	15,001 39	1,173 35	822 76	1 72%
31396J-HP-3						68 56	
FNMA 256556 6% 01/01/27							
31371M-SR-4 NR /NR	113 20	10,889 88	12,326 80	11,897 19	429 61	653 39	1 86%
						54 45	
FEDERAL NATIONAL MORTGAGE ASSN							
GTD REMIC PASS THRU CTF REMIC TRUST	112 97	49,916 32	56,389 97	56,618 78	(228 81)	3,494 14	1 88%
SER 1997-11 CL E 7% MAR 18 2027						291 16	
DTD 2/1/97							
31359N-TJ-0 NR /NR							
FNMA 6.5% 04/18/28							
31359T-CU-0	112 44	7,230 94	8,130 40	7,987 92	142 48	470 01	2 72%
						39 16	
GNMA 462816 7% 06/15/28							
36208W-DV-2	115 71	633 08	732 52	645 34	87 18	44 31	2 58%
						3 69	
FANNIE MAE							
SER 1998-37 CL VZ 6% JUN 17 2028	109 40	4,852 72	5,308 68	4,949 77	358 91	291 16	1 67%
DTD 06/01/1998						24 26	
31359T-6P-8 NR /NR							
FHLMC							
SER 2075 CL PM 6 25% AUG 15 2028	112 03	16,184 34	18,131 48	18,065 75	65 73	1,011 52	1 81%
DTD 08/01/1998						84 29	
3133TG-CK-3							
FNMA 252211 6% 01/01/29							
31371H-DQ-8	113 09	14,526 42	16,427 35	16,010 83	416 52	871 58	2 17%
						72 63	



LUCY & EMILY BEASLEY CHARITABLE TR ACCT. X15913589
For the Period 9/1/15 to 9/30/15

	Price	Quantity	Value	Adjusted Tax Cost Original Cost	Unrealized Gain/Loss	Est. Annual Income Accrued Interest	Yield
US Fixed Income							
FHLMC 2003-2130 CL QS REMIC 6.000% 03/15/2029 DTD 03/30/1999 3133TJ-P5-6	110.43	15,591.31	17,217.48	17,189.40	28.08	935.47 77.96	1.48%
FNMA 630225 6.5% 03/01/32 31389N-D6-9	115.58	1,220.15	1,410.22	1,223.03	187.19	79.30 6.61	2.34%
FEDERAL HOME LN MTG CORP MULTICLASS MTG PARTN CTFS GTD SER 2744 CL 2744-TU 5.50% DUE 05/15/2032 31394P-RU-9	102.30	3,889.86	3,979.37	3,850.95	128.42	213.94 17.83	0.74%
FANNIE MAE SER 2004-45 CL ZL 6% OCT 15 2032 DTD 05/01/2004 31393Y-YL-3	110.71	9,010.70	9,975.66	8,436.23 **	N/A	540.64 45.05	1.34%
FHLMC GOLD C01435 6% 12/01/32 31292H-SY-1	112.71	3,201.54	3,608.46	3,292.57	315.89	192.09 16.01	1.86%
FHLMC GOLD C76970 5.5% 02/01/33 31288F-W7-5	110.86	401.74	445.36	417.32	28.04	22.09 1.84	1.97%
FHLMC REMIC 2569 CL LD 5.500% 02/15/2033 DTD 02/01/2003 31393K-DS-1	109.43	13,695.17	14,986.49	15,218.78	(232.29)	753.23 62.76	1.44%
FNMA SER 2003-20 CL MZ 5.75% MAR 25 2033 DTD 02/01/2003 31392J-TL-3	110.23	28,226.75	31,113.49	29,191.36	1,922.13	1,623.03 135.23	1.35%
FNMA 688980 5.5% 05/01/33 31400J-M5-5	112.82	4,351.11	4,908.75	4,398.75	510.00	239.31 19.94	2.14%
FNMA 995656 7% 06/01/33 31416C-BZ-8	116.70	18,204.60	21,245.13	20,935.30	309.83	1,274.32 106.19	2.64%



LUCY & EMILY BEASLEY CHARITABLE TR ACCT. X15913589
For the Period 9/1/15 to 9/30/15

	Price	Quantity	Value	Adjusted Tax Cost Original Cost	Unrealized Gain/Loss	Est Annual Income Accrued Interest	Yield
US Fixed Income							
FHLMC MULTICLASS MTG PARTN CTFS GTD SER 2624 CL QH 5.000% 06/15/2033 DTD 06/01/2003 31393R-J9-2	108.78	13,786.69	14,996.75	12,825.93	2,170.82	689.33 57.44	1.80%
FHLMC 2638 CL MJ 5.000% 07/15/2033 DTD 07/30/2003 31393W-ZN-2	108.29	37,991.35	41,140.45	42,538.45	(1,398.00)	1,899.56 158.27	1.44%
FNMA SER 2003-64 CL ZC 5% JUL 25 2033 DTD 06/01/2003 31393D-KE-0	108.45	32,445.25	35,186.22	35,568.09	(381.87)	1,622.26 135.17	2.19%
FEDERAL NATL MTG ASSN GTD REMIC PASS THRU TR REMIC TR 2005-1 CL-GE 5.00% DUE 07/25/2033 31394C-FT-4	99.97	516.80	516.64	489.67	26.97	25.84 2.15	0.66%
FNMA 2003-85 CL QD 5.500% 09/25/2033 DTD 08/29/2003 31393E-X8-7	110.40	32,000.00	35,326.40	35,620.00	(293.60)	1,760.00 146.66	1.77%
FNMA 756207 5% 12/01/33 31403S-DL-7	110.67	4,107.72	4,546.05	4,092.33	453.72	205.38 17.11	2.20%
FREDDIE MAC 4.5% SER 2717 CL AE 4.5% DEC 15 2033 DTD 12/01/2003 31394M-ZG-8	106.79	10,085.48	10,769.98	10,476.30	293.68	453.84 20.17	1.57%
FNMA 767298 5.5% 01/01/34 31404F-NP-4	112.17	7,567.18	8,488.26	7,484.68	1,003.58	416.19 34.68	2.33%



LUCY & EMILY BEASLEY CHARITABLE TR ACCT. X15913589
For the Period 9/1/15 to 9/30/15

	Price	Quantity	Value	Adjusted Tax Cost Original Cost	Unrealized Gain/Loss	Est Annual Income Accrued Interest	Yield
US Fixed Income							
FEDERAL NATL MTG ASSN GTD REMIC PASS THRU TR REMIC TR 2004-17 CL-LC 3.75% DUE 01/25/2034 31393X-B6-3	105.55	7,254.41	7,657.25	6,329.46	1,327.79	272.04 22.67	1.70%
GNMA 2004-101 CL GE 5.500% 11/20/2034 DTD 11/30/2004 38374J-C8-7	114.42	25,000.00	28,605.25	28,394.53	210.72	1,375.00 114.58	2.31%
FEDERAL HOME LN MTG CORP MULTICLASS MTG PARTN CTFS GTD SER 3034 CL EH 5.50% DUE 12/15/2034 31396A-J6-2	102.74	1,220.59	1,254.08	1,217.74	36.34	67.13 5.59	0.74%
FEDERAL HOME LN MTG CORP MULTICLASS MTG PARTN CTFS GTD SER 2973 CL 2973-EB 5.50% DUE 04/15/2035 31395T-XY-5	110.14	4,776.65	5,260.95	4,706.49	554.46	262.71 21.89	1.52%
FANNIE MAE 5.50% SER 2005-68 CL PG AUG 25 2035 DTD 07/01/2005 31394E-7B-8	113.12	18,701.70	21,156.11	20,408.23	747.88	1,028.59 85.71	1.85%
GNMA SER 2006-33 CL PK 6% JUL 20 2036 DTD 07/01/2006 38374D-FX-2 NR /NR	113.61	17,652.46	20,054.78	19,638.38	416.40	1,059.14 88.26	1.95%
GNMA 2010-23 CL AM 4.500% 10/20/2036 DTD 02/26/2010 38376V-H5-9	101.78	23,255.24	23,669.88	24,301.73	(631.85)	1,046.48 87.21	0.80%
GOVERNMENT NATIONAL MORTGAGE ASSOCIATION II SER 2007-24 CL KD 5.5% NOV 20 2036 DTD 05/01/2007 38375J-4T-9	106.57	25,000.00	26,643.00	29,195.31	(2,552.31)	1,375.00 114.58	1.14%



LUCY & EMILY BEASLEY CHARITABLE TR ACCT. X15913589
For the Period 9/1/15 to 9/30/15

	Price	Quantity	Value	Adjusted Tax Cost Original Cost	Unrealized Gain/Loss	Est Annual Income Accrued Interest	Yield
US Fixed Income							
FREDDIE MAC							
SER 3329 CL BE 5 5% JUN 15 2037	109.76	3,250.34	3,567.70	3,540.85	26.85	178.76 14.90	1.48%
DTD 06/01/2007							
31397H-XM-5							
GNMA II 2009-55 CL NP							
4 500% 02/20/2038 DTD 07/01/2009	106.39	5,597.66	5,955.57	5,807.55	148.02	251.89 20.99	1.41%
38374V-NF-2							
FHLMC							
SER 3662 CL PJ 5% APR 15 2040	108.13	24,827.97	26,845.24	27,978.02	(1,132.78)	1,241.39 103.43	1.59%
DTD 04/01/2010							
31398V-RS-7							
21ST CENTY FOX AMER INC							
6 900% 10/17/2096 DTD 04/01/2015	115.26	5,000.00	5,762.75	6,071.15	(308.40)	345.00 15.33	5.98%
90131H-AN-5 BBB /BAA							
Total US Fixed Income			\$2,456,467.78	\$2,425,963.98 \$2,417,485.92	\$28,610.01	\$93,005.53 \$16,868.92	1.75%
Non-US Fixed Income							
ROYAL BANK OF CANADA							
1 2% SEP 19 2017	99.76	4,000.00	3,990.40	3,999.60	(9.20)	48.00 1.60	1.32%
DTD 09/19/2012							
78011D-AC-8 NR /AAA							



LUCY & EMILY BEASLEY CHARITABLE TR ACCT. X15913589
For the Period 9/1/15 to 9/30/15

Portfolio Activity Summary

Transactions	Current Period Value	Year-To-Date Value*
Beginning Cash Balance	298,940.10	--
INFLOWS		
Income	11,339.98	207,044.41
Contributions	200,000.00	500,000.00
Total Inflows	\$211,339.98	\$707,044.41
OUTFLOWS		
Withdrawals	(571,000.00)	(985,715.15)
Fees & Commissions	(4,937.62)	(62,239.54)
Tax Payments		(8,644.46)
Interest Purchased	(69.51)	(482.03)
Total Outflows	(\$576,007.13)	(\$1,057,081.18)
TRADE ACTIVITY		
Settled Sales/Maturities/Redemptions	258,753.49	3,088,831.66
Settled Securities Purchased	(104,892.28)	(2,890,436.01)
Total Trade Activity	\$153,861.21	\$198,395.65
Ending Cash Balance	\$88,134.16	--

* Year to date information is calculated on a fiscal year basis, beginning Oct 1, 2014

Securities Transferred In/Out

Securities Transferred Out	Current Period Value	Year-To-Date Value*
		(11,452.67)

Cost Adjustments

Cost Adjustments	Current Period Value	Year-To-Date Value*
Accretion	124.42	1,506.00
Cost Adjustments		(1,466.84)
Total Cost Adjustments	\$124.42	\$39.16



LUCY & EMILY BEASLEY CHARITABLE TR ACCT. X15913589
For the Period 9/1/15 to 9/30/15

Portfolio Activity Detail

INFLOWS & OUTFLOWS

Settle Date	Type	Selection Method	Description	Quantity Cost	Per Unit Amount	Amount
9/1	Corporate Interest		CBS CORP 3 3/8% MAR 01 2022 DTD 03/02/2012 (ID 124857-AG-8)	5,000,000	0.017	84,38
9/1	Foreign Interest		DEUTSCHE BANK AG LONDON 6% SEP 01 2017 DTD 08/29/2007 (ID 25152C-MN-3)	5,000,000	0.03	150,00
9/1	Corporate Interest		DIRECTV HLDG FIN INC 5% MAR 01 2021 DTD 03/10/2011 (ID: 25459H-BA-2)	5,000,000	0.025	125,00
9/1	Corporate Interest		HONEYWELL INTERNATIONAL 5 3% MAR 01 2018 DTD 02/29/2008 (ID 438516-AX-4)	5,000,000	0.027	132,50
9/1	Corporate Interest		WASTE MANAGEMENT INC 4 6% MAR 01 2021 DTD 02/28/2011 (ID. 941063-AQ-2)	5,000,000	0.023	115,00
9/1	Corporate Interest		21ST CENTY FOX AMER INC 6 900% 10/17/2096 DTD 04/01/2015 (ID 90131H-AN-5)	5,000,000	0.035	172,50
9/1	Div Domestic		WELLS FARGO & CO @ 0.375 PER SHARE (ID. 949746-10-1)	625,000	0.375	234,38
9/1	Interest Income		DEPOSIT SWEEP INTEREST FOR 08/01/15 - 08/31/15 @ .03% RATE ON AVG COLLECTED BALANCE OF \$319,330.34 AS OF 09/01/15			8.13
9/1	Interest Income		DEPOSIT SWEEP INTEREST FOR 08/01/15 - 08/31/15 @ .03% RATE ON AVG COLLECTED BALANCE OF \$28,706.64 AS OF 09/01/15			0.73
9/1	Div Domestic		EQT CORPORATION @ 0.03 PER SHARE (ID 26884L-10-9)	78,000	0.03	2.34
9/1	Div Domestic		PHILLIPS 66 @ 0.56 PER SHARE (ID 718546-10-4)	97,000	0.56	54.32

J.P.Morgan



LUCY & EMILY BEASLEY CHARITABLE TR ACCT. X15913589
For the Period 9/1/15 to 9/30/15

Settle Date	Type Selection Method	Description	Quantity Cost	Per Unit Amount	Amount
Income					
9/2	Div Domestic	PFIZER INC @ 0.28 PER SHARE (ID 717081-10-3)	577 000	0.28	161.56
9/2	Div Domestic	PIMCO UNCONSTRAINED BOND-P 08/31/15 INCOME DIVIDEND @ 0.041 PER SHARE AS OF 08/31/15 (ID 72201M-45-3)	14,423.417	0.031	445.57
9/3	Div Domestic	TJX COMPANIES INC @ 0.21 PER SHARE (ID 872540-10-9)	106.000	0.21	22.26
9/4	Div Domestic	PACCAR INC @ 0.24 PER SHARE (ID 693718-10-8)	180.000	0.24	43.20
9/4	Foreign Dividend	INVESCO LTD @ 0.27 PER SHARE (ID: G491BT-10-8)	164.000	0.27	44.28
9/8	Div Domestic	JOHNSON & JOHNSON @ 0.75 PER SHARE (ID 478160-10-4)	59.000	0.75	44.25
9/10	Div Domestic	EXXON MOBIL CORP @ 0.73 PER SHARE (ID 30231G-10-2)	85.000	0.73	62.05
9/10	Div Domestic	ELI LILLY & CO @ 0.50 PER SHARE (ID 532457-10-8)	179.000	0.50	89.50
9/10	Div Domestic	UNITED TECHNOLOGIES CORP @ 0.64 PER SHARE (ID: 913017-10-9)	161.000	0.64	103.04
9/10	Div Domestic	CHEVRON CORP @ 1.07 PER SHARE (ID 166764-10-0)	65.000	1.07	69.55
9/10	Div Domestic	HONEYWELL INTERNATIONAL INC @ 0.5175 PER SHARE (ID 438516-10-6)	231.000	0.517	119.54
9/10	Div Domestic	MICROSOFT CORP @ 0.31 PER SHARE (ID: 594918-10-4)	625.000	0.31	193.75
9/11	Div Domestic	METLIFE INC @ 0.375 PER SHARE (ID 59156R-10-8)	226.000	0.375	84.75
9/11	Div Domestic	E I DU PONT DE NEMOURS & CO @ 0.38 PER SHARE (ID 263534-10-9)	159.000	0.38	60.42
9/11	Foreign Dividend	CARNIVAL CORPORATION @ 0.30 PER SHARE (ID: 143658-30-0)	157.000	0.30	47.10



LUCY & EMILY BEASLEY CHARITABLE TR ACCT. X15913589
For the Period 9/1/15 to 9/30/15

Settle Date	Type Selection Method	Description	Quantity Cost	Per Unit Amount	Amount
Income					
9/11	Foreign Dividend	TE CONNECTIVITY LTD @ 0.33 PER SHARE (ID: H84989-10-4)	118 000	0.33	38.94
9/11	Foreign Interest	BP CAPITAL MARKETS PLC 4.742% MAR 11 2021 DTD 03/11/2011 (ID: 05565Q-BR-8)	5,000 000	0.024	118.55
9/11	Foreign Interest	BANK OF MONTREAL MTN 1.4% SEP 11 2017 DTD 09/11/2012 (ID: 06366R-HA-6)	5,000 000	0.007	35.00
9/11	Corporate Interest	SUNTRUST BANKS SR NOTES 6% SEP 11 2017 DTD 09/10/2007 (ID: 867914-AZ-6)	5,000 000	0.03	150.00
9/14	Div Domestic	BROADCOM CORP CL A @ 0.14 PER SHARE (ID: 111320-10-7)	155 000	0.14	21.70
9/15	Corporate Interest	FHLMC GOLD C76970 5.5% 02/01/33 (ID: 31288F-W7-5)	426 210	0.005	1.95
9/15	Corporate Interest	FHLMC GOLD C01435 6% 12/01/32 (ID: 31292H-SY-1)	3,281.920	0.005	16.41
9/15	Corporate Interest	FHLMC GOLD B17378 4.5% 12/01/19 (ID: 312970-FT-8)	2,669 500	0.004	10.01
9/15	Corporate Interest	FHLMC GOLD 6.5% 06/01/22 (ID: 31335H-TJ-2)	17,880 780	0.005	96.85
9/15	Corporate Interest	FHLMC GOLD C90580 6% 09/01/22 (ID: 31335H-JD-3)	12,162 840	0.005	60.81
9/15	Corporate Interest	GNMA 462816 7% 06/15/28 (ID: 36208W-DV-2)	636.820	0.006	3.71
9/15	Div Domestic	L-3 COMMUNICATIONS HOLDINGS INC @ 0.65 PER SHARE (ID: 502424-10-4)	79 000	0.65	51.35
9/15	Div Domestic	THE HERSHEY COMPANY @ 0.583 PER SHARE (ID: 427866-10-8)	43 000	0.583	25.07
9/15	Div Domestic	NEXTERA ENERGY INC @ 0.77 PER SHARE (ID: 65339F-10-1)	99 000	0.77	76.23
9/15	Div Domestic	TIME WARNER INC NEW @ 0.35 PER SHARE (ID: 887317-30-3)	327 000	0.35	114.45



LUCY & EMILY BEASLEY CHARITABLE TR ACCT. X15913589
For the Period 9/1/15 to 9/30/15

Settle Date	Type Selection Method	Description	Quantity Cost	Per Unit Amount	Amount
Income					
9/15	Corporate Interest	ANADARKO PETROLEUM CORP NOTES 8 7% MAR 15 2019 DTD 03/05/2009 (ID 032511-BC-0)	5,000 000	0 044	217 50
9/15	Corporate Interest	ATOMS ENERGY CORP 8 1/2% MAR 15 2019 DTD 03/26/2009 (ID 049560-AJ-4)	5,000 000	0 043	212 50
9/15	Corporate Interest	BURLINGTN NORTH SANTA FE 3.05% MAR 15 2022 DTD 03/02/2012 (ID 12189L-AH-4)	5,000,000	0 015	76 25
9/15	Corporate Interest	CME GROUP INC 3% SEP 15 2022 DTD 09/10/2012 (ID 12572Q-AE-5)	5,000 000	0 015	75 00
9/15	Corporate Interest	CARDINAL HEALTH INC 3 200% 03/15/2023 DTD 02/22/2013 (ID. 14149Y-AY-4)	5,000 000	0 016	80 00
9/15	Corporate Interest	CONAGRA FOODS INC 3 25% SEP 15 2022 DTD 09/13/2012 (ID 205887-BJ-0)	5,000 000	0 016	81 25
9/15	Corporate Interest	FHLMC SER 3710 CL GB 4% AUG 15 2025 DTD 08/01/2010 (ID 3137A1-LY-7)	25,000,000	0.003	83.33
9/15	Corporate Interest	FLUOR CORP (NEW) 3 3/8% SEP 15 2021 DTD 09/13/2011 (ID 343412-AB-8)	10,000,000	0 017	168 75
9/15	Corporate Interest	GENERAL ELEC CAP CORP MEDIUM TERM NOTES 5 5/8% SEP 15 2017 DTD 09/24/2007 (ID 36962G-3H-5)	15,000 000	0 028	421 88
9/15	Corporate Interest	INTUIT INC 5 3/4% MAR 15 2017 DTD 3/12/2007 (ID 461202-AB-9)	5,000 000	0 029	143 75
9/15	Corporate Interest	MIDAMERICAN ENERGY CO 5 3% MAR 15 2018 DTD 03/25/2008 (ID 595620-AH-8)	10,000 000	0 027	265 00
9/15	Corporate Interest	PACCAR FINANCIAL CORP MTN 1 6% MAR 15 2017 DTD 03/06/2012 (ID. 69371R-K5-4)	4,000 000	0.008	32.00
9/15	Corporate Interest	TOYOTA MOTOR CREDIT CORP MTN 3 4% SEP 15 2021 DTD 09/15/2011 (ID 89233P-5F-9)	5,000 000	0 017	85 00



LUCY & EMILY BEASLEY CHARITABLE TR ACCT. X15913589
For the Period 9/1/15 to 9/30/15

Settle Date	Type Selection Method	Description	Quantity Cost	Per Unit Amount	Amount
9/15	Corporate Interest	VERIZON COMMUNICATIONS 5 150% 09/15/2023 DTD 09/18/2013 (ID 92343V-BR-4)	10,000 000	0 026	257 50
9/15	Corporate Interest	FHLMC SER 2075 CL PM 6 25% AUG 15 2028 DTD 08/01/1998 (ID 3133TG-CK-3)	16,507 040	0 005	85 97
9/15	Corporate Interest	FHLMC 2003-2130 CL QS REMIC 6 000% 03/15/2029 DTD 03/30/1999 (ID: 3133TJ-P5-6)	15,882 720	0 005	79 41
9/15	Corporate Interest	FEDERAL HOME LN MTG CORP MULTICLASS MTG PARTN CTFS GTD SER 1591 CL 1591-PK 6 350% DUE 10/15/2023 (ID 3133T1-VW-9)	3,869 690	0 005	20 48
9/15	Corporate Interest	FHLMC REMIC 2569 CL LD 5 500% 02/15/2033 DTD 02/01/2003 (ID 31393K-DS-1)	14,082 750	0 005	64 55
9/15	Corporate Interest	FHLMC MULTICLASS MTG PARTN CTFS GTD SER 2624 CL QH 5 000% 06/15/2033 DTD 06/01/2003 (ID 31393R-J9-2)	14,074 570	0 004	58 64
9/15	Corporate Interest	FHLMC 2638 CL MJ 5.000% 07/15/2033 DTD 07/30/2003 (ID 31393W-ZN-2)	39,160 180	0 004	163 17
9/15	Corporate Interest	FREDDIE MAC 4 5% SER 2717 CL AE 4 5% DEC 15 2033 DTD 12/01/2003 (ID 31394M-ZG-8)	10,229 130	0 004	38 36
9/15	Corporate Interest	FEDERAL HOME LN MTG CORP MULTICLASS MTG PARTN CTFS GTD SER 2744 CL 2744-TU 5 50% DUE 05/15/2032 (ID: 31394P-RU-9)	4,075 420	0 005	18 68
9/15	Corporate Interest	FEDERAL HOME LN MTG CORP MULTICLASS MTG PARTN CTFS GTD SER 2798 CL JL 4 50% DUE 05/15/2019 (ID 31394X-Y2-6)	6,542 500	0 004	24 53
9/15	Corporate Interest	FREDDIE MAC SER 2835 CL HB 5.5% AUG 15 2024 DTD 08/01/2004 (ID 31395E-YP-6)	13,683 330	0 005	62 72
9/15	Corporate Interest	FHLMC SER 2886 CL BE 4 500% 11/15/2019 DTD 11/01/2004 (ID 31395H-ZF-0)	17,350 450	0 004	65 06



LUCY & EMILY BEASLEY CHARITABLE TR ACCT X15913589
For the Period 9/1/15 to 9/30/15

Settle Date	Type Selection Method	Description	Quantity Cost	Per Unit Amount	Amount
Income					
9/15	Corporate Interest	FEDERAL HOME LN MTG CORP MULTICLASS MTG PARTN CTFS GTD SER 2973 CL 2973-EB 5 50% DUE 04/15/2035 (ID: 31395T-XY-5)	4,904 130	0 005	22 48
9/15	Corporate Interest	FEDERAL HOME LN MTG CORP MULTICLASS MTG PARTN CTFS GTD SER 3034 CL EH 5 50% DUE 12/15/2034 (ID: 31396A-J6-2)	1,295 980	0 005	5 94
9/15	Corporate Interest	FHLMC SER 3132 5 5% 03/15/2026 DTD 03/01/2006 (ID: 31396J-HP-3)	15,255 640	0 005	69 92
9/15	Corporate Interest	FREDDIE MAC SER 3329 CL BE 5 5% JUN 15 2037 DTD 06/01/2007 (ID: 31397H-XM-5)	3,391 910	0 005	15 55
9/15	Corporate Interest	FHLMC SER 3662 CL PJ 5% APR 15 2040 DTD 04/01/2010 (ID: 31398V-RS-7)	25,000 000	0 004	104 17
9/15	Corporate Interest	FORD CREDIT AUTO OWNER TRUST 2013-D CL A3 0.670% 04/15/2018 DTD 11/26/2013 (ID: 34530G-AD-4)	24,723 240	0 001	13 80
9/16	Corporate Interest	HONDA AUTO RECEIVABLES OWNER TRUST 2013-2 CL A3 0.530% 02/16/2017 DTD 04/24/2013 (ID: 43814E-AC-9)	8,257 980		3 65
9/17	Foreign Interest	MANULIFE FINANCIAL CORP 4 9% SEP 17 2020 DTD 09/17/2010 (ID: 56501R-AB-2)	5,000 000	0 025	122 50
9/17	Div Domestic	HOME DEPOT INC @ 0 59 PER SHARE (ID: 437076-10-2)	179 000	0 59	105 61
9/17	Div Domestic	THE MOSAIC COMPANY NEW @ 0 275 PER SHARE (ID: 61945C-10-3)	158 000	0 275	43 45
9/17	Interest Income	FANNIE MAE SER 1998-37 CL VZ 6% JUN 17 2028 DTD 06/01/1998 (ID: 31359T-6P-8)	4,954 080	0 005	24 77
9/18	Interest Income	FNMA 6 5% 04/18/28 (ID: 31359T-CU-0)	7,287 520	0 005	39 47



LUCY & EMILY BEASLEY CHARITABLE TR ACCT. X15913589
For the Period 9/1/15 to 9/30/15

Settle Date	Type Selection Method	Description	Quantity Cost	Per Unit Amount	Amount
Income					
9/18	Corporate Interest	BLACKROCK INC 3 500% 03/18/2024 DTD 03/18/2014 (ID 09247X-AL-5)	5,000 000	0 018	87 50
9/18	Div Domestic	CHEMOURS COMPANY CASH DIVIDEND FROM FRACTIONAL SHARES (ID 163851-10-8)	0 200	0 55	0 11
9/18	Corporate Interest	DOW CHEMICAL COMPANY NON-TRADEABLE ASSET CORP ACTIONS CONTRA 5 7% MAY 15 2018 DTD 05/06/2008 HOLDERS RECEIVE \$1064.03 IN TENDER PROCEEDS, PLUS \$50.00 CONSENT FEE, PLUS \$19.316667 IN ACCRUED INTEREST PER \$1,000 PRINCIPAL AMOUNT HELD OF CUSIP 260543BV4. (ID. 26099A-AY-0)	2,000,000	0 019	38 63
9/18	Corporate Interest	FEDERAL NATIONAL MORTGAGE ASSN GTD REMIC PASS THRU CTF REMIC TRUST SER 1997-11 CL E 7% MAR 18 2027 DTD 2/1/97 (ID 31359N-TJ-0)	50,367 890	0 006	293 81
9/21	Corporate Interest	AMERICAN EXPRESS SR NOTES 7% MAR 19 2018 DTD 03/19/2008 (ID 025816-AY-5)	5,000 000	0 035	175 00
9/21	Foreign Interest	ROYAL BANK OF CANADA 1 2% SEP 19 2017 DTD 09/19/2012 (ID 78011D-AC-8)	4,000 000	0 006	24 00
9/21	Corporate Interest	EATON CORP 6 95% MAR 20 2019 DTD 3/16/2009 (ID 278058-DH-2)	5,000 000	0 035	173 75
9/21	Corporate Interest	GNMA 2004-101 CL GE 5.500% 11/20/2034 DTD 11/30/2004 (ID 38374J-C8-7)	25,000 000	0 005	114 58
9/21	Corporate Interest	GOVERNMENT NATIONAL MORTGAGE ASSOCIATION II SER 2007-24 CL KD 5 5% NOV 20 2036 DTD 05/01/2007 (ID 38375J-4T-9)	25,000 000	0 005	114 58
9/21	Corporate Interest	GNMA SER 2006-33 CL PK 6% JUL 20 2036 DTD 07/01/2006 (ID 38374D-FX-2)	17,851 840	0 005	89 26
9/21	Corporate Interest	GNMA II 2009-55 CL NP 4 500% 02/20/2038 DTD 07/01/2009 (ID 38374V-NF-2)	5,735 960	0 004	21 51



LUCY & EMILY BEASLEY CHARITABLE TR ACCT. X15913589
For the Period 9/1/15 to 9/30/15

Settle Date	Type Selection Method	Description	Quantity Cost	Per Unit Amount	Amount
Income					
9/21	Corporate Interest	GNMA 2010-23 CL AM 4 500% 10/20/2036 DTD 02/26/2010 (ID 38376V-H5-9)	25,000,000	0.004	93.75
9/22	Div Domestic	BLACKROCK INC @ 2 18 PER SHARE (ID 09247X-10-1)	21,000	2.18	45.78
9/22	Corporate Interest	MORGAN STANLEY 4 3/4% MAR 22 2017 DTD 03/22/2012 (ID. 61747Y-DT-9)	20,000,000	0.024	475.00
9/22	Div Domestic	UNITEDHEALTH GROUP INC @ 0 50 PER SHARE (ID 91324P-10-2)	158,000	0.50	79.00
9/23	Div Domestic	ANADARKO PETROLEUM CORP @ 0.27 PER SHARE (ID 032511-10-7)	156,000	0.27	42.12
9/24	Corporate Interest	KEYCORP MTN 5 1% MAR 24 2021 DTD 03/24/2011 (ID 49326E-ED-1)	5,000,000	0.026	127.50
9/25	Corporate Interest	FNMA 7 5% 07/25/22 (ID 31358P-HT-7)	15,331,812	0.006	95.82
9/25	Corporate Interest	FNMA 252211 6% 01/01/29 (ID 31371H-DQ-8)	14,844,750	0.005	74.22
9/25	Corporate Interest	FNMA 254915 4 5% 09/01/23 (ID 31371L-DU-0)	10,868,985	0.004	40.76
9/25	Corporate Interest	FNMA 256556 6% 01/01/27 (ID 31371M-SR-4)	11,037,371	0.005	55.19
9/25	Corporate Interest	FNMA 630225 6.5% 03/01/32 (ID 31389N-D6-9)	1,224,070	0.005	6.63
9/25	Corporate Interest	FNMA 688980 5.5% 05/01/33 (ID: 31400J-M5-5)	4,371,640	0.005	20.04
9/25	Corporate Interest	FNMA 697953 4.5% 01/01/19 (ID 31400U-MA-9)	1,151,880	0.004	4.32
9/25	Corporate Interest	FNMA 745562 5.5% 04/01/21 (ID. 31403D-JF-7)	9,194,100	0.005	42.14
9/25	Corporate Interest	FNMA 756207 5% 12/01/33 (ID 31403S-DL-7)	4,209,670	0.004	17.54
9/25	Corporate Interest	FNMA 767298 5.5% 01/01/34 (ID 31404F-NP-4)	7,597,490	0.005	34.82
9/25	Corporate Interest	FNMA 790734 5% 09/01/19 (ID: 31405J-PT-5)	3,502,920	0.004	14.60
9/25	Corporate Interest	FNMA 805119 5 5% 01/01/20 (ID: 31406B-PC-8)	4,401,800	0.005	20.17
9/25	Corporate Interest	FNMA 822435 4 5% 04/01/20 (ID 31406W-V4-3)	3,680,210	0.004	13.80



LUCY & EMILY BEASLEY CHARITABLE TR ACCT. X15913589
For the Period 9/1/15 to 9/30/15

Settle Date	Type Selection Method	Description	Quantity Cost	Per Unit Amount	Amount
Income					
9/25	Corporate Interest	FNMA 888104 5% 05/01/21 (ID 31410F-U5-2)	11,632 110	0 004	48 47
9/25	Corporate Interest	FNMA 888656 6 5% 04/01/25 (ID 31410G-H9-7)	6,396 480	0 005	34 65
9/25	Corporate Interest	FNMA 889735 5 5% 07/01/23 (ID. 31410K-PU-2)	10,831 330	0 005	49.64
9/25	Corporate Interest	FNMA 995656 7% 06/01/33 (ID 31416C-BZ-8)	18,482 290	0 006	107 81
9/25	Corporate Interest	FNMA 2003-85 CL QD 5 500% 09/25/2033 DTD 08/29/2003 (ID 31393E-X8-7)	32,000 000	0 005	146 67
9/25	Div Domestic	BANK OF AMERICA CORP @ 0 05 PER SHARE (ID 060505-10-4)	1,335 000	0 05	66.75
9/25	Interest Income	FEDERAL NATL MTG ASSN GTD REMIC PASS THRU CTF REMIC TR 1992-G61 CL Z 7 00% DUE 10/25/2022 (ID 31358Q-W2-7)	5,910 950	0 006	34 48
9/25	Corporate Interest	FNMA GTD REMIC PASS THRU CTF REMIC TRUST 1993-149 CL M 7% AUG 25 2023 DTD 8/1/93 (ID 31359B-6U-6)	20,027 350	0 006	116 83
9/25	Corporate Interest	FEDERAL NATL MTG ASSN GTD REMIC PASS THRU CTF REMIC TR 2002-5 CL-B DUE 5 50% DUE 02/25/2017 (ID 31392B-SV-9)	695.300	0 005	3 19
9/25	Interest Income	FEDERAL NATL MTG ASSN GTD REMIC PASS THRU CTF REMIC TR 2002-62 CL-ZE 5 50% DUE 11/25/2017 (ID 31392E-2R-0)	3,896 447	0 005	17 86
9/25	Corporate Interest	FEDERAL NATL MTG ASSN GTD REMIC PASS THRU CTF REMIC TR 2002-71 CL-UC 5 00% DUE 11/25/2017 (ID. 31392F-DQ-7)	2,214 020	0 004	9 23
9/25	Interest Income	FNMA SER 2003-20 CL MZ 5 75% MAR 25 2033 DTD 02/01/2003 (ID. 31392J-TL-3)	28,511 065	0 005	136 62



LUCY & EMILY BEASLEY CHARITABLE TR ACCT. X15913589
For the Period 9/1/15 to 9/30/15

Settle Date	Type Selection Method	Description	Quantity Cost	Per Unit Amount	Amount
Income					
9/25	Corporate Interest	FEDERAL NATL MTG ASSN GTD REMIC PASS THRU CTF REMIC TR 2003-28 CL 28-TC 5 50% DUE 04/25/2023 (ID 31393A-FD-4)	12,725,490	0.005	58,33
9/25	Corporate Interest	FNMA REMIC TRUST 2003-32 CL-NG 5 00% 05/25/2018 DTD 04/01/2003 (ID 31393B-PC-3)	10,186,880	0.004	42,45
9/25	Corporate Interest	FEDERAL NATL MTG ASSN GTD REMIC PASS THRU TR REMIC TR 2003-46 CL-HB 4.00% DUE 06/25/23 (ID 31393C-ZH-9)	298,260	0.003	0,99
9/25	Corporate Interest	FEDERAL NATL MTG ASSN GTD REMIC PASS THRU TR REMIC TR 2004-17 CL-LC 3 75% DUE 01/25/2034 (ID 31393X-B6-3)	7,358,930	0.003	23,00
9/25	Interest Income	FANNIE MAE SER 2004-45 CL ZL 6% OCT 15 2032 DTD 05/01/2004 (ID 31393Y-YL-3)	9,145,581	0.005	45,73
9/25	Corporate Interest	FEDERAL NATL MTG ASSN GTD REMIC PASS THRU TR REMIC TR 2005-1 CL-GE 5 00% DUE 07/25/2033 (ID 31394C-FT-4)	875,210	0.004	3,65
9/25	Corporate Interest	FANNIE MAE 5 50% SER 2005-68 CL PG AUG 25 2035 DTD 07/01/2005 (ID 31394E-7B-8)	19,118,480	0.005	87,63
9/25	Corporate Interest	FNMA 2005-121 CL DY 5 500% 01/25/2026 DTD 12/01/2005 (ID 31394V-AL-4)	28,773,940	0.005	131,88
9/25	Interest Income	FNMA SER 2003-64 CL ZC 5% JUL 25 2033 DTD 06/01/2003 (ID 31393D-KE-0)	32,963,860	0.004	137,35
9/29	Div Domestic	JPM MID CAP EQ FD - SEL FUND 689 @ 0.00666 PER SHARE (ID 4812A1-26-6)	1,685,169	0.007	11,22
9/29	Div Domestic	GENERAL MOTORS CO @ 0 36 PER SHARE (ID 37045V-10-0)	319,000	0.36	114,84
9/29	Div Domestic	GILEAD SCIENCES INC @ 0 43 PER SHARE (ID 375558-10-3)	93,000	0.43	39,99



LUCY & EMILY BEASLEY CHARITABLE TR ACCT. X15913589
For the Period 9/1/15 to 9/30/15

Settle Date	Type Selection Method	Description	Quantity Cost	Per Unit Amount	Amount
Income					
9/30	Div Domestic	UNION PACIFIC CORP @ 0.55 PER SHARE (ID: 907818-10-8)	75,000	0.55	41,250
9/30	Div Domestic	MARTIN MARIETTA MATERIALS INC @ 0.40 PER SHARE (ID: 573284-10-6)	34,000	0.40	13,600
9/30	Corporate Interest	AON CORP SR NOTES 3 1/2% SEP 30 2015 DTD 09/10/2010 (ID: 037389-AV-5)	2,000,000	0.018	35,000
9/30	Foreign Interest	POTASH CORP-SASKATCHEWAN 4.875% 03/30/2020 DTD 09/28/2009 (ID: 73755L-AH-0)	5,000,000	0.024	121,880
9/30	Div Domestic	PEPSICO INC @ 0.7025 PER SHARE (ID: 713448-10-8)	88,000	0.703	61,820
9/30	Div Domestic	LAM RESEARCH CORP @ 0.30 PER SHARE (ID: 512807-10-8)	179,000	0.30	53,700
9/30	Div Domestic	FIDELITY NATIONAL INFORMATION SERVICES @ 0.26 PER SHARE (ID: 31620M-10-6)	154,000	0.26	40,040
9/30	Foreign Dividend	AVAGO TECHNOLOGIES LTD @ 0.42 PER SHARE (ID: Y0486S-10-4)	211,000	0.42	88,620
9/30	Accrued Int Recd	GENERAL ELEC CAP CORP MEDIUM TERM NOTES 5.5/8% SEP 15 2017 DTD 09/24/2007 (ID: 36962G-3H-5)	15,000,000	0.002	35,160
Total Income					\$11,339.98

Settle Date	Type Selection Method	Description	Quantity Cost	Amount
Contributions				
9/17	Misc Receipt	TO BALANCE LEDGER ACCOUNT		200,000.00



LUCY & EMILY BEASLEY CHARITABLE TR ACCT. X15913589
 For the Period 9/1/15 to 9/30/15

Settle Date	Type	Selection Method	Description	Quantity	Cost	Amount
Miscellaneous Credits						
9/11	Name Change		DOW CHEMICAL COMPANY 5.7% MAY 15 2018 DTD 05/06/2008 TO CORPORATE ACTION CONTRA (ID 260543-BV-4)	(2,000.000)	(2,207.76)	
9/11	Name Change		DOW CHEMICAL COMPANY NON-TRADEABLE ASSET CORP ACTIONS CONTRA 5.7% MAY 15 2018 DTD 05/06/2008 FROM CORPORATE ACTION CONTRA (ID 26099A-AY-0)	2,000.000	2,207.76	
9/21	Memo Entry		FEE CHARGED TO ACCOUNT V15913003 JPMORGAN CHASE INVESTMENT MANAGEMENT FEE FOR THE PERIOD 08-01-2015 TO 08-31-2015 FEE COLLECTED FOR ACCOUNT V15913300			
Total Miscellaneous Credits						\$0.00

Settle Date	Type	Selection Method	Description	Quantity	Cost	Amount
Withdrawals						
9/17	Misc Disbursement		TO BALANCE LEDGER ACCOUNT			(200,000.00)
9/17	Misc Disbursement		PAID ACCESS AS REQUESTED TREASURERS CHECK NO 3616801			(40,000.00)
9/17	Misc Disbursement		PAID THE AKRON BOARD OF EDUCATION AS REQUESTED TREASURERS CHECK NO 3616802			(1,000.00)
9/17	Misc Disbursement		PAID AKRON ROTARY FOUNDATION AS REQUESTED TREASURERS CHECK NO 3616803			(40,000.00)
9/17	Misc Disbursement		PAID AKRON ZOO AS REQUESTED TREASURERS CHECK NO 3616804			(9,000.00)
9/17	Misc Disbursement		PAID PROJECT LEARN OF SUMMIT COUNTY AS REQUESTED TREASURERS CHECK NO 3616805			(1,000.00)



LUCY & EMILY BEASLEY CHARITABLE TR ACCT. X15913589
For the Period 9/1/15 to 9/30/15

Settle Date	Type Selection Method	Description	Quantity Cost	Amount
Withdrawals				
9/17	Misc Disbursement	PAID ARDMORE FOUNDATION INC AS REQUESTED TREASURERS CHECK NO 3616806		(5,000 00)
9/17	Misc Disbursement	PAID BATTERED WOMENS SHELTER AS REQUESTED TREASURERS CHECK NO. 3616807		(20,000 00)
9/17	Misc Disbursement	PAID BELMONT UNIVERSITY AS REQUESTED TREASURERS CHECK NO 3616808		(3,000 00)
9/17	Misc Disbursement	PAID BOYS AND GIRLS CLUBS OF THE AS REQUESTED TREASURERS CHECK NO 3616809		(40,000 00)
9/17	Misc Disbursement	PAID BROKEN CHAINS MINISTRY AS REQUESTED TREASURERS CHECK NO. 3616810		(10,000 00)
9/17	Misc Disbursement	PAID CUMBERLAND COLLEGE AS REQUESTED TREASURERS CHECK NO 3616811		(50,000 00)
9/17	Misc Disbursement	PAID GENNESARET AS REQUESTED TREASURERS CHECK NO 3616812		(25,000 00)
9/17	Misc Disbursement	PAID HAVEN OF REST AS REQUESTED TREASURERS CHECK NO 3616813		(15,000 00)
9/17	Misc Disbursement	PAID H M LIFE OPPORTUNITY SERVICES AS REQUESTED TREASURERS CHECK NO. 3616814		(20,000 00)
9/17	Misc Disbursement	PAID HUMANE SOCIETY OF GREATER AS REQUESTED TREASURERS CHECK NO 3616815		(3,000 00)
9/17	Misc Disbursement	PAID OPEN M AS REQUESTED TREASURERS CHECK NO 3616816		(35,000 00)
9/17	Misc Disbursement	PAID AKRON SUMMIT COUNTY PUBLIC AS REQUESTED TREASURERS CHECK NO. 3616817		(1,000.00)
9/17	Misc Disbursement	PAID THE SALVATION ARMY AS REQUESTED TREASURERS CHECK NO 3616818		(50,000 00)



LUCY & EMILY BEASLEY CHARITABLE TR ACCT X15913589
For the Period 9/1/15 to 9/30/15

Settle Date	Type Selection Method	Description	Quantity Cost	Amount
Withdrawals				
9/17	Misc Disbursement	PAID SUMMIT COUNTY COMMUNITY DRUG AS REQUESTED TREASURERS CHECK NO 3616819		(1,000.00)
9/17	Misc Disbursement	PAID VALLEY VIEW BAPTIST CHURCH AS REQUESTED TREASURERS CHECK NO 3616820		(1,000.00)
9/17	Misc Disbursement	PAID WEBB SCHOOL AS REQUESTED TREASURERS CHECK NO 3616821		(1,000.00)
Total Withdrawals				(\$571,000.00)
Fees & Commissions				
9/21	Fees & Commissions	JPMORGAN CHASE INVESTMENT MANAGEMENT FEE FOR THE PERIOD 08-01-2015 TO 08-31-2015		(3,122.00)
9/21	Fees & Commissions	JPMORGAN CHASE INVESTMENT MANAGEMENT FEE FOR THE PERIOD 08-01-2015 TO 08-31-2015 FEE COLLECTED FOR ACCOUNT V15913300		(1,815.62)
Total Fees & Commissions				(\$4,937.62)
Interest Purchased				
9/24	Accrued Int Paid	VERIZON COMMUNICATIONS 3 1/2% NOV 01 2021 DTD 1/03/2011 @ 102 38 MLPFS INC/FIXED INCOME TRADE DATE 09/21/15 (ID 92343V-BC-7)	0.00	(69.51)



LUCY & EMILY BEASLEY CHARITABLE TR ACCT. X15913589
For the Period 9/1/15 to 9/30/15

TRADE ACTIVITY

Note. L indicates Long Term Realized Gain/Loss S indicates Short Term Realized Gain/Loss
 O indicates Ordinary Income Realized Gain
 * Settled transaction was initiated in prior statement period and settled in current statement period
 ** Realized Gain/Loss and tax cost are shown as "N/A" in cases where we do not have appropriate cost information for all tax lots comprising the sale Please contact your J P Morgan team for additional information

Trade Date	Type	Description	Quantity	Per Unit Amount	Proceeds	Tax Cost	Realized Gain/Loss
Settled Sales/Maturities/Redemptions							
8/31 9/1	Sale FIFO	MATTHEWS PACIFIC TIGER FD-IS (ID 577130-83-4)	(7,972.632)	24.44	194,851.13	(178,319.37)	20,846.42 L* (4,314.66) S
9/3 9/3	Cash In Lieu	CHEMOURS COMPANY CASH IN LIEU OF FRACTIONAL SHARES (ID 163851-10-8)	0.200	9.40	1.88		1.88 L
9/9 9/9	Cash In Lieu	TOPBUILD CORP-W/I CASH IN LIEU OF FRACTIONAL SHARES (ID 89055F-10-3)	0.667	30.585	20.40		20.40 L
9/3 9/9	Sale FIFO	E I DU PONT DE NEMOURS & CO @ 50 7344 507 34 BROKERAGE 0 22 DEUTSCHE BANC ALEX BROWN INC (ID 263534-10-9)	(10,000)	50.712	507.12	(632.81)	(125.69) S
9/4 9/10	Sale FIFO	E I DU PONT DE NEMOURS & CO @ 49.6992 49 69 BROKERAGE 0 01 GOLDMAN SACHS & CO (ID: 263534-10-9)	(1,000)	49.68	49.68	(63.28)	(13.60) S
9/4 9/10	Sale FIFO	E I DU PONT DE NEMOURS & CO @ 49 5813 49 58 BROKERAGE 0 01 UBS SECURITIES LLC (ID: 263534-10-9)	(1,000)	49.57	49.57	(63.28)	(13.71) S
9/4 9/10	Sale FIFO	E I DU PONT DE NEMOURS & CO @ 49 0388 147 11 BROKERAGE 0 04 GOLDMAN SACHS & CO. (ID 263534-10-9)	(3,000)	49.023	147.07	(189.84)	(42.77) S
9/4 9/10	Sale FIFO	E I DU PONT DE NEMOURS & CO @ 49 0445 196 17 BROKERAGE 0 06 MORGAN STANLEY & CO LLC (ID 263534-10-9)	(4,000)	49.028	196.11	(253.13)	(57.02) S



LUCY & EMILY BEASLEY CHARITABLE TR ACCT. X15913589
For the Period 9/1/15 to 9/30/15

Trade Date	Type	Description	Quantity	Per Unit Amount	Proceeds	Tax Cost	Realized Gain/Loss
Settle Date	Selection Method						
Settled Sales/Maturities/Redemptions							
9/8 9/11	Sale FIFO	E I DU PONT DE NEMOURS & CO @ 49 4418 49 44 BROKERAGE 0.01 MERRILL LYNCH PIERCE FENNER & SMIT (ID: 263534-10-9)	(1 000)	49 43	49.43	(63.28)	(13 85) S
9/8 9/11	Sale FIFO	E I DU PONT DE NEMOURS & CO @ 49 4305 98 86 BROKERAGE 0.03 KNIGHT EQUITY MARKETS L.P (ID: 263534-10-9)	(2 000)	49 415	98 83	(127 51)	(28 68) S
9/8 9/11	Sale FIFO	E I DU PONT DE NEMOURS & CO @ 49 519 49 51 BROKERAGE 0.01 MERRILL LYNCH PIERCE FENNER & SMIT (ID: 263534-10-9)	(1 000)	49 50	49 50	(64 23)	(14 73) S
9/8 9/11	Sale FIFO	E I DU PONT DE NEMOURS & CO @ 49 5906 49 59 BROKERAGE 0.01 INSTINET (ID: 263534-10-9)	(1 000)	49 58	49 58	(64 23)	(14 65) S
9/8 9/11	Sale FIFO	E I DU PONT DE NEMOURS & CO @ 49 6303 49 63 BROKERAGE 0.01 CREDIT SUISSE FIRST BOSTON LLC (ID: 263534-10-9)	(1 000)	49 62	49 62	(64 23)	(14 61) S
9/8 9/11	Sale FIFO	E I DU PONT DE NEMOURS & CO @ 49 5151 49 51 BROKERAGE 0.01 DEUTSCHE BANC ALEX BROWN INC (ID: 263534-10-9)	(1 000)	49 50	49 50	(64 23)	(14 73) S
9/8 9/11	Sale FIFO	E I DU PONT DE NEMOURS & CO @ 49 4521 49 45 BROKERAGE 0.01 KNIGHT EQUITY MARKETS L P (ID: 263534-10-9)	(1 000)	49 44	49 44	(64 24)	(14 80) S
9/9 9/14	Sale FIFO	E I DU PONT DE NEMOURS & CO @ 49 2686 49 26 BROKERAGE 0.01 SANFORD C. BERNSTEIN & CO INC (SCB (ID: 263534-10-9)	(1,000)	49.25	49.25	(64.23)	(14 98) S
9/9 9/14	Sale FIFO	E I DU PONT DE NEMOURS & CO @ 49 7386 99 47 BROKERAGE 0.03 CITIGROUP GLOBAL MKTS INC (ID: 263534-10-9)	(2 000)	49 72	99 44	(128 47)	(29 03) S
9/9 9/14	Sale FIFO	E I DU PONT DE NEMOURS & CO @ 49 4981 197 99 BROKERAGE 0.06 SJ LEVINSON & SONS LLC (ID: 263534-10-9)	(4 000)	49 483	197 93	(257 63)	(59 70) S



LUCY & EMILY BEASLEY CHARITABLE TR ACCT. X15913589
For the Period 9/1/15 to 9/30/15

Trade Date	Type	Description	Quantity	Per Unit Amount	Proceeds	Tax Cost	Realized Gain/Loss
9/9	Sale	E I DU PONT DE NEMOURS & CO @ 48 8837 48 88	(1.000)	48.87	48.87	(65.22)	(16.35) S
9/14	FIFO	BROKERAGE 0.01 SANFORD C BERNSTEIN & CO INC (SCB (ID: 263534-10-9)					
9/15	Principal Payment	FHLMC GOLD C76970 5.5% 02/01/33 PAYMENT A/C	(24 470)	100.00	24.47	(25.42)	(0.95) L
9/15	Pro Rata	PRINCIPAL (ID: 31288F-W7-5)					
9/15	Principal Payment	FHLMC GOLD C01435 6% 12/01/32 PAYMENT A/C	(80.380)	100.00	80.38	(82.67)	(2.29) L
9/15	Pro Rata	PRINCIPAL (ID: 31292H-SY-1)					
9/15	Principal Payment	FHLMC GOLD B17378 4.5% 12/01/19 PAYMENT A/C	(69 070)	100.00	69.07	(68.88)	0.19 L
9/15	Pro Rata	PRINCIPAL (ID: 312970-FT-8)					
9/15	Principal Payment	FHLMC GOLD 6.5% 06/01/22 PAYMENT A/C PRINCIPAL	(487 730)	100.00	487.73	(538.94)	(51.21) L
9/15	Pro Rata	(ID: 31335H-TJ-2)					
9/15	Principal Payment	FHLMC GOLD C90580 6% 09/01/22 PAYMENT A/C	(194 240)	100.00	194.24	(212.33)	(18.09) L
9/15	Pro Rata	PRINCIPAL (ID: 31335H-JD-3)					
9/15	Principal Payment	GNMA 462816 7% 06/15/28 PAYMENT A/C PRINCIPAL	(3 740)	100.00	3.74	(3.81)	(0.07) L
9/15	Pro Rata	(ID: 36208W-DV-2)					
9/15	Principal Payment	FHLMC GOLD G11040 7.5% 09/01/15 PAYMENT A/C	(0.230)	100.00	0.23	(0.24)	(0.01) L
9/15	Pro Rata	PRINCIPAL (ID: 31283K-EM-6)					
9/15	Principal Payment	FHLMC SER 2075 CL PM 6.25% AUG 15 2028 DTD	(322 700)	100.00	322.70	(360.21)	(37.51) L
9/15	Pro Rata	08/01/1998 PAYMENT A/C PRINCIPAL (ID: 3133TG-CK-3)					
9/15	Principal Payment	FHLMC 2003-2130 CL QS REMIC 6.000% 03/15/2029	(291 410)	100.00	291.41	(321.28)	(29.87) L
9/15	Pro Rata	DTD 03/30/1999 PAYMENT A/C PRINCIPAL (ID: 3133TJ-P5-6)					
9/15	Principal Payment	FEDERAL HOME LN MTG CORP MULTICLASS MTG PARTN	(136 370)	100.00	136.37	(140.61)	(4.24) L
9/15	Pro Rata	CTFS GTD SER 1591 CL 1591-PK 6.350% DUE 10/15/2023 PAYMENT A/C PRINCIPAL (ID: 3133T1-VW-9)					

Settled Sales/Maturities/Redemptions



LUCY & EMILY BEASLEY CHARITABLE TR ACCT. X15913589
For the Period 9/1/15 to 9/30/15

Trade Date	Type	Description	Quantity	Per Unit Amount	Proceeds	Tax Cost	Realized Gain/Loss
Settled Sales/Maturities/Redemptions							
9/15	Principal Payment	FHLMC REMIC 2569 CL LD 5.500% 02/15/2033 DTD	(387 580)	100.00	387 58	(430.70)	(43.12) L
9/15	Pro Rata	02/01/2003 PAYMENT A/C PRINCIPAL (ID: 31393K-DS-1)					
9/15	Principal Payment	FHLMC MULTICLASS MTG PARTN CTFS GTD SER 2624 CL	(287 880)	100 00	287 88	(267 82)	20 06 L
9/15	Pro Rata	QH 5 000% 06/15/2033 DTD 06/01/2003 PAYMENT A/C PRINCIPAL (ID: 31393R-J9-2)					
9/15	Principal Payment	FHLMC 2638 CL MJ 5 000% 07/15/2033 DTD	(1,168 830)	100 00	1,168 83	(1,308 72)	(139 89) L
9/15	Pro Rata	07/30/2003 PAYMENT A/C PRINCIPAL (ID: 31393W-ZN-2)					
9/15	Principal Payment	FREDDIE MAC 4 5% SER 2717 CL AE 4 5% DEC 15	(143 650)	100 00	143 65	(149 22)	(5 57) L
9/15	Pro Rata	2033 DTD 12/01/2003 PAYMENT A/C PRINCIPAL (ID: 31394M-ZG-8)					
9/15	Principal Payment	FEDERAL HOME LN MTG CORP MULTICLASS MTG PARTN	(185 560)	100 00	185 56	(183 70)	1 86 L
9/15	Pro Rata	CTFS GTD SER 2744 CL 2744-TU 5 50% DUE 05/15/2032 PAYMENT A/C PRINCIPAL (ID: 31394P-RU-9)					
9/15	Principal Payment	FEDERAL HOME LN MTG CORP MULTICLASS MTG PARTN	(256 340)	100 00	256 34	(252 90)	3.44 L
9/15	Pro Rata	CTFS GTD SER 2798 CL JL 4 50% DUE 05/15/2019 PAYMENT A/C PRINCIPAL (ID: 31394X-Y2-6)					
9/15	Principal Payment	FREDDIE MAC SER 2835 CL HB 5 5% AUG 15 2024 DTD	(403 560)	100 00	403 56	(436 85)	(33.29) L
9/15	Pro Rata	08/01/2004 PAYMENT A/C PRINCIPAL (ID: 31395E-YP-6)					
9/15	Principal Payment	FHLMC SER 2886 CL BE 4 500% 11/15/2019 DTD	(555 220)	100 00	555 22	(569 10)	(13 88) L
9/15	Pro Rata	11/01/2004 PAYMENT A/C PRINCIPAL (ID: 31395H-ZF-0)					
9/15	Principal Payment	FEDERAL HOME LN MTG CORP MULTICLASS MTG PARTN	(127 480)	100 00	127 48	(125 61)	1 87 L
9/15	Pro Rata	CTFS GTD SER 2973 CL 2973-EB 5 50% DUE 04/15/2035 PAYMENT A/C PRINCIPAL (ID: 31395T-XY-5)					



LUCY & EMILY BEASLEY CHARITABLE TR ACCT. X15913589
For the Period 9/1/15 to 9/30/15

Trade Date	Type	Selection Method	Description	Quantity	Per Unit Amount	Proceeds	Tax Cost	Realized Gain/Loss
Settled Sales/Maturities/Redemptions								
9/15	Principal Payment		FEDERAL HOME LN MTG CORP MULTICLASS MTG PARTN	(75 390)	100 00	75.39	(75.21)	0 18 L
9/15	Pro Rata		CTFS GTD SER 3034 CL EH 5 50% DUE 12/15/2034 PAYMENT A/C PRINCIPAL (ID 31396A-J6-2)					
9/15	Principal Payment		FHLMC SER 3132 5 5% 03/15/2026 DTD 03/01/2006	(286 340)	100 00	296 34	(297 17)	(0 83) L
9/15	Pro Rata		PAYMENT A/C PRINCIPAL (ID. 31396J-HP-3)					
9/15	Principal Payment		FREDDIE MAC SER 3329 CL BE 5 5% JUN 15 2037 DTD	(141 570)	100 00	141 57	(154.22)	(12.65) L
9/15	Pro Rata		06/01/2007 PAYMENT A/C PRINCIPAL (ID 31397H-XM-5)					
9/15	Principal Payment		FHLMC SER 3662 CL PJ 5% APR 15 2040 DTD	(172 030)	100 00	172 03	(193 66)	(21 83) L
9/15	Pro Rata		04/01/2010 PAYMENT A/C PRINCIPAL (ID 31398V-RS-7)					
9/15	Principal Payment		FORD CREDIT AUTO OWNER TRUST 2013-D CL A3	(1,984 970)	100 00	1,984 97	(1,975 51)	9 46 S
9/15	Pro Rata		0 670% 04/15/2018 DTD 11/26/2013 PAYMENT A/C PRINCIPAL (ID 34530G-AD-4)					
9/10	Sale	FIFO	E I DU PONT DE NEMOURS & CO @ 48 4944 96 98	(2 000)	48 475	96 95	(130 43)	(33.48) S
9/15	FIFO		BROKERAGE 0 03 CITIGROUP GLOBAL MKTS INC (ID 263534-10-9)					
9/10	Sale	FIFO	E I DU PONT DE NEMOURS & CO @ 48 5147 145 54	(3 000)	48 493	145 48	(195 65)	(50 17) S
9/15	FIFO		BROKERAGE 0 06 BARCLAYS CAPITAL LE (ID 263534-10-9)					
9/10	Sale	FIFO	E I DU PONT DE NEMOURS & CO @ 48.6161 145.84	(3 000)	48.593	145.78	(195 65)	(49 87) S
9/15	FIFO		BROKERAGE 0 06 UBS SECURITIES LLC (ID 263534-10-9)					
9/16	Principal Payment		HONDA AUTO RECEIVABLES OWNER TRUST 2013-2 CL A3	(1,144 570)	100 00	1,144 57	(1,126 19)	7 72 L
9/16	Pro Rata		0 530% 02/16/2017 DTD 04/24/2013 PAYMENT A/C PRINCIPAL (ID 43814E-AC-9)					10.66 O
9/11	Sale	FIFO	E I DU PONT DE NEMOURS & CO @ 48 3163 338 21	(7 000)	48 294	338 06	(456 52)	(118 46) S
9/16	FIFO		BROKERAGE 0 15 UBS SECURITIES LLC (ID 263534-10-9)					



LUCY & EMILY BEASLEY CHARITABLE TR ACCT. X15913589
For the Period 9/1/15 to 9/30/15

Trade Date	Type	Selection Method	Description	Quantity	Per Unit Amount	Proceeds	Tax Cost	Realized Gain/Loss
Settled Sales/Maturities/Redemptions								
9/11	Sale		E I DU PONT DE NEMOURS & CO @ 48.352 48.35	(1 000)	48.34	48.34	(65.22)	(16.88) S
9/16	FIFO		BROKERAGE 0.01 MERRILL LYNCH PIERCE FENNER & SMIT (ID: 263534-10-9)					
9/11	Sale		JOHNSON & JOHNSON @ 92.2699 5.443 92 BROKERAGE	(59 000)	92.253	5,442.94	(5,221.95)	220.99 L
9/16	FIFO		0.88 TAX &/OR SEC. 10. JEFFERIES & COMPANY (ID. 478160-10-4)					
9/17	Principal Payment		FANNIE MAE SER 1998-37 CL VZ 6% JUN 17 2028 DTD	(101 360)	100.00	101.36	(103.39)	(2.03) L
9/17	Pro Rata		06/01/1998 PAYMENT A/C PRINCIPAL (ID 31359T-6P-8)					
9/14	Sale		SCHWAB CHARLES CORP @ 30.0314 720.75 BROKERAGE	(24,000)	30.016	720.38	(721.70)	(1.32) S
9/17	FIFO		0.36 TAX &/OR SEC. 01 KNIGHT EQUITY MARKETS L.P. (ID. 808513-10-5)					
9/14	Sale		SCHWAB CHARLES CORP @ 30.157 3,769.62 BROKERAGE	(125 000)	30.142	3,767.69	(3,762.85)	4.84 S
9/17	FIFO		1.87 TAX &/OR SEC. 06 CITIGROUP GLOBAL MKTS INC (ID 808513-10-5)					
9/14	Sale		SCHWAB CHARLES CORP @ 30.025 690.57 BROKERAGE	(23,000)	30.01	690.22	(692.33)	(2.11) S
9/17	FIFO		0.34 TAX &/OR SEC. 01 LIQUIDNET INC (ID 808513-10-5)					
9/18	Principal Payment		FNMA 6.5% 04/18/28 PAYMENT A/C PRINCIPAL	(56 580)	100.00	56.58	(62.50)	(5.92) L
9/18	Pro Rata		(ID 31359T-CU-0)					
9/18	Sale		DOW CHEMICAL COMPANY NON-TRADEABLE ASSET CORP	(2,000 000)	111.403	2,228.06	(2,207.76)	20.30 L
9/18	FIFO		ACTIONS CONTRA 5.7% MAY 15 2018 DTD 05/06/2008 HOLDERS RECEIVE \$1064.03 IN TENDER PROCEEDS, PLUS \$50.00 CONSENT FEE, PLUS \$19.316667 IN ACCRUED INTEREST PER \$1,000 PRINCIPAL AMOUNT HELD OF CUSIP 260543BV4 (ID. 26099A-AY-0)					



LUCY & EMILY BEASLEY CHARITABLE TR ACCT. X15913589
For the Period 9/1/15 to 9/30/15

Trade Date	Type	Description	Quantity	Per Unit Amount	Proceeds	Tax Cost	Realized Gain/Loss
9/18	Principal Payment Pro Rata	FEDERAL NATIONAL MORTGAGE ASSN GTD REMIC PASS THRU CTF REMIC TRUST SER 1997-11 CL E 7% MAR 18 2027 DTD 2/1/97 PAYMENT A/C PRINCIPAL (ID 31359N-TJ-0)	(451,570)	100.00	451.57	(512.21)	(60.64) S
9/15	Sale	UNITED TECHNOLOGIES CORP @ 92.6813 3,799.93	(41,000)	92.665	3,799.26	(3,041.90)	757.36 L
9/18	FIFO	BROKERAGE 0.61 TAX &/OR SEC 06 UBS SECURITIES LLC (ID 913017-10-9)	(85,000)	72.98	6,203.33	(7,059.44)	(856.11) S
9/21	Principal Payment Pro Rata	GNMA SER 2006-33 CL PK 6% JUL 20 2036 DTD 07/01/2006 PAYMENT A/C PRINCIPAL (ID 38374D-FX-2)	(199,380)	100.00	199.38	(221.81)	(22.43) L
9/21	Principal Payment Pro Rata	GNMA II 2009-55 CL NP 4 500% 02/20/2038 DTD 07/01/2009 PAYMENT A/C PRINCIPAL (ID 38374V-NF-2)	(138,300)	100.00	138.30	(143.49)	(5.19) L
9/21	Principal Payment Pro Rata	GNMA 2010-23 CL AM 4 500% 10/20/2036 DTD 02/26/2010 PAYMENT A/C PRINCIPAL (ID 38376V-H5-9)	(1,744,760)	100.00	1,744.76	(1,823.27)	(78.51) L
9/25	Principal Payment Pro Rata	FNMA 7.5% 07/25/22 PAYMENT A/C PRINCIPAL (ID 31358P-HT-7)	(293,350)	100.00	293.35	(331.12)	(37.77) L
9/25	Principal Payment Pro Rata	FNMA 252211 6% 01/01/29 PAYMENT A/C PRINCIPAL (ID 31371H-DQ-8)	(318,330)	100.00	318.33	(350.86)	(32.53) L
9/25	Principal Payment Pro Rata	FNMA 254915 4.5% 09/01/23 PAYMENT A/C PRINCIPAL (ID 31371L-DU-0)	(250,340)	100.00	250.34	(264.81)	(14.47) L
9/25	Principal Payment Pro Rata	FNMA 256556 6% 01/01/27 PAYMENT A/C PRINCIPAL (ID 31371M-5R-4)	(147,490)	100.00	147.49	(161.13)	(13.64) L

Settled Sales/Maturities/Redemptions



LUCY & EMILY BEASLEY CHARITABLE TR ACCT. X15913589
For the Period 9/1/15 to 9/30/15

Trade Date	Type	Description	Quantity	Per Unit Amount	Proceeds	Tax Cost	Realized Gain/Loss
Settle Date	Selection Method						
Settled Sales/Maturities/Redemptions							
9/25	Principal Payment	FNMA 630225 6 5% 03/01/32 PAYMENT A/C PRINCIPAL	(3 920)	100 00	3 92	(3 93)	(0.01) L
9/25	Pro Rata	(ID 31389N-D6-9)					
9/25	Principal Payment	FNMA 688980 5.5% 05/01/33 PAYMENT A/C PRINCIPAL	(20.530)	100 00	20.53	(20 75)	(0.22) L
9/25	Pro Rata	(ID 31400J-M5-5)					
9/25	Principal Payment	FNMA 697953 4 5% 01/01/19 PAYMENT A/C PRINCIPAL	(45.380)	100 00	45.38	(46 18)	(0.80) L
9/25	Pro Rata	(ID 31400U-MA-9)					
9/25	Principal Payment	FNMA 745562 5 5% 04/01/21 PAYMENT A/C PRINCIPAL	(401 920)	100 00	401 92	(436 08)	(34 16) L
9/25	Pro Rata	(ID 31403D-JF-7)					
9/25	Principal Payment	FNMA 756207 5% 12/01/33 PAYMENT A/C PRINCIPAL	(101 950)	100 00	101 95	(101 57)	0 38 L
9/25	Pro Rata	(ID 31403S-DL-7)					
9/25	Principal Payment	FNMA 767298 5 5% 01/01/34 PAYMENT A/C PRINCIPAL	(30.310)	100 00	30.31	(29 98)	0 33 L
9/25	Pro Rata	(ID 31404F-NP-4)					
9/25	Principal Payment	FNMA 790734 5% 09/01/19 PAYMENT A/C PRINCIPAL	(73 520)	100 00	73 52	(72 87)	0.65 L
9/25	Pro Rata	(ID 31405J-PT-5)					
9/25	Principal Payment	FNMA 805119 5 5% 01/01/20 PAYMENT A/C PRINCIPAL	(398 150)	100 00	398 15	(396 11)	2 04 L
9/25	Pro Rata	(ID 31406B-PC-8)					
9/25	Principal Payment	FNMA 822435 4 5% 04/01/20 PAYMENT A/C PRINCIPAL	(951 590)	100 00	951 59	(946 07)	5 52 L
9/25	Pro Rata	(ID 31406W-V4-3)					
9/25	Principal Payment	FNMA 888104 5% 05/01/21 PAYMENT A/C PRINCIPAL	(403 520)	100.00	403 52	(432.40)	(28 88) L
9/25	Pro Rata	(ID 31410F-U5-2)					
9/25	Principal Payment	FNMA 888656 6 5% 04/01/25 PAYMENT A/C PRINCIPAL	(169 890)	100 00	169.89	(174 95)	(5.06) L
9/25	Pro Rata	(ID 31410G-H9-7)					
9/25	Principal Payment	FNMA 889735 5 5% 07/01/23 PAYMENT A/C PRINCIPAL	(387 850)	100 00	387 85	(423 97)	(36 12) L
9/25	Pro Rata	(ID 31410K-PU-2)					
9/25	Principal Payment	FNMA 995656 7% 06/01/33 PAYMENT A/C PRINCIPAL	(277 690)	100 00	277 69	(319 34)	(41 65) L
9/25	Pro Rata	(ID 31416C-BZ-8)					



LUCY & EMILY BEASLEY CHARITABLE TR ACCT X15913589
For the Period 9/1/15 to 9/30/15

Trade Date	Type	Description	Quantity	Per Unit Amount	Proceeds	Tax Cost	Realized Gain/Loss
Settled Sales/Maturities/Redemptions							
9/25	Principal Payment	FEDERAL NATL MTG ASSN GTD REMIC PASS THRU CTF	(128 070)	100.00	128 07	(133 51)	(5.44) L
9/25	Pro Rata	REMIC TR 1992-G61 CL Z 7.00% DUE 10/25/2022 PAYMENT A/C PRINCIPAL (ID 31358Q-W2-7)					
9/25	Principal Payment	FNMA GTD REMIC PASS THRU CTF REMIC TRUST	(370 700)	100 00	370 70	(414 95)	(44 25) L
9/25	Pro Rata	1993-149 CL M 7% AUG 25 2023 DTD 8/1/93 PAYMENT A/C PRINCIPAL (ID 31359B-6U-6)					
9/25	Principal Payment	FEDERAL NATL MTG ASSN GTD REMIC PASS THRU CTF	(58 530)	100 00	58 53	(58 46)	0 07 L
9/25	Pro Rata	REMIC TR 2002-5 CL-B DUE 5 50% DUE 02/25/2017 PAYMENT A/C PRINCIPAL (ID 31392B-SV-9)					
9/25	Principal Payment	FEDERAL NATL MTG ASSN GTD REMIC PASS THRU CTF	(242 310)	100 00	242.31	N/A **	N/A
9/25	Pro Rata	REMIC TR 2002-62 CL-ZE 5 50% DUE 11/25/2017 PAYMENT A/C PRINCIPAL (ID 31392E-2R-0)					
9/25	Principal Payment	FEDERAL NATL MTG ASSN GTD REMIC PASS THRU CTF	(150 730)	100 00	150 73	(142 91)	7 82 L
9/25	Pro Rata	REMIC TR 2002-71 CL-JC 5 00% DUE 11/25/2017 PAYMENT A/C PRINCIPAL (ID 31392F-DQ-7)					
9/25	Principal Payment	FNMA SER 2003-20 CL MZ 5.75% MAR 25 2033 DTD	(284.320)	100 00	284 32	(294.04)	(9.72) L
9/25	Pro Rata	02/01/2003 PAYMENT A/C PRINCIPAL (ID 31392J-TL-3)					
9/25	Principal Payment	FEDERAL NATL MTG ASSN GTD REMIC PASS THRU CTF	(285 890)	100 00	285 89	(277 64)	8 25 L
9/25	Pro Rata	REMIC TR 2003-28 CL 28-TC 5 50% DUE 04/25/2023 PAYMENT A/C PRINCIPAL (ID 31393A-FD-4)					
9/25	Principal Payment	FNMA REMIC TRUST 2003-32 CL-NG 5.00% 05/25/2018	(537 910)	100 00	537 91	(520 93)	16 98 L
9/25	Pro Rata	DTD 04/01/2003 PAYMENT A/C PRINCIPAL (ID 31393B-PC-3)					
9/25	Principal Payment	FEDERAL NATL MTG ASSN GTD REMIC PASS THRU TR	(106 900)	100 00	106 90	(99 15)	7.75 L
9/25	Pro Rata	REMIC TR 2003-46 CL-HB 4 00% DUE 06/25/23 PAYMENT A/C PRINCIPAL (ID 31393C-ZH-9)					



LUCY & EMILY BEASLEY CHARITABLE TR ACCT. X15913589
For the Period 9/1/15 to 9/30/15

Trade Date	Type	Description	Quantity	Per Unit Amount	Proceeds	Tax Cost	Realized Gain/Loss
Settled Sales/Maturities/Redemptions							
9/25	Principal Payment	FEDERAL NATL MTG ASSN GTD REMIC PASS THRU TR	(104 520)	100 00	104 52	(91.19)	13 33 L
9/25	Pro Rata	REMIC TR 2004-17 CL-LC 3 75% DUE 01/25/2034 PAYMENT A/C PRINCIPAL (ID: 31393X-B6-3)					
9/25	Principal Payment	FANNIE MAE SER 2004-45 CL ZL 6% OCT 15 2032 DTD	(134 880)	100 00	134 88	N/A **	N/A
9/25	Pro Rata	05/01/2004 PAYMENT A/C PRINCIPAL (ID: 31393Y-YL-3)					
9/25	Principal Payment	FEDERAL NATL MTG ASSN GTD REMIC PASS THRU TR	(358 410)	100 00	358 41	(339 59)	18 82 L
9/25	Pro Rata	REMIC TR 2005-1 CL-GE 5 00% DUE 07/25/2033 PAYMENT A/C PRINCIPAL (ID: 31394C-FT-4)					
9/25	Principal Payment	FANNIE MAE 5.50% SER 2005-68 CL PG AUG 25 2035	(416 780)	100 00	416 78	(454 81)	(38 03) L
9/25	Pro Rata	DTD 07/01/2005 PAYMENT A/C PRINCIPAL (ID: 31394E-7B-8)					
9/25	Principal Payment	FNMA 2005-121 CL DY 5 500% 01/25/2026 DTD	(560 050)	100 00	560 05	(644 76)	(84 71) L
9/25	Pro Rata	12/01/2005 PAYMENT A/C PRINCIPAL (ID: 31394V-AL-4)					
9/25	Principal Payment	FNMA SER 2003-64 CL ZC 5% JUL 25 2033 DTD	(518.610)	100 00	518 61	(568.53)	(49.92) S
9/25	Pro Rata	06/01/2003 PAYMENT A/C PRINCIPAL (ID: 31393D-KE-0)					
9/30	Redemption	AON CORP SR NOTES 3 1/2% SEP 30 2015 DTD	(2,000 000)	100 00	2,000 00	(1,990 34)	9 66 L
9/30	Pro Rata	09/10/2010 TO REDEMPTION (ID: 037389-AV-5)					
9/25	Sale	GENERAL ELEC CAP CORP MEDIUM TERM NOTES 5 5/8%	(15,000 000)	108 967	16,345 05	(14,540 85)	1,448 73 L
9/30	FIFO	SEP 15 2017 DTD 09/24/2007 @ 108 97 CITIGROUP GLOBAL MARKETS INC/SALOM (ID: 36962G-3H-5)					355 47 O
Total Settled Sales/Maturities/Redemptions					\$258,753.49	(\$241,552.23)	\$22,486.16 L (\$6,028.22) S \$366.13 O



LUCY & EMILY BEASLEY CHARITABLE TR ACCT. X15913589
For the Period 9/1/15 to 9/30/15

Trade Date	Type	Description	Quantity	Per Unit Amount	Market Cost
Settled Securities Purchased					
9/3	Purchase	SPDR S&P 500 ETF TRUST @ 196 6255 48.763 12	248 000	196.64	(48,766.84)
9/9		BROKERAGE 3 72 ABEL NOSER CORP (ID 78462F-10-3)			
9/8	Purchase	GENERAL ELECTRIC CO @ 24 926 5.558 49 BROKERAGE	223 000	24 941	(5,561.83)
9/14		3.34 UBS SECURITIES LLC (ID 369604-10-3)			
9/11	Purchase	ILLUMINA INC @ 206 1896 412 37 BROKERAGE 0 03	2 000	206 20	(412.40)
9/16		MORGAN STANLEY & CO. LLC (ID: 452327-10-9)			
9/11	Purchase	ILLUMINA INC @ 200 55 200 55 BROKERAGE 0.01	1 000	200 56	(200.56)
9/16		LIQUIDNET INC (ID. 452327-10-9)			
9/11	Purchase	ILLUMINA INC @ 205.325 615 97 BROKERAGE 0 04	3,000	205 337	(616.01)
9/16		KNIGHT EQUITY MARKETS L P (ID 452327-10-9)			
9/11	Purchase	ILLUMINA INC @ 206 2408 618 72 BROKERAGE 0 04	3 000	206 253	(618.76)
9/16		SJ LEVINSON & SONS LLC (ID. 452327-10-9)			
9/11	Purchase	ILLUMINA INC @ 200 6361 200 63 BROKERAGE 0 02	1 000	200 65	(200.65)
9/16		RBC CAPITAL MARKETS CORPORATION (ID 452327-10-9)			
9/14	Purchase	GENERAL ELECTRIC CO @ 24 77 24.77 BROKERAGE	1 000	24 78	(24.78)
9/17		0 01 DEUTSCHE BANC ALEX BROWN INC (ID 369604-10-3)			
9/14	Purchase	ILLUMINA INC @ 205 8147 205.81 BROKERAGE 0 01	1,000	205 82	(205.82)
9/17		INSTINET (ID: 452327-10-9)			
9/14	Purchase	ILLUMINA INC @ 203 0653 203.06 BROKERAGE 0 01	1 000	203 07	(203.07)
9/17		LIQUIDNET INC (ID 452327-10-9)			
9/14	Purchase	ILLUMINA INC @ 204 8698 819 47 BROKERAGE 0.06	4 000	204 883	(819.53)
9/17		BLOOMBERG TRADEBOOK LLC (ID: 452327-10-9)			
9/14	Purchase	GENERAL ELECTRIC CO @ 24 7274 3.239 28	131,000	24 742	(3,241.24)
9/17		BROKERAGE 1 96 KNIGHT EQUITY MARKETS L P (ID 369604-10-3)			

J.P.Morgan



LUCY & EMILY BEASLEY CHARITABLE TR ACCT. X15913589
For the Period 9/1/15 to 9/30/15

Trade Date Settle Date	Type	Description	Quantity	Per Unit Amount	Market Cost
Settled Securities Purchased					
9/14 9/17	Purchase	GENERAL MOTORS CO @ 30.5598 1,466.87 BROKERAGE 0 72 KNIGHT EQUITY MARKETS LP (ID 37045V-10-0)	48,000	30 575	(1,467 59)
9/15 9/18	Purchase	CHEVRON CORP @ 77.3179 3,943.21 BROKERAGE 0.76 GOLDMAN SACHS & CO (ID. 166764-10-0)	51,000	77.333	(3,943 97)
9/15 9/18	Purchase	ILLUMINA INC @ 206.2278 206 22 BROKERAGE 0 01 LIQUIDNET INC (ID 452327-10-9)	1 000	206 23	(206.23)
9/15 9/18	Purchase	GENERAL ELECTRIC CO @ 25.2959 3,946 16 BROKERAGE 2 34 UBS SECURITIES LLC (ID 369604-10-3)	156 000	25 311	(3,948 50)
9/15 9/18	Purchase	ILLUMINA INC @ 206 5777 413 15 BROKERAGE 0 03 WEEDEN AND CO (ID 452327-10-9)	2,000	206 59	(413 18)
9/15 9/18	Purchase	CHEVRON CORP @ 77 2164 154 43 BROKERAGE 0 03 MERRILL LYNCH PIERCE FENNER & SMIT (ID 166764-10-0)	2 000	77 23	(154 46)
9/15 9/18	Purchase	CHEVRON CORP @ 77 2752 695 47 BROKERAGE 0 13 STATE STREET GLOBAL MARKETS, LLC (ID 166764-10-0)	9,000	77 289	(695.60)
9/15 9/18	Purchase	CHEVRON CORP @ 77 3266 154 65 BROKERAGE 0 03 KNIGHT EQUITY MARKETS L P. (ID. 166764-10-0)	2,000	77 34	(154 68)
9/16 9/21	Purchase	CHEVRON CORP @ 78 2109 234 63 BROKERAGE 0.04 KNIGHT EQUITY MARKETS L P (ID. 166764-10-0)	3,000	78 223	(234.67)
9/16 9/21	Purchase	CHEVRON CORP @ 78 5098 863 60 BROKERAGE 0 24 MERRILL LYNCH PIERCE FENNER & SMIT (ID. 166764-10-0)	11 000	78 531	(863 84)
9/16 9/21	Purchase	CHEVRON CORP @ 78.1388 78.13 BROKERAGE 0.01 MORGAN STANLEY & CO LLC (ID 166764-10-0)	1,000	78 14	(78.14)



LUCY & EMILY BEASLEY CHARITABLE TR ACCT. X15913589
For the Period 9/1/15 to 9/30/15

Trade Date	Type	Description	Quantity	Per Unit Amount	Market Cost
Settled Securities Purchased					
9/16	Purchase	ILLUMINA INC @ 205.175 205.17 BROKERAGE 0 01	1 000	205 18	(205.18)
9/21		LIQUIDNET INC (ID 452327-10-9)			
9/16	Purchase	CHEVRON CORP @ 78 1288 78 12 BROKERAGE 0 01	1 000	78 13	(78 13)
9/21		KNIGHT EQUITY MARKETS L P (ID 166764-10-0)			
9/16	Purchase	ILLUMINA INC @ 204 6612 204 66 BROKERAGE 0 01	1 000	204 67	(204 67)
9/21		WEEDEN AND CO (ID 452327-10-9)			
9/17	Purchase	ILLUMINA INC @ 207 2206 207 22 BROKERAGE 0 01	1 000	207 23	(207 23)
9/22		BLOOMBERG TRADEBOOK LLC (ID 452327-10-9)			
9/17	Purchase	ILLUMINA INC @ 209 9177 419.83 BROKERAGE 0 03	2.000	209 93	(419 86)
9/22		KNIGHT EQUITY MARKETS L.P. (ID 452327-10-9)			
9/17	Purchase	ILLUMINA INC @ 209 5405 209 54 BROKERAGE 0 01	1 000	209 55	(209 55)
9/22		WEEDEN AND CO (ID 452327-10-9)			
9/18	Purchase	ILLUMINA INC @ 209 1185 209 11 BROKERAGE 0 02	1.000	209 13	(209 13)
9/23		CREDIT SUISSE FIRST BOSTON LLC (ID. 452327-10-9)			
9/18	Purchase	ILLUMINA INC @ 208 3916 208 39 BROKERAGE 0 02	1 000	208 41	(208 41)
9/23		CREDIT SUISSE FIRST BOSTON LLC (ID. 452327-10-9)			
9/21	Purchase	VERIZON COMMUNICATIONS 3 1/2% NOV 01 2021 DTD	5,000.000	102 38	(5,119 00)
9/24		11/03/2011 @ 102 38 MLPFS INC/FIXED INCOME (ID 92343V-BC-7)			
9/25	Purchase	CALIFORNIA REPUBLIC AUTO RECEI 2015-3 CL A3	25,000 000	99 995	(24,998 77)
9/30		1 620% 11/15/2019 DTD 09/30/2015 CALIFORNIA REPUBLIC AUTO RECEI @ 100 00 CREDIT SUISSE FIRST BOSTON LLC FACE VALUE 25,000 00 (ID: 13056J-AC-8)			
Total Settled Securities Purchased					(\$104,892.28)

J.P. Morgan



LUCY & EMILY BEASLEY CHARITABLE TR ACCT. X15913589
For the Period 9/1/15 to 9/30/15

Trade Date	Type	Selection Method	Description	Quantity	Per Unit Amount	Proceeds	Tax Cost	Realized Gain/Loss
Pending Sales, Maturities, Redemptions								
9/28 10/1	Sale		VALEANT PHARMACEUTICALS INTE (ID 91911K-10-2)	(23 000)	195.801	4,503.01	(5,902.13)	(1,399.12) S
9/29 10/2	Sale		BIOMARIN PHARMACEUTICAL INC (ID 09061G-10-1)	(22 000)	96.824	2,129.76	(2,983.38)	(853.62) S
9/29 10/2	Sale		CHARTER COMMUNICATIONS INC (ID 16117M-30-5)	(32.000)	167.95	5,373.85	(5,139.12)	234.73 L
Total Pending Sales, Maturities, Redemptions						\$12,006.62	(\$14,024.63)	(\$2,252.74) S \$234.73 L

Trade Date	Type	Description	Quantity	Per Unit Amount	Market Cost
Pending Securities Purchased					
9/28 10/1	Purchase	ALLERGAN PLC (ID G0177J-10-8)	10 000	265.656	(2,656.71)
9/28 10/1	Purchase	DISCOVER FINANCIAL SERVICES (ID. 254709-10-8)	2 000	50.425	(100.89)
9/28 10/1	Purchase	DISCOVER FINANCIAL SERVICES (ID. 254709-10-8)	15 000	50.816	(762.57)
9/28 10/1	Purchase	DISCOVER FINANCIAL SERVICES (ID. 254709-10-8)	1 000	51.053	(51.06)
9/28 10/1	Purchase	DISCOVER FINANCIAL SERVICES (ID 254709-10-8)	1 000	50.619	(50.62)
9/28 10/1	Purchase	DISCOVER FINANCIAL SERVICES (ID 254709-10-8)	9,000	50.706	(456.56)



LUCY & EMILY BEASLEY CHARITABLE TR ACCT. X15913589
For the Period 9/1/15 to 9/30/15

Trade Date Est Settle Date	Type	Description	Quantity	Per Unit Amount	Market Cost
Pending Securities Purchased					
9/29 10/2	Purchase	VERTEX PHARMACEUTICALS INC (ID: 92532F-10-0)	1 000	100.365	(100 37)
9/29 10/2	Purchase	VERTEX PHARMACEUTICALS INC (ID: 92532F-10-0)	10 000	99 988	(1,000 10)
9/29 10/2	Purchase	DISCOVER FINANCIAL SERVICES (ID: 254709-10-8)	1 000	50 734	(50 74)
9/29 10/2	Purchase	DISCOVER FINANCIAL SERVICES (ID: 254709-10-8)	4 000	50 993	(204 06)
9/29 10/2	Purchase	ILLUMINA INC (ID: 452327-10-9)	7.000	170 549	(1,193 94)
9/29 10/2	Purchase	UNION PACIFIC CORP (ID: 907818-10-8)	36 000	86 25	(3,105 56)
9/29 10/2	Purchase	GENERAL ELECTRIC CO (ID: 369604-10-3)	2 000	24 39	(48 81)
9/29 10/2	Purchase	DISCOVER FINANCIAL SERVICES (ID: 254709-10-8)	2 000	51 016	(102 06)
9/29 10/2	Purchase	GENERAL ELECTRIC CO (ID: 369604-10-3)	88 000	24 451	(2,153.06)
9/30 10/5	Purchase	DISCOVER FINANCIAL SERVICES (ID: 254709-10-8)	1.000	51.901	(51.91)
9/30 10/5	Purchase	DISCOVER FINANCIAL SERVICES (ID: 254709-10-8)	1.000	51 663	(51 67)
9/30 10/5	Purchase	DISCOVER FINANCIAL SERVICES (ID: 254709-10-8)	4 000	51 761	(207 13)
9/30 10/5	Purchase	DISCOVER FINANCIAL SERVICES (ID: 254709-10-8)	1 000	51 58	(51 59)
Total Pending Securities Purchased					(\$12,399.41)

J.P. Morgan



LUCY & EMILY BEASLEY CHARITABLE TR ACCT. X15913589
For the Period 9/1/15 to 9/30/15

COST ADJUSTMENTS

Settle Date	Type	Description	Quantity	Cost Basis Adjustments
Accretion				
9/30	OrigIssueDiscount	FNMA ZERO CPN 10/09/2019 DTD 10/9/1984 GOVERNMENT BOND OID (ID 313586-RC-5)	15,000,000	77.92
9/30	OrigIssueDiscount	U S A BOND STRIP PRIN PMT ZERO CPN 05/15/2017 DTD 05/16/1987 GOVERNMENT BOND OID (ID 912803-AL-7)	35,000,000	100.36
9/30	Acquisition Prem	FNMA ZERO CPN 10/09/2019 DTD 10/9/1984 GOVERNMENT ACQUISITION PREMIUM (ID 313586-RC-5)	15,000,000	(53.86)
Total Accretion				\$124.42



For the Period 9/1/15 to 9/30/15

For your convenience we have combined statement(s) for activity you conduct through J.P. Morgan in one package. Below are important disclosures relating to these different accounts. These statements may relate to various account types. Some of the disclosures are applicable to all of your accounts. For ease of reference the disclosures applicable to a particular type of account have been grouped together by descriptive headers.

IMPORTANT GENERAL INFORMATION APPLICABLE TO ALL OF YOUR ACCOUNT(S)

Important Information about Pricing, Valuations, Estimated Annual Income, and Estimated Yield

Market value information (including without limitation, prices, exchange rates, accrued income and bond ratings) furnished herein, some of which has been provided by pricing sources that J.P. Morgan believes to be reliable, is not guaranteed for accuracy but provided for informational purposes and is furnished for the exclusive use of the client.

The current price is the value of the financial asset share, unit or contract as priced at the close of the market on the last day of the statement period or the last available price. All values provided for structured yield deposits (for example, JPMorgan London Time Deposits) reflect the original deposit amount only. The value for Real Estate, Mineral Interests and Miscellaneous Assets may not reflect the most current value of the asset.

The values in this statement are shown in USD. If your investment currency is not USD, please be aware that the value of your return could differ positively or negatively due to exchange fluctuations from the value shown in this statement.

Important information regarding Auction Rate Securities (ARS) are debt or preferred securities with an interest or dividend rate reset periodically in an auction. Although there may be daily, weekly and monthly resets, there is no guarantee that there will be liquidity if there are not enough bids at an auction to redeem the securities available for sale, the result may be a failed auction. In the event of a failed auction, there is no assurance that a secondary market will develop or that the security will trade at par or any other price reflected on statements and online. Accordingly, investors should not rely on pricing information appearing in their statements or online with respect to ARS. When J.P. Morgan is unable to obtain a price from an internal or outside source for a particular ARS, the price column on your statement will indicate "unpriced".

Valuations of over-the-counter derivative transactions, including certain derivatives-related deposit products, have been prepared on a mid-market basis. These valuations are sourced from the various issuers of the securities or they are sourced from a third party valuation provider. J.P. Morgan expressly disclaims any responsibility for (1) the accuracy of the models or estimates used in deriving the valuations, (2) any errors or omissions in computing or disseminating the valuations, and (3) any uses to which the valuations are put. Valuations are provided for information purposes only and are intended solely for your own use. Please refer to the trade confirmation for details of each transaction.

Certain assets, including but not limited to, pooled and private investments, non-publicly traded and infrequently traded securities, derivatives, partnership interests and tangible assets are generally illiquid, the value of such asset may have been provided to us by third parties who may or may not be independent of the issuer or manager. Such information is reflected as of the last date provided to us, and is not independently verified.

In cases where we are unable to obtain a current market value from an internal or outside source for a particular security, the price column on your statement will indicate "unpriced". Although such securities may have value, please note that the value of a security indicated as "unpriced" will not be included in your overall current market value as reflected on the statement.

J.P. Morgan makes no representation, warranty or guarantee, express or implied, that any quoted value represents the actual terms at which securities could be bought or sold or new transactions could be entered into, or the actual terms on which existing transactions or securities could be liquidated. Such values may only be indicative.

When we are unable to obtain a current value from an internal or outside source for a particular security, the price column on your statement will indicate "unpriced".

If a partial call is made with respect to an issue of securities included in your Accounts we will allocate the call by a method we deem fair and equitable.

To the extent applicable, please note the following regarding estimated annual income (EAI) and estimated yield (EY). EAI and EY for certain types of securities could include a return of principal or capital gains in which case the EAI and EY would be overstated. EAI and EY are estimates and the actual income and yield might be lower or higher than the estimated amounts. EY reflects only the income generated by an investment. It does not reflect changes in its price, which may fluctuate.



For the Period 9/1/15 to 9/30/15

Offshore Deposits

Non-U.S. dollar funds are held in accounts at JPMorgan Chase Bank, N.A. ("JPMCB") branches outside of the United States ("Foreign Accounts"), in addition to any funds you have elected to be held in Foreign Accounts. Deposits in Foreign Accounts are not insured by the FDIC or any other Agency of the U.S. Federal Government, are subject to cross-border risk, and do not have the benefit of any domestic preference applicable to U.S. deposits. Certain Foreign Accounts are considered reportable to the Internal Revenue Service on a Report of Foreign Bank and Financial Accounts (TD F90-22.1). Funds held in certain Foreign Accounts may be eligible for protections afforded by the United Kingdom's deposit guarantee program, the Financial Services Compensation Scheme ("FSCS"). If insolvency of JPMCB should occur, eligible deposits in your account that are held at the London Branch of JPMCB may be repaid up to a specified amount by the FSCS. You can find more information about FSCS deposit protection and a list of deposits excluded from, and thus not eligible for, protection at www.jpmmorgan.com/pages/deposit-guarantee-scheme-directive

Custody of security positions reflected on this statement

J.P. Morgan offers a wide range of accounts that are both self-directed and discretionary. In general, U.S. assets held in your Asset, Investment and Trust & Estate Accounts are held directly or indirectly through one or more J.P. Morgan custodians or sub-custodians. Securities purchased in Margin Accounts and listed option positions are typically held at JPMCC. Non-U.S. positions are held in global depositories such as Euroclear. J.P. Morgan may agree, on a limited basis, to allow assets for which it is fiduciary or custodian to be held at another financial institution at the request of the client, beneficiary or other interested party. Such assets shall be noted as HELD @ OTHER FIN INST. In addition, certain physical assets may be held under the custody and control of a client, beneficiary or other interested party. Such assets are noted as CLIENT HELD ASSET.

Your statement may reflect positions for which J.P. Morgan does not have fiduciary or custodial responsibility, and are reflected on your statement as an accommodation to you and are held at other institutions or locations external to and without affiliation to J.P. Morgan. In such cases, unless J.P. Morgan otherwise agrees, J.P. Morgan has no responsibility for the verification, valuation, safekeeping or management of those assets. In these cases, this statement reflects a notation of MEMO POSTED ASSET on the holding which indicates that the asset is reflected only as an accommodation and not held at a J.P. Morgan custodian or sub-custodian.

Bank products and services are offered through JPMorgan Chase Bank, N.A. ("JPMCB") and its banking affiliates. Securities are offered by J.P. Morgan Securities LLC ("JPMS") and, to the extent noted below, cleared through J.P. Morgan Clearing Corp. ("JPMCC").

Neither JPMS, nor JPMCC is a bank and are each separate legal entities from its bank or thrift affiliates.

Investment Products: Not FDIC Insured -No Bank Guarantee -May Lose Value

Fund manager disclosure information available upon request

If you have an investment account that is managed by an SEC-Registered Investment Advisor, J.P. Morgan will provide a copy of the advisor's Form ADV II or brochure upon written request. These statements are not official documents for income tax reporting purposes and should not be relied upon for such purposes, including determination of income, cost basis, amortization or accretion, or gain/loss. Such information, which may be inaccurate, incomplete or subject to updating, should be confirmed with your records and your tax advisor.

Please take the steps indicated below if you think statement(s) are incorrect or contact your J.P. Morgan team if you require additional information about a transaction on your statement(s).

IMPORTANT ADDITIONAL INFORMATION APPLICABLE ONLY TO YOUR INVESTMENT MANAGEMENT ACCOUNT(S) WHICH REFLECT ASSETS HELD AT JPMORGAN CHASE BANK, N.A.

In case of other errors or questions about other account statement(s)

Please review your account statement(s) and promptly report any inaccuracy or discrepancy including possible unauthorized trading activity, unrecorded dividend payments, unaccounted cash positions, improper payments or transfers in writing to JPMCB at the addresses shown on your statement(s). Any oral communication should be re-confirmed in writing to further protect your rights. If you have any questions please contact your J.P. Morgan team.

J.P. Morgan



For the Period 9/1/15 to 9/30/15

In your written communication, please provide the following information: (1) your name and account number, (2) the dollar amount of the suspected error, and (3) a description of the error and explanation, if you can, why you believe there is an error. If you need more information, you must describe the item you are unsure about. We must receive your written communication no later than 30 days after the statement on which the error or problem appeared is sent or made available. If you do not so notify us, you agree that the statement activity and account balance(s) are correct. You must promptly advise your J.P. Morgan representative of material changes in your investment objectives or financial situation or if you wish to modify the management of your account. Unless you inform otherwise, your J.P. Morgan representative will consider the information currently in its files to be complete and accurate.

PRODUCT RELATED DISCLOSURE: IMPORTANT INFORMATION ABOUT ALTERNATIVE INVESTMENTS: FOOTNOTES 1 - 4

Private Equity, Hedge Funds, Exchange Funds, Real Estate and Other Alternative Assets

1. Direct private equity investments and pooled private investments (e.g., interests in limited partnerships and limited liability companies) are generally illiquid securities. Values are estimates only and are not warranted for accuracy or completeness. Values do not represent the actual terms at which transactions or securities could be bought or sold or new transactions could be entered into or the actual terms on which existing transactions could be liquidated as of the date of this statement.

Direct private equity investments are generally valued at cost, unless there is an active secondary trading market in the securities, in which case, direct private equity investments are valued using market prices as of the close of the last business day for this statement period. Pooled private equity investments are valued according to the General Partner's or Manager's stated methodology. Please refer to the limited partnership agreement, limited liability company agreement or other operative documentation for each investment for the specific valuation methodology used by the General Partner or Manager for that investment or for your Investment Management or Trust account contact your J.P. Morgan team. J.P. Morgan expressly disclaims any responsibility for (1) the accuracy of the information and the methodology used by the General Partner or Manager in deriving valuations, (2) any errors or omissions in compiling or disseminating the valuations, and (3) any use to which the valuations are put. Valuations are provided for information purposes only and are intended solely for your own use.

Hedge funds generally calculate the price (the "Net Asset Value" or "NAV"), 10-15 business days following the last business day of the month. For that reason, hedge fund NAVs shown will generally be the NAV of the month preceding this statement period. In general, the NAV is stated net of management and incentive fees. The NAV is calculated according to the General Partner's or Manager's stated methodology. Please refer to the limited partnership agreement, limited liability company agreement or other operative documentation for each hedge fund for the specific methodology used by the General Partner or Manager for that hedge fund or for your Investment Management or Trust account contact your J.P. Morgan team. J.P. Morgan expressly disclaims any responsibility for (1) the accuracy of the information and the methodology used by the General Partner or Manager in deriving valuations, (2) any errors or omissions in compiling or disseminating the valuations, and (3) any use to which the valuations are put. Valuations are provided for information purposes only and are intended solely for your own use.

These statements do not provide tax reporting on private investments. Please continue to rely upon the General Partner or Manager of the investment vehicle for this information or for your Investment Management or Trust account contact your J.P. Morgan team.

2. The 'Capital Called Since Inception USD' and 'Cash/Security distributions Since Inception USD' columns are updated monthly to reflect activity (capital calls and distributions), if any.

3. Hedge funds generally allow subscriptions on a monthly or quarterly basis. An interest in a hedge fund or hedge fund of funds is generally as of the first business day of the subscription period. Due to early funding requirements by the applicable fund, your account may be debited for the subscription amount prior to the subscription date. Please refer to the applicable hedge fund's operative documentation for further details or for your Investment Management or Trust account contact your J.P. Morgan team.

Hedge fund redemptions are generally on a monthly, quarterly or annual basis but can sometimes be subject to a multi-year lockup before a redemption is permitted. For redemptions, there is generally a notification period that can be a long interval before the actual redemption date. Redemption proceeds are generally paid 15 calendar days after the final NAV is issued, but can be subject to a holdback of a portion of the proceeds until an annual audit of the Fund has been completed. Please refer to the applicable hedge fund's operative documentation for further details or for your Investment Management or Trust account contact your J.P. Morgan team.



For the Period 9/1/15 to 9/30/15

Global Access Portfolios share certain characteristics with hedge funds. In particular, an investor who withdraws from a Global Access Portfolio will not receive the withdrawal proceeds in their entirety until 30-60 days after completion of the Portfolio's audit, which may be 18 months or longer after the redemption date. Interest might not be paid on any proceeds pending distribution. These restrictions apply even if the investor's account at JPMorgan is closed. The Confidential Private Placement Memorandum and applicable Supplements contain other important information about the Global Access Portfolios and are available upon request or for your Investment Management or Trust account contact your J.P. Morgan team.

4. Alternative assets may include publicly available mutual funds that utilize non-traditional investment management strategies, for example, strategies commonly employed by hedge funds. Mutual funds generally calculate the price (the "Net Asset Value" or "NAV") on a daily basis and mutual fund NAVs shown on your statement generally will be the NAV as of the close of the last business day for this statement period. Please refer to the applicable mutual fund prospectus for further details. If the applicable mutual fund is a JPMorgan Fund, please refer to disclosures on this statement concerning JPMorgan Funds for other important information.

PRODUCT RELATED DISCLOSURE: THE JPMORGAN FUNDS OR THIRD PARTIES

Shares of the funds referenced above are not bank deposits and are not guaranteed by any bank, government entity, or the FDIC. Return and share price will fluctuate and redemption value may be more or less than original cost. While the money market funds seek to maintain a stable net asset value of \$1.00 per share, there is no assurance that they will continue to do so. The estimated annual income and dividend yield figures for mutual funds represent the funds' most recent income dividend annualized.

Prospectuses and other fund information for JPMorgan funds may be obtained by calling your J.P. Morgan team or JPMorgan Distribution Services, Inc. at (800) 480-4111. You also may view and order materials online for JPMorgan funds at www.jpmorganfunds.com.

J.P. Morgan affiliates may receive compensation from the JPMorgan funds for providing investment advisory services to the funds. J.P. Morgan affiliates may also provide administrative, custodial, sales, distribution, shareholder or other services to the JPMorgan Funds or funds established, sponsored, advised, or managed by third parties, and J.P. Morgan affiliates may be compensated for such services as allowed by applicable law. The distributor of the JPMorgan Funds is JPMorgan Distribution Services, Inc., which is an affiliate of JPMCB.

Assets may be reflected herein even though they may be held by a third party unaffiliated with J.P. Morgan. In such cases, unless J.P. Morgan otherwise agrees, J.P. Morgan has no responsibility for the verification, valuation, safekeeping or management of those assets.