



See a Social Security Number? Say Something!
Report Privacy Problems to <https://public.resource.org/privacy>
Or call the IRS Identity Theft Hotline at 1-800-908-4490



Department of the Treasury
Internal Revenue Service


▶ Do not enter social security numbers on this form as it may be made public.
▶ Information about Form 990-PF and its separate instructions is at www.irs.gov/form990pf.

Open to Public Inspection

For calendar year 2014 or tax year beginning **10/01/14**, and ending **09/30/15**

Name of foundation EVERGREEN BUSINESS CAPITAL FOUNDATION		A Employer identification number 26-1088317
Number and street (or P O box number if mail is not delivered to street address) 13925 INTERURBAN AVE S	Room/suite 100	B Telephone number (see instructions) 800-878-6613
City or town, state or province, country, and ZIP or foreign postal code SEATTLE WA 98168		C If exemption application is pending, check here <input type="checkbox"/>
G Check all that apply <input type="checkbox"/> Initial return <input type="checkbox"/> Initial return of a former public charity <input type="checkbox"/> Final return <input type="checkbox"/> Amended return <input type="checkbox"/> Address change <input type="checkbox"/> Name change		D 1 Foreign organizations, check here <input type="checkbox"/> 2. Foreign organizations meeting the 85% test, check here and attach computation <input type="checkbox"/>
H Check type of organization <input checked="" type="checkbox"/> Section 501(c)(3) exempt private foundation <input type="checkbox"/> Section 4947(a)(1) nonexempt charitable trust <input type="checkbox"/> Other taxable private foundation		E If private foundation status was terminated under section 507(b)(1)(A), check here <input type="checkbox"/>
I Fair market value of all assets at end of year (from Part II, col (c), line 16) ▶ \$ 0	J Accounting method <input type="checkbox"/> Cash <input checked="" type="checkbox"/> Accrual <input type="checkbox"/> Other (specify)	F If the foundation is in a 60-month termination under section 507(b)(1)(B), check here <input type="checkbox"/>

Part I Analysis of Revenue and Expenses (The total of amounts in columns (b), (c), and (d) may not necessarily equal the amounts in column (a) (see instructions))		(a) Revenue and expenses per books	(b) Net investment income	(c) Adjusted net income	(d) Disbursements for charitable purposes (cash basis only)
Revenue	1 Contributions, gifts, grants, etc., received (attach schedule)				
	2 Check <input checked="" type="checkbox"/> if the foundation is not required to attach Schedule B				
	3 Interest on savings and temporary cash investments				
	4 Dividends and interest from securities	20,287	20,287	20,287	
	5a Gross rents				
	b Net rental income or (loss)				
	6a Net gain or (loss) from sale of assets not on line 10 STMT 1	64,316			
	b Gross sales price for all assets on line 6a 197,876				
	7 Capital gain net income (from Part IV, line 2)		0		
	8 Net short-term capital gain			0	
	9 Income modifications				
	10a Gross sales less returns and allowances				
b Less Cost of goods sold					
c Gross profit or (loss) (attach schedule)					
11 Other income (attach schedule) STMT 2	94		94		
12 Total. Add lines 1 through 11	84,697	20,287	20,381		
Operating and Administrative Expenses	13 Compensation of officers, directors, trustees, etc	0			
	14 Other employee salaries and wages				
	15 Pension plans, employee benefits				
	16a Legal fees (attach schedule)				
	b Accounting fees (attach schedule)				
	c Other professional fees (attach schedule) STMT 3	11,222			
	17 Interest				
	18 Taxes (attach schedule) (see instructions)				
	19 Depreciation (attach schedule) and depletion				
	20 Occupancy				
	21 Travel, conferences, and meetings				
	22 Printing and publications				
	23 Other expenses (att sch)				
	24 Total operating and administrative expenses. Add lines 13 through 23	11,222	0	0	0
	25 Contributions, gifts, grants paid SEE STATEMENT 4	78,800			78,800
26 Total expenses and disbursements. Add lines 24 and 25	90,022	0	0	78,800	
27 Subtract line 26 from line 12					
a Excess of revenue over expenses and disbursements	-5,325				
b Net investment income (if negative, enter -0-)		20,287			
c Adjusted net income (if negative, enter -0-)			20,381		



SCANNED APR 15 2016

Part II Balance Sheets		Attached schedules and amounts in the description column should be for end-of-year amounts only (See instructions)			
		Beginning of year	End of year		
		(a) Book Value	(b) Book Value	(c) Fair Market Value	
Assets	1	Cash – non-interest-bearing			
	2	Savings and temporary cash investments			
	3	Accounts receivable ▶			
		Less allowance for doubtful accounts ▶			
	4	Pledges receivable ▶			
		Less allowance for doubtful accounts ▶			
	5	Grants receivable			
	6	Receivables due from officers, directors, trustees, and other disqualified persons (attach schedule) (see instructions)			
	7	Other notes and loans receivable (att schedule) ▶			
		Less allowance for doubtful accounts ▶	0		
	8	Inventories for sale or use			
	9	Prepaid expenses and deferred charges			
	10a	Investments – U S and state government obligations (attach schedule)			
		b Investments – corporate stock (attach schedule) SEE STMT 5	658,991	565,653	
		c Investments – corporate bonds (attach schedule)			
	11	Investments – land, buildings, and equipment basis ▶			
	Less accumulated depreciation (attach sch) ▶				
12	Investments – mortgage loans				
13	Investments – other (attach schedule) SEE STATEMENT 6	577,784	572,529		
14	Land, buildings, and equipment basis ▶				
	Less accumulated depreciation (attach sch) ▶				
15	Other assets (describe ▶ SEE STATEMENT 7)	-141,083	-47,815		
16	Total assets (to be completed by all filers – see the instructions Also, see page 1, item I)	1,095,692	1,090,367	0	
Liabilities	17	Accounts payable and accrued expenses			
	18	Grants payable			
	19	Deferred revenue			
	20	Loans from officers, directors, trustees, and other disqualified persons			
	21	Mortgages and other notes payable (attach schedule)			
	22	Other liabilities (describe ▶)			
	23	Total liabilities (add lines 17 through 22)	0	0	
Net Assets or Fund Balances	Foundations that follow SFAS 117, check here and complete lines 24 through 26 and lines 30 and 31. ▶ <input checked="" type="checkbox"/>				
	24	Unrestricted	1,095,692	1,090,367	
	25	Temporarily restricted			
	26	Permanently restricted			
	Foundations that do not follow SFAS 117, check here and complete lines 27 through 31. ▶ <input type="checkbox"/>				
	27	Capital stock, trust principal, or current funds			
	28	Paid-in or capital surplus, or land, bldg, and equipment fund			
	29	Retained earnings, accumulated income, endowment, or other funds			
	30	Total net assets or fund balances (see instructions)	1,095,692	1,090,367	
31	Total liabilities and net assets/fund balances (see instructions)	1,095,692	1,090,367		

Part III Analysis of Changes in Net Assets or Fund Balances		
1	Total net assets or fund balances at beginning of year – Part II, column (a), line 30 (must agree with end-of-year figure reported on prior year's return)	1,095,692
2	Enter amount from Part I, line 27a	-5,325
3	Other increases not included in line 2 (itemize) ▶	
4	Add lines 1, 2, and 3	1,090,367
5	Decreases not included in line 2 (itemize) ▶	
6	Total net assets or fund balances at end of year (line 4 minus line 5) – Part II, column (b), line 30	1,090,367

Part IV Capital Gains and Losses for Tax on Investment Income

(a) List and describe the kind(s) of property sold (e.g., real estate, 2-story brick warehouse, or common stock, 200 shs. MLC Co.)	(b) How acquired P - Purchase D - Donation	(c) Date acquired (mo., day, yr.)	(d) Date sold (mo., day, yr.)
1a N/A			
b			
c			
d			
e			

(e) Gross sales price	(f) Depreciation allowed (or allowable)	(g) Cost or other basis plus expense of sale	(h) Gain or (loss) (e) plus (f) minus (g)
a			
b			
c			
d			
e			

Complete only for assets showing gain in column (h) and owned by the foundation on 12/31/69			(l) Gains (Col (h) gain minus col (k), but not less than -0-) or Losses (from col (h))
(i) FMV as of 12/31/69	(j) Adjusted basis as of 12/31/69	(k) Excess of col (i) over col (j), if any	
a			
b			
c			
d			
e			

2 Capital gain net income or (net capital loss) If gain, also enter in Part I, line 7 If (loss), enter -0- in Part I, line 7	2
3 Net short-term capital gain or (loss) as defined in sections 1222(5) and (6) If gain, also enter in Part I, line 8, column (c) (see instructions) If (loss), enter -0- in Part I, line 8	3

Part V Qualification Under Section 4940(e) for Reduced Tax on Net Investment Income

(For optional use by domestic private foundations subject to the section 4940(a) tax on net investment income)

If section 4940(d)(2) applies, leave this part blank

Was the foundation liable for the section 4942 tax on the distributable amount of any year in the base period? Yes No
 If "Yes," the foundation does not qualify under section 4940(e) Do not complete this part

1 Enter the appropriate amount in each column for each year, see the instructions before making any entries

(a) Base period years Calendar year (or tax year beginning in)	(b) Adjusted qualifying distributions	(c) Net value of noncharitable-use assets	(d) Distribution ratio (col (b) divided by col (c))
2013	52,500	1,196,996	0.043860
2012	59,814	1,108,705	0.053949
2011	49,840	989,614	0.050363
2010	49,565	955,485	0.051874
2009	57,122	964,422	0.059229

2 Total of line 1, column (d)	2	0.259275
3 Average distribution ratio for the 5-year base period - divide the total on line 2 by 5, or by the number of years the foundation has been in existence if less than 5 years	3	0.051855
4 Enter the net value of noncharitable-use assets for 2014 from Part X, line 5	4	1,169,667
5 Multiply line 4 by line 3	5	60,653
6 Enter 1% of net investment income (1% of Part I, line 27b)	6	203
7 Add lines 5 and 6	7	60,856
8 Enter qualifying distributions from Part XII, line 4 If line 8 is equal to or greater than line 7, check the box in Part VI, line 1b, and complete that part using a 1% tax rate See the Part VI instructions	8	78,800

Part VI Excise Tax Based on Investment Income (Section 4940(a), 4940(b), 4940(e), or 4948 – see instructions)

1a	Exempt operating foundations described in section 4940(d)(2), check here <input type="checkbox"/> and enter "N/A" on line 1 Date of ruling or determination letter (attach copy of letter if necessary—see instructions)		
b	Domestic foundations that meet the section 4940(e) requirements in Part V, check here <input type="checkbox"/> and enter 1% of Part I, line 27b	1	203
c	All other domestic foundations enter 2% of line 27b Exempt foreign organizations enter 4% of Part I, line 12, col (b)		
2	Tax under section 511 (domestic section 4947(a)(1) trusts and taxable foundations only. Others enter -0-)	2	0
3	Add lines 1 and 2	3	203
4	Subtitle A (income) tax (domestic section 4947(a)(1) trusts and taxable foundations only Others enter -0-)	4	0
5	Tax based on investment income. Subtract line 4 from line 3 If zero or less, enter -0-	5	203
6	Credits/Payments:		
a	2014 estimated tax payments and 2013 overpayment credited to 2014	6a	
b	Exempt foreign organizations – tax withheld at source	6b	
c	Tax paid with application for extension of time to file (Form 8868)	6c	
d	Backup withholding erroneously withheld	6d	
7	Total credits and payments Add lines 6a through 6d	7	
8	Enter any penalty for underpayment of estimated tax Check her <input type="checkbox"/> if Form 2220 is attached	8	
9	Tax due. If the total of lines 5 and 8 is more than line 7, enter amount owed	9	203
10	Overpayment. If line 7 is more than the total of lines 5 and 8, enter the amount overpaid	10	
11	Enter the amount of line 10 to be Credited to 2015 estimated tax Refunded	11	

Part VII: A Statements Regarding Activities

	Yes	No
1a During the tax year, did the foundation attempt to influence any national, state, or local legislation or did it participate or intervene in any political campaign?		X
1b Did it spend more than \$100 during the year (either directly or indirectly) for political purposes (see Instructions for the definition)? If the answer is "Yes" to 1a or 1b , attach a detailed description of the activities and copies of any materials published or distributed by the foundation in connection with the activities		X
1c Did the foundation file Form 1120-POL for this year?		X
d Enter the amount (if any) of tax on political expenditures (section 4955) imposed during the year (1) On the foundation \$ _____ (2) On foundation managers \$ _____		
e Enter the reimbursement (if any) paid by the foundation during the year for political expenditure tax imposed on foundation managers \$ _____		
2 Has the foundation engaged in any activities that have not previously been reported to the IRS? If "Yes," attach a detailed description of the activities		X
3 Has the foundation made any changes, not previously reported to the IRS, in its governing instrument, articles of incorporation, or bylaws, or other similar instruments? If "Yes," attach a conformed copy of the changes		X
4a Did the foundation have unrelated business gross income of \$1,000 or more during the year?		X
b If "Yes," has it filed a tax return on Form 990-T for this year?	N/A	
5 Was there a liquidation, termination, dissolution, or substantial contraction during the year? If "Yes," attach the statement required by General Instruction T		X
6 Are the requirements of section 508(e) (relating to sections 4941 through 4945) satisfied either • By language in the governing instrument, or • By state legislation that effectively amends the governing instrument so that no mandatory directions that conflict with the state law remain in the governing instrument?	X	
7 Did the foundation have at least \$5,000 in assets at any time during the year? If "Yes," complete Part II, col (c), and Part XV	X	
8a Enter the states to which the foundation reports or with which it is registered (see instructions) WA		
b If the answer is "Yes" to line 7, has the foundation furnished a copy of Form 990-PF to the Attorney General (or designate) of each state as required by General Instruction G? If "No," attach explanation	X	
9 Is the foundation claiming status as a private operating foundation within the meaning of section 4942(j)(3) or 4942(j)(5) for calendar year 2014 or the taxable year beginning in 2014 (see instructions for Part XIV)? If "Yes," complete Part XIV		X
10 Did any persons become substantial contributors during the tax year? If "Yes," attach a schedule listing their names and addresses		X

Part VII-A Statements Regarding Activities (continued)

11	At any time during the year, did the foundation, directly or indirectly, own a controlled entity within the meaning of section 512(b)(13)? If "Yes," attach schedule (see instructions)	11		X
12	Did the foundation make a distribution to a donor advised fund over which the foundation or a disqualified person had advisory privileges? If "Yes," attach statement (see instructions)	12		X
13	Did the foundation comply with the public inspection requirements for its annual returns and exemption application? Website address ▶ N/A	13	X	
14	The books are in care of ▶ RENE FINDLEY 13925 INTERURBAN AVE S #100 Located at ▶ SEATTLE	Telephone no ▶ 206-577-1428		
		WA	ZIP+4 ▶ 98168	
15	Section 4947(a)(1) nonexempt charitable trusts filing Form 990-PF in lieu of Form 1041 – Check here and enter the amount of tax-exempt interest received or accrued during the year	15		<input type="checkbox"/>
16	At any time during calendar year 2014, did the foundation have an interest in or a signature or other authority over a bank, securities, or other financial account in a foreign country? See the instructions for exceptions and filing requirements for FinCEN Form 114, (formerly TD F 90-22 1) If "Yes," enter the name of the foreign country ▶	16	Yes	No X

Part VII-B Statements Regarding Activities for Which Form 4720 May Be Required

File Form 4720 if any item is checked in the "Yes" column, unless an exception applies.

		Yes	No
1a	During the year did the foundation (either directly or indirectly)		
(1)	Engage in the sale or exchange, or leasing of property with a disqualified person? <input type="checkbox"/> Yes <input checked="" type="checkbox"/> No		
(2)	Borrow money from, lend money to, or otherwise extend credit to (or accept it from) a disqualified person? <input type="checkbox"/> Yes <input checked="" type="checkbox"/> No		
(3)	Furnish goods, services, or facilities to (or accept them from) a disqualified person? <input type="checkbox"/> Yes <input checked="" type="checkbox"/> No		
(4)	Pay compensation to, or pay or reimburse the expenses of, a disqualified person? <input type="checkbox"/> Yes <input checked="" type="checkbox"/> No		
(5)	Transfer any income or assets to a disqualified person (or make any of either available for the benefit or use of a disqualified person)? <input type="checkbox"/> Yes <input checked="" type="checkbox"/> No		
(6)	Agree to pay money or property to a government official? (Exception. Check "No" if the foundation agreed to make a grant to or to employ the official for a period after termination of government service, if terminating within 90 days) <input type="checkbox"/> Yes <input checked="" type="checkbox"/> No		
b	If any answer is "Yes" to 1a(1)–(6), did any of the acts fail to qualify under the exceptions described in Regulations section 53.4941(d)-3 or in a current notice regarding disaster assistance (see instructions)? Organizations relying on a current notice regarding disaster assistance check here	N/A	1b
c	Did the foundation engage in a prior year in any of the acts described in 1a, other than excepted acts, that were not corrected before the first day of the tax year beginning in 2014?	N/A	1c
2	Taxes on failure to distribute income (section 4942) (does not apply for years the foundation was a private operating foundation defined in section 4942(j)(3) or 4942(j)(5))		
a	At the end of tax year 2014, did the foundation have any undistributed income (lines 6d and 6e, Part XIII) for tax year(s) beginning before 2014? If "Yes," list the years ▶ 20 , 20 , 20 , 20 <input type="checkbox"/> Yes <input checked="" type="checkbox"/> No		
b	Are there any years listed in 2a for which the foundation is not applying the provisions of section 4942(a)(2) (relating to incorrect valuation of assets) to the year's undistributed income? (If applying section 4942(a)(2) to all years listed, answer "No" and attach statement – see instructions)	N/A	2b
c	If the provisions of section 4942(a)(2) are being applied to any of the years listed in 2a, list the years here ▶ 20 , 20 , 20 , 20		
3a	Did the foundation hold more than a 2% direct or indirect interest in any business enterprise at any time during the year? <input type="checkbox"/> Yes <input checked="" type="checkbox"/> No		
b	If "Yes," did it have excess business holdings in 2014 as a result of (1) any purchase by the foundation or disqualified persons after May 26, 1969, (2) the lapse of the 5-year period (or longer period approved by the Commissioner under section 4943(c)(7)) to dispose of holdings acquired by gift or bequest, or (3) the lapse of the 10-, 15-, or 20-year first phase holding period? (Use Schedule C, Form 4720, to determine if the foundation had excess business holdings in 2014)	N/A	3b
4a	Did the foundation invest during the year any amount in a manner that would jeopardize its charitable purposes?	4a	X
b	Did the foundation make any investment in a prior year (but after December 31, 1969) that could jeopardize its charitable purpose that had not been removed from jeopardy before the first day of the tax year beginning in 2014?	4b	X

Part VII-B Statements Regarding Activities for Which Form 4720 May Be Required (continued)

5a During the year did the foundation pay or incur any amount to

(1) Carry on propaganda, or otherwise attempt to influence legislation (section 4945(e))? Yes No

(2) Influence the outcome of any specific public election (see section 4955), or to carry on, directly or indirectly, any voter registration drive? Yes No

(3) Provide a grant to an individual for travel, study, or other similar purposes? Yes No

(4) Provide a grant to an organization other than a charitable, etc., organization described in section 4945(d)(4)(A)? (see instructions) Yes No

(5) Provide for any purpose other than religious, charitable, scientific, literary, or educational purposes, or for the prevention of cruelty to children or animals? Yes No

b If any answer is "Yes" to 5a(1)–(5), did any of the transactions fail to qualify under the exceptions described in Regulations section 53.4945 or in a current notice regarding disaster assistance (see instructions)? **N/A**

Organizations relying on a current notice regarding disaster assistance check here

c If the answer is "Yes" to question 5a(4), does the foundation claim exemption from the tax because it maintained expenditure responsibility for the grant? **N/A** Yes No

If "Yes," attach the statement required by Regulations section 53.4945–5(d)

6a Did the foundation, during the year, receive any funds, directly or indirectly, to pay premiums on a personal benefit contract? Yes No

b Did the foundation, during the year, pay premiums, directly or indirectly, on a personal benefit contract? **6b**

If "Yes" to 6b, file Form 8870

7a At any time during the tax year, was the foundation a party to a prohibited tax shelter transaction? Yes No

b If "Yes," did the foundation receive any proceeds or have any net income attributable to the transaction? **N/A** **7b**

Part VIII Information About Officers, Directors, Trustees, Foundation Managers, Highly Paid Employees, and Contractors

1 List all officers, directors, trustees, foundation managers and their compensation (see instructions).

(a) Name and address	(b) Title, and average hours per week devoted to position	(c) Compensation (if not paid, enter -0-)	(d) Contributions to employee benefit plans and deferred compensation	(e) Expense account, other allowances
SEE STATEMENT 8				

2 Compensation of five highest-paid employees (other than those included on line 1 – see instructions). If none, enter "NONE."

(a) Name and address of each employee paid more than \$50,000	(b) Title, and average hours per week devoted to position	(c) Compensation	(d) Contributions to employee benefit plans and deferred compensation	(e) Expense account, other allowances
NONE				

Total number of other employees paid over \$50,000

0

Part VIII Information About Officers, Directors, Trustees, Foundation Managers, Highly Paid Employees, and Contractors (continued)

3 Five highest-paid independent contractors for professional services (see instructions). If none, enter "NONE."

(a) Name and address of each person paid more than \$50,000	(b) Type of service	(c) Compensation
NONE		

Total number of others receiving over \$50,000 for professional services ▶

Part IX-A Summary of Direct Charitable Activities

List the foundation's four largest direct charitable activities during the tax year. Include relevant statistical information such as the number of organizations and other beneficiaries served, conferences convened, research papers produced, etc.	Expenses
1 GRANTS FOR ANNUAL COLLEGE LEVEL SCHOLARSHIP SUPPORT EMPHASIZING STUDENTS INTERESTED IN ENTREPRENEURSHIP.	45,800
2 GRANTS FOR ECONOMIC DEVELOPMENT	33,000
3	
4	

Part IX-B Summary of Program-Related Investments (see instructions)

Describe the two largest program-related investments made by the foundation during the tax year on lines 1 and 2	Amount
1 N/A	
2	
All other program-related investments See instructions	
3	

Total. Add lines 1 through 3 ▶

Part X Minimum Investment Return (All domestic foundations must complete this part. Foreign foundations, see instructions.)

1	Fair market value of assets not used (or held for use) directly in carrying out charitable, etc., purposes		
a	Average monthly fair market value of securities	1a	1,176,473
b	Average of monthly cash balances	1b	11,006
c	Fair market value of all other assets (see instructions)	1c	0
d	Total (add lines 1a, b, and c)	1d	1,187,479
e	Reduction claimed for blockage or other factors reported on lines 1a and 1c (attach detailed explanation)	1e	0
2	Acquisition indebtedness applicable to line 1 assets	2	0
3	Subtract line 2 from line 1d	3	1,187,479
4	Cash deemed held for charitable activities. Enter 1½% of line 3 (for greater amount, see instructions)	4	17,812
5	Net value of noncharitable-use assets. Subtract line 4 from line 3. Enter here and on Part V, line 4	5	1,169,667
6	Minimum investment return. Enter 5% of line 5	6	58,483

Part XI Distributable Amount (see instructions) (Section 4942(j)(3) and (j)(5) private operating foundations and certain foreign organizations check here and do not complete this part.)

1	Minimum investment return from Part X, line 6	1	58,483
2a	Tax on investment income for 2014 from Part VI, line 5	2a	203
b	Income tax for 2014 (This does not include the tax from Part VI)	2b	
c	Add lines 2a and 2b	2c	203
3	Distributable amount before adjustments. Subtract line 2c from line 1	3	58,280
4	Recoveries of amounts treated as qualifying distributions	4	
5	Add lines 3 and 4	5	58,280
6	Deduction from distributable amount (see instructions)	6	
7	Distributable amount as adjusted. Subtract line 6 from line 5. Enter here and on Part XIII, line 1	7	58,280

Part XII Qualifying Distributions (see instructions)

1	Amounts paid (including administrative expenses) to accomplish charitable, etc., purposes		
a	Expenses, contributions, gifts, etc. – total from Part I, column (d), line 26	1a	78,800
b	Program-related investments – total from Part IX-B	1b	
2	Amounts paid to acquire assets used (or held for use) directly in carrying out charitable, etc., purposes	2	
3	Amounts set aside for specific charitable projects that satisfy the		
a	Suitability test (prior IRS approval required)	3a	
b	Cash distribution test (attach the required schedule)	3b	
4	Qualifying distributions. Add lines 1a through 3b. Enter here and on Part V, line 8, and Part XIII, line 4	4	78,800
5	Foundations that qualify under section 4940(e) for the reduced rate of tax on net investment income. Enter 1% of Part I, line 27b (see instructions)	5	203
6	Adjusted qualifying distributions. Subtract line 5 from line 4	6	78,597

Note. The amount on line 6 will be used in Part V, column (b), in subsequent years when calculating whether the foundation qualifies for the section 4940(e) reduction of tax in those years

Part XIII Undistributed Income (see instructions)

	(a) Corpus	(b) Years prior to 2013	(c) 2013	(d) 2014
1 Distributable amount for 2014 from Part XI, line 7				58,280
2 Undistributed income, if any, as of the end of 2014				
a Enter amount for 2013 only			2,950	
b Total for prior years: 20____, 20____, 20____				
3 Excess distributions carryover, if any, to 2014:				
a From 2009				
b From 2010				
c From 2011				
d From 2012				
e From 2013				
f Total of lines 3a through e				
4 Qualifying distributions for 2014 from Part XII, line 4 ▶ \$ 78,800				
a Applied to 2013, but not more than line 2a			2,950	
b Applied to undistributed income of prior years (Election required – see instructions)				
c Treated as distributions out of corpus (Election required – see instructions)				
d Applied to 2014 distributable amount				58,280
e Remaining amount distributed out of corpus	17,570			
5 Excess distributions carryover applied to 2014 (If an amount appears in column (d), the same amount must be shown in column (a))				
6 Enter the net total of each column as indicated below:				
a Corpus Add lines 3f, 4c, and 4e Subtract line 5	17,570			
b Prior years' undistributed income Subtract line 4b from line 2b				
c Enter the amount of prior years' undistributed income for which a notice of deficiency has been issued, or on which the section 4942(a) tax has been previously assessed				
d Subtract line 6c from line 6b Taxable amount – see instructions				
e Undistributed income for 2013 Subtract line 4a from line 2a Taxable amount – see instructions				
f Undistributed income for 2014 Subtract lines 4d and 5 from line 1 This amount must be distributed in 2015				0
7 Amounts treated as distributions out of corpus to satisfy requirements imposed by section 170(b)(1)(F) or 4942(g)(3) (Election may be required—see instructions)				
8 Excess distributions carryover from 2009 not applied on line 5 or line 7 (see instructions)				
9 Excess distributions carryover to 2015. Subtract lines 7 and 8 from line 6a	17,570			
10 Analysis of line 9				
a Excess from 2010				
b Excess from 2011				
c Excess from 2012				
d Excess from 2013				
e Excess from 2014	17,570			

Part XIV Private Operating Foundations (see instructions and Part VII-A, question 9)

1a If the foundation has received a ruling or determination letter that it is a private operating foundation, and the ruling is effective for 2014, enter the date of the ruling ▶

b Check box to indicate whether the foundation is a private operating foundation described in section 4942(j)(3) or 4942(j)(5)

	Tax year		Prior 3 years		(e) Total
	(a) 2014	(b) 2013	(c) 2012	(d) 2011	
2a Enter the lesser of the adjusted net income from Part I or the minimum investment return from Part X for each year listed					
b 85% of line 2a					
c Qualifying distributions from Part XII, line 4 for each year listed					
d Amounts included in line 2c not used directly for active conduct of exempt activities					
e Qualifying distributions made directly for active conduct of exempt activities Subtract line 2d from line 2c					
3 Complete 3a, b, or c for the alternative test relied upon					
a "Assets" alternative test – enter					
(1) Value of all assets					
(2) Value of assets qualifying under section 4942(j)(3)(B)(i)					
b "Endowment" alternative test – enter 2/3 of minimum investment return shown in Part X, line 6 for each year listed					
c "Support" alternative test – enter.					
(1) Total support other than gross investment income (interest, dividends, rents, payments on securities loans (section 512(a)(5)), or royalties)					
(2) Support from general public and 5 or more exempt organizations as provided in section 4942(j)(3)(B)(iii)					
(3) Largest amount of support from an exempt organization					
(4) Gross investment income					

Part XV Supplementary Information (Complete this part only if the foundation had \$5,000 or more in assets at any time during the year – see instructions.)

1 Information Regarding Foundation Managers:

a List any managers of the foundation who have contributed more than 2% of the total contributions received by the foundation before the close of any tax year (but only if they have contributed more than \$5,000) (See section 507(d)(2))
N/A

b List any managers of the foundation who own 10% or more of the stock of a corporation (or an equally large portion of the ownership of a partnership or other entity) of which the foundation has a 10% or greater interest
N/A

2 Information Regarding Contribution, Grant, Gift, Loan, Scholarship, etc., Programs:
Check here if the foundation only makes contributions to preselected charitable organizations and does not accept unsolicited requests for funds. If the foundation makes gifts, grants, etc (see instructions) to individuals or organizations under other conditions, complete items 2a, b, c, and d

a The name, address, and telephone number or e-mail address of the person to whom applications should be addressed
N/A

b The form in which applications should be submitted and information and materials they should include
N/A

c Any submission deadlines
N/A

d Any restrictions or limitations on awards, such as by geographical areas, charitable fields, kinds of institutions, or other factors
N/A

Part XV Supplementary Information (continued)

3 Grants and Contributions Paid During the Year or Approved for Future Payment

Recipient Name and address (home or business)	If recipient is an individual, show any relationship to any foundation manager or substantial contributor	Foundation status of recipient	Purpose of grant or contribution	Amount
a Paid during the year				
WASHINGTON DECA GRANT 9747 NE JUANITA DRIVE KIRKLAND WA 98034		EXEMPT	SCHOLARSHIP	5,000
UNIVERSITY OF ALASKA FOUNDATION 1815 BRAGAW ST, ANCHORAGE AK 99508		FOUNDATION	SCHOLARSHIP	10,000
SOUTHWESTERN OREGON COMMUNITY COLLEGE 1988 NEWMARK AVENUE COOS BAY OR 97420		FOUNDATION	SCHOLARSHIP	5,000
SCORE - PORTLAND CHAPTER 620 SW MAIN ST # 313 PORTLAND OR 97205		EXEMPT	SUPPORT SMALL BUSINESSES	3,000
COMMUNITY SOURCED CAPITAL, SPC 220 2ND AVE S SEATTLE WA 98104	SUPPORT SMALL COMMUNITY BUSINESSES	CORPORATION	SUPPORT SMALL COMMUNITY BUSINESSES	20,000
OREGON STATE UNIVERSITY FOUNDATION 850 SW 35TH STREET CORVALLIS OR 97333		FOUNDATION	SCHOLARSHIP	10,000
LANE COMMUNITY COLLEGE FOUNDATION 4000 EAST 30TH AVE EUGENE OR 97405		FOUNDATION	SCHOLARSHIP	10,000
SOU FOUNDATION 1250 SISKIYOU BOULEVARD ASHLAND OR 97520		FOUNDATION	SCHOLARSHIP	5,800
VENTURES 2100 24TH AVE S, SUITE 38 SEATTLE WA 98144		EXEMPT	SUPPORT LOW-INCOME BUSINESS	10,000
Total			▶ 3a	78,800
b Approved for future payment N/A				
Total			▶ 3b	

Federal Statements

26-1088317

FYE: 9/30/2015

Statement 1 - Form 990-PF, Part I, Line 6a - Sale of Assets

Description	Whom Sold	Date Acquired	Date Sold	How Received	Sale Price	Cost	Expense	Depreciation	Net Gain / Loss
SEE STATEMENT	VARIOUS	VARIOUS		PURCHASE	\$ 197,876	\$ 133,560	\$	\$	\$ 64,316
TOTAL					\$ 197,876	\$ 133,560	\$ 0	\$ 0	\$ 64,316

Statement 2 - Form 990-PF, Part I, Line 11 - Other Income

Description	Revenue per Books	Net Investment Income	Adjusted Net Income
OTHER INCOME	\$ 94	\$	\$ 94
TOTAL	\$ 94	\$ 0	\$ 94

Statement 3 - Form 990-PF, Part I, Line 16c - Other Professional Fees

Description	Total	Net Investment	Adjusted Net	Charitable Purpose
INVESTMENT BROKER FEE	\$ 11,222	\$	\$	\$
TOTAL	\$ 11,222	\$ 0	\$ 0	\$ 0

Federal Statements

11/11/2010

Statement 4 - Form 990-PF, Part I, Line 25 - Noncash Contributions, Gifts, Grants

Amount	Noncash Description	FMV Explanation	Book Value Amount	Book Value Explanation	Date
5,000					1/06/15
10,000					1/23/01
5,000					6/03/15
3,000					6/03/15
20,000					6/04/15
10,000					6/10/15
10,000					6/10/15
5,800					8/06/15
10,000					8/06/15

Statement 5 - Form 990-PF, Part II, Line 10b - Corporate Stock Investments

Description	Beginning of Year	End of Year	Basis of Valuation	Fair Market Value
EQUITIES - PLEASE SEE STATEMENT 9	\$ 658,991	\$ 565,653	MARKET	\$
TOTAL	\$ 658,991	\$ 565,653		\$ 0

Statement 6 - Form 990-PF, Part II, Line 13 - Other Investments

Description	Beginning of Year	End of Year	Basis of Valuation	Fair Market Value
FIXED INCOME - SEE STATEMENT 9	\$ 456,250	\$ 470,522	MARKET	\$
PRINCIPAL CASH - SEE STATEMENT 9	13,471	8,540	MARKET	
ALTERNATIVES - SEE STATEMENT 9	108,063	93,467	MARKET	
TOTAL	\$ 577,784	\$ 572,529		\$ 0

26-1088317

Federal Statements

FYE: 9/30/2015

Statement 7 - Form 990-PF, Part II, Line 15 - Other Assets

<u>Description</u>	<u>Beginning of Year</u>	<u>End of Year</u>	<u>Fair Market Value</u>
ACCUMULATED NET UNREALIZED LOSS (GAIN)	\$ -141,083	\$ -47,815	\$
TOTAL	<u>\$ -141,083</u>	<u>\$ -47,815</u>	<u>\$ 0</u>

Federal Statements

26-1088317

FYE: 9/30/2015

Statement 8 - Form 990-PF, Part VIII, Line 1 - List of Officers, Directors, Trustees, Etc.

Name and Address	Title	Average Hours	Compensation	Benefits	Expenses
PHIL ENG 13925 INTERURBAN AVE S SEATTLE WA 98168	SECRETARY	0.00	0	0	0
HOWARD BARKHOFF 13925 INTERURBAN AVE S SEATTLE WA 98168	CHAIRMAN	0.00	0	0	0
JACK BRUMMEL 13925 INTERURBAN AVE S SEATTLE WA 98168	DIRECTOR	0.00	0	0	0
RICH FELDMAN 13925 INTERURBAN AVE S SEATTLE WA 98168	TREASURER	0.00	0	0	0
AARON FAIRCHILD 13925 INTERURBAN AVE S SEATTLE WA 98168	DIRECTOR	0.00	0	0	0
JENNIFER RINGENBACH 13925 INTERURBAN AVE S SEATTLE WA 98168	DIRECTOR	0.00	0	0	0
VIRGINIA CALVIN 13925 INTERURBAN AVE S SEATTLE WA 98168	DIRECTOR	0.00	0	0	0
DAVE SPURING 13925 INTERURBAN AVE S SEATTLE WA 98168	DIRECTOR	0.00	0	0	0
PATRICIA KIBBE 13925 INTERURBAN AVE S SEATTLE WA 98168	DIRECTOR	0.00	0	0	0
EDNA PETERSON	STAFF	0.00	0	0	0

Federal Statements

Statement 8 - Form 990-PF, Part VIII, Line 1 - List of Officers, Directors, Trustees, Etc. (continued)

Name and Address	Title	Average Hours	Compensation	Benefits	Expenses
13925 INTERURBAN AVE S SEATTLE WA 98168					
ROBIN AMRINE 13925 INTERURBAN AVE S SEATTLE WA 98168	DIRECTOR	0.00	0	0	0
RASHAD MORRIS 13925 INTERURBAN AVE S SEATTLE WA 98168	DIRECTOR	0.00	0	0	0

Overview of Account - 618243018 Evergreen Business Capital Fund.

Investment objective: Strategic Growth

Activity Summary

	This period (\$)	Year to date (\$)
Beginning market value	1,162,365.21	1,248,849.72
Cash and security transfers	0.00	0.00
Contributions	2,201.84	11,217.10
Income	5,892.62	-77,203.73
Withdrawals and fees	-20,492.58	-44,775.65
Change in account value	\$1,138,181.85	\$1,138,181.85
Market value on Sep 30, 2015	\$1,138,181.85	\$1,138,181.85

Earnings

	This period (\$)	Year to date (\$)
Total earnings	\$1,405.70	\$10,420.96
Total short term realized capital gain/loss	\$165.42	\$780.87
Total long term realized capital gain/loss	\$630.72	\$43,638.22
Total realized capital gain/loss	\$796.14	\$44,419.09


This summary is for your reference. It is not intended for tax-reporting purposes. Taxable income is taxable at the federal level and may be taxable at the state level.

A = \$64,316

Asset Allocation on September 30, 2015

	Market value (\$)	% of account
<input type="checkbox"/> Equities	565,653.58	50%
<input type="checkbox"/> Fixed Income	470,522.01	41%
<input type="checkbox"/> Alternatives	93,466.76	8%
<input type="checkbox"/> Cash and Equivalents	8,539.50	1%
Total Market Value	\$1,138,181.85	100%

Balance as of
 9/30/2015



Change in account value under Activity Summary above is a summary of your overall market value change since your last statement. This change encompasses several components changes in your holdings' value due to price fluctuations, as well as cash and asset management activity during the statement period.

Portfolio Holdings on September 30, 2015

618243018 Evergreen Business Capital Found.												
Equities												
	Number of Shares/Unit	Share/Unit Price (\$)	Market value (\$)	Cost basis (\$)	Unrealized gain or loss (\$)	Est. ann. inc. / yield at market	% of account					
AbbVie Inc CUSIP: 00287Y109	124.00	54.41	6,746.84	3,932.23	2,814.61	239.32 3.55%	0.59%					
American Tower Corp Com CUSIP: 03027X100	48.00	87.98	4,223.04	1,657.90	2,565.14	76.80 1.82%	0.37%					
Apple Inc CUSIP: 037833100	70.00	110.30	7,721.00	1,350.99	6,370.01	138.60 1.80%	0.68%					
Applied Materials Inc CUSIP: 038222105	384.00	14.69	5,640.96	5,659.89	18.93	153.60 2.72%	0.50%					
Artisan International Value Fund CUSIP: 04314H857	672.888	32.77	22,050.54	15,339.49	6,711.05	419.21 1.90%	1.94%					
Caterpillar Inc CUSIP: 149123101	92.00	65.36	6,013.12	8,344.02	-2,330.90	264.04 4.39%	0.53%					
Cisco Systems Inc CUSIP: 17275R102	385.00	26.25	10,106.25	7,445.17	2,661.08	308.00 3.05%	0.89%					
Comerica Inc CUSIP: 200340107	208.00	41.10	8,548.80	7,470.51	1,078.29	170.56 2.00%	0.75%					
Constellation Brands Inc CUSIP: 21036P108	94.00	125.21	11,769.74	7,615.29	4,154.45	58.28 0.50%	1.03%					
Costco Wholesale Corp CUSIP: 22160K105	75.00	144.57	10,842.75	4,598.78	6,243.97	106.50 0.98%	0.95%					
CSX Corp CUSIP: 126408103	349.00	26.90	9,388.10	4,098.92	5,289.18	237.32 2.53%	0.82%					
Eastman Chemical Co CUSIP: 277432100	77.00	64.72	4,983.44	6,148.52	-1,165.08	123.20 2.47%	0.44%					
Express Scripts Holding Co CUSIP: 30219G108	140.00	80.96	11,334.40	7,160.05	4,174.35	0.00	1.00%					
Facebook Inc CUSIP: 30303M102	96.00	89.90	8,630.40	7,317.50	1,312.90	0.00	0.76%					
Goldman Sachs Group Inc/The CUSIP: 38141G104	45.00	173.76	7,819.20	6,610.57	1,208.63	112.50 1.44%	0.69%					

Portfolio Holdings on September 30, 2015 (continued)

618243018 Evergreen Business Capital Found. (continued)	Number of Shares/Unit	Share/Unit Price (\$)	Market value (\$)	Cost basis (\$)	Unrealized gain or loss (\$)	Est. ann. inc. / yield at market	% of account
Equities (continued)							
NRG Energy Inc CUSIP: 629377508	173 00	14.85	2,569.05	5,590.08	3,021.03	99.48 3.87%	0.23%
Oracle Corp CUSIP: 68389X105	236 00	36.12	8,524.32	4,493.45	4,030.87	127.44 1.50%	0.75%
Pioneer Natural Resources Co CUSIP: 723787107	49.00	121.64	5,960.36	6,788.18	-827.82	3.92 0.07%	0.52%
PNC Financial Services Group Inc/The CUSIP: 693475105	82 00	89.20	7,314.40	5,026.94	2,287.46	162.36 2.22%	0.64%
Praxair Inc CUSIP: 74005P104	50.00	101.86	5,093.00	3,556.59	1,536.41	139.75 2.74%	0.45%
Priceline Group Inc/The CUSIP: 741503403	7.00	1,236.86	8,658.02	8,581.24	76.78	0.00	0.76%
Procter & Gamble Co/The CUSIP: 742718109	137.00	71.94	9,855.78	9,336.99	518.79	357.98 3.63%	0.87%
Prudential Financial Inc CUSIP: 744320102	112.00	76.21	8,535.52	7,656.18	879.34	259.84 3.04%	0.75%
Qualcomm Inc CUSIP: 747525103	125 00	53.73	6,716.25	4,912.85	1,803.40	225.00 3.35%	0.59%
Starbucks Corp CUSIP: 855244109	171.00	56.84	9,719.64	962.58	8,757.06	109.44 1.13%	0.85%
Templeton Institutional Funds Inc - Foreign Smaller Companies Series CUSIP: 880210877	2,974.213	20.50	60,971.37	49,772.59	11,198.78	478.85 0.79%	5.36%
UnitedHealth Group Inc CUSIP: 91324P102	84 00	116.01	9,744.84	2,770.55	6,974.29	147.00 1.51%	0.86%
Valero Energy Corp CUSIP: 91913Y100	97.00	60.10	5,829.70	3,808.63	2,021.07	143.08 2.45%	0.51%
Verizon Communications Inc CUSIP: 92343V104	96.00	43.51	4,176.96	4,888.68	-711.72	211.20 5.06%	0.37%

Portfolio Holdings on September 30, 2015 (continued)

	Number of Shares/Unit	Share/Unit Price (\$)	Market value (\$)	Cost basis (\$)	Unrealized gain or loss (\$)	Est. ann. inc / yield at market	% of account
618243018 Evergreen Business Capital Found. (continued)							
Cash and Equivalents							
SEI Daily Income Prime Obligation Fund CUSIP: 783965403	3,539 50	1.00	3,539.50	3,539.50	0.00	0.81	0.31%
US Dollar			5,000.00			0.02%	
Total Cash and Equivalents			\$8,539.50	\$3,539.50	\$0.00	0.01%	0.44%
Total for 618243018 Evergreen Business Capital Found.			\$1,138,181.85	\$1,045,948.84	\$87,233.01	\$17,627.53	100.00%
						1.55%	

Washington Trust Bank relies on industry pricing services to provide the market value of assets traded on security exchanges, such as stocks, bonds and mutual funds. Such information is deemed reliable based on the closing bid price for the last business day, but it is not guaranteed and should not be interpreted as the price at which an entire position could be sold. Assets that are not traded on securities exchanges are valued infrequently and the market values reflected on this statement are not reliable as a price at which these assets may be bought or sold.

Note: the term bid price is used by the investment industry to indicate the price where a security could be sold.

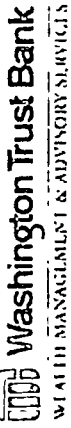
Transaction Detail

Date	Transaction Description	Amount (\$)	Accrued income (\$)	Realized G/L (\$)
618243018 Evergreen Business Capital Found.				
Disbursements				
Fees				
September 21, 2015	Periodic Fee . Taken Monthly \$892.62 Investment Management Fee: \$892.62 Account Evergreen Business Capital Found. Based on Average Daily Market Value of @ at tiered annual rates = \$892.62 Fee of \$0.00 Adjusted for annualized minimum of \$5,000.00. Discount Of \$99.18 Applied. Charged now .	-892.62		
Total Fees		-\$892.62	\$0.00	\$0.00
Other				
September 24, 2015	Cash Disbursement - Grant Distribution Via Check, Paid To University of Alaska Foundation, Grant Distribution per Request Dtd 9/23/2015	-5,000.00		
Total Other		-\$5,000.00	\$0.00	\$0.00
Total Disbursements		-\$5,892.62	\$0.00	\$0.00
Corporate Actions/Income				
Dividends				
September 1, 2015	Cash Dividend 1 17 USD WW Grainger Inc For 34.00 Shares Due on 09/01/15 With Ex Date 08/06/15	39.78		
September 1, 2015	Daily Rate Income on SEI Daily Income Prime Obligation Fund For Period of 08/01/15 to 08/31/15 Due on 09/01/15 Reinvested \$0.25 at \$1.00 For 0.25 Units	0.25		
September 2, 2015	Cash Dividend 0.4 USD Valero Energy Corp For 124.00 Shares Due on 09/02/15 With Ex Date 07/31/15	49.60		
September 4, 2015	Cash Dividend 0.27 USD Invesco Ltd For 281.00 Shares Due on 09/04/15 With Ex Date 08/18/15	75.87		
September 9, 2015	Cash Dividend 0.0038 USD Templeton Institutional Funds Inc Foreign Smaller Companies Series For 2,974.213 Units Due on 09/09/15 With Ex Date 09/04/15	11.30		
September 10, 2015	Cash Dividend 0.1 USD Applied Materials Inc For 384.00 Shares Due on 09/10/15 With Ex Date 08/18/15	38.40		
September 10, 2015	Cash Dividend 0.31 USD Microsoft Corp For 188.00 Shares Due on 09/10/15 With Ex Date 08/18/15	58.28		

Transaction Detail (continued)

Date	Transaction Description	Amount (\$)	Accrued income (\$)	Realized G/L (\$)
618243018	Evergreen Business Capital Found (continued)			
	Corporate Actions/Income (continued)			
	<i>Capital Gains Distributions (continued)</i>			
September 17, 2015	Long Term Capital Gains Distribution 0.0233 USD Nuveen Invnt Fds Inc Glob Infrast I For 4,739.743 Units Due on 09/17/15 With Ex Date 09/16/15	110.44		110.44
September 17, 2015	Short Term Capital Gains Distribution 0.0349 USD Nuveen Invnt Fds Inc Glob Infrast I For 4,739.743 Units Due on 09/17/15 With Ex Date 09/16/15	165.42		165.42
	Total Capital Gains Distributions	\$796.14	\$0.00	\$796.14
	Total Corporate Actions/Income	\$2,201.84	\$0.00	\$796.14
September 30, 2015	Cash Sweep Activity	8,691.03	0.00	0.00
	Total 618243018 Evergreen Business Capital Found.	\$5,000.25	\$0.00	\$796.14

Washington Trust Bank attempts to provide accurate cost basis information for assets reflected on this statement. However, there are many factors that can affect cost basis, including depreciation, and Washington Trust Bank may be relying on individual clients or third parties, such as the prior custodian, prior trustee or accountant for assets transferred to the Bank after purchase. The accuracy of cost basis information should be verified with the original source if applicable.



December 31, 2014
December 31, 2014
Portfolio Statement

Overview of Account - 618243018 Evergreen Business Capital Found.

Investment objective: Strategic Growth

Activity Summary

	This period (\$)	Year to date (\$)
Beginning market value	1,257,169.00	0.00
Cash and security transfers	0.00	0.00
Contributions	0.00	15,017.76
Income	16,736.60	31,824.39
Withdrawals and fees	-944.50	-82,458.65
Change in account value	-24,111.38	1,284,466.22
Market value on Dec 31, 2014	\$1,248,849.72	\$1,248,849.72

Note: Any "Year to date (\$)" column reference within this statement reflects activity beginning March 1, 2014. It is not calendar year. If you need additional information for January and February 2014 activity, please contact your Relationship Manager for assistance.

Asset Allocation on December 31, 2014


	Market value (\$)	% of account
<input type="checkbox"/> Equities	664,570.76	53%
<input type="checkbox"/> Fixed Income	452,760.57	36%
<input type="checkbox"/> Alternatives	109,241.33	9%
<input type="checkbox"/> Cash and Equivalents	22,277.06	2%
Total Market Value	\$1,248,849.72	100%

Change in account value under Activity Summary above is a summary of your overall market value change since your last statement. This change encompasses several components. Changes in your holdings' value due to price fluctuations, as well as cash and asset management activity during the statement period. Year to date is as of 3/1/14

Earnings

	This period (\$)	Year to date (\$)
Total earnings	\$5,806.69	\$17,987.80
Total short term realized capital gain/loss	\$3,447.14	\$4,368.95
Total long term realized capital gain/loss	\$7,482.77	\$46,794.80
Total realized capital gain/loss	\$10,929.91	\$51,163.75

This summary is for your reference. It is not intended for tax reporting purposes and reflects capital gain/loss only from 3/1/14. Taxable income is taxable at the federal level and may be taxable at the state level.



Asset Summary on December 31, 2014

	Market value (\$)	Cost basis (\$)	Unrealized gain or loss (\$)	Estimated annual income (\$)	Yield at market	% of account
618243018 Evergreen Business Capital Found.						
Equities	664,570 76	499,610 36	164,960 40	8,379.86	1.26%	53.22%
Fixed Income	452,760 57	456,578 40	-3,817 83	7,269 24	1.61%	36.25%
Alternatives	109,241 33	94,752.29	14,489 04	2,145 04	1.96%	8.75%
Cash and Equivalents	22,277 06	21,714 94	0.00	2 76	0 01%	1 78%
Total for 618243018 Evergreen Business Capital Found	\$1,248,849.72	\$1,072,655.99	\$175,631.61	\$17,796.90	1.43%	100.00%

Overview of Account - 618243018 Evergreen Business Capital Found.

Investment objective: Strategic Growth


Activity Summary

	This period (\$)	Year to date (\$)
Beginning market value	1,257,527.43	0.00
Cash and security transfers	0.00	0.00
Contributions	0.00	15,017.76
Income	2,821.00	15,087.79
Withdrawals and fees	-10,920.29	-81,514.15
Change in account value	7,740.86	1,308,577.60
Market value on Nov 30, 2014	\$1,257,169.00	\$1,257,169.00

Note: Any "Year to date (\$)" column reference within this statement reflects activity beginning March 1, 2014. It is not calendar year. If you need additional information for January and February 2014 activity, please contact your Relationship Manager for assistance.

Asset Allocation on November 30, 2014

	Market value (\$)	% of account
Equities	677,828.31	54%
Fixed Income	456,830.91	36%
Alternatives	116,024.82	9%
Cash and Equivalents	6,484.96	1%
Total Market Value	\$1,257,169.00	100%



Earnings

	This period (\$)	Year to date (\$)
Total earnings	\$1,367.80	\$12,181.11
Total short term realized capital gain/loss	\$322.65	\$921.81
Total long term realized capital gain/loss	\$1,130.55	\$39,312.03
Total realized capital gain/loss	\$1,453.20	\$40,233.84

This summary is for your reference. It is not intended for tax-reporting purposes and reflects capital gain/loss only from 3/1/14. Taxable income is taxable at the federal level and may be taxable at the state level

Change in account value under Activity Summary above is a summary of your overall market value change since your last statement. This change encompasses several components. Changes in your holdings' value due to price fluctuations, as well as cash and asset management activity during the statement period. Year to date is as of 3/1/14.

Asset Summary on November 30, 2014

	Market value (\$)	Cost basis (\$)	Unrealized gain or loss (\$)	Estimated annual income (\$)	Yield at market	% of account
618243018 Evergreen Business Capital Found.						
Equities	677,828.31	499,610.36	178,217.95	8,374.57	1.24%	53.91%
Fixed Income	456,830.91	456,578.40	252.51	6,410.20	1.40%	36.34%
Alternatives	116,024.82	94,752.29	21,272.53	2,288.81	1.97%	9.23%
Cash and Equivalents	6,484.96	6,484.96	0.00	0.82	0.01%	0.52%
Total for 618243018 Evergreen Business Capital Found.	\$1,257,169.00	\$1,057,426.01	\$199,742.99	\$17,074.40	1.36%	100.00%



Overview of Account - 618243018 Evergreen Business Capital Fund.

Investment objective: Strategic Growth

Activity Summary

	This period (\$)	Year to date (\$)
Beginning market value	1,236,774.88	0.00
Cash and security transfers	0.00	0.00
Contributions	0.00	15,017.76
Income	1,238.60	12,266.79
Withdrawals and fees	-954.49	-70,593.86
Change in account value	20,468.44	1,300,836.74
Market value on Oct 31, 2014	\$1,257,527.43	\$1,257,527.43

Note: Any "Year to date (\$)" column reference within this statement reflects activity beginning March 1, 2014. It is not calendar year. If you need additional information for January and February 2014 activity, please contact your Relationship Manager for assistance.

Asset Allocation on October 31, 2014

	Market value (\$)	% of account
Equities	671,433.61	54%
Fixed Income	457,005.51	36%
Alternatives	114,504.06	9%
Cash and Equivalents	14,584.25	1%
Total Market Value	\$1,257,527.43	100%

Earnings

	This period (\$)	Year to date (\$)
Total earnings	\$1,238.60	\$10,813.31
Total short term realized capital gain/loss	\$0.00	\$599.16
Total long term realized capital gain/loss	\$7,513.64	\$38,181.48
Total realized capital gain/loss	\$7,513.64	\$38,780.64

This summary is for your reference. It is not intended for tax-reporting purposes and reflects capital gain/loss only from 3/1/14. Taxable income is taxable at the federal level and may be taxable at the state level.



Change in account value under Activity Summary above is a summary of your overall market value change since your last statement. This change encompasses several components: changes in your holdings' value due to price fluctuations, as well as cash and asset management activity during the statement period. Year to date is as of 3/1/14.

Asset Summary on October 31, 2014

	Market value (\$)	Cost basis (\$)	Unrealized gain or loss (\$)	Estimated annual income (\$)	Yield at market	% of account
618243018 Evergreen Business Capital Found.						
Equities	671,433.61	499,610.36	171,823.25	8,603.39	1.28%	53.39%
Fixed Income	457,005.51	456,578.40	427.11	6,447.96	1.41%	36.34%
Alternatives	114,504.06	94,752.29	19,751.77	2,288.81	2.00%	9.11%
Cash and Equivalents	14,584.25	14,584.25	0.00	1.85	0.01%	1.16%
Total for 618243018 Evergreen Business Capital Found.	\$1,257,527.43	\$1,065,525.30	\$192,002.13	\$17,342.01	1.38%	100.00%

