



See a Social Security Number? Say Something!
Report Privacy Problems to <https://public.resource.org/privacy>
Or call the IRS Identity Theft Hotline at 1-800-908-4490



Form **990-PF**

Department of the Treasury
Internal Revenue Service

Return of Private Foundation

or Section 4947(a)(1) Trust Treated as Private Foundation

▶ Do not enter social security numbers on this form as it may be made public.

▶ Information about Form 990-PF and its instructions is at www.irs.gov/form990pf.

OMB No 1545-0052

2014

Open to Public Inspection

For calendar year 2014, or tax year beginning 10-01-2014 , and ending 09-30-2015

| | | | |
|--|--|--|--|
| Name of foundation The William H Pitt Foundation Inc | | A Employer identification number 22-2570737 | |
| Number and street (or P O box number if mail is not delivered to street address) 251 Royal Palm Way Room 400 | | Room/suite | |
| City or town, state or province, country, and ZIP or foreign postal code Palm Beach, FL 33480 | | B Telephone number (see instructions) | |
| G Check all that apply <div><input type="checkbox"/> Initial return</div> <div><input type="checkbox"/> Initial return of a former public charity</div> <div><input type="checkbox"/> Final return</div> <div><input type="checkbox"/> Amended return</div> <div><input type="checkbox"/> Address change</div> <div><input type="checkbox"/> Name change</div> | | C If exemption application is pending, check here <input type="checkbox"/> | |
| H Check type of organization <input checked="" type="checkbox"/> Section 501(c)(3) exempt private foundation <input type="checkbox"/> Section 4947(a)(1) nonexempt charitable trust <input type="checkbox"/> Other taxable private foundation | | D 1. Foreign organizations, check here <input type="checkbox"/> 2. Foreign organizations meeting the 85% test, check here and attach computation <input type="checkbox"/> | |
| I Fair market value of all assets at end of year (from Part II, col. (c), line 16)▶\$ 66,267,222 | | E If private foundation status was terminated under section 507(b)(1)(A), check here <input type="checkbox"/> | |
| J Accounting method <input type="checkbox"/> Cash <input checked="" type="checkbox"/> Accrual <input type="checkbox"/> Other (specify) _____ (Part I, column (d) must be on cash basis.) | | F If the foundation is in a 60-month termination under section 507(b)(1)(B), check here <input type="checkbox"/> | |

| Part I Analysis of Revenue and Expenses <small>(The total of amounts in columns (b), (c), and (d) may not necessarily equal the amounts in column (a) (see instructions))</small> | | (a) Revenue and expenses per books | (b) Net investment income | (c) Adjusted net income | (d) Disbursements for charitable purposes (cash basis only) |
|--|--|------------------------------------|---------------------------|-------------------------|---|
| Revenue | 1 Contributions, gifts, grants, etc , received (attach schedule) | | | | |
| | 2 Check <input checked="" type="checkbox"/> if the foundation is not required to attach Sch B | | | | |
| | 3 Interest on savings and temporary cash investments | | | | |
| | 4 Dividends and interest from securities. | 955,482 | 942,710 | | |
| | 5a Gross rents | 323,853 | 323,853 | | |
| | b Net rental income or (loss) <u>217,468</u> | | | | |
| | 6a Net gain or (loss) from sale of assets not on line 10 | -79,283 | | | |
| | b Gross sales price for all assets on line 6a <u>2,219,144</u> | | | | |
| | 7 Capital gain net income (from Part IV, line 2) . . . | | 0 | | |
| | 8 Net short-term capital gain | | | | |
| | 9 Income modifications | | | | |
| | 10a Gross sales less returns and allowances | | | | |
| Operating and Administrative Expenses | b Less Cost of goods sold | | | | |
| | c Gross profit or (loss) (attach schedule) | | | | |
| | 11 Other income (attach schedule) | -81,514 | 2,254,803 | | |
| | 12 Total. Add lines 1 through 11 | 1,118,538 | 3,521,366 | | |
| | 13 Compensation of officers, directors, trustees, etc | 591,796 | 25,150 | | 491,196 |
| | 14 Other employee salaries and wages | 32,019 | | | 32,019 |
| | 15 Pension plans, employee benefits | 60,446 | 2,472 | | 50,557 |
| | 16a Legal fees (attach schedule) | 6,656 | 6,656 | | |
| | b Accounting fees (attach schedule) | 99,949 | | | 89,949 |
| | c Other professional fees (attach schedule) | 68,378 | 65,801 | | 2,577 |
| | 17 Interest | 666,944 | 337,594 | | |
| | 18 Taxes (attach schedule) (see instructions) | 972,838 | 488,812 | | 2,779 |
| | 19 Depreciation (attach schedule) and depletion | 976,092 | 462,350 | | |
| | 20 Occupancy | 101,462 | | | 101,462 |
| | 21 Travel, conferences, and meetings | 4,826 | | | 4,826 |
| | 22 Printing and publications | 2,890 | | | 2,890 |
| | 23 Other expenses (attach schedule) | 2,023,531 | 1,146,589 | | 13,847 |
| | 24 Total operating and administrative expenses. Add lines 13 through 23 | 5,607,827 | 2,535,424 | | 792,102 |
| | 25 Contributions, gifts, grants paid | 2,937,605 | | | 2,937,605 |
| | 26 Total expenses and disbursements. Add lines 24 and 25 | 8,545,432 | 2,535,424 | | 3,729,707 |
| | 27 Subtract line 26 from line 12 | | | | |
| | a Excess of revenue over expenses and disbursements | -7,426,894 | | | |
| | b Net investment income (if negative, enter -0-) | | 985,942 | | |
| c Adjusted net income (if negative, enter -0-) | | | | | |

| Part II Balance Sheets | | Attached schedules and amounts in the description column should be for end-of-year amounts only (See instructions) | Beginning of year | End of year | |
|---|--|---|-------------------|----------------|-----------------------|
| | | | (a) Book Value | (b) Book Value | (c) Fair Market Value |
| Assets | 1 | Cash—non-interest-bearing | 1,184,283 | 5,033,639 | 5,033,639 |
| | 2 | Savings and temporary cash investments | 3,080,064 | 1,474,517 | 1,474,517 |
| | 3 | Accounts receivable ▶ _____ Less allowance for doubtful accounts ▶ _____ | 72,257 | | |
| | 4 | Pledges receivable ▶ _____ Less allowance for doubtful accounts ▶ _____ | | | |
| | 5 | Grants receivable | | | |
| | 6 | Receivables due from officers, directors, trustees, and other disqualified persons (attach schedule) (see instructions) | | | |
| | 7 | Other notes and loans receivable (attach schedule) ▶ _____ 2,410,825 Less allowance for doubtful accounts ▶ _____ | 8,038,446 | 2,410,825 | 2,410,825 |
| | 8 | Inventories for sale or use | | | |
| | 9 | Prepaid expenses and deferred charges | 152,882 | 79,327 | 79,327 |
| | 10a | Investments—U S and state government obligations (attach schedule) | | | |
| | b | Investments—corporate stock (attach schedule) | 3,294,467 | 9,400,569 | 8,074,439 |
| | c | Investments—corporate bonds (attach schedule). | | | |
| | 11 | Investments—land, buildings, and equipment basis ▶ _____ 3,570,767 Less accumulated depreciation (attach schedule) ▶ _____ 575,771 | 3,027,170 | 2,994,996 | 4,588,000 |
| | 12 | Investments—mortgage loans | | | |
| | 13 | Investments—other (attach schedule) | 41,699,598 | 31,610,078 | 44,466,953 |
| | 14 | Land, buildings, and equipment basis ▶ _____ 102,962 Less accumulated depreciation (attach schedule) ▶ _____ 51,647 | 15,570 | 51,315 | 51,315 |
| 15 | Other assets (describe ▶ _____) | 5,600 | 88,207 | 88,207 | |
| 16 | Total assets (to be completed by all filers—see the instructions Also, see page 1, item I) | | 60,570,337 | 53,143,473 | 66,267,222 |
| Liabilities | 17 | Accounts payable and accrued expenses | 300 | 330 | |
| | 18 | Grants payable | 115,000 | 115,000 | |
| | 19 | Deferred revenue | | | |
| | 20 | Loans from officers, directors, trustees, and other disqualified persons | | | |
| | 21 | Mortgages and other notes payable (attach schedule) | | | |
| | 22 | Other liabilities (describe ▶ _____) | | | |
| | 23 | Total liabilities (add lines 17 through 22) | 115,300 | 115,330 | |
| | Net Assets or Fund Balances | Foundations that follow SFAS 117, check here ▶ <input type="checkbox"/> and complete lines 24 through 26 and lines 30 and 31. | | | |
| 24 | | Unrestricted | | | |
| 25 | | Temporarily restricted | | | |
| 26 | | Permanently restricted | | | |
| Foundations that do not follow SFAS 117, check here ▶ <input checked="" type="checkbox"/> and complete lines 27 through 31. | | | | | |
| 27 | | Capital stock, trust principal, or current funds | | | |
| 28 | | Paid-in or capital surplus, or land, bldg , and equipment fund | | | |
| 29 | | Retained earnings, accumulated income, endowment, or other funds | 60,455,037 | 53,028,143 | |
| 30 | | Total net assets or fund balances (see instructions) | 60,455,037 | 53,028,143 | |
| 31 | | Total liabilities and net assets/fund balances (see instructions) | 60,570,337 | 53,143,473 | |

| Part III Analysis of Changes in Net Assets or Fund Balances | | |
|---|--|--------------|
| 1 | Total net assets or fund balances at beginning of year—Part II, column (a), line 30 (must agree with end-of-year figure reported on prior year’s return) | 1 60,455,037 |
| 2 | Enter amount from Part I, line 27a | 2 -7,426,894 |
| 3 | Other increases not included in line 2 (itemize) ▶ _____ | 3 |
| 4 | Add lines 1, 2, and 3 | 4 53,028,143 |
| 5 | Decreases not included in line 2 (itemize) ▶ _____ | 5 |
| 6 | Total net assets or fund balances at end of year (line 4 minus line 5)—Part II, column (b), line 30 | 6 53,028,143 |

Part IV

Capital Gains and Losses for Tax on Investment Income

| | | | | |
|---|---------------------------|--|--------------------------------------|----------------------------------|
| (a) List and describe the kind(s) of property sold (e g , real estate, 2-story brick warehouse, or common stock, 200 shs MLC Co) | | (b) How acquired P—Purchase D—Donation | (c) Date acquired (mo , day, yr) | (d) Date sold (mo , day, yr) |
| 1a | See Additional Data Table | | | |
| b | | | | |
| c | | | | |
| d | | | | |
| e | | | | |

| | | | |
|-----------------------|--|---|--|
| (e) Gross sales price | (f) Depreciation allowed (or allowable) | (g) Cost or other basis plus expense of sale | (h) Gain or (loss) (e) plus (f) minus (g) |
| a | See Additional Data Table | | |
| b | | | |
| c | | | |
| d | | | |
| e | | | |

Complete only for assets showing gain in column (h) and owned by the foundation on 12/31/69

| | | | |
|--------------------------|--------------------------------------|---|--|
| (i) F M V as of 12/31/69 | (j) Adjusted basis as of 12/31/69 | (k) Excess of col (i) over col (j), if any | (l) Gains (Col (h) gain minus col (k), but not less than -0-) or Losses (from col (h)) |
| a | See Additional Data Table | | |
| b | | | |
| c | | | |
| d | | | |
| e | | | |

| | | | | |
|---|--|---|---|---------|
| 2 | Capital gain net income or (net capital loss) | <div>If gain, also enter in Part I, line 7 If (loss), enter -0- in Part I, line 7</div> | 2 | -79,283 |
| 3 | Net short-term capital gain or (loss) as defined in sections 1222(5) and (6) <div>If gain, also enter in Part I, line 8, column (c) (see instructions) If (loss), enter -0- in Part I, line 8</div> | | 3 | -765 |

Part V

Qualification Under Section 4940(e) for Reduced Tax on Net Investment Income

(For optional use by domestic private foundations subject to the section 4940(a) tax on net investment income)

If section 4940(d)(2) applies, leave this part blank

Was the foundation liable for the section 4942 tax on the distributable amount of any year in the base period? ☐ Yes ☒ No

If "Yes," the foundation does not qualify under section 4940(e) Do not complete this part

1 Enter the appropriate amount in each column for each year, see instructions before making any entries

| | | | |
|--|--|--|---|
| (a) Base period years Calendar year (or tax year beginning in) | (b) Adjusted qualifying distributions | (c) Net value of noncharitable-use assets | (d) Distribution ratio (col (b) divided by col (c)) |
| 2013 | 3,732,668 | 69,813,203 | 000 053467 |
| 2012 | 3,823,838 | 74,001,111 | 000 051673 |
| 2011 | 4,048,977 | 80,449,991 | 000 050329 |
| 2010 | 4,183,619 | 83,518,313 | 000 050092 |
| 2009 | 4,901,657 | 81,896,079 | 000 059852 |

| | | | |
|---|---|---|------------|
| 2 | Total of line 1, column (d). | 2 | 000 265413 |
| 3 | Average distribution ratio for the 5-year base period—divide the total on line 2 by 5, or by the number of years the foundation has been in existence if less than 5 years | 3 | 000 053083 |
| 4 | Enter the net value of noncharitable-use assets for 2014 from Part X, line 5. | 4 | 68,044,200 |
| 5 | Multiply line 4 by line 3. | 5 | 3,611,990 |
| 6 | Enter 1% of net investment income (1% of Part I, line 27b). | 6 | 9,859 |
| 7 | Add lines 5 and 6. | 7 | 3,621,849 |
| 8 | Enter qualifying distributions from Part XII, line 4. | 8 | 3,729,707 |

If line 8 is equal to or greater than line 7, check the box in Part VI, line 1b, and complete that part using a 1% tax rate See
the Part VI instructions

Part VI

Excise Tax Based on Investment Income (Section 4940(a), 4940(b), 4940(e), or 4948—see page 18 of the instructions)

| | | | |
|----|--|----|---------|
| 1a | Exempt operating foundations described in section 4940(d)(2), check here <input type="checkbox"/> and enter "N/A" on line 1 | | |
| | Date of ruling or determination letter _____ (attach copy of letter if necessary—see instructions) | | |
| b | Domestic foundations that meet the section 4940(e) requirements in Part V, check here <input checked="" type="checkbox"/> and enter 1% of Part I, line 27b | 1 | 9,859 |
| c | All other domestic foundations enter 2% of line 27b. Exempt foreign organizations enter 4% of Part I, line 12, col. (b) | | |
| 2 | Tax under section 511 (domestic section 4947(a)(1) trusts and taxable foundations only. Others enter -0-) | 2 | |
| 3 | Add lines 1 and 2. | 3 | 9,859 |
| 4 | Subtitle A (income) tax (domestic section 4947(a)(1) trusts and taxable foundations only. Others enter -0-) | 4 | |
| 5 | Tax based on investment income. Subtract line 4 from line 3. If zero or less, enter -0- | 5 | 9,859 |
| 6 | Credits/Payments | | |
| a | 2014 estimated tax payments and 2013 overpayment credited to 2014 | 6a | 89,186 |
| b | Exempt foreign organizations—tax withheld at source | 6b | |
| c | Tax paid with application for extension of time to file (Form 8868) | 6c | 20,000 |
| d | Backup withholding erroneously withheld | 6d | |
| 7 | Total credits and payments. Add lines 6a through 6d. | 7 | 109,186 |
| 8 | Enter any penalty for underpayment of estimated tax. Check here <input type="checkbox"/> if Form 2220 is attached | 8 | |
| 9 | Tax due. If the total of lines 5 and 8 is more than line 7, enter amount owed | 9 | |
| 10 | Overpayment. If line 7 is more than the total of lines 5 and 8, enter the amount overpaid | 10 | 99,327 |
| 11 | Enter the amount of line 10 to be Credited to 2015 estimated tax <input type="checkbox"/> 99,327 Refunded <input type="checkbox"/> | 11 | |

Part VII-A

Statements Regarding Activities

| | | | | | |
|----|--|----|--|-----|----|
| 1a | During the tax year, did the foundation attempt to influence any national, state, or local legislation or did it participate or intervene in any political campaign? | 1a | | Yes | No |
| b | Did it spend more than \$100 during the year (either directly or indirectly) for political purposes (see Instructions for definition)? | 1b | | | No |
| | <i>If the answer is "Yes" to 1a or 1b, attach a detailed description of the activities and copies of any materials published or distributed by the foundation in connection with the activities.</i> | | | | |
| c | Did the foundation file Form 1120-POL for this year? | 1c | | | No |
| d | Enter the amount (if any) of tax on political expenditures (section 4955) imposed during the year: (1) On the foundation <input type="checkbox"/> \$ _____ (2) On foundation managers <input type="checkbox"/> \$ _____ | | | | |
| e | Enter the reimbursement (if any) paid by the foundation during the year for political expenditure tax imposed on foundation managers <input type="checkbox"/> \$ _____ | | | | |
| 2 | Has the foundation engaged in any activities that have not previously been reported to the IRS? | 2 | | | No |
| | <i>If "Yes," attach a detailed description of the activities.</i> | | | | |
| 3 | Has the foundation made any changes, not previously reported to the IRS, in its governing instrument, articles of incorporation, or bylaws, or other similar instruments? <i>If "Yes," attach a conformed copy of the changes</i> | 3 | | | No |
| 4a | Did the foundation have unrelated business gross income of \$1,000 or more during the year? | 4a | | Yes | |
| b | If "Yes," has it filed a tax return on Form 990-T for this year? | 4b | | Yes | |
| 5 | Was there a liquidation, termination, dissolution, or substantial contraction during the year? | 5 | | | No |
| | <i>If "Yes," attach the statement required by General Instruction T.</i> | | | | |
| 6 | Are the requirements of section 508(e) (relating to sections 4941 through 4945) satisfied either: • By language in the governing instrument, or • By state legislation that effectively amends the governing instrument so that no mandatory directions that conflict with the state law remain in the governing instrument? | 6 | | Yes | |
| 7 | Did the foundation have at least \$5,000 in assets at any time during the year? <i>If "Yes," complete Part II, col. (c), and Part XV.</i> | 7 | | Yes | |
| 8a | Enter the states to which the foundation reports or with which it is registered (see instructions) <input checked="" type="checkbox"/> CT, <input type="checkbox"/> FL _____ | | | | |
| b | If the answer is "Yes" to line 7, has the foundation furnished a copy of Form 990-PF to the Attorney General (or designate) of each state as required by General Instruction G? <i>If "No," attach explanation.</i> | 8b | | Yes | |
| 9 | Is the foundation claiming status as a private operating foundation within the meaning of section 4942(j)(3) or 4942(j)(5) for calendar year 2014 or the taxable year beginning in 2014 (see instructions for Part XIV)? <i>If "Yes," complete Part XIV</i> | 9 | | | No |
| 10 | Did any persons become substantial contributors during the tax year? <i>If "Yes," attach a schedule listing their names and addresses.</i> | 10 | | | No |

Part VII-A

Statements Regarding Activities *(continued)*

| | | | | |
|---|---|----|-----|----|
| 11 | At any time during the year, did the foundation, directly or indirectly, own a controlled entity within the meaning of section 512(b)(13)? If "Yes," attach schedule (see instructions). | 11 | | No |
| 12 | Did the foundation make a distribution to a donor advised fund over which the foundation or a disqualified person had advisory privileges? If "Yes," attach statement (see instructions) | 12 | | No |
| 13 | Did the foundation comply with the public inspection requirements for its annual returns and exemption application? | 13 | Yes | |
| Website address N/A | | | | |
| 14 | The books are in care of The Organization Telephone no (561) 835-1313 Located at 251 Royal Palm Way Suite 400 Palm Beach FL ZIP+4 33480 | | | |
| 15 | Section 4947(a)(1) nonexempt charitable trusts filing Form 990-PF in lieu of Form 1041 —Check here and enter the amount of tax-exempt interest received or accrued during the year. | 15 | | |
| 16 | At any time during calendar year 2014, did the foundation have an interest in or a signature or other authority over a bank, securities, or other financial account in a foreign country? | 16 | Yes | No |
| See instructions for exceptions and filing requirements for FinCEN Form 114, Report of Foreign Bank and Financial Accounts (FBAR) If "Yes", enter the name of the foreign country | | | | |
| CJ | | | | |

Part VII-B

Statements Regarding Activities for Which Form 4720 May Be Required

| | | | | |
|---|--|----|-----|----|
| File Form 4720 if any item is checked in the "Yes" column, unless an exception applies. | | | Yes | No |
| 1a | During the year did the foundation (either directly or indirectly) | | | |
| | (1) Engage in the sale or exchange, or leasing of property with a disqualified person? Yes No | | | |
| | (2) Borrow money from, lend money to, or otherwise extend credit to (or accept it from) a disqualified person? Yes No | | | |
| | (3) Furnish goods, services, or facilities to (or accept them from) a disqualified person? Yes No | | | |
| | (4) Pay compensation to, or pay or reimburse the expenses of, a disqualified person? Yes No | | | |
| | (5) Transfer any income or assets to a disqualified person (or make any of either available for the benefit or use of a disqualified person)? Yes No | | | |
| | (6) Agree to pay money or property to a government official? (Exception. Check "No" if the foundation agreed to make a grant to or to employ the official for a period after termination of government service, if terminating within 90 days). Yes No | | | |
| b | If any answer is "Yes" to 1a(1)–(6), did any of the acts fail to qualify under the exceptions described in Regulations section 53.4941(d)-3 or in a current notice regarding disaster assistance (see instructions)? Organizations relying on a current notice regarding disaster assistance check here. | 1b | | |
| c | Did the foundation engage in a prior year in any of the acts described in 1a, other than excepted acts, that were not corrected before the first day of the tax year beginning in 2014? | 1c | | No |
| 2 | Taxes on failure to distribute income (section 4942) (does not apply for years the foundation was a private operating foundation defined in section 4942(j)(3) or 4942(j)(5)) | | | |
| a | At the end of tax year 2014, did the foundation have any undistributed income (lines 6d and 6e, Part XIII) for tax year(s) beginning before 2014? Yes No If "Yes," list the years 20 , 20 , 20 , 20 | | | |
| b | Are there any years listed in 2a for which the foundation is not applying the provisions of section 4942(a)(2) (relating to incorrect valuation of assets) to the year's undistributed income? (If applying section 4942(a)(2) to all years listed, answer "No" and attach statement—see instructions). | 2b | | |
| c | If the provisions of section 4942(a)(2) are being applied to any of the years listed in 2a, list the years here 20 , 20 , 20 , 20 | | | |
| 3a | Did the foundation hold more than a 2% direct or indirect interest in any business enterprise at any time during the year? Yes No | | | |
| b | If "Yes," did it have excess business holdings in 2014 as a result of (1) any purchase by the foundation or disqualified persons after May 26, 1969, (2) the lapse of the 5-year period (or longer period approved by the Commissioner under section 4943(c)(7)) to dispose of holdings acquired by gift or bequest, or (3) the lapse of the 10-, 15-, or 20-year first phase holding period? (Use Schedule C, Form 4720, to determine if the foundation had excess business holdings in 2014.). | 3b | | |
| 4a | Did the foundation invest during the year any amount in a manner that would jeopardize its charitable purposes? | 4a | | No |
| b | Did the foundation make any investment in a prior year (but after December 31, 1969) that could jeopardize its charitable purpose that had not been removed from jeopardy before the first day of the tax year beginning in 2014? | 4b | | No |

Part VII-B

Statements Regarding Activities for Which Form 4720 May Be Required (continued)

5a

During the year did the foundation pay or incur any amount to

(1)

Carry on propaganda, or otherwise attempt to influence legislation (section 4945(e))?

YesNo

(2)

Influence the outcome of any specific public election (see section 4955), or to carry on, directly or indirectly, any voter registration drive?

YesNo

(3)

Provide a grant to an individual for travel, study, or other similar purposes?

YesNo

(4)

Provide a grant to an organization other than a charitable, etc , organization described in section 4945(d)(4)(A)? (see instructions).

YesNo

(5)

Provide for any purpose other than religious, charitable, scientific, literary, or educational purposes, or for the prevention of cruelty to children or animals?

YesNo

b

If any answer is "Yes" to 5a(1)–(5), did **any** of the transactions fail to qualify under the exceptions described in Regulations section 53.4945 or in a current notice regarding disaster assistance (see instructions)?

5b

Organizations relying on a current notice regarding disaster assistance check here.

c

If the answer is "Yes" to question 5a(4), does the foundation claim exemption from the tax because it maintained expenditure responsibility for the grant?

YesNo

If "Yes," attach the statement required by Regulations section 53.4945–5(d).

6a

Did the foundation, during the year, receive any funds, directly or indirectly, to pay premiums on a personal benefit contract?

YesNo

b

Did the foundation, during the year, pay premiums, directly or indirectly, on a personal benefit contract?

6b

No

If "Yes" to 6b, file Form 8870.

7a

At any time during the tax year, was the foundation a party to a prohibited tax shelter transaction?

YesNo

b

If yes, did the foundation receive any proceeds or have any net income attributable to the transaction?

7b

Part VIII

Information About Officers, Directors, Trustees, Foundation Managers, Highly Paid Employees, and Contractors

1

List all officers, directors, trustees, foundation managers and their compensation (see instructions).

| (a) Name and address | (b) Title, and average hours per week devoted to position | (c) Compensation (If not paid, enter -0-) | (d) Contributions to employee benefit plans and deferred compensation | (e) Expense account, other allowances |
|---|---|---|---|---------------------------------------|
| Simses & Associates PA 251 Royal Palm Way Suite 251 Palm Beach, FL 33480 | President/CEO 030 00 | 347,072 | 38,439 | |
| Pauline Baker Pitt 320 TAngier Avenue Palm Beach, FL 33480 | Director 020 00 | 147,752 | 22,007 | |
| Honorable Lesley Stockard Smith 300 Chapel Hill Road Palm Beach, FL 33480 | Director 010 00 | 29,835 | | |
| Warner DePuy 84 W Park Place 3rd Floor Stamford, CT 06902 | Director 015 00 | 67,137 | | |

2

Compensation of five highest-paid employees (other than those included on line 1—see instructions). If none, enter "NONE."

| (a) Name and address of each employee paid more than \$50,000 | (b) Title, and average hours per week devoted to position | (c) Compensation | (d) Contributions to employee benefit plans and deferred compensation | (e) Expense account, other allowances |
|---|---|------------------|---|---------------------------------------|
| | | | | |
| | | | | |
| | | | | |
| | | | | |
| | | | | |
| | | | | |
| | | | | |
| | | | | |
| | | | | |

Total number of other employees paid over \$50,000.

Form 990-PF (2014)

Part VIII

Information About Officers, Directors, Trustees, Foundation Managers, Highly Paid Employees, and Contractors (continued)

| 3 Five highest-paid independent contractors for professional services (see instructions). If none, enter "NONE". | | |
|--|-------------------------|------------------|
| (a) Name and address of each person paid more than \$50,000 | (b) Type of service | (c) Compensation |
| Berkman Jorgensen Masters & Stafman LLC | Accounting Tax Services | 61,141 |
| 2637 East Atlantic Blvd Suite 139 | | |
| Pompano Beach, FL 33062 | | |
| | | |
| | | |
| | | |
| | | |
| | | |
| | | |
| Total number of others receiving over \$50,000 for professional services. | | |

Part IX-A

Summary of Direct Charitable Activities

| List the foundation's four largest direct charitable activities during the tax year. Include relevant statistical information such as the number of organizations and other beneficiaries served, conferences convened, research papers produced, etc. | Expenses |
|--|----------|
| 1 N/A | 0 |
| 2 | |
| 3 | |
| 4 | |

Part IX-B

Summary of Program-Related Investments (see instructions)

| Describe the two largest program-related investments made by the foundation during the tax year on lines 1 and 2 | Amount |
|--|--------|
| 1 N/A | |
| 2 | |
| | |
| | |
| All other program-related investments See instructions | |
| 3 | |
| | |
| | |
| Total. Add lines 1 through 3 | |

Part X

Minimum Investment Return (All domestic foundations must complete this part. Foreign foundations, see instructions.)

| | | | |
|---|--|----|------------|
| 1 | Fair market value of assets not used (or held for use) directly in carrying out charitable, etc , purposes | | |
| a | Average monthly fair market value of securities. | 1a | 31,280,787 |
| b | Average of monthly cash balances. | 1b | 2,476,080 |
| c | Fair market value of all other assets (see instructions). | 1c | 49,731,985 |
| d | Total (add lines 1a, b, and c). | 1d | 83,488,852 |
| e | Reduction claimed for blockage or other factors reported on lines 1a and 1c (attach detailed explanation). | 1e | |
| 2 | Acquisition indebtedness applicable to line 1 assets. | 2 | 14,408,446 |
| 3 | Subtract line 2 from line 1d. | 3 | 69,080,406 |
| 4 | Cash deemed held for charitable activities Enter 1 1/2% of line 3 (for greater amount, see instructions) | 4 | 1,036,206 |
| 5 | Net value of noncharitable-use assets. Subtract line 4 from line 3 Enter here and on Part V, line 4 | 5 | 68,044,200 |
| 6 | Minimum investment return. Enter 5% of line 5. | 6 | 3,402,210 |

Part XI

Distributable Amount (see instructions) (Section 4942(j)(3) and (j)(5) private operating foundations and certain foreign organizations check here and do not complete this part.)

| | | | |
|----|---|----|-----------|
| 1 | Minimum investment return from Part X, line 6. | 1 | 3,402,210 |
| 2a | Tax on investment income for 2014 from Part VI, line 5. | 2a | 9,859 |
| b | Income tax for 2014 (This does not include the tax from Part VI). | 2b | |
| c | Add lines 2a and 2b. | 2c | 9,859 |
| 3 | Distributable amount before adjustments Subtract line 2c from line 1. | 3 | 3,392,351 |
| 4 | Recoveries of amounts treated as qualifying distributions. | 4 | |
| 5 | Add lines 3 and 4. | 5 | 3,392,351 |
| 6 | Deduction from distributable amount (see instructions). | 6 | |
| 7 | Distributable amount as adjusted Subtract line 6 from line 5 Enter here and on Part XIII, line 1. | 7 | 3,392,351 |

Part XII

Qualifying Distributions (see instructions)

| | | | |
|---|--|----|-----------|
| 1 | Amounts paid (including administrative expenses) to accomplish charitable, etc , purposes | | |
| a | Expenses, contributions, gifts, etc —total from Part I, column (d), line 26 | 1a | 3,729,707 |
| b | Program-related investments—total from Part IX-B. | 1b | |
| 2 | Amounts paid to acquire assets used (or held for use) directly in carrying out charitable, etc , purposes. | 2 | |
| 3 | Amounts set aside for specific charitable projects that satisfy the | | |
| a | Suitability test (prior IRS approval required). | 3a | |
| b | Cash distribution test (attach the required schedule). | 3b | |
| 4 | Qualifying distributions. Add lines 1a through 3b Enter here and on Part V, line 8, and Part XIII, line 4 | 4 | 3,729,707 |
| 5 | Foundations that qualify under section 4940(e) for the reduced rate of tax on net investment income Enter 1% of Part I, line 27b (see instructions). | 5 | 9,859 |
| 6 | Adjusted qualifying distributions. Subtract line 5 from line 4. | 6 | 3,719,848 |

Note: The amount on line 6 will be used in Part V, column (b), in subsequent years when calculating whether the foundation qualifies for the section 4940(e) reduction of tax in those years

Part XIII

Undistributed Income (see instructions)

| | (a) Corpus | (b) Years prior to 2013 | (c) 2013 | (d) 2014 |
|---|---------------|----------------------------|-------------|-------------|
| 1 Distributable amount for 2014 from Part XI, line 7 | | | | 3,392,351 |
| 2 Undistributed income, if any, as of the end of 2014 | | | | |
| a Enter amount for 2013 only. | | | | |
| b Total for prior years 20____, 20____, 20____ | | | | |
| 3 Excess distributions carryover, if any, to 2014 | | | | |
| a From 2009. | 833,710 | | | |
| b From 2010. | 64,799 | | | |
| c From 2011. | 108,415 | | | |
| d From 2012. | 270,706 | | | |
| e From 2013. | 293,814 | | | |
| f Total of lines 3a through e. | 1,571,444 | | | |
| 4 Qualifying distributions for 2014 from Part XII, line 4 ▶ \$ 3,729,707 | | | | |
| a Applied to 2013, but not more than line 2a | | | | |
| b Applied to undistributed income of prior years (Election required—see instructions). | | | | |
| c Treated as distributions out of corpus (Election required—see instructions). | | | | |
| d Applied to 2014 distributable amount. | | | | 3,392,351 |
| e Remaining amount distributed out of corpus | 337,356 | | | |
| 5 Excess distributions carryover applied to 2014 (If an amount appears in column (d), the same amount must be shown in column (a).) | | | | |
| 6 Enter the net total of each column as indicated below: | | | | |
| a Corpus Add lines 3f, 4c, and 4e Subtract line 5 | 1,908,800 | | | |
| b Prior years' undistributed income Subtract line 4b from line 2b. | | | | |
| c Enter the amount of prior years' undistributed income for which a notice of deficiency has been issued, or on which the section 4942(a) tax has been previously assessed. | | | | |
| d Subtract line 6c from line 6b Taxable amount—see instructions | | | | |
| e Undistributed income for 2013 Subtract line 4a from line 2a Taxable amount—see instructions | | | | |
| f Undistributed income for 2014 Subtract lines 4d and 5 from line 1 This amount must be distributed in 2015 | | | | 0 |
| 7 Amounts treated as distributions out of corpus to satisfy requirements imposed by section 170(b)(1)(F) or 4942(g)(3) (Election may be required - see instructions) | | | | |
| 8 Excess distributions carryover from 2009 not applied on line 5 or line 7 (see instructions) . . . | 833,710 | | | |
| 9 Excess distributions carryover to 2015. Subtract lines 7 and 8 from line 6a | 1,075,090 | | | |
| 10 Analysis of line 9 | | | | |
| a Excess from 2010. . . . | 64,799 | | | |
| b Excess from 2011. . . . | 108,415 | | | |
| c Excess from 2012. . . . | 270,706 | | | |
| d Excess from 2013. . . . | 293,814 | | | |
| e Excess from 2014. . . . | 337,356 | | | |

Part XIV

4942(j)(3) or 4942(j)(5)

3

Part XV

1

2

| Time | 11 | 12 | 13 | 14 | 15 | 16 | 17 | 18 | 19 | 20 | 21 | 22 | 23 | 24 | 25 | 26 | 27 | 28 | 29 | 30 | 31 | 32 | 33 | 34 | 35 | 36 | 37 | 38 | 39 | 40 | 41 | 42 | 43 | 44 | 45 | 46 | 47 | 48 | 49 | 50 | 51 | 52 | 53 | 54 | 55 | 56 | 57 | 58 | 59 | 60 | 61 | 62 | 63 | 64 | 65 | 66 | 67 | 68 | 69 | 70 | 71 | 72 | 73 | 74 | 75 | 76 | 77 | 78 | 79 | 80 | 81 | 82 | 83 | 84 | 85 | 86 | 87 | 88 | 89 | 90 | 91 | 92 | 93 | 94 | 95 | 96 | 97 | 98 | 99 | 100 |
|------|----|----|----|----|----|----|----|----|----|----|----|----|----|----|----|----|----|----|----|----|----|----|----|----|----|----|----|----|----|----|----|----|----|----|----|----|----|----|----|----|----|----|----|----|----|----|----|----|----|----|----|----|----|----|----|----|----|----|----|----|----|----|----|----|----|----|----|----|----|----|----|----|----|----|----|----|----|----|----|----|----|----|----|----|----|----|----|----|----|-----|
|------|----|----|----|----|----|----|----|----|----|----|----|----|----|----|----|----|----|----|----|----|----|----|----|----|----|----|----|----|----|----|----|----|----|----|----|----|----|----|----|----|----|----|----|----|----|----|----|----|----|----|----|----|----|----|----|----|----|----|----|----|----|----|----|----|----|----|----|----|----|----|----|----|----|----|----|----|----|----|----|----|----|----|----|----|----|----|----|----|----|-----|

Part XV

Supplementary Information (continued)

3 Grants and Contributions Paid During the Year or Approved for Future Payment

| Recipient | If recipient is an individual, show any relationship to any foundation manager or substantial contributor | Foundation status of recipient | Purpose of grant or contribution | Amount |
|---|---|--------------------------------|----------------------------------|-----------|
| Name and address (home or business) | | | | |
| a Paid during the year See Additional Data Table | | | | |
| Total | | | 3a | 2,937,605 |
| b Approved for future payment | | | | |
| Total | | | 3b | |

Enter gross amounts unless otherwise indicated

Part XVI-B Relationship of Activities to the Accomplishment of Exempt Purposes

Form **990-PF** (2014)

4. Did the organization directly or indirectly engage in any of the following with any other organization described in section 501(c) of the Code (other than section 501(c)(3) organizations) or in section 527, relating to political organizations?

(1) Cash.

(2) Other assets.

(1) Sales of assets to a noncharitable exempt organization.

(2) Purchases of assets from a noncharitable exempt organization.

(3) Rental of facilities, equipment, or other assets.

(4) Reimbursement arrangements.

(5) Loans or loan guarantees.

(6) Performance of services or membership or fundraising solicitations

g. Sharing of facilities, equipment, mailing lists, other assets, or paid employees

d If the answer to any of the above is "Yes," complete the following schedule. Column **(b)** should always show the fair market value of the goods, other assets, or services given by the reporting foundation. If the foundation received less than fair market value in any transaction or sharing arrangement, show in column **(d)** the value of the goods, other assets, or services received.

2a Is the foundation directly or indirectly affiliated with, or related to, one or more tax-exempt organizations described in section 501(c) of the Code (other than section 501(c)(3)) or in section 527? ☐ Yes ☒ No

(a) Name of organization

(b) Type of organization

(c) Description of relationship

Under penalties of perjury, I declare that I have examined this return, including accompanying schedules and statements, and to the best of my knowledge and belief, it is true, correct, and complete. Declaration of preparer (other than taxpayer) is based on all information of which preparer has any knowledge.

Sign Here

* * * * *

2016-08-15

* * * * *

Signature of officer or trustee

DateTitle

May the IRS discuss this return with the preparer shown below
(see instr)? ☒ **Yes** ☐ **No**

**Paid
Preparer
Use Only**

Form 990PF Part IV - Capital Gains and Losses for Tax on Investment Income - Columns a - d

| (a) List and describe the kind(s) of property sold (e g , real estate, 2-story brick warehouse, or common stock, 200 shs MLC Co) | (b) How acquired P—Purchase D—Donation | (c) Date acquired (mo , day, yr) | (d) Date sold (mo , day, yr) |
|---|--|--------------------------------------|----------------------------------|
| Mariner Voyager Class A | P | 2006-09-30 | 2014-12-31 |
| 25,000 FL Dev Fin Txbl 12 5 | P | 2008-09-30 | 2014-10-02 |
| 35,000 Umatilla FL 9 375 | P | 2012-12-19 | 2014-10-02 |
| 15,000 Umatilla FL 9 375 | P | 2014-08-08 | 2014-10-02 |
| 2,075 shares Noble Corp PLC | P | 2014-09-09 | 2014-10-03 |
| 815 Canadian Oil Sands Ltd | P | 2006-06-20 | 2014-10-06 |
| 305 Canadian Oil Sands Ltd | P | 2010-09-09 | 2014-10-06 |
| 705 Canadian Oil Sands Ltd | P | 2011-12-09 | 2014-10-06 |
| 145 shares Baytex Energy Corp | P | 2007-08-27 | 2014-10-08 |
| 350 shares Baytex Energy Corp | P | 2008-02-22 | 2014-10-08 |

Form 990PF Part IV - Capital Gains and Losses for Tax on Investment Income - Columns e - h

| (e) Gross sales price | (f) Depreciation allowed (or allowable) | (g) Cost or other basis plus expense of sale | (h) Gain or (loss) (e) plus (f) minus (g) |
|-----------------------|--|---|--|
| 228,388 | | 399,650 | -171,262 |
| 25,000 | | 25,000 | |
| 35,000 | | 35,000 | |
| 15,000 | | 15,000 | |
| 42,053 | | 55,515 | -13,462 |
| 14,451 | | 22,722 | -8,271 |
| 5,408 | | 7,494 | -2,086 |
| 12,501 | | 14,385 | -1,884 |
| 5,027 | | 6,683 | -1,656 |
| 12,134 | | 2,320 | 9,814 |

Form 990PF Part IV - Capital Gains and Losses for Tax on Investment Income - Columns i - l

| Complete only for assets showing gain in column (h) and owned by the foundation on 12/31/69 | | | (l) Gains (Col (h) gain minus col (k), but not less than -0-) or Losses (from col (h)) |
|---|--------------------------------------|---|---|
| (i) F M V as of 12/31/69 | (j) Adjusted basis as of 12/31/69 | (k) Excess of col (i) over col (j), if any | |
| | | | -171,262 |
| | | | |
| | | | |
| | | | |
| | | | -13,462 |
| | | | -8,271 |
| | | | -2,086 |
| | | | -1,884 |
| | | | -1,656 |
| | | | 9,814 |

Form 990PF Part IV - Capital Gains and Losses for Tax on Investment Income - Columns a - d

| (a) List and describe the kind(s) of property sold (e g , real estate, 2-story brick warehouse, or common stock, 200 shs MLC Co) | (b) How acquired P—Purchase D—Donation | (c) Date acquired (mo , day, yr) | (d) Date sold (mo , day, yr) |
|---|--|--------------------------------------|----------------------------------|
| 85 shares Baytex Energy Corp | P | 2013-01-04 | 2014-10-08 |
| 40,000 Pinellas Cnty FL 12 | P | 2010-12-17 | 2014-10-21 |
| 65 shares Legett Platt Incorporated | P | 2010-11-10 | 2014-11-04 |
| 600 shares Legett Platt Incorporated | P | 2013-10-28 | 2014-11-04 |
| 355 shares Seagate Technology | P | 2012-07-09 | 2014-11-07 |
| 315 shares Seagate Technology | P | 2012-08-30 | 2014-11-07 |
| 30 shares Seagate Technology | P | 2014-10-15 | 2014-11-07 |
| 5,000 Godfrey IL 9 75 | P | 2012-10-23 | 2014-11-15 |
| 565 shares Public Service Enterprises Group | P | 2013-11-15 | 2014-11-17 |
| 370 shares Baytex Energy Corp | P | 2013-01-04 | 2014-11-19 |

Form 990PF Part IV - Capital Gains and Losses for Tax on Investment Income - Columns e - h

| (e) Gross sales price | (f) Depreciation allowed (or allowable) | (g) Cost or other basis plus expense of sale | (h) Gain or (loss) (e) plus (f) minus (g) |
|-----------------------|--|---|--|
| 2,947 | | 3,779 | -832 |
| 40,000 | | 40,000 | |
| 2,583 | | 1,336 | 1,247 |
| 23,845 | | 17,997 | 5,848 |
| 21,953 | | 9,095 | 12,858 |
| 19,479 | | 10,169 | 9,310 |
| 1,855 | | 1,552 | 303 |
| 5,000 | | 5,000 | |
| 22,668 | | 19,240 | 3,428 |
| 9,706 | | 16,451 | -6,745 |

Form 990PF Part IV - Capital Gains and Losses for Tax on Investment Income - Columns i - l

| Complete only for assets showing gain in column (h) and owned by the foundation on 12/31/69 | | | (l) Gains (Col (h) gain minus col (k), but not less than -0-) or Losses (from col (h)) |
|---|--------------------------------------|---|---|
| (i) F M V as of 12/31/69 | (j) Adjusted basis as of 12/31/69 | (k) Excess of col (i) over col (j), if any | |
| | | | -832 |
| | | | |
| | | | 1,247 |
| | | | 5,848 |
| | | | 12,858 |
| | | | 9,310 |
| | | | 303 |
| | | | |
| | | | 3,428 |
| | | | -6,745 |

Form 990PF Part IV - Capital Gains and Losses for Tax on Investment Income - Columns a - d

| (a) List and describe the kind(s) of property sold (e g , real estate, 2-story brick warehouse, or common stock, 200 shs MLC Co) | (b) How acquired P—Purchase D—Donation | (c) Date acquired (mo , day, yr) | (d) Date sold (mo , day, yr) |
|---|--|--------------------------------------|----------------------------------|
| 250 shares Baytex Energy Corp | P | 2013-06-27 | 2014-11-19 |
| 30,000 LaPaz AZ Txbl 8 5 | P | 2013-05-30 | 2014-12-03 |
| 485 shares Kraft Foods Group | P | 2013-11-22 | 2014-12-01 |
| 335 shares Kraft Foods Group | P | 2013-12-10 | 2014-12-01 |
| 310 shares Cracker Barrel | P | 2014-05-15 | 2014-12-03 |
| 60 shares Cracker Barrel | P | 2014-05-28 | 2014-12-03 |
| 890 shares Canadian Oil Sands Ltd | P | 2011-12-09 | 2014-12-05 |
| 1,075 shares Canadian Oil Sands Ltd | P | 2013-07-11 | 2014-12-04 |
| 85 shares Baytex Energy Corp | P | 2013-06-27 | 2014-12-04 |
| 230 shares Baytex Energy Corp | P | 2013-09-23 | 2014-12-04 |

Form 990PF Part IV - Capital Gains and Losses for Tax on Investment Income - Columns e - h

| (e) Gross sales price | (f) Depreciation allowed (or allowable) | (g) Cost or other basis plus expense of sale | (h) Gain or (loss) (e) plus (f) minus (g) |
|-----------------------|--|---|--|
| 6,558 | | 9,032 | -2,474 |
| 31,200 | | 30,000 | 1,200 |
| 29,122 | | 25,595 | 3,527 |
| 20,115 | | 18,127 | 1,988 |
| 39,764 | | 29,411 | 10,353 |
| 7,696 | | 6,069 | 1,627 |
| 8,598 | | 18,160 | -9,562 |
| 10,385 | | 20,779 | -10,394 |
| 1,465 | | 3,071 | -1,606 |
| 3,965 | | 9,395 | -5,430 |

Form 990PF Part IV - Capital Gains and Losses for Tax on Investment Income - Columns i - l

| Complete only for assets showing gain in column (h) and owned by the foundation on 12/31/69 | | | (l) Gains (Col (h) gain minus col (k), but not less than -0-) or Losses (from col (h)) |
|---|--------------------------------------|---|---|
| (i) F M V as of 12/31/69 | (j) Adjusted basis as of 12/31/69 | (k) Excess of col (i) over col (j), if any | |
| | | | -2,474 |
| | | | 1,200 |
| | | | 3,527 |
| | | | 1,988 |
| | | | 10,353 |
| | | | 1,627 |
| | | | -9,562 |
| | | | -10,394 |
| | | | -1,606 |
| | | | -5,430 |

Form 990PF Part IV - Capital Gains and Losses for Tax on Investment Income - Columns a - d

| (a) List and describe the kind(s) of property sold (e g , real estate, 2-story brick warehouse, or common stock, 200 shs MLC Co) | (b) How acquired P—Purchase D—Donation | (c) Date acquired (mo , day, yr) | (d) Date sold (mo , day, yr) |
|---|--|--------------------------------------|----------------------------------|
| 690 shares Baytex Energy Corp | P | 2014-02-07 | 2014-12-04 |
| 0 832 shares Outfront Media | P | 2014-12-31 | 2015-01-02 |
| 210 shares Cracker Barrel | P | 2014-05-28 | 2014-12-29 |
| 115 shares Intel Corp | P | 2011-08-11 | 2015-01-06 |
| 750 shares Intel Corp | P | 2011-08-16 | 2015-01-06 |
| 150 shares Kraft Foods Group | P | 2013-12-10 | 2015-01-13 |
| 300 shares Kraft Foods Group | P | 2014-02-05 | 2015-01-13 |
| 15 shares Legett Platt Incorporated | P | 2013-10-28 | 2015-01-13 |
| 910 shares Legett Platt Incorporated | P | 2014-02-11 | 2015-01-13 |
| 620 shares Ryman Hospitality Properties | P | 2013-07-01 | 2015-01-21 |

Form 990PF Part IV - Capital Gains and Losses for Tax on Investment Income - Columns e - h

| (e) Gross sales price | (f) Depreciation allowed (or allowable) | (g) Cost or other basis plus expense of sale | (h) Gain or (loss) (e) plus (f) minus (g) |
|-----------------------|--|---|--|
| 11,895 | | 24,653 | -12,758 |
| 21 | | 21 | |
| 29,482 | | 21,243 | 8,239 |
| 4,119 | | 2,343 | 1,776 |
| 26,864 | | 15,566 | 11,298 |
| 9,421 | | 8,117 | 1,304 |
| 18,842 | | 15,310 | 3,532 |
| 666 | | 450 | 216 |
| 40,416 | | 27,857 | 12,559 |
| 34,505 | | 23,988 | 10,517 |

Form 990PF Part IV - Capital Gains and Losses for Tax on Investment Income - Columns i - l

| Complete only for assets showing gain in column (h) and owned by the foundation on 12/31/69 | | | (l) Gains (Col (h) gain minus col (k), but not less than -0-) or Losses (from col (h)) |
|---|--------------------------------------|---|---|
| (i) F M V as of 12/31/69 | (j) Adjusted basis as of 12/31/69 | (k) Excess of col (i) over col (j), if any | |
| | | | -12,758 |
| | | | |
| | | | 8,239 |
| | | | 1,776 |
| | | | 11,298 |
| | | | 1,304 |
| | | | 3,532 |
| | | | 216 |
| | | | 12,559 |
| | | | 10,517 |

Form 990PF Part IV - Capital Gains and Losses for Tax on Investment Income - Columns a - d

| (a) List and describe the kind(s) of property sold (e g , real estate, 2-story brick warehouse, or common stock, 200 shs MLC Co) | (b) How acquired P—Purchase D—Donation | (c) Date acquired (mo , day, yr) | (d) Date sold (mo , day, yr) |
|---|--|--------------------------------------|----------------------------------|
| 255 shares Ryman Hospitality Properties | P | 2013-07-08 | 2015-01-21 |
| 655 shares Corrections Corp of America | P | 2013-06-07 | 2015-02-06 |
| 75 shares Corrections Corp of America | P | 2013-06-13 | 2015-02-06 |
| 1,005 shares Hospitality Properties Trust | P | 2011-02-04 | 2015-02-09 |
| 30 shares Hospitality Properties Trust | P | 2011-03-17 | 2015-02-09 |
| 810 shares National Cinemedia | P | 2011-06-01 | 2015-02-17 |
| 20 shares National Cinemedia | P | 2011-06-08 | 2015-02-17 |
| 560 shares National Cinemedia | P | 2011-06-10 | 2015-02-17 |
| 565 shares National Cinemedia | P | 2011-06-13 | 2015-02-17 |
| 470 shares Sonoco Products | P | 2009-04-22 | 2015-03-11 |

Form 990PF Part IV - Capital Gains and Losses for Tax on Investment Income - Columns e - h

| (e) Gross sales price | (f) Depreciation allowed (or allowable) | (g) Cost or other basis plus expense of sale | (h) Gain or (loss) (e) plus (f) minus (g) |
|-----------------------|--|---|--|
| 14,191 | | 9,605 | 4,586 |
| 25,683 | | 20,732 | 4,951 |
| 2,941 | | 2,374 | 567 |
| 32,232 | | 25,024 | 7,208 |
| 962 | | 681 | 281 |
| 11,975 | | 13,105 | -1,130 |
| 296 | | 303 | -7 |
| 8,279 | | 8,214 | 65 |
| 8,353 | | 8,323 | 30 |
| 20,794 | | 10,602 | 10,192 |

Form 990PF Part IV - Capital Gains and Losses for Tax on Investment Income - Columns i - l

| Complete only for assets showing gain in column (h) and owned by the foundation on 12/31/69 | | | (l) Gains (Col (h) gain minus col (k), but not less than -0-) or Losses (from col (h)) |
|---|--------------------------------------|---|---|
| (i) F M V as of 12/31/69 | (j) Adjusted basis as of 12/31/69 | (k) Excess of col (i) over col (j), if any | |
| | | | 4,586 |
| | | | 4,951 |
| | | | 567 |
| | | | 7,208 |
| | | | 281 |
| | | | -1,130 |
| | | | -7 |
| | | | 65 |
| | | | 30 |
| | | | 10,192 |

Form 990PF Part IV - Capital Gains and Losses for Tax on Investment Income - Columns a - d

| (a) List and describe the kind(s) of property sold (e g , real estate, 2-story brick warehouse, or common stock, 200 shs MLC Co) | (b) How acquired P—Purchase D—Donation | (c) Date acquired (mo , day, yr) | (d) Date sold (mo , day, yr) |
|---|--|--------------------------------------|----------------------------------|
| 600 shares Sonoco Products | P | 2009-04-27 | 2015-03-11 |
| 100 shares Sonoco Products | P | 2012-06-22 | 2015-03-11 |
| 250 shares Cinemark Holdings | P | 1931-01-08 | 2015-04-08 |
| 495 shares Cinemark Holdings | P | 2011-04-19 | 2015-04-08 |
| 520 shares Thomson Reuters | P | 2013-03-25 | 2015-04-21 |
| 10,000 FL ST Dev Fin 8 15 | P | 2014-06-30 | 2015-06-01 |
| 35,000 Scranton PA Redev Auth 6 1 | P | 2013-02-06 | 2015-06-25 |
| 5,000 DkIb Cnty GA 8 25 | P | 2011-08-25 | 2015-07-01 |
| 5,000 Co ST Eductn Txbl 7 75 | P | 2013-06-28 | 2015-07-01 |
| 1,715 shares FNB Corp | P | 2011-02-15 | 2015-07-24 |

Form 990PF Part IV - Capital Gains and Losses for Tax on Investment Income - Columns e - h

| (e) Gross sales price | (f) Depreciation allowed (or allowable) | (g) Cost or other basis plus expense of sale | (h) Gain or (loss) (e) plus (f) minus (g) |
|-----------------------|--|---|--|
| 26,546 | | 14,027 | 12,519 |
| 4,424 | | 3,044 | 1,380 |
| 10,831 | | 4,774 | 6,057 |
| 21,444 | | 9,613 | 11,831 |
| 21,325 | | 17,047 | 4,278 |
| 10,000 | | 10,000 | |
| 36,663 | | 31,150 | 5,513 |
| 5,000 | | 5,000 | |
| 5,000 | | 5,000 | |
| 24,102 | | 17,766 | 6,336 |

Form 990PF Part IV - Capital Gains and Losses for Tax on Investment Income - Columns i - l

| Complete only for assets showing gain in column (h) and owned by the foundation on 12/31/69 | | | (l) Gains (Col (h) gain minus col (k), but not less than -0-) or Losses (from col (h)) |
|---|--------------------------------------|---|---|
| (i) F M V as of 12/31/69 | (j) Adjusted basis as of 12/31/69 | (k) Excess of col (i) over col (j), if any | |
| | | | 12,519 |
| | | | 1,380 |
| | | | 6,057 |
| | | | 11,831 |
| | | | 4,278 |
| | | | |
| | | | 5,513 |
| | | | |
| | | | |
| | | | 6,336 |

Form 990PF Part IV - Capital Gains and Losses for Tax on Investment Income - Columns a - d

| (a) List and describe the kind(s) of property sold (e g , real estate, 2-story brick warehouse, or common stock, 200 shs MLC Co) | (b) How acquired P—Purchase D—Donation | (c) Date acquired (mo , day, yr) | (d) Date sold (mo , day, yr) |
|---|--|--------------------------------------|----------------------------------|
| 920 shares FNB Corp | P | 2011-03-15 | 2015-07-24 |
| 405 shares Sonoco Products | P | 2012-06-22 | 2015-07-27 |
| 540 shares Sonoco Products | P | 2014-10-03 | 2015-07-27 |
| 445 shares Vermillion Energy | P | 2013-09-16 | 2015-07-29 |
| 235 shares Vermillion Energy | P | 2013-11-15 | 2015-07-29 |
| 30 shares Vermillion Energy | P | 2014-03-17 | 2015-07-29 |
| 615 shares Abbvie Inc | P | 2013-01-30 | 2015-08-03 |
| 45 shares Abbvie Inc | P | 2013-02-27 | 2015-08-03 |
| 650 shares Corrections Corp of America | P | 2013-06-13 | 2015-08-12 |
| 765 shares Corrections Corp of America | P | 2013-08-09 | 2015-08-12 |

Form 990PF Part IV - Capital Gains and Losses for Tax on Investment Income - Columns e - h

| (e) Gross sales price | (f) Depreciation allowed (or allowable) | (g) Cost or other basis plus expense of sale | (h) Gain or (loss) (e) plus (f) minus (g) |
|-----------------------|--|---|--|
| 12,929 | | 9,583 | 3,346 |
| 16,343 | | 11,719 | 4,624 |
| 21,791 | | 21,307 | 484 |
| 14,766 | | 24,400 | -9,634 |
| 7,798 | | 13,257 | -5,459 |
| 995 | | 1,708 | -713 |
| 43,329 | | 22,785 | 20,544 |
| 3,170 | | 1,662 | 1,508 |
| 21,028 | | 24,464 | -3,436 |
| 24,748 | | 26,333 | -1,585 |

Form 990PF Part IV - Capital Gains and Losses for Tax on Investment Income - Columns i - l

| Complete only for assets showing gain in column (h) and owned by the foundation on 12/31/69 | | | (l) Gains (Col (h) gain minus col (k), but not less than -0-) or Losses (from col (h)) |
|---|--------------------------------------|---|---|
| (i) F M V as of 12/31/69 | (j) Adjusted basis as of 12/31/69 | (k) Excess of col (i) over col (j), if any | |
| | | | 3,346 |
| | | | 4,624 |
| | | | 484 |
| | | | -9,634 |
| | | | -5,459 |
| | | | -713 |
| | | | 20,544 |
| | | | 1,508 |
| | | | -3,436 |
| | | | -1,585 |

Form 990PF Part IV - Capital Gains and Losses for Tax on Investment Income - Columns a - d

| (a) List and describe the kind(s) of property sold (e g , real estate, 2-story brick warehouse, or common stock, 200 shs MLC Co) | (b) How acquired P—Purchase D—Donation | (c) Date acquired (mo , day, yr) | (d) Date sold (mo , day, yr) |
|---|--|--------------------------------------|----------------------------------|
| 770 shares Potash Corp | P | 2013-09-12 | 2015-08-12 |
| 850 shares Potash Corp | P | 2013-10-24 | 2015-08-12 |
| 740 shares Potash Corp | P | 2014-10-27 | 2015-08-12 |
| 2,645 shares Enduro Royalty Trust | P | 2011-11-03 | 2015-08-27 |
| 680 shares Ares Management LP | P | 2014-10-06 | 2014-12-12 |
| 50 shares Boeing Co | P | 2014-10-06 | 2014-12-12 |
| 65 shares BP Prudhoe Bay Royalty Trust | P | 2014-10-06 | 2014-12-12 |
| 245 shares Caterpillar | P | 2014-10-06 | 2014-12-12 |
| 225 shares Gamestop | P | 2014-10-06 | 2014-12-12 |
| 350 shares Getty Realty | P | 2014-10-06 | 2014-12-12 |

Form 990PF Part IV - Capital Gains and Losses for Tax on Investment Income - Columns e - h

| (e) Gross sales price | (f) Depreciation allowed (or allowable) | (g) Cost or other basis plus expense of sale | (h) Gain or (loss) (e) plus (f) minus (g) |
|-----------------------|--|---|--|
| 20,226 | | 24,588 | -4,362 |
| 22,328 | | 26,325 | -3,997 |
| 19,438 | | 25,007 | -5,569 |
| 7,065 | | 38,077 | -31,012 |
| 11,162 | | 12,084 | -922 |
| 6,042 | | 6,357 | -315 |
| 4,480 | | 5,912 | -1,432 |
| 22,228 | | 23,949 | -1,721 |
| 7,419 | | 9,119 | -1,700 |
| 6,289 | | 6,100 | 189 |

Form 990PF Part IV - Capital Gains and Losses for Tax on Investment Income - Columns i - l

| Complete only for assets showing gain in column (h) and owned by the foundation on 12/31/69 | | | (l) Gains (Col (h) gain minus col (k), but not less than -0-) or Losses (from col (h)) |
|---|--------------------------------------|---|---|
| (i) F M V as of 12/31/69 | (j) Adjusted basis as of 12/31/69 | (k) Excess of col (i) over col (j), if any | |
| | | | -4,362 |
| | | | -3,997 |
| | | | -5,569 |
| | | | -31,012 |
| | | | -922 |
| | | | -315 |
| | | | -1,432 |
| | | | -1,721 |
| | | | -1,700 |
| | | | 189 |

Form 990PF Part IV - Capital Gains and Losses for Tax on Investment Income - Columns a - d

| (a) List and describe the kind(s) of property sold (e g , real estate, 2-story brick warehouse, or common stock, 200 shs MLC Co) | (b) How acquired P—Purchase D—Donation | (c) Date acquired (mo , day, yr) | (d) Date sold (mo , day, yr) |
|---|--|--------------------------------------|----------------------------------|
| 135 shares Hess Corp | P | 2014-10-06 | 2014-12-12 |
| 90 shares Oneok Inc | P | 2014-10-06 | 2014-12-12 |
| 100 shares Public Service Enterprise | P | 2014-10-06 | 2014-12-12 |
| 60 shares Public Service Enterprise | P | 2014-10-06 | 2014-12-12 |
| 345 shares Coach Inc | P | 2014-10-06 | 2015-01-16 |
| 160 shares ConocoPhillips | P | 2014-10-06 | 2015-01-16 |
| 630 shares Big 5 Sporting Goods | P | 2014-10-06 | 2015-01-16 |
| 100 shares Campbell Soup | P | 2014-10-06 | 2015-01-16 |
| 40 shares Campbell Soup | P | 2014-10-06 | 2015-01-16 |
| 275 shares Diamond O ffshore Drilling | P | 2014-10-06 | 2015-01-16 |

Form 990PF Part IV - Capital Gains and Losses for Tax on Investment Income - Columns e - h

| (e) Gross sales price | (f) Depreciation allowed (or allowable) | (g) Cost or other basis plus expense of sale | (h) Gain or (loss) (e) plus (f) minus (g) |
|-----------------------|--|---|--|
| 9,077 | | 12,259 | -3,182 |
| 4,073 | | 5,811 | -1,738 |
| 4,098 | | 3,750 | 348 |
| 2,465 | | 2,250 | 215 |
| 12,413 | | 12,150 | 263 |
| 10,104 | | 12,056 | -1,952 |
| 7,939 | | 6,034 | 1,905 |
| 4,627 | | 4,245 | 382 |
| 1,854 | | 1,698 | 156 |
| 8,626 | | 9,213 | -587 |

Form 990PF Part IV - Capital Gains and Losses for Tax on Investment Income - Columns i - l

| Complete only for assets showing gain in column (h) and owned by the foundation on 12/31/69 | | | (l) Gains (Col (h) gain minus col (k), but not less than -0-) or Losses (from col (h)) |
|---|--------------------------------------|---|---|
| (i) F M V as of 12/31/69 | (j) Adjusted basis as of 12/31/69 | (k) Excess of col (i) over col (j), if any | |
| | | | -3,182 |
| | | | -1,738 |
| | | | 348 |
| | | | 215 |
| | | | 263 |
| | | | -1,952 |
| | | | 1,905 |
| | | | 382 |
| | | | 156 |
| | | | -587 |

Form 990PF Part IV - Capital Gains and Losses for Tax on Investment Income - Columns a - d

| (a) List and describe the kind(s) of property sold (e g , real estate, 2-story brick warehouse, or common stock, 200 shs MLC Co) | (b) How acquired P—Purchase D—Donation | (c) Date acquired (mo , day, yr) | (d) Date sold (mo , day, yr) |
|---|--|--------------------------------------|----------------------------------|
| 290 shares GAP Inc | P | 2014-10-06 | 2015-01-16 |
| 100 shares Dow Chemical | P | 2014-10-06 | 2015-01-16 |
| 75 shares Dow Chemical | P | 2014-10-06 | 2015-01-16 |
| 150 shares Family Dollar Stores | P | 2014-10-06 | 2015-01-16 |
| 670 shares Interpublic Group | P | 2014-10-06 | 2015-01-16 |
| 380 shares NRG Energy | P | 2014-10-06 | 2015-01-16 |
| 260 shares Ritchie Bros Auctioneers | P | 2014-10-06 | 2015-01-16 |
| 385 shares Symantec | P | 2014-10-06 | 2015-01-16 |
| 330 shares Teva Pharmaceutical | P | 2014-10-06 | 2015-01-16 |
| 85 shares Time Warner Cable | P | 2014-10-06 | 2015-01-16 |

Form 990PF Part IV - Capital Gains and Losses for Tax on Investment Income - Columns e - h

| (e) Gross sales price | (f) Depreciation allowed (or allowable) | (g) Cost or other basis plus expense of sale | (h) Gain or (loss) (e) plus (f) minus (g) |
|-----------------------|--|---|--|
| 11,715 | | 12,128 | -413 |
| 4,403 | | 5,088 | -685 |
| 3,308 | | 3,816 | -508 |
| 11,240 | | 11,726 | -486 |
| 13,144 | | 12,120 | 1,024 |
| 9,997 | | 11,997 | -2,000 |
| 6,563 | | 6,005 | 558 |
| 9,784 | | 9,051 | 733 |
| 18,968 | | 18,038 | 930 |
| 12,399 | | 12,296 | 103 |

Form 990PF Part IV - Capital Gains and Losses for Tax on Investment Income - Columns i - l

| Complete only for assets showing gain in column (h) and owned by the foundation on 12/31/69 | | | (l) Gains (Col (h) gain minus col (k), but not less than -0-) or Losses (from col (h)) |
|---|--------------------------------------|---|---|
| (i) F M V as of 12/31/69 | (j) Adjusted basis as of 12/31/69 | (k) Excess of col (i) over col (j), if any | |
| | | | -413 |
| | | | -685 |
| | | | -508 |
| | | | -486 |
| | | | 1,024 |
| | | | -2,000 |
| | | | 558 |
| | | | 733 |
| | | | 930 |
| | | | 103 |

Form 990PF Part IV - Capital Gains and Losses for Tax on Investment Income - Columns a - d

| (a) List and describe the kind(s) of property sold (e g , real estate, 2-story brick warehouse, or common stock, 200 shs MLC Co) | (b) How acquired P—Purchase D—Donation | (c) Date acquired (mo , day, yr) | (d) Date sold (mo , day, yr) |
|---|--|--------------------------------------|----------------------------------|
| 745 shares Western Union | P | 2014-10-06 | 2015-01-16 |
| 65 shares Wynn Resorts | P | 2014-10-06 | 2015-01-16 |
| 1,390 shares Cameco CP | P | 2014-10-06 | 2015-03-03 |
| 170 shares Du Pont E I De Nemours | P | 2014-10-06 | 2015-03-03 |
| 347 shares Microsoft | P | 2014-10-06 | 2015-03-03 |
| 300 shares Merck Co | P | 2014-10-06 | 2015-03-03 |
| 280 shares Coca Cola | P | 2014-10-06 | 2015-03-03 |
| 150 shares Accenture | P | 2014-10-06 | 2015-03-03 |
| 220 shares CA Incorporated | P | 2014-10-06 | 2015-03-03 |
| 80 shares Molson Coors | P | 2014-10-06 | 2015-03-03 |

Form 990PF Part IV - Capital Gains and Losses for Tax on Investment Income - Columns e - h

| (e) Gross sales price | (f) Depreciation allowed (or allowable) | (g) Cost or other basis plus expense of sale | (h) Gain or (loss) (e) plus (f) minus (g) |
|-----------------------|--|---|--|
| 12,664 | | 12,114 | 550 |
| 9,506 | | 12,203 | -2,697 |
| 20,953 | | 24,283 | -3,330 |
| 13,256 | | 12,014 | 1,242 |
| 14,976 | | 16,004 | -1,028 |
| 17,425 | | 18,039 | -614 |
| 12,030 | | 12,040 | -10 |
| 13,669 | | 12,073 | 1,596 |
| 7,116 | | 6,078 | 1,038 |
| 6,013 | | 5,932 | 81 |

Form 990PF Part IV - Capital Gains and Losses for Tax on Investment Income - Columns i - l

| Complete only for assets showing gain in column (h) and owned by the foundation on 12/31/69 | | | (l) Gains (Col (h) gain minus col (k), but not less than -0-) or Losses (from col (h)) |
|---|--------------------------------------|---|---|
| (i) F M V as of 12/31/69 | (j) Adjusted basis as of 12/31/69 | (k) Excess of col (i) over col (j), if any | |
| | | | 550 |
| | | | -2,697 |
| | | | -3,330 |
| | | | 1,242 |
| | | | -1,028 |
| | | | -614 |
| | | | -10 |
| | | | 1,596 |
| | | | 1,038 |
| | | | 81 |

Form 990PF Part IV - Capital Gains and Losses for Tax on Investment Income - Columns a - d

| (a) List and describe the kind(s) of property sold (e g , real estate, 2-story brick warehouse, or common stock, 200 shs MLC Co) | (b) How acquired P—Purchase D—Donation | (c) Date acquired (mo , day, yr) | (d) Date sold (mo , day, yr) |
|---|--|--------------------------------------|----------------------------------|
| 360 shares First Energy Corp | P | 2014-10-06 | 2015-03-03 |
| 305 shares ATT | P | 2014-10-06 | 2015-03-27 |
| 110 shares Union Pac Corp | P | 2014-10-06 | 2015-03-27 |
| 610 shares Invesco Ltd | P | 2014-10-06 | 2015-03-27 |
| 120 shares General Mills | P | 2014-10-06 | 2015-03-27 |
| 75 shares Nucor Corp | P | 2014-10-06 | 2015-04-06 |
| 1,300 shares Fifth Street Financial Corp | P | 2014-10-06 | 2015-04-30 |
| 700 shares Hatteras Financial Corp | P | 2014-11-13 | 2015-04-30 |
| 50 shares Northrup Grumman Corp | P | 2014-10-06 | 2015-04-30 |
| 155 shares Wal-Mart Stores | P | 2014-10-06 | 2015-04-30 |

Form 990PF Part IV - Capital Gains and Losses for Tax on Investment Income - Columns e - h

| (e) Gross sales price | (f) Depreciation allowed (or allowable) | (g) Cost or other basis plus expense of sale | (h) Gain or (loss) (e) plus (f) minus (g) |
|-----------------------|--|---|--|
| 12,340 | | 12,146 | 194 |
| 9,970 | | 10,846 | -876 |
| 11,932 | | 12,121 | -189 |
| 24,205 | | 24,315 | -110 |
| 6,574 | | 6,063 | 511 |
| 3,522 | | 3,923 | -401 |
| 9,232 | | 12,076 | -2,844 |
| 12,613 | | 13,314 | -701 |
| 7,692 | | 6,483 | 1,209 |
| 12,068 | | 12,013 | 55 |

Form 990PF Part IV - Capital Gains and Losses for Tax on Investment Income - Columns i - l

| Complete only for assets showing gain in column (h) and owned by the foundation on 12/31/69 | | | (l) Gains (Col (h) gain minus col (k), but not less than -0-) or Losses (from col (h)) |
|---|--------------------------------------|---|---|
| (i) F M V as of 12/31/69 | (j) Adjusted basis as of 12/31/69 | (k) Excess of col (i) over col (j), if any | |
| | | | 194 |
| | | | -876 |
| | | | -189 |
| | | | -110 |
| | | | 511 |
| | | | -401 |
| | | | -2,844 |
| | | | -701 |
| | | | 1,209 |
| | | | 55 |

Form 990PF Part IV - Capital Gains and Losses for Tax on Investment Income - Columns a - d

| (a) List and describe the kind(s) of property sold (e g , real estate, 2-story brick warehouse, or common stock, 200 shs MLC Co) | (b) How acquired P—Purchase D—Donation | (c) Date acquired (mo , day, yr) | (d) Date sold (mo , day, yr) |
|---|--|--------------------------------------|----------------------------------|
| 750 shares Redwood Trust | P | 2015-02-23 | 2015-04-30 |
| 0 0411825 shares Google Inc Class C | P | 2014-10-06 | 2015-05-06 |
| 595 shares Sysco Corp | P | 2014-10-06 | 2015-05-08 |
| 107 shares Phillip Morris Intl | P | 2014-10-06 | 2015-05-08 |
| 310 shares Pfizer | P | 2014-10-06 | 2015-05-08 |
| 275 shares Nucor Corp | P | 2014-10-06 | 2015-05-08 |
| 160 shares McDonalds | P | 2014-10-06 | 2015-05-08 |
| 117 shares Lockheed Martin | P | 2014-10-06 | 2015-05-08 |
| 142 shares Johnson Johnson | P | 2014-10-06 | 2015-05-08 |
| 150 shares CME Group | P | 2014-10-06 | 2015-05-08 |

Form 990PF Part IV - Capital Gains and Losses for Tax on Investment Income - Columns e - h

| (e) Gross sales price | (f) Depreciation allowed (or allowable) | (g) Cost or other basis plus expense of sale | (h) Gain or (loss) (e) plus (f) minus (g) |
|-----------------------|--|---|--|
| 12,867 | | 14,847 | -1,980 |
| 23 | | 22 | 1 |
| 21,807 | | 22,545 | -738 |
| 9,115 | | 9,079 | 36 |
| 10,549 | | 9,117 | 1,432 |
| 13,465 | | 14,385 | -920 |
| 15,692 | | 15,094 | 598 |
| 22,296 | | 20,993 | 1,303 |
| 14,396 | | 15,008 | -612 |
| 14,095 | | 12,194 | 1,901 |

Form 990PF Part IV - Capital Gains and Losses for Tax on Investment Income - Columns i - l

| Complete only for assets showing gain in column (h) and owned by the foundation on 12/31/69 | | | (l) Gains (Col (h) gain minus col (k), but not less than -0-) or Losses (from col (h)) |
|---|--------------------------------------|---|---|
| (i) F M V as of 12/31/69 | (j) Adjusted basis as of 12/31/69 | (k) Excess of col (i) over col (j), if any | |
| | | | -1,980 |
| | | | 1 |
| | | | -738 |
| | | | 36 |
| | | | 1,432 |
| | | | -920 |
| | | | 598 |
| | | | 1,303 |
| | | | -612 |
| | | | 1,901 |

Form 990PF Part IV - Capital Gains and Losses for Tax on Investment Income - Columns a - d

| (a) List and describe the kind(s) of property sold (e g , real estate, 2-story brick warehouse, or common stock, 200 shs MLC Co) | (b) How acquired P—Purchase D—Donation | (c) Date acquired (mo , day, yr) | (d) Date sold (mo , day, yr) |
|---|--|--------------------------------------|----------------------------------|
| 125 shares Clorox | P | 2014-10-06 | 2015-05-08 |
| 150 shares Colgate Palmolive | P | 2014-10-29 | 2015-05-08 |
| 60 shares Cracker Barrel | P | 2014-10-06 | 2015-05-08 |
| 290 shares Broadridge Financial | P | 2014-10-06 | 2015-05-08 |
| 685 shares Bank United | P | 2014-10-06 | 2015-05-08 |
| 400 shares Intel | P | 2014-10-06 | 2015-05-08 |
| 216 shares Abbot Labs | P | 2014-10-06 | 2015-05-08 |
| 150 shares Exxon Mobil | P | 2014-10-06 | 2015-05-08 |
| 190 shares Target | P | 2014-10-06 | 2015-05-08 |
| 412 shares ATT | P | 2014-10-06 | 2015-05-08 |

Form 990PF Part IV - Capital Gains and Losses for Tax on Investment Income - Columns e - h

| (e) Gross sales price | (f) Depreciation allowed (or allowable) | (g) Cost or other basis plus expense of sale | (h) Gain or (loss) (e) plus (f) minus (g) |
|-----------------------|--|---|--|
| 13,440 | | 12,125 | 1,315 |
| 10,201 | | 9,858 | 343 |
| 8,150 | | 6,289 | 1,861 |
| 14,695 | | 12,013 | 2,682 |
| 22,674 | | 20,975 | 1,699 |
| 13,068 | | 13,660 | -592 |
| 10,233 | | 9,078 | 1,155 |
| 13,314 | | 14,100 | -786 |
| 15,384 | | 12,021 | 3,363 |
| 13,845 | | 14,651 | -806 |

Form 990PF Part IV - Capital Gains and Losses for Tax on Investment Income - Columns i - l

| Complete only for assets showing gain in column (h) and owned by the foundation on 12/31/69 | | | (l) Gains (Col (h) gain minus col (k), but not less than -0-) or Losses (from col (h)) |
|---|--------------------------------------|---|---|
| (i) F M V as of 12/31/69 | (j) Adjusted basis as of 12/31/69 | (k) Excess of col (i) over col (j), if any | |
| | | | 1,315 |
| | | | 343 |
| | | | 1,861 |
| | | | 2,682 |
| | | | 1,699 |
| | | | -592 |
| | | | 1,155 |
| | | | -786 |
| | | | 3,363 |
| | | | -806 |

Form 990PF Part IV - Capital Gains and Losses for Tax on Investment Income - Columns a - d

| (a) List and describe the kind(s) of property sold (e g , real estate, 2-story brick warehouse, or common stock, 200 shs MLC Co) | (b) How acquired P—Purchase D—Donation | (c) Date acquired (mo , day, yr) | (d) Date sold (mo , day, yr) |
|---|--|--------------------------------------|----------------------------------|
| 110 shares Kraft Foods Group | P | 2014-10-06 | 2015-07-06 |
| 1,290 shares Magnetek Inc | P | 2015-05-01 | 2015-09-03 |


Form 990PF Part IV - Capital Gains and Losses for Tax on Investment Income - Columns e - h

| (e) Gross sales price | (f) Depreciation allowed (or allowable) | (g) Cost or other basis plus expense of sale | (h) Gain or (loss) (e) plus (f) minus (g) |
|-----------------------|--|---|--|
| 1,815 | | 6,204 | -4,389 |
| 64,500 | | 49,663 | 14,837 |


Form 990PF Part IV - Capital Gains and Losses for Tax on Investment Income - Columns i - l

| Complete only for assets showing gain in column (h) and owned by the foundation on 12/31/69 | | | (l) Gains (Col (h) gain minus col (k), but not less than -0-) or Losses (from col (h)) |
|---|--------------------------------------|---|---|
| (i) F M V as of 12/31/69 | (j) Adjusted basis as of 12/31/69 | (k) Excess of col (i) over col (j), if any | |
| | | | -4,389 |
| | | | 14,837 |

Form 990PF Part XV Line 3 - Grants and Contributions Paid During the Year or Approved for Future Payment

| Recipient | If recipient is an individual, show any relationship to any foundation manager or substantial contributor | Foundation status of recipient | Purpose of grant or contribution | Amount |
|--|---|--------------------------------|----------------------------------|-----------|
| Name and address (home or business) | | | | |
| a <i>Paid during the year</i> | | | | |
| Achievement First Bridgeport 403 James Street New Haven, CT 06513 | None | PC | Charitable exempt purpose | 200,000 |
| All Saints Catholic School 1759 Indian Creek Parkway Jupiter, FL 33458 | None | PC | Charitable exempt purpose | 30,000 |
| Animal Medical Center 510 East 62nd Street New York, NY 10021 | None | PC | Charitable exempt purpose | 20,000 |
| Aspen Music Festival & School 225 Music School Road Aspen, CO 81611 | None | PC | Charitable exempt purpose | 11,000 |
| Boy Scouts of America Gulfstream Council 8335 N Military Trail Palm Beach Gardens, FL 33410 | None | PC | Charitable exempt purpose | 10,000 |
| Boys & Girls Club of Palm Beach County 800 Northpoint Parkway West Palm Beach, FL 33407 | None | PC | Charitable exempt purpose | 35,000 |
| Boys & Girls Club of Stamford 347 Stillwater Avenue Stamford, CT 06902 | None | PC | Charitable exempt purpose | 20,000 |
| Breast Cancer Research Foundation 60 East 56th Street 8th Floor New York, NY 10022 | None | PC | Charitable exempt purpose | 10,000 |
| Brigham & Women's Hospital 215 Peruvian Avenue Palm Beach, FL 33480 | None | PC | Charitable exempt purpose | 10,000 |
| Cardinal Newman High School 512 Spencer Drive West Palm Beach, FL 33409 | None | PC | Charitable exempt purpose | 62,500 |
| Children's Storefront 70 East 129th Street New York, NY 10035 | None | PC | Charitable exempt purpose | 20,000 |
| Claremont McKenna College 500 East Ninth Street Claremont, CA 917116400 | None | PC | Charitable exempt purpose | 7,500 |
| Coast Guard Foundation 394 Taugwonk Road Stonington, CT 063781807 | None | PC | Charitable exempt purpose | 25,000 |
| Connecticut Special Olympics 2666 State Street Suite 1 Hamden, CT 06517 | None | PC | Charitable exempt purpose | 5,000 |
| Cystic Fibrosis Foundation 700 S Dixie Hwy Suite 100 West Palm Beach, FL 33401 | None | PC | Charitable exempt purpose | 2,400 |
| Total  3a | | | | 2,937,605 |


Form 990PF Part XV Line 3 - Grants and Contributions Paid During the Year or Approved for Future Payment

| Recipient | If recipient is an individual, show any relationship to any foundation manager or substantial contributor | Foundation status of recipient | Purpose of grant or contribution | Amount |
|--|---|--------------------------------|----------------------------------|-----------|
| Name and address (home or business) | | | | |
| a <i>Paid during the year</i> | | | | |
| Design Onscreen 789 Sherman Street Suite 130 Denver,CO 80203 | None | PC | Charitable exempt purpose | 7,500 |
| Diocese of Bridgeport 238 Jewett Avenue Bridgeport,CT 06606 | None | PC | Charitable exempt purpose | 37,500 |
| Elayne & Donald Flamm Foundation 251 Royal Palm Way Suite 400 Palm Beach,FL 33480 | None | PF | Charitable exempt purpose | 40,000 |
| Fairfield College Preparatory School 1073 North Benson Road Fairfield,CT 06824 | None | PC | Charitable exempt purpose | 20,000 |
| Fairfield University 1073 North Benson Road Fiarfield,CT 06824 | None | PC | Charitable exempt purpose | 33,000 |
| Fern House Inc 1958 Church Street West Palm Beach,FL 33409 | None | PC | Charitable exempt purpose | 2,500 |
| First Tee of the Palm Beaches 2201 SE Indian Street Stuart,FL 34997 | None | PC | Charitable exempt purpose | 4,000 |
| Florida Gulf Coast University 10501 FGCU Boulevard South Fort Myers,FL 339656565 | None | PC | Charitable exempt purpose | 12,000 |
| Florida State School of Law A 1500 University Center Tallahassee,FL 32306 | None | PC | Charitable exempt purpose | 30,000 |
| Florida State University A 1500 University Center Tallahassee,FL 32306 | None | PC | Charitable exempt purpose | 15,000 |
| Glades Academy Foundation Inc One North Clematis Street Suite 200 West Palm Beach,FL 33401 | None | PC | Charitable exempt purpose | 250,000 |
| God's Love We Deliver 166 Avenue of the Americas New York,NY 10013 | None | PC | Charitable exempt purpose | 5,000 |
| Gwen Knapp Center for Lupus & Immunology 130 East Randolph Street Suite 1400 Chicago,IL 60601 | None | PC | Charitable exempt purpose | 10,000 |
| Historical Society of Palm Beach County 139 North County Road Suite 25 Palm Beach,FL 33480 | None | PC | Charitable exempt purpose | 10,000 |
| Hospice Foundation of Palm Beach County Inc 5300 East Avenue West Palm Beach,FL 33407 | None | PC | Charitable exempt purpose | 10,000 |
| Total  3a | | | | 2,937,605 |


Form 990PF Part XV Line 3 - Grants and Contributions Paid During the Year or Approved for Future Payment

| Recipient | If recipient is an individual, show any relationship to any foundation manager or substantial contributor | Foundation status of recipient | Purpose of grant or contribution | Amount |
|---|---|--------------------------------|----------------------------------|-----------|
| Name and address (home or business) | | | | |
| a <i>Paid during the year</i> | | | | |
| Housatonic Community College 900 Lafayette Blvd Bridgeport, CT 06604 | None | PC | Charitable exempt purpose | 20,000 |
| Justworld International 11924 W Forest Hill Blvd Suite 104- Wellington, FL 33414 | None | PC | Charitable exempt purpose | 6,000 |
| Keewaydin Foundation 950 West Shore Road Salisbury, VT 05769 | None | PC | Charitable exempt purpose | 6,000 |
| Landmark College 1 River Road S Putney, VT 05346 | None | PC | Charitable exempt purpose | 20,000 |
| Loggerhead Marine Life Center 14200 US Highway One Juno Beach, FL 33408 | None | PC | Charitable exempt purpose | 5,000 |
| Lyme Research Center 2001 West Main Street Suite 28 Stamford, CT 06902 | None | PC | Charitable exempt purpose | 25,000 |
| March of Dimes 140 Sherman Street 200 Fairfield, CT 06824 | None | PC | Charitable exempt purpose | 5,200 |
| Marfa Ballroom 108 E San Antonio Marfa, TX 79843 | None | PC | Charitable exempt purpose | 5,000 |
| Marfa Public Radio 111 South Highland Avenue Marfa, TX 79843 | None | PC | Charitable exempt purpose | 20,000 |
| Margaux's Miracle Foundation 2601 NW 29th Drive Boca Raton, FL 33434 | None | PC | Charitable exempt purpose | 20,000 |
| Maritime Aquarium 10 North Water Street Norwalk, CT 06854 | None | PC | Charitable exempt purpose | 5,000 |
| McGivney Center P O Box 5220 Bridgeport, CT 06610 | None | PC | Charitable exempt purpose | 35,000 |
| Museum of the Big Bend 400 N Harrison Street C-101 Alpine, TX 79832 | None | PC | Charitable exempt purpose | 15,000 |
| Mystic Seaport 75 Germanville Avenue Mystic, CT 06355 | None | PC | Charitable exempt purpose | 20,000 |
| National Campaign to Stop The Violence 2021 Massachusetts Avenue NW Washington, DC 20036 | None | PC | Charitable exempt purpose | 30,000 |
| Total | | | ▶ 3a | 2,937,605 |


Form 990PF Part XV Line 3 - Grants and Contributions Paid During the Year or Approved for Future Payment

| Recipient | If recipient is an individual, show any relationship to any foundation manager or substantial contributor | Foundation status of recipient | Purpose of grant or contribution | Amount |
|--|---|--------------------------------|----------------------------------|-----------|
| Name and address (home or business) | | | | |
| a <i>Paid during the year</i> | | | | |
| Navy League of Palm Beach County 277 Royal Poincianna Way 339 Palm Beach, FL 33480 | None | PC | Charitable exempt purpose | 6,670 |
| Necessities Inc 46 Catoonah Street Ridgefield, CT 06877 | None | PC | Charitable exempt purpose | 15,000 |
| New Canaan High School Scholarship Fund 11 Farm Road New Canaan, CT 06840 | None | PC | Charitable exempt purpose | 1,000 |
| New Hope Charities Inc 626 North Dixie Highway West Palm Beach, FL 33401 | None | PC | Charitable exempt purpose | 24,000 |
| Next Stage Arts Project Inc 15 Kimball Hill Putney, VT 05346 | None | PC | Charitable exempt purpose | 10,000 |
| Norwalk Community College 188 Richards Avenue Norwalk, CT 06854 | None | PC | Charitable exempt purpose | 20,000 |
| Notre Dame High School 220 Jefferson Street Fairfield, CT 06432 | None | PC | Charitable exempt purpose | 30,000 |
| Nova Southeastern University 3301 College Avenue 1st Floor Fort Lauderdale, FL 33314 | None | PC | Charitable exempt purpose | 20,000 |
| Oxbridge Academy 3151 North Military Trail West Palm Beach, FL 33409 | None | PC | Charitable exempt purpose | 285,500 |
| Palm Beach Atlantic University PO Box 24708 West Palm Beach, FL 33416 | None | PC | Charitable exempt purpose | 6,000 |
| Palm Beach Police Foundation 350 South County Road Suite 102 Palm Beach, FL 33480 | None | PC | Charitable exempt purpose | 2,575 |
| Palm Beach State College 4200 Congress Avenue Lake Worth, FL 33461 | None | PC | Charitable exempt purpose | 7,100 |
| Palm Beach Zoo 1301 Summit Blvd West Palm Beach, FL 33405 | None | PC | Charitable exempt purpose | 10,000 |
| Par 3 Foundation Inc 251 Royal Palm Way Suite 400 Palm Beach, FL 33480 | None | POF | Charitable exempt purpose | 7,400 |
| Peggy Adams Animal Rescue League 3200 N Military Trail West Palm Beach, FL 33409 | None | PC | Charitable exempt purpose | 96,900 |
| Total  3a | | | | 2,937,605 |

Form 990PF Part XV Line 3 - Grants and Contributions Paid During the Year or Approved for Future Payment

| Recipient | If recipient is an individual, show any relationship to any foundation manager or substantial contributor | Foundation status of recipient | Purpose of grant or contribution | Amount |
|--|---|--------------------------------|----------------------------------|-----------|
| Name and address (home or business) | | | | |
| a <i>Paid during the year</i> | | | | |
| PEN American Center 162 West 56th Street Suite 405 New York, NY 10019 | None | PC | Charitable exempt purpose | 5,000 |
| Person to Person 1864 Post Road Darien, CT 06820 | None | PC | Charitable exempt purpose | 20,000 |
| Peter Pan Children's Fund P O Box 388 Pound Ridge, NY 10576 | None | PC | Charitable exempt purpose | 15,000 |
| Prep for Prep 328 West 71st Street New York, NY 10023 | None | PC | Charitable exempt purpose | 10,000 |
| Preservation Foundation of Palm Beach 311 Peruvian Avenue Palm Beach, FL 33480 | None | PC | Charitable exempt purpose | 27,000 |
| Sacred Heart University 5151 Park Avenue Fairfield, CT 06825 | None | PC | Charitable exempt purpose | 105,000 |
| Shelbourne Museum U S Route 7 Shelburne, VT 05482 | None | PC | Charitable exempt purpose | 7,500 |
| Sheperds Inc P O Box 320513 Fairfield, CT 06432 | None | PC | Charitable exempt purpose | 20,000 |
| South Florida Science Center & Aquarium 4801 Dreher Trail North West Palm Beach, FL 33405 | None | PC | Charitable exempt purpose | 5,000 |
| Els for Autism 18370 Limestone Creek Road Jupiter, FL 33458 | None | PC | Charitable exempt purpose | 2,100 |
| St Ann Place 2107 North Dixie Highway West Palm Beach, FL 33407 | None | PC | Charitable exempt purpose | 50,000 |
| St Clare School 821 Prosperity Farms Road North Palm Beach, FL 33408 | None | PC | Charitable exempt purpose | 40,000 |
| St Edwards School 1895 Saint Edwards Drive Vero Beach, FL 32963 | None | PC | Charitable exempt purpose | 10,000 |
| St Josephs High School 2320 Huntington Turnpike Trumbull, CT 06611 | None | PC | Charitable exempt purpose | 20,000 |
| Ethel Walker School 230 Bushy Hill Road Simsbury, CT 06070 | None | PC | Charitable exempt purpose | 1,000 |
| Total  3a | | | | 2,937,605 |


Form 990PF Part XV Line 3 - Grants and Contributions Paid During the Year or Approved for Future Payment

| Recipient | If recipient is an individual, show any relationship to any foundation manager or substantial contributor | Foundation status of recipient | Purpose of grant or contribution | Amount |
|--|---|--------------------------------|----------------------------------|-----------|
| Name and address (home or business) | | | | |
| a <i>Paid during the year</i> | | | | |
| St Judes Childrens Hospital 5201 Blue Lagoon Drive Suite 650 Miami, FL 33126 | None | PC | Charitable exempt purpose | 5,000 |
| Sul Ross University East Highway 90 Alpine, TX 77832 | None | PC | Charitable exempt purpose | 15,000 |
| Summer Theater of New Canaan 70 Pine Street New Canaan, CT 06840 | None | PC | Charitable exempt purpose | 25,000 |
| Texas Agricultural Land Trust PO box 6152 San Antonio, TX 78209 | None | PC | Charitable exempt purpose | 5,000 |
| The Bijou Theater 275 Fairfield Avenue Bridgeport, CT 06604 | None | PC | Charitable exempt purpose | 15,000 |
| The Broadway League Foundation 729 Seventh Avenue 5th Floor New York, NY 10019 | None | PC | Charitable exempt purpose | 7,500 |
| The Chapin School 100 East End Avenue New York, NY 10130 | None | PC | Charitable exempt purpose | 10,000 |
| The Framework Children's Council 130 Island Drive Ocean Ridge, FL 33435 | None | PC | Charitable exempt purpose | 50,000 |
| The Kings Academy 2345 Third Avenue New York, NY 10035 | None | PC | Charitable exempt purpose | 28,000 |
| The Kings College 52 Broadway Fifth Floor New York, NY 10004 | None | PC | Charitable exempt purpose | 50,000 |
| The Metropolitan Opera 30 Lincoln Center Plaza New York, NY 10023 | None | PC | Charitable exempt purpose | 20,000 |
| The Society of the Four Arts 2 Four Arts Plaza Palm Beach, FL 33480 | None | PC | Charitable exempt purpose | 5,000 |
| The Umbrella Club P O Box 112238 Stamford, CT 06911 | None | PC | Charitable exempt purpose | 2,500 |
| The Wilburn Fellowship 11 Farm Road New Canaan, CT 06840 | None | PC | Charitable exempt purpose | 7,500 |
| Trinity Catholic High School 926 Newfield Avenue Stamford, CT 06905 | None | PC | Charitable exempt purpose | 20,000 |
| Total  3a | | | | 2,937,605 |


Form 990PF Part XV Line 3 - Grants and Contributions Paid During the Year or Approved for Future Payment

| Recipient | If recipient is an individual, show any relationship to any foundation manager or substantial contributor | Foundation status of recipient | Purpose of grant or contribution | Amount |
|--|---|--------------------------------|----------------------------------|-----------|
| Name and address (home or business) | | | | |
| a Paid during the year | | | | |
| University of Connecticut - Stamford 1 University Place Stamford,CT 06901 | None | PC | Charitable exempt purpose | 35,000 |
| University of Florida P O Box 114025 Gainesville,FL 32611 | None | PC | Charitable exempt purpose | 10,000 |
| Unquowa School 981 Stratfield Fairfield,CT 06825 | None | PC | Charitable exempt purpose | 20,000 |
| Villa Maria Education Center 161 Sky Meadow Drive Stamford,CT 06903 | None | PC | Charitable exempt purpose | 20,000 |
| Wake Forest University P O Box 7246 WinstonSalem,NC 27109 | None | PC | Charitable exempt purpose | 23,560 |
| Waterside School 535 Fairfield Avenue Stamford,CT 06902 | None | PC | Charitable exempt purpose | 110,000 |
| West Palm Beach Library Foundation Inc 411 Clematis Street West Palm Beach,FL 33401 | None | PC | Charitable exempt purpose | 10,000 |
| William Pitt Child Development Center 195 Hillandale Avenue Stamford,CT 06902 | None | PC | Charitable exempt purpose | 30,000 |
| Yale Center for Faith and Culture 157 Church Street New Haven,CT 06510 | None | PC | Charitable exempt purpose | 30,000 |
| AFFPC 309 Allegheny Street Suite 5 Holidaysburg,PA 16648 | None | PC | Charitable exempt purpose | 1,000 |
| YMCA of New Canaan 564 South Avenue New Canaan,CT 06840 | None | PC | Charitable exempt purpose | 1,500 |
| YMCA of the Palm Beaches 2085 South Congress Avenue West Palm Beach,FL 33406 | None | PC | Charitable exempt purpose | 20,000 |
| ALSA Florida Chapter 3242 Parkside Center Circle Tampa,FL 33619 | None | PC | Charitable exempt purpose | 5,000 |
| Alzheimer's Drug Discovery Foundation 57 West 57th Street Suite 904 New York,NY 10102 | None | PC | Charitable exempt purpose | 5,000 |
| Dreamride Inc co The Hometown Foundation 275 Schoolhouse Road Cheshire,CT 06410 | None | PC | Charitable exempt purpose | 5,000 |
| Total  3a | | | | 2,937,605 |

Form 990PF Part XV Line 3 - Grants and Contributions Paid During the Year or Approved for Future Payment

| Recipient | If recipient is an individual, show any relationship to any foundation manager or substantial contributor | Foundation status of recipient | Purpose of grant or contribution | Amount |
|--|---|--------------------------------|----------------------------------|-----------|
| Name and address (home or business) | | | | |
| a <i>Paid during the year</i> | | | | |
| Gentle Caring Hands Living Waters P O Box 18343 West Palm Beach,FL 33416 | None | PC | Charitable exempt purpose | 350 |
| Homeless Coalition Palm Beach County 810 Datura Street West Palm Beach,FL 33401 | None | PC | Charitable exempt purpose | 2,500 |
| Humane Society of the Treasure Coast 4100 SW Leighton Farm Avenue Palm City,FL 34990 | None | PC | Charitable exempt purpose | 1,500 |
| Humane Society of the United States 2100 L Street NW Washington,DC 20037 | None | PC | Charitable exempt purpose | 5,000 |
| Kolbe Cathedral High School 33 Calhoun Place Bridgeport,CT 06604 | None | PC | Charitable exempt purpose | 25,000 |
| Lauralton Hall Catholic School for Girls 200 High Street Milford,CT 06460 | None | PC | Charitable exempt purpose | 20,000 |
| Lou & Eleanor Gehrig ALS Center co Columbia University 100 Haven Avenue Suite 29D New York,NY 10032 | None | PC | Charitable exempt purpose | 25,000 |
| Mass General Hospital Home Base Program 100 Cambridge Street Suite 1310 Boston,MA 02114 | None | PC | Charitable exempt purpose | 6,000 |
| Massachusetts General Hospital 55 Fruit Street Boston,MA 02114 | None | PC | Charitable exempt purpose | 100 |
| Neil Hirsch Family Boys & Girls Cklub 800 Northpointe Parkway Suite 204 West Palm Beach,FL 33407 | None | PC | Charitable exempt purpose | 10,000 |
| Palm Beach County Sheriff's Foundation 3228 Gun Club Road West Palm Beach,FL 33106 | None | PC | Charitable exempt purpose | 31,000 |
| Patricia Blanco Animal Foundation 1728 17th Way West Palm Beach,FL 33407 | None | PC | Charitable exempt purpose | 1,500 |
| Stamford Hospital Foundation 1351 Washington Blvd Suite 202 Stamford,CT 06902 | None | PC | Charitable exempt purpose | 6,250 |
| Town of Palm Beach United Way 44 Cocoanut Row M201 Palm Beach,FL 33480 | None | PC | Charitable exempt purpose | 5,000 |
| University of Miami School of Law 1311 Miller Drive C423 Coral Gables,FL 33141 | None | PC | Charitable exempt purpose | 25,000 |
| Total  3a | | | | 2,937,605 |

Form 990PF Part XV Line 3 - Grants and Contributions Paid During the Year or Approved for Future Payment

| Recipient | If recipient is an individual, show any relationship to any foundation manager or substantial contributor | Foundation status of recipient | Purpose of grant or contribution | Amount |
|--|---|--------------------------------|----------------------------------|-----------|
| Name and address (home or business) | | | | |
| a <i>Paid during the year</i> | | | | |
| United States Sailing Association 15 Maritime Drive Portsmouth, RI 02871 | None | PC | Charitable exempt purpose | 20,000 |
| Weston Playhouse Theater 703 Main Street Weston, VT 05161 | None | PC | Charitable exempt purpose | 10,000 |
| Yellow Barn Inc 63 Main Street Putney, VT 05346 | None | PC | Charitable exempt purpose | 5,000 |
| Domus Foundation 417 Shippan Avenue Stamford, CT 06902 | None | PC | Charitable exempt purpose | 75,000 |
| Total  3a | | | | 2,937,605 |

Form 990PF Part XVI-A Line 11 - Other revenue:

| Enter gross amounts unless otherwise indicated | Unrelated business income | | Excluded by section 512, 513, or 514 | | (e) Related or exempt function income (See the instructions) |
|--|---------------------------|---------------|--------------------------------------|---------------|--|
| 11 Other revenue | (a) Business code | (b) Amount | (c) Exclusion code | (d) Amount | |
| a Unrealized gains/losses | | | 18 | -4,626,533 | |
| b Ares Management LP | | | 01 | 1 | |
| c Palisades Tartan Media LLC | | | 01 | -8 | |
| d Fidelity Building Company | | | 16 | 543,790 | |
| e Gun Mill Company | | | 16 | 91,109 | |
| f Soundview Farms LLC | 531120 | 765,430 | 16 | 66,560 | |
| g Quarry Road Lot 1 Joint Venture | 531120 | 123,652 | 16 | 118,802 | |
| h Quarry Road Lot 2 LLC | 531120 | 1,039,503 | 16 | 921,827 | |
| i Quarry Road Lot 3 LLC | 531120 | 558,220 | 16 | 710,462 | |
| j Quarry Road Lot 2 LLC | 531120 | -196,470 | 16 | -174,229 | |
| k TipTree Financial Partners LP | 525990 | -119 | 01 | -24,834 | |
| l Enduro Royalty Trust | | | 15 | 1,323 | |

TY 2014 Accounting Fees Schedule

Name: The William H Pitt Foundation Inc

EIN: 22-2570737

Software ID: 14000292

Software Version: 14.4.1.0

| Category | Amount | Net Investment Income | Adjusted Net Income | Disbursements for Charitable Purposes |
|---------------------|--------|--------------------------|------------------------|---|
| Accounting services | 61,141 | | | 51,141 |
| Audit | 38,808 | | | 38,808 |

Note: To capture the full content of this document, please select landscape mode (11" x 8.5") when printing.

TY 2014 Depreciation Schedule

Name: The William H Pitt Foundation Inc

EIN: 22-2570737

Software ID: 14000292

Software Version: 14.4.1.0

| Description of Property | Date Acquired | Cost or Other Basis | Prior Years' Depreciation | Computation Method | Rate / Life (# of years) | Current Year's Depreciation Expense | Net Investment Income | Adjusted Net Income | Cost of Goods Sold Not Included |
|---|---------------|---------------------|---------------------------|--------------------|--------------------------|-------------------------------------|-----------------------|---------------------|---------------------------------|
| K-1 flow-through Fidelity Building Company 06-6116615 | | | | | | 73,881 | 73,881 | | |
| K-1 flowthrough Gun Mill Company 06-6080952 | | | | | | 9,619 | 9,619 | | |
| K-1 flowthrough Soundview Farms LLC 06-0839046 | | | | | | 202,675 | 16,214 | | |
| Quarry Road Lot 1 Joint Venture | | | | | | 62,281 | 30,518 | | |
| K-1 flowthrough Quarry Road Lot 2 LLC 06-1426270 | | | | | | 395,207 | 185,748 | | |
| K-1 flowthrough Quarry Road Lot 3 LLC 06-1526834 | | | | | | 179,676 | 100,619 | | |
| Danbury - Building | 2000-09-09 | 219,323 | 78,735 | SL | 0000000039 000000000000 | 5,624 | 5,624 | | |
| Danbury - Land improvements | 2000-09-09 | 14,215 | 13,271 | SL | 0000000015 000000000000 | 944 | 944 | | |
| Danbury - Land improvements | 2005-03-01 | 10,000 | 6,336 | SL | 0000000015 000000000000 | 667 | 667 | | |
| Danbury - Land improvements | 2006-03-01 | 12,820 | 7,267 | SL | 0000000015 000000000000 | 855 | 855 | | |
| Danbury - Land improvements | 2005-03-01 | 700 | 375 | SL | 0000000015 000000000000 | 47 | 47 | | |
| Danen - Building | 2000-09-09 | 202,142 | 72,562 | SL | 0000000039 000000000000 | 5,183 | 5,183 | | |
| Danen - Land improvements | 2000-09-09 | 25,651 | 23,940 | SL | 0000000015 000000000000 | 1,711 | 1,711 | | |
| Parkway - Building | 2000-09-09 | 214,470 | 73,235 | SL | 0000000039 000000000000 | 5,399 | 5,399 | | |
| Parkway - Land improvements | 2000-09-09 | 10,223 | 9,547 | SL | 0000000015 000000000000 | 676 | 676 | | |
| Westport - Building | 2000-09-09 | 667,061 | 239,456 | SL | 0000000039 000000000000 | 17,104 | 17,104 | | |
| Westport - Roof/Siding/HVAC | 2012-11-28 | 176,794 | 8,287 | SL | 0000000040 000000000000 | 4,420 | 4,420 | | |
| Improvements | 2004-05-04 | 6,768 | 5,757 | SL | 0000000015 000000000000 | 113 | | | |
| Furniture | 2008-04-17 | 1,999 | 1,731 | SL | 0000000007 000000000000 | 268 | | | |
| Furniture | 2010-01-19 | 5,802 | 4,764 | SL | 0000000007 000000000000 | 414 | | | |

| Description of Property | Date Acquired | Cost or Other Basis | Prior Years' Depreciation | Computation Method | Rate / Life (# of years) | Current Year's Depreciation Expense | Net Investment Income | Adjusted Net Income | Cost of Goods Sold Not Included |
|-------------------------|---------------|---------------------|---------------------------|--------------------|--------------------------|-------------------------------------|-----------------------|---------------------|---------------------------------|
| Office equipment | 2008-02-20 | 6,193 | 5,949 | SL | 0000000007 000000000000 | 244 | | | |
| Improvements | 2004-03-08 | 4,240 | 3,601 | SL | 0000000015 000000000000 | 71 | | | |
| Improvements | 2004-03-23 | 57,080 | 48,521 | SL | 0000000015 000000000000 | 951 | | | |
| Improvements | 2005-03-01 | 10,000 | 6,336 | SL | 0000000015 000000000000 | 333 | | | |
| Improvements | 2007-07-31 | 13,179 | 6,263 | SL | 0000000015 000000000000 | 439 | | | |
| Improvements | 2009-11-05 | 19,670 | 2,952 | SL | 0000000015 000000000000 | 328 | | | |
| Lexmark printer | 2013-04-15 | 2,250 | 619 | SL | 0000000005 000000000000 | 225 | | | |
| Conference chairs | 2013-08-15 | 8,248 | 928 | SL | 0000000010 000000000000 | 825 | | | |
| Reception couch chair | 2013-11-20 | 4,542 | 227 | SL | 0000000010 000000000000 | 454 | | | |
| Computer | 2014-04-14 | 795 | 80 | SL | 0000000005 000000000000 | 159 | | | |
| Improvements | 2014-11-01 | 27,115 | | SL | 0000000015 000000000000 | 904 | | | |
| Rollershades | 2014-12-21 | 2,223 | | SL | 0000000010 000000000000 | 111 | | | |
| Wall mirrors | 2014-12-04 | 1,525 | | SL | 0000000010 000000000000 | 76 | | | |
| Chairs | 2015-01-23 | 123 | | SL | 0000000010 000000000000 | 6 | | | |
| Chairs | 2015-01-29 | 341 | | SL | 0000000010 000000000000 | 17 | | | |
| Office decor | 2015-03-26 | 1,488 | | SL | 0000000010 000000000000 | 74 | | | |
| Office decor | 2015-05-26 | 1,015 | | SL | 0000000010 000000000000 | 51 | | | |
| Table - entry | 2015-05-15 | 780 | | SL | 0000000010 000000000000 | 39 | | | |
| Phone system | 2014-11-01 | 6,540 | | SL | 0000000005 000000000000 | 654 | | | |
| Dell computer | 2014-11-25 | 334 | | SL | 0000000005 000000000000 | 33 | | | |

| Description of Property | Date Acquired | Cost or Other Basis | Prior Years' Depreciation | Computation Method | Rate / Life (# of years) | Current Year's Depreciation Expense | Net Investment Income | Adjusted Net Income | Cost of Goods Sold Not Included |
|-------------------------------|---------------|---------------------|---------------------------|--------------------|--------------------------|-------------------------------------|-----------------------|---------------------|---------------------------------|
| Exterior sign | 2014-01-26 | 1,016 | | SL | 0000000010 000000000000 | 51 | | | |
| Wireless access/backup system | 2015-01-20 | 927 | | SL | 0000000005 000000000000 | 93 | | | |
| Dell computer | 2015-09-07 | 688 | | SL | 0000000005 000000000000 | 69 | | | |
| Enduro Royalty Trust | | | | | | 3,121 | 3,121 | | |

Note: To capture the full content of this document, please select landscape mode (11" x 8.5") when printing.

TY 2014 Gain/Loss from Sale of Other Assets Schedule

Name:

The William H Pitt Foundation Inc

EIN:

22-2570737

Software ID:

14000292

Software Version:

14.4.1.0

| Name | Date Acquired | How Acquired | Date Sold | Purchaser Name | Gross Sales Price | Basis | Basis Method | Sales Expenses | Total (net) | Accumulated Depreciation |
|---|---------------|--------------|-----------|----------------|-------------------|---------|--------------|----------------|-------------|--------------------------|
| Mariner Voyager Class A | 2006-09 | P | 2014-12 | | 228,388 | 399,650 | | | -171,262 | |
| 25,000 FL Dev Fin Txbl 12 5 | 2008-09 | P | 2014-10 | | 25,000 | 25,000 | | | | |
| 35,000 Umatilla FL 9 375 | 2012-12 | P | 2014-10 | | 35,000 | 35,000 | | | | |
| 15,000 Umatilla FL 9 375 | 2014-08 | P | 2014-10 | | 15,000 | 15,000 | | | | |
| 2,075 shares Noble Corp PLC | 2014-09 | P | 2014-10 | | 42,053 | 55,515 | | | -13,462 | |
| 815 Canadian Oil Sands Ltd | 2006-06 | P | 2014-10 | | 14,451 | 22,722 | | | -8,271 | |
| 305 Canadian Oil Sands Ltd | 2010-09 | P | 2014-10 | | 5,408 | 7,494 | | | -2,086 | |
| 705 Canadian Oil Sands Ltd | 2011-12 | P | 2014-10 | | 12,501 | 14,385 | | | -1,884 | |
| 145 shares Baytex Energy Corp | 2007-08 | P | 2014-10 | | 5,027 | 6,683 | | | -1,656 | |
| 350 shares Baytex Energy Corp | 2008-02 | P | 2014-10 | | 12,134 | 2,320 | | | 9,814 | |
| 85 shares Baytex Energy Corp | 2013-01 | P | 2014-10 | | 2,947 | 3,779 | | | -832 | |
| 40,000 Pinellas Cnty FL 12 | 2010-12 | P | 2014-10 | | 40,000 | 40,000 | | | | |
| 65 shares Legett Platt Incorporated | 2010-11 | P | 2014-11 | | 2,583 | 1,336 | | | 1,247 | |
| 600 shares Legett Platt Incorporated | 2013-10 | P | 2014-11 | | 23,845 | 17,997 | | | 5,848 | |
| 355 shares Seagate Technology | 2012-07 | P | 2014-11 | | 21,953 | 9,095 | | | 12,858 | |
| 315 shares Seagate Technology | 2012-08 | P | 2014-11 | | 19,479 | 10,169 | | | 9,310 | |
| 30 shares Seagate Technology | 2014-10 | P | 2014-11 | | 1,855 | 1,552 | | | 303 | |
| 5,000 Godfrey IL 9 75 | 2012-10 | P | 2014-11 | | 5,000 | 5,000 | | | | |
| 565 shares Public Service Enterprises Group | 2013-11 | P | 2014-11 | | 22,668 | 19,240 | | | 3,428 | |
| 370 shares Baytex Energy Corp | 2013-01 | P | 2014-11 | | 9,706 | 16,451 | | | -6,745 | |
| 250 shares Baytex Energy Corp | 2013-06 | P | 2014-11 | | 6,558 | 9,032 | | | -2,474 | |
| 30,000 LaPaz AZ Txbl 8 5 | 2013-05 | P | 2014-12 | | 31,200 | 30,000 | | | 1,200 | |
| 485 shares Kraft Foods Group | 2013-11 | P | 2014-12 | | 29,122 | 25,595 | | | 3,527 | |
| 335 shares Kraft Foods Group | 2013-12 | P | 2014-12 | | 20,115 | 18,127 | | | 1,988 | |
| 310 shares Cracker Barrel | 2014-05 | P | 2014-12 | | 39,764 | 29,411 | | | 10,353 | |
| 60 shares Cracker Barrel | 2014-05 | P | 2014-12 | | 7,696 | 6,069 | | | 1,627 | |
| 890 shares Canadian Oil Sands Ltd | 2011-12 | P | 2014-12 | | 8,598 | 18,160 | | | -9,562 | |
| 1,075 shares Canadian Oil Sands Ltd | 2013-07 | P | 2014-12 | | 10,385 | 20,779 | | | -10,394 | |
| 85 shares Baytex Energy Corp | 2013-06 | P | 2014-12 | | 1,465 | 3,071 | | | -1,606 | |
| 230 shares Baytex Energy Corp | 2013-09 | P | 2014-12 | | 3,965 | 9,395 | | | -5,430 | |

| Name | Date Acquired | How Acquired | Date Sold | Purchaser Name | Gross Sales Price | Basis | Basis Method | Sales Expenses | Total (net) | Accumulated Depreciation |
|---|---------------|--------------|-----------|----------------|-------------------|--------|--------------|----------------|-------------|--------------------------|
| 690 shares Baytex Energy Corp | 2014-02 | P | 2014-12 | | 11,895 | 24,653 | | | -12,758 | |
| 0 832 shares Outfront Media | 2014-12 | P | 2015-01 | | 21 | 21 | | | | |
| 210 shares Cracker Barrel | 2014-05 | P | 2014-12 | | 29,482 | 21,243 | | | 8,239 | |
| 115 shares Intel Corp | 2011-08 | P | 2015-01 | | 4,119 | 2,343 | | | 1,776 | |
| 750 shares Intel Corp | 2011-08 | P | 2015-01 | | 26,864 | 15,566 | | | 11,298 | |
| 150 shares Kraft Foods Group | 2013-12 | P | 2015-01 | | 9,421 | 8,117 | | | 1,304 | |
| 300 shares Kraft Foods Group | 2014-02 | P | 2015-01 | | 18,842 | 15,310 | | | 3,532 | |
| 15 shares Legett Platt Incorporated | 2013-10 | P | 2015-01 | | 666 | 450 | | | 216 | |
| 910 shares Legett Platt Incorporated | 2014-02 | P | 2015-01 | | 40,416 | 27,857 | | | 12,559 | |
| 620 shares Ryman Hospitality Properties | 2013-07 | P | 2015-01 | | 34,505 | 23,988 | | | 10,517 | |
| 255 shares Ryman Hospitality Properties | 2013-07 | P | 2015-01 | | 14,191 | 9,605 | | | 4,586 | |
| 655 shares Corrections Corp of America | 2013-06 | P | 2015-02 | | 25,683 | 20,732 | | | 4,951 | |
| 75 shares Corrections Corp of America | 2013-06 | P | 2015-02 | | 2,941 | 2,374 | | | 567 | |
| 1,005 shares Hospitality Properties Trust | 2011-02 | P | 2015-02 | | 32,232 | 25,024 | | | 7,208 | |
| 30 shares Hospitality Properties Trust | 2011-03 | P | 2015-02 | | 962 | 681 | | | 281 | |
| 810 shares National Cinemedia | 2011-06 | P | 2015-02 | | 11,975 | 13,105 | | | -1,130 | |
| 20 shares National Cinemedia | 2011-06 | P | 2015-02 | | 296 | 303 | | | -7 | |
| 560 shares National Cinemedia | 2011-06 | P | 2015-02 | | 8,279 | 8,214 | | | 65 | |
| 565 shares National Cinemedia | 2011-06 | P | 2015-02 | | 8,353 | 8,323 | | | 30 | |
| 470 shares Sonoco Products | 2009-04 | P | 2015-03 | | 20,794 | 10,602 | | | 10,192 | |
| 600 shares Sonoco Products | 2009-04 | P | 2015-03 | | 26,546 | 14,027 | | | 12,519 | |
| 100 shares Sonoco Products | 2012-06 | P | 2015-03 | | 4,424 | 3,044 | | | 1,380 | |
| 250 shares Cinemark Holdings | 1931-01 | P | 2015-04 | | 10,831 | 4,774 | | | 6,057 | |
| 495 shares Cinemark Holdings | 2011-04 | P | 2015-04 | | 21,444 | 9,613 | | | 11,831 | |
| 520 shares Thomson Reuters | 2013-03 | P | 2015-04 | | 21,325 | 17,047 | | | 4,278 | |
| 10,000 FL ST Dev Fin 8 15 | 2014-06 | P | 2015-06 | | 10,000 | 10,000 | | | | |
| 35,000 Scranton PA Redev Auth 6 1 | 2013-02 | P | 2015-06 | | 36,663 | 31,150 | | | 5,513 | |
| 5,000 DkIb Cnty GA 8 25 | 2011-08 | P | 2015-07 | | 5,000 | 5,000 | | | | |
| 5,000 Co ST Eductn Txbl 7 75 | 2013-06 | P | 2015-07 | | 5,000 | 5,000 | | | | |
| 1,715 shares FNB Corp | 2011-02 | P | 2015-07 | | 24,102 | 17,766 | | | 6,336 | |

| Name | Date Acquired | How Acquired | Date Sold | Purchaser Name | Gross Sales Price | Basis | Basis Method | Sales Expenses | Total (net) | Accumulated Depreciation |
|--|---------------|--------------|-----------|----------------|-------------------|--------|--------------|----------------|-------------|--------------------------|
| 920 shares FNB Corp | 2011-03 | P | 2015-07 | | 12,929 | 9,583 | | | 3,346 | |
| 405 shares Sonoco Products | 2012-06 | P | 2015-07 | | 16,343 | 11,719 | | | 4,624 | |
| 540 shares Sonoco Products | 2014-10 | P | 2015-07 | | 21,791 | 21,307 | | | 484 | |
| 445 shares Vermillion Energy | 2013-09 | P | 2015-07 | | 14,766 | 24,400 | | | -9,634 | |
| 235 shares Vermillion Energy | 2013-11 | P | 2015-07 | | 7,798 | 13,257 | | | -5,459 | |
| 30 shares Vermillion Energy | 2014-03 | P | 2015-07 | | 995 | 1,708 | | | -713 | |
| 615 shares Abbvie Inc | 2013-01 | P | 2015-08 | | 43,329 | 22,785 | | | 20,544 | |
| 45 shares Abbvie Inc | 2013-02 | P | 2015-08 | | 3,170 | 1,662 | | | 1,508 | |
| 650 shares Corrections Corp of America | 2013-06 | P | 2015-08 | | 21,028 | 24,464 | | | -3,436 | |
| 765 shares Corrections Corp of America | 2013-08 | P | 2015-08 | | 24,748 | 26,333 | | | -1,585 | |
| 770 shares Potash Corp | 2013-09 | P | 2015-08 | | 20,226 | 24,588 | | | -4,362 | |
| 850 shares Potash Corp | 2013-10 | P | 2015-08 | | 22,328 | 26,325 | | | -3,997 | |
| 740 shares Potash Corp | 2014-10 | P | 2015-08 | | 19,438 | 25,007 | | | -5,569 | |
| 2,645 shares Enduro Royalty Trust | 2011-11 | P | 2015-08 | | 7,065 | 38,077 | | | -31,012 | |
| 680 shares Ares Management LP | 2014-10 | P | 2014-12 | | 11,162 | 12,084 | | | -922 | |
| 50 shares Boeing Co | 2014-10 | P | 2014-12 | | 6,042 | 6,357 | | | -315 | |
| 65 shares BP Prudhoe Bay Royalty Trust | 2014-10 | P | 2014-12 | | 4,480 | 5,912 | | | -1,432 | |
| 245 shares Caterpillar | 2014-10 | P | 2014-12 | | 22,228 | 23,949 | | | -1,721 | |
| 225 shares Gamestop | 2014-10 | P | 2014-12 | | 7,419 | 9,119 | | | -1,700 | |
| 350 shares Getty Realty | 2014-10 | P | 2014-12 | | 6,289 | 6,100 | | | 189 | |
| 135 shares Hess Corp | 2014-10 | P | 2014-12 | | 9,077 | 12,259 | | | -3,182 | |
| 90 shares Oneok Inc | 2014-10 | P | 2014-12 | | 4,073 | 5,811 | | | -1,738 | |
| 100 shares Public Service Enterprise | 2014-10 | P | 2014-12 | | 4,098 | 3,750 | | | 348 | |
| 60 shares Public Service Enterprise | 2014-10 | P | 2014-12 | | 2,465 | 2,250 | | | 215 | |
| 345 shares Coach Inc | 2014-10 | P | 2015-01 | | 12,413 | 12,150 | | | 263 | |
| 160 shares ConocoPhillips | 2014-10 | P | 2015-01 | | 10,104 | 12,056 | | | -1,952 | |
| 630 shares Big 5 Sporting Goods | 2014-10 | P | 2015-01 | | 7,939 | 6,034 | | | 1,905 | |
| 100 shares Campbell Soup | 2014-10 | P | 2015-01 | | 4,627 | 4,245 | | | 382 | |
| 40 shares Campbell Soup | 2014-10 | P | 2015-01 | | 1,854 | 1,698 | | | 156 | |
| 275 shares Diamond Offshore Drilling | 2014-10 | P | 2015-01 | | 8,626 | 9,213 | | | -587 | |

| Name | Date Acquired | How Acquired | Date Sold | Purchaser Name | Gross Sales Price | Basis | Basis Method | Sales Expenses | Total (net) | Accumulated Depreciation |
|--|---------------|--------------|-----------|----------------|-------------------|--------|--------------|----------------|-------------|--------------------------|
| 290 shares GAP Inc | 2014-10 | P | 2015-01 | | 11,715 | 12,128 | | | -413 | |
| 100 shares Dow Chemical | 2014-10 | P | 2015-01 | | 4,403 | 5,088 | | | -685 | |
| 75 shares Dow Chemical | 2014-10 | P | 2015-01 | | 3,308 | 3,816 | | | -508 | |
| 150 shares Family Dollar Stores | 2014-10 | P | 2015-01 | | 11,240 | 11,726 | | | -486 | |
| 670 shares Interpublic Group | 2014-10 | P | 2015-01 | | 13,144 | 12,120 | | | 1,024 | |
| 380 shares NRG Energy | 2014-10 | P | 2015-01 | | 9,997 | 11,997 | | | -2,000 | |
| 260 shares Ritchie Bros Auctioneers | 2014-10 | P | 2015-01 | | 6,563 | 6,005 | | | 558 | |
| 385 shares Symantec | 2014-10 | P | 2015-01 | | 9,784 | 9,051 | | | 733 | |
| 330 shares Teva Pharmaceutical | 2014-10 | P | 2015-01 | | 18,968 | 18,038 | | | 930 | |
| 85 shares Time Warner Cable | 2014-10 | P | 2015-01 | | 12,399 | 12,296 | | | 103 | |
| 745 shares Western Union | 2014-10 | P | 2015-01 | | 12,664 | 12,114 | | | 550 | |
| 65 shares Wynn Resorts | 2014-10 | P | 2015-01 | | 9,506 | 12,203 | | | -2,697 | |
| 1,390 shares Cameco CP | 2014-10 | P | 2015-03 | | 20,953 | 24,283 | | | -3,330 | |
| 170 shares Du Pont E I De Nemours | 2014-10 | P | 2015-03 | | 13,256 | 12,014 | | | 1,242 | |
| 347 shares Microsoft | 2014-10 | P | 2015-03 | | 14,976 | 16,004 | | | -1,028 | |
| 300 shares Merck Co | 2014-10 | P | 2015-03 | | 17,425 | 18,039 | | | -614 | |
| 280 shares Coca Cola | 2014-10 | P | 2015-03 | | 12,030 | 12,040 | | | -10 | |
| 150 shares Accenture | 2014-10 | P | 2015-03 | | 13,669 | 12,073 | | | 1,596 | |
| 220 shares CA Incorporated | 2014-10 | P | 2015-03 | | 7,116 | 6,078 | | | 1,038 | |
| 80 shares Molson Coors | 2014-10 | P | 2015-03 | | 6,013 | 5,932 | | | 81 | |
| 360 shares First Energy Corp | 2014-10 | P | 2015-03 | | 12,340 | 12,146 | | | 194 | |
| 305 shares ATT | 2014-10 | P | 2015-03 | | 9,970 | 10,846 | | | -876 | |
| 110 shares Union Pac Corp | 2014-10 | P | 2015-03 | | 11,932 | 12,121 | | | -189 | |
| 610 shares Invesco Ltd | 2014-10 | P | 2015-03 | | 24,205 | 24,315 | | | -110 | |
| 120 shares General Mills | 2014-10 | P | 2015-03 | | 6,574 | 6,063 | | | 511 | |
| 75 shares Nucor Corp | 2014-10 | P | 2015-04 | | 3,522 | 3,923 | | | -401 | |
| 1,300 shares Fifth Street Financial Corp | 2014-10 | P | 2015-04 | | 9,232 | 12,076 | | | -2,844 | |
| 700 shares Hatteras Financial Corp | 2014-11 | P | 2015-04 | | 12,613 | 13,314 | | | -701 | |
| 50 shares Northrup Grumman Corp | 2014-10 | P | 2015-04 | | 7,692 | 6,483 | | | 1,209 | |
| 155 shares Wal-Mart Stores | 2014-10 | P | 2015-04 | | 12,068 | 12,013 | | | 55 | |

| Name | Date Acquired | How Acquired | Date Sold | Purchaser Name | Gross Sales Price | Basis | Basis Method | Sales Expenses | Total (net) | Accumulated Depreciation |
|-------------------------------------|---------------|--------------|-----------|----------------|-------------------|--------|--------------|----------------|-------------|--------------------------|
| 750 shares Redwood Trust | 2015-02 | P | 2015-04 | | 12,867 | 14,847 | | | -1,980 | |
| 0 0411825 shares Google Inc Class C | 2014-10 | P | 2015-05 | | 23 | 22 | | | 1 | |
| 595 shares Sysco Corp | 2014-10 | P | 2015-05 | | 21,807 | 22,545 | | | -738 | |
| 107 shares Phillip Morris Intl | 2014-10 | P | 2015-05 | | 9,115 | 9,079 | | | 36 | |
| 310 shares Pfizer | 2014-10 | P | 2015-05 | | 10,549 | 9,117 | | | 1,432 | |
| 275 shares Nucor Corp | 2014-10 | P | 2015-05 | | 13,465 | 14,385 | | | -920 | |
| 160 shares McDonalds | 2014-10 | P | 2015-05 | | 15,692 | 15,094 | | | 598 | |
| 117 shares Lockheed Martin | 2014-10 | P | 2015-05 | | 22,296 | 20,993 | | | 1,303 | |
| 142 shares Johnson Johnson | 2014-10 | P | 2015-05 | | 14,396 | 15,008 | | | -612 | |
| 150 shares CME Group | 2014-10 | P | 2015-05 | | 14,095 | 12,194 | | | 1,901 | |
| 125 shares Clorox | 2014-10 | P | 2015-05 | | 13,440 | 12,125 | | | 1,315 | |
| 150 shares Colgate Palmolive | 2014-10 | P | 2015-05 | | 10,201 | 9,858 | | | 343 | |
| 60 shares Cracker Barrel | 2014-10 | P | 2015-05 | | 8,150 | 6,289 | | | 1,861 | |
| 290 shares Broadridge Financial | 2014-10 | P | 2015-05 | | 14,695 | 12,013 | | | 2,682 | |
| 685 shares Bank United | 2014-10 | P | 2015-05 | | 22,674 | 20,975 | | | 1,699 | |
| 400 shares Intel | 2014-10 | P | 2015-05 | | 13,068 | 13,660 | | | -592 | |
| 216 shares Abbot Labs | 2014-10 | P | 2015-05 | | 10,233 | 9,078 | | | 1,155 | |
| 150 shares Exxon Mobil | 2014-10 | P | 2015-05 | | 13,314 | 14,100 | | | -786 | |
| 190 shares Target | 2014-10 | P | 2015-05 | | 15,384 | 12,021 | | | 3,363 | |
| 412 shares ATT | 2014-10 | P | 2015-05 | | 13,845 | 14,651 | | | -806 | |
| 110 shares Kraft Foods Group | 2014-10 | P | 2015-07 | | 1,815 | 6,204 | | | -4,389 | |
| 1,290 shares Magnetek Inc | 2015-05 | P | 2015-09 | | 64,500 | 49,663 | | | 14,837 | |

TY 2014 General Explanation Attachment

Name: The William H Pitt Foundation Inc

EIN: 22-2570737

Software ID: 14000292

Software Version: 14.4.1.0

**TY 2014 Investments Corporate
Stock Schedule****Name:** The William H Pitt Foundation Inc**EIN:** 22-2570737**Software ID:** 14000292**Software Version:** 14.4.1.0

| Name of Stock | End of Year Book Value | End of Year Fair Market Value |
|-------------------------------------|-----------------------------------|--|
| State Street Marketable Securities | 3,068,331 | 3,068,331 |
| Mattingly Hitting Products | 50,000 | 50,000 |
| TD Ameritrade Marketable Securities | 1,760,276 | 1,760,276 |
| TipTree Financial Inc | 4,521,962 | 3,195,832 |

TY 2014 Investments - Land Schedule

Name: The William H Pitt Foundation Inc

EIN: 22-2570737

Software ID: 14000292

Software Version: 14.4.1.0

| Category/ Item | Cost/Other Basis | Accumulated Depreciation | Book Value | End of Year Fair Market Value |
|----------------|------------------|--------------------------|------------|-------------------------------|
| Danbury, CT | 573,520 | 114,253 | 459,267 | 560,000 |
| Darien, CT | 615,000 | 103,398 | 511,602 | 1,068,000 |
| Parkway, CT | 925,453 | 88,854 | 836,599 | 880,000 |
| Westport, CT | 1,456,794 | 269,266 | 1,187,528 | 2,080,000 |

TY 2014 Investments - Other Schedule**Name:** The William H Pitt Foundation Inc**EIN:** 22-2570737**Software ID:** 14000292**Software Version:** 14.4.1.0

| Category/ Item | Listed at Cost or FMV | Book Value | End of Year Fair Market Value |
|---|-----------------------|------------|-------------------------------|
| Tricadia Credit Strategies | FMV | 4,606,885 | 4,606,885 |
| Fidelity Building Company | AT COST | 2,145,287 | 3,200,000 |
| Gun Mill Road | AT COST | 535,695 | 1,090,667 |
| Quarry Road | AT COST | 10,817,331 | 19,700,000 |
| Soundview Farms LLC | AT COST | 3,480,221 | 5,844,742 |
| Palisades Media Tartan LLC | AT COST | 375,503 | 375,503 |
| Fundamental Global Partners Offshore Fund Ltd | FMV | 9,649,156 | 9,649,156 |

TY 2014 Land, Etc. Schedule

Name: The William H Pitt Foundation Inc

EIN: 22-2570737

Software ID: 14000292

Software Version: 14.4.1.0

| Category / Item | Cost / Other Basis | Accumulated Depreciation | Book Value | End of Year Fair Market Value |
|-----------------------------------|--------------------|--------------------------|------------|-------------------------------|
| Furniture, equipment improvements | 102,962 | 51,647 | 51,315 | 51,315 |

TY 2014 Legal Fees Schedule

Name: The William H Pitt Foundation Inc

EIN: 22-2570737

Software ID: 14000292

Software Version: 14.4.1.0

| Category | Amount | Net Investment Income | Adjusted Net Income | Disbursements for Charitable Purposes |
|----------------|--------|--------------------------|------------------------|---|
| Legal services | 6,656 | 6,656 | | |

TY 2014 Other Assets Schedule

Name: The William H Pitt Foundation Inc

EIN: 22-2570737

Software ID: 14000292

Software Version: 14.4.1.0

| Description | Beginning of Year - Book Value | End of Year - Book Value | End of Year - Fair Market Value |
|-------------|-----------------------------------|-----------------------------|------------------------------------|
| Deposit | 5,600 | 88,207 | 88,207 |

TY 2014 Other Expenses Schedule

Name: The William H Pitt Foundation Inc

EIN: 22-2570737

Software ID: 14000292

Software Version: 14.4.1.0

| Description | Revenue and Expenses per Books | Net Investment Income | Adjusted Net Income | Disbursements for Charitable Purposes |
|---|-----------------------------------|--------------------------|---------------------|--|
| K-1 flowthrough Ares Management LP | 1 | 1 | | |
| K-1 flowthrough Fidelity Building Company 06-6116615 | 241,854 | 241,854 | | |
| K-1 flowthrough Gun Mill Company 06- 6080952 | 6,877 | 6,877 | | |
| K-1 flowthrough Soundview Farms 06- 0839046 | 95,449 | 7,637 | | |
| Quarry Road Lot 1 Joint Venture | 152,776 | 74,860 | | |
| K-1 flowthrough Quarry Road Lot 2 LLC 06-1426270 | 805,162 | 378,427 | | |
| K-1 flowthrough Quarry Road Lot 3 LLC 06-1526834 | 602,455 | 337,374 | | |
| K-1 flowthrough TipTree Financial Partners LP 33-1167206 | 92,801 | 88,618 | | |
| Insurance | 3,138 | 2,177 | | 961 |
| Internet | 3,552 | | | 3,552 |
| Office supplies | 3,476 | | | 3,476 |
| Computer repairs maintenance | 3,116 | | | 3,116 |
| Postage delivery | 1,842 | | | 1,842 |
| Landscaping | 7,808 | 7,808 | | |
| Utilities | 898 | 898 | | |
| Telephone | 640 | | | 640 |
| Contributions | 260 | | | 260 |
| Abandonment loss | 1,368 | | | |
| Administrative | 58 | 58 | | |

TY 2014 Other Income Schedule**Name:** The William H Pitt Foundation Inc**EIN:** 22-2570737**Software ID:** 14000292**Software Version:** 14.4.1.0

| Description | Revenue And Expenses Per Books | Net Investment Income | Adjusted Net Income |
|---------------------------------|-----------------------------------|--------------------------|---------------------|
| Ares Management LP | 1 | 1 | |
| Palisades Tartan Media LLC | -8 | -8 | |
| Quarry Road Lot 2 LLC | -370,699 | -174,229 | |
| Tiptree Financial Partners LP | -24,953 | -24,834 | |
| Unrealized gains/losses | -4,626,533 | | |
| Fidelity Building Company | 543,790 | 543,790 | |
| Gun Mill Company | 91,109 | 91,109 | |
| Soundview Farms LLC | 831,990 | 66,560 | |
| Quarry Road Lot 1 Joint Venture | 242,454 | 118,802 | |
| Quarry Road Lot 2 LLC | 1,961,330 | 921,827 | |
| Quarry Road Lot 3 LLC | 1,268,682 | 710,462 | |
| Enduro Royalty Trust | 1,323 | 1,323 | |

**TY 2014 Other Notes/Loans
Receivable Short Schedule**

Name: The William H Pitt Foundation Inc

EIN: 22-2570737

Software ID: 14000292

Software Version: 14.4.1.0

| Name of 501(c)(3) Organization | Balance Due |
|--------------------------------|-------------|
|--------------------------------|-------------|

TY 2014 Other Professional Fees Schedule**Name:** The William H Pitt Foundation Inc**EIN:** 22-2570737**Software ID:** 14000292**Software Version:** 14.4.1.0

| Category | Amount | Net Investment Income | Adjusted Net Income | Disbursements for Charitable Purposes |
|--------------------------|--------|--------------------------|------------------------|---|
| Appraisals | 4,450 | 4,450 | | |
| Consulting | 1,350 | | | 1,350 |
| Investment advisory fees | 61,351 | 61,351 | | |
| Payroll service bureau | 1,227 | | | 1,227 |

TY 2014 Taxes Schedule

Name: The William H Pitt Foundation Inc

EIN: 22-2570737

Software ID: 14000292

Software Version: 14.4.1.0

| Category | Amount | Net Investment Income | Adjusted Net Income | Disbursements for Charitable Purposes |
|--|---------|-----------------------|---------------------|---------------------------------------|
| K-1 flowthrough Gun Mill Company 06-6080952 | 4,516 | 4,516 | | |
| K-1 flowthrough Soundview Farms LLC 06-0839046 | 134,575 | 10,766 | | |
| K-1 flowthrough Fidelity Building Company 06-6116615 | 56,678 | 56,678 | | |
| Q quarry Road Lot 1 Joint Venture | 65,812 | 32,248 | | |
| K-1 flowthrough Quarry Road Lot 2 LLC 06-1426270 | 393,957 | 185,160 | | |
| K-1 flowthrough Quarry Road Lot 3 LLC 06-1526834 | 239,132 | 133,914 | | |
| K-1 flowthrough TipTree Financial Partners LP 13-1167206 | 16,147 | 16,147 | | |
| Licenses fees | 295 | | | 295 |
| Payroll taxes | 2,484 | | | 2,484 |
| Foreign taxes withheld | 3,740 | 3,740 | | |
| Real estate taxes | 45,415 | 45,415 | | |
| Severance taxes | 228 | 228 | | |
| Federal income tax | 9,859 | | | |