



See a Social Security Number? Say Something!  
Report Privacy Problems to <https://public.resource.org/privacy>  
Or call the IRS Identity Theft Hotline at 1-800-908-4490



Form **990-PF**

Department of the Treasury  
Internal Revenue Service

Return of Private Foundation

or Section 4947(a)(1) Trust Treated as Private Foundation

▶ Do not enter social security numbers on this form as it may be made public.

▶ Information about Form 990-PF and its instructions is at [www.irs.gov/form990pf](http://www.irs.gov/form990pf).





OMB No 1545-0052

2014

Open to Public Inspection

For calendar year 2014, or tax year beginning 10-01-2014 , and ending 09-30-2015

Name of foundation STEVAN & CYNTHIA PEARCE CHARITABLE FOUNDATION		A Employer identification number  01-0576324	
Number and street (or P O box number if mail is not delivered to street address) PO BOX 1830		B Telephone number (see instructions)  (575) 397-2253	
City or town, state or province, country, and ZIP or foreign postal code HOBBS, NM 88241		C If exemption application is pending, check here ▶ <input type="checkbox"/>	
G Check all that apply <div><input type="checkbox"/> Initial return <input type="checkbox"/> Final return <input type="checkbox"/> Address change</div> <div><input type="checkbox"/> Initial return of a former public charity <input type="checkbox"/> Amended return <input type="checkbox"/> Name change</div>		D 1. Foreign organizations, check here ▶ <input type="checkbox"/>  2. Foreign organizations meeting the 85% test, check here and attach computation ▶ <input type="checkbox"/>	
H Check type of organization <input checked="" type="checkbox"/> Section 501(c)(3) exempt private foundation <input type="checkbox"/> Section 4947(a)(1) nonexempt charitable trust <input type="checkbox"/> Other taxable private foundation		E If private foundation status was terminated under section 507(b)(1)(A), check here ▶ <input type="checkbox"/>	
I Fair market value of all assets at end of year (from Part II, col. (c), line 16)▶\$ 1,519,075		F If the foundation is in a 60-month termination under section 507(b)(1)(B), check here ▶ <input type="checkbox"/>	
J Accounting method <input checked="" type="checkbox"/> Cash <input type="checkbox"/> Accrual <input type="checkbox"/> Other (specify) _____ (Part I, column (d) must be on cash basis.)			

Part I Analysis of Revenue and Expenses <i>(The total of amounts in columns (b), (c), and (d) may not necessarily equal the amounts in column (a) (see instructions) )</i>		(a) Revenue and expenses per books	(b) Net investment income	(c) Adjusted net income	(d) Disbursements for charitable purposes (cash basis only)
Revenue	1 Contributions, gifts, grants, etc , received (attach schedule) . . . . .	108,000			
	2 Check ▶ <input type="checkbox"/> if the foundation is <b>not</b> required to attach Sch B . . . . .				
	3 Interest on savings and temporary cash investments	1,573	1,573	1,573	
	4 Dividends and interest from securities. . . . .	47,078	47,078	47,078	
	5a Gross rents . . . . .				
	b Net rental income or (loss) _____				
	6a Net gain or (loss) from sale of assets not on line 10 	39,135			
	b Gross sales price for all assets on line 6a <u>5,737,913</u>				
	7 Capital gain net income (from Part IV, line 2) . . .		142		
	8 Net short-term capital gain . . . . .				
	9 Income modifications . . . . .				
	10a Gross sales less returns and allowances				
Operating and Administrative Expenses	b Less Cost of goods sold . . . . .				
	c Gross profit or (loss) (attach schedule) . . . . .				
	11 Other income (attach schedule) . . . . .	 578	578	578	
	12 <b>Total.</b> Add lines 1 through 11 . . . . .	196,364	49,371	49,229	
	13 Compensation of officers, directors, trustees, etc				
	14 Other employee salaries and wages . . . . .				
	15 Pension plans, employee benefits . . . . .				
	16a Legal fees (attach schedule) . . . . .				
	b Accounting fees (attach schedule) . . . . .				
	c Other professional fees (attach schedule) . . . . .				
	17 Interest . . . . .				
	18 Taxes (attach schedule) (see instructions) . . .	 3,391			
	19 Depreciation (attach schedule) and depletion . . .				
	20 Occupancy . . . . .				
	21 Travel, conferences, and meetings . . . . .	384			
	22 Printing and publications . . . . .	4,206	4,206		
	23 Other expenses (attach schedule) . . . . .	 7,946	7,946		
	24 <b>Total operating and administrative expenses.</b>				
	Add lines 13 through 23 . . . . .	15,927	12,152		0
	25 Contributions, gifts, grants paid . . . . .	138,375			138,375
	26 <b>Total expenses and disbursements.</b> Add lines 24 and 25	154,302	12,152		138,375
	27 Subtract line 26 from line 12				
	a <b>Excess of revenue over expenses and disbursements</b>	42,062			
	b <b>Net investment income</b> (if negative, enter -0-)		37,219		
	c <b>Adjusted net income</b> (if negative, enter -0-)			49,229	

Part II Balance Sheets		Attached schedules and amounts in the description column should be for end-of-year amounts only (See instructions )	Beginning of year	End of year	
			(a) Book Value	(b) Book Value	(c) Fair Market Value
Assets	1	Cash—non-interest-bearing . . . . .			
	2	Savings and temporary cash investments . . . . .	48,711	10,225	10,225
	3	Accounts receivable ▶ _____ Less allowance for doubtful accounts ▶ _____			
	4	Pledges receivable ▶ _____ Less allowance for doubtful accounts ▶ _____			
	5	Grants receivable . . . . .			
	6	Receivables due from officers, directors, trustees, and other disqualified persons (attach schedule) (see instructions) . . . . .			
	7	Other notes and loans receivable (attach schedule) ▶ _____ Less allowance for doubtful accounts ▶ _____			
	8	Inventories for sale or use . . . . .			
	9	Prepaid expenses and deferred charges . . . . .			
	10a	Investments—U S and state government obligations (attach schedule)			
	b	Investments—corporate stock (attach schedule) . . . . .			
	c	Investments—corporate bonds (attach schedule). . . . .			
	11	Investments—land, buildings, and equipment basis ▶ _____ Less accumulated depreciation (attach schedule) ▶ _____			
	12	Investments—mortgage loans . . . . .			
	13	Investments—other (attach schedule) . . . . .	1,319,314	1,399,862	1,508,850
	14	Land, buildings, and equipment basis ▶ _____ Less accumulated depreciation (attach schedule) ▶ _____			
15	Other assets (describe ▶ _____)				
16	Total assets (to be completed by all filers—see the instructions Also, see page 1, item I)	1,368,025	1,410,087	1,519,075	
Liabilities	17	Accounts payable and accrued expenses . . . . .			
	18	Grants payable . . . . .			
	19	Deferred revenue . . . . .			
	20	Loans from officers, directors, trustees, and other disqualified persons			
	21	Mortgages and other notes payable (attach schedule) . . . . .			
	22	Other liabilities (describe ▶ _____)			
	23	Total liabilities (add lines 17 through 22) . . . . .		0	
Net Assets or Fund Balances	Foundations that follow SFAS 117, check here ▶ <input type="checkbox"/> and complete lines 24 through 26 and lines 30 and 31.				
	24	Unrestricted . . . . .			
	25	Temporarily restricted . . . . .			
	26	Permanently restricted . . . . .			
	Foundations that do not follow SFAS 117, check here ▶ <input checked="" type="checkbox"/> and complete lines 27 through 31.				
	27	Capital stock, trust principal, or current funds . . . . .			
	28	Paid-in or capital surplus, or land, bldg , and equipment fund			
	29	Retained earnings, accumulated income, endowment, or other funds	1,368,025	1,410,087	
	30	Total net assets or fund balances (see instructions) . . . . .	1,368,025	1,410,087	
31	Total liabilities and net assets/fund balances (see instructions) . . .	1,368,025	1,410,087		

Part III Analysis of Changes in Net Assets or Fund Balances		
1	Total net assets or fund balances at beginning of year—Part II, column (a), line 30 (must agree with end-of-year figure reported on prior year’s return) . . . . .	1 1,368,025
2	Enter amount from Part I, line 27a . . . . .	2 42,062
3	Other increases not included in line 2 (itemize) ▶ _____	3
4	Add lines 1, 2, and 3 . . . . .	4 1,410,087
5	Decreases not included in line 2 (itemize) ▶ _____	5
6	Total net assets or fund balances at end of year (line 4 minus line 5)—Part II, column (b), line 30 .	6 1,410,087

Part IV

Capital Gains and Losses for Tax on Investment Income

(a) List and describe the kind(s) of property sold (e g , real estate, 2-story brick warehouse, or common stock, 200 shs MLC Co )		(b) How acquired P—Purchase D—Donation	(c) Date acquired (mo , day, yr )	(d) Date sold (mo , day, yr )
1a				
(e) Gross sales price	(f) Depreciation allowed (or allowable)	(g) Cost or other basis plus expense of sale	(h) Gain or (loss) (e) plus (f) minus (g)	
a				
b				
c				
d				
e				
Complete only for assets showing gain in column (h) and owned by the foundation on 12/31/69			(i) Gains (Col (h) gain minus col (k), but not less than -0-) or Losses (from col (h))	
(i) F M V as of 12/31/69	(j) Adjusted basis as of 12/31/69	(k) Excess of col (i) over col (j), if any		
a				
b				
c				
d				
e				
2	Capital gain net income or (net capital loss) { If gain, also enter in Part I, line 7 If (loss), enter -0- in Part I, line 7 }		2	142
3	Net short-term capital gain or (loss) as defined in sections 1222(5) and (6)  If gain, also enter in Part I, line 8, column (c) (see instructions) If (loss), enter -0- in Part I, line 8 . . . . . }		3	

Part V

Qualification Under Section 4940(e) for Reduced Tax on Net Investment Income

(For optional use by domestic private foundations subject to the section 4940(a) tax on net investment income )

If section 4940(d)(2) applies, leave this part blank

Was the foundation liable for the section 4942 tax on the distributable amount of any year in the base period? ☐ Yes ☒ No

If "Yes," the foundation does not qualify under section 4940(e) Do not complete this part

1 Enter the appropriate amount in each column for each year, see instructions before making any entries

(a) Base period years Calendar year (or tax year beginning in)	(b) Adjusted qualifying distributions	(c) Net value of noncharitable-use assets	(d) Distribution ratio (col (b) divided by col (c))	
2013	73,900	1,510,995	0 048908	
2012	107,342	1,298,463	0 082669	
2011	53,950	1,416,103	0 038098	
2010	60,600	1,311,910	0 046192	
2009	49,980	1,224,486	0 040817	
2	Total of line 1, column (d). . . . .		2	0 256684
3	Average distribution ratio for the 5-year base period—divide the total on line 2 by 5, or by the number of years the foundation has been in existence if less than 5 years . . . .		3	0 051337
4	Enter the net value of noncharitable-use assets for 2014 from Part X, line 5. . . . .		4	1,522,827
5	Multiply line 4 by line 3. . . . .		5	78,177
6	Enter 1% of net investment income (1% of Part I, line 27b). . . . .		6	372
7	Add lines 5 and 6. . . . .		7	78,549
8	Enter qualifying distributions from Part XII, line 4. . . . .		8	138,375
If line 8 is equal to or greater than line 7, check the box in Part VI, line 1b, and complete that part using a 1% tax rate See the Part VI instructions				

Part VIExcise Tax Based on Investment Income (Section 4940(a), 4940(b), 4940(e), or 4948—see page 18 of the instructions)

1a		Exempt operating foundations described in section 4940(d)(2), check here <input type="checkbox"/> and enter "N/A" on line 1			
Date of ruling or determination letter _____ (attach copy of letter if necessary—see instructions)					
b		Domestic foundations that meet the section 4940(e) requirements in Part V, check here <input checked="" type="checkbox"/> and enter 1% of Part I, line 27b . . . . .		1	372
c		All other domestic foundations enter 2% of line 27b. Exempt foreign organizations enter 4% of Part I, line 12, col. (b)			
2		Tax under section 511 (domestic section 4947(a)(1) trusts and taxable foundations only. Others enter -0-)		2	
3		Add lines 1 and 2. . . . .		3	372
4		Subtitle A (income) tax (domestic section 4947(a)(1) trusts and taxable foundations only. Others enter -0-)		4	
5		Tax based on investment income. Subtract line 4 from line 3. If zero or less, enter -0- . . . . .		5	372
6		Credits/Payments			
a		2014 estimated tax payments and 2013 overpayment credited to 2014	6a	1,013	
b		Exempt foreign organizations—tax withheld at source . . . . .	6b		
c		Tax paid with application for extension of time to file (Form 8868) . . . . .	6c		
d		Backup withholding erroneously withheld . . . . .	6d		
7		Total credits and payments. Add lines 6a through 6d. . . . .		7	1,013
8		Enter any penalty for underpayment of estimated tax. Check here <input type="checkbox"/> if Form 2220 is attached.		8	
9		Tax due. If the total of lines 5 and 8 is more than line 7, enter amount owed . . . . .		9	
10		Overpayment. If line 7 is more than the total of lines 5 and 8, enter the amount overpaid. . . . .		10	641
11		Enter the amount of line 10 to be Credited to 2015 estimated tax 641 Refunded		11	

Part VII-AStatements Regarding Activities

1a		During the tax year, did the foundation attempt to influence any national, state, or local legislation or did it participate or intervene in any political campaign? . . . . .		1a	Yes	No
b		Did it spend more than \$100 during the year (either directly or indirectly) for political purposes (see Instructions for definition)? . . . . .		1b		No
If the answer is "Yes" to 1a or 1b, attach a detailed description of the activities and copies of any materials published or distributed by the foundation in connection with the activities.						
c		Did the foundation file Form 1120-POL for this year? . . . . .		1c		No
d		Enter the amount (if any) of tax on political expenditures (section 4955) imposed during the year (1) On the foundation \$ (2) On foundation managers \$				
e		Enter the reimbursement (if any) paid by the foundation during the year for political expenditure tax imposed on foundation managers \$				
2		Has the foundation engaged in any activities that have not previously been reported to the IRS? . . . . .		2		No
If "Yes," attach a detailed description of the activities.						
3		Has the foundation made any changes, not previously reported to the IRS, in its governing instrument, articles of incorporation, or bylaws, or other similar instruments? If "Yes," attach a conformed copy of the changes . . . . .		3		No
4a		Did the foundation have unrelated business gross income of \$1,000 or more during the year? . . . . .		4a		No
b		If "Yes," has it filed a tax return on Form 990-T for this year? . . . . .		4b		
5		Was there a liquidation, termination, dissolution, or substantial contraction during the year? . . . . .		5		No
If "Yes," attach the statement required by General Instruction T.						
6		Are the requirements of section 508(e) (relating to sections 4941 through 4945) satisfied either				
• By language in the governing instrument, or						
• By state legislation that effectively amends the governing instrument so that no mandatory directions that conflict with the state law remain in the governing instrument? . . . . .		6	Yes			
7		Did the foundation have at least \$5,000 in assets at any time during the year? If "Yes," complete Part II, col. (c), and Part XV. . . . .		7	Yes	
8a		Enter the states to which the foundation reports or with which it is registered (see instructions) NM				
b		If the answer is "Yes" to line 7, has the foundation furnished a copy of Form 990-PF to the Attorney General (or designate) of each state as required by General Instruction G? If "No," attach explanation .		8b	Yes	
9		Is the foundation claiming status as a private operating foundation within the meaning of section 4942(j)(3) or 4942(j)(5) for calendar year 2014 or the taxable year beginning in 2014 (see instructions for Part XIV)? If "Yes," complete Part XIV . . . . .		9		No
10		Did any persons become substantial contributors during the tax year? If "Yes," attach a schedule listing their names and addresses. . . . .		10		No

Part VII-A

Statements Regarding Activities *(continued)*

11	At any time during the year, did the foundation, directly or indirectly, own a controlled entity within the meaning of section 512(b)(13)? If "Yes," attach schedule (see instructions).	11		No
12	Did the foundation make a distribution to a donor advised fund over which the foundation or a disqualified person had advisory privileges? If "Yes," attach statement (see instructions)	12		No
13	Did the foundation comply with the public inspection requirements for its annual returns and exemption application?	13	Yes	
Website address N/A				
14	The books are in care of CYNTHIA PEARCE Telephone no (575) 397-2253 Located at PO BOX 1830 HOBBS NM ZIP+4 88241			
15	Section 4947(a)(1) nonexempt charitable trusts filing Form 990-PF in lieu of Form 1041 —Check here and enter the amount of tax-exempt interest received or accrued during the year.	15		
16	At any time during calendar year 2014, did the foundation have an interest in or a signature or other authority over a bank, securities, or other financial account in a foreign country?	16	Yes	No
See instructions for exceptions and filing requirements for FinCEN Form 114, Report of Foreign Bank and Financial Accounts (FBAR) If "Yes", enter the name of the foreign country				

Part VII-B

Statements Regarding Activities for Which Form 4720 May Be Required

File Form 4720 if any item is checked in the "Yes" column, unless an exception applies.			Yes	No
1a	During the year did the foundation (either directly or indirectly) (1) Engage in the sale or exchange, or leasing of property with a disqualified person? Yes No (2) Borrow money from, lend money to, or otherwise extend credit to (or accept it from) a disqualified person? Yes No (3) Furnish goods, services, or facilities to (or accept them from) a disqualified person? Yes No (4) Pay compensation to, or pay or reimburse the expenses of, a disqualified person? Yes No (5) Transfer any income or assets to a disqualified person (or make any of either available for the benefit or use of a disqualified person)? Yes No (6) Agree to pay money or property to a government official? (Exception. Check "No" if the foundation agreed to make a grant to or to employ the official for a period after termination of government service, if terminating within 90 days ). Yes No			
b	If any answer is "Yes" to 1a(1)–(6), did any of the acts fail to qualify under the exceptions described in Regulations section 53.4941(d)-3 or in a current notice regarding disaster assistance (see instructions)? Organizations relying on a current notice regarding disaster assistance check here.	1b		
c	Did the foundation engage in a prior year in any of the acts described in 1a, other than excepted acts, that were not corrected before the first day of the tax year beginning in 2014?	1c		
2	Taxes on failure to distribute income (section 4942) (does not apply for years the foundation was a private operating foundation defined in section 4942(j)(3) or 4942(j)(5))			
a	At the end of tax year 2014, did the foundation have any undistributed income (lines 6d and 6e, Part XIII) for tax year(s) beginning before 2014? If "Yes," list the years 20 , 20 , 20 , 20 Yes No			
b	Are there any years listed in 2a for which the foundation is not applying the provisions of section 4942(a)(2) (relating to incorrect valuation of assets) to the year's undistributed income? (If applying section 4942(a)(2) to all years listed, answer "No" and attach statement—see instructions ).	2b		
c	If the provisions of section 4942(a)(2) are being applied to any of the years listed in 2a, list the years here 20 , 20 , 20 , 20			
3a	Did the foundation hold more than a 2% direct or indirect interest in any business enterprise at any time during the year? Yes No			
b	If "Yes," did it have excess business holdings in 2014 as a result of (1) any purchase by the foundation or disqualified persons after May 26, 1969, (2) the lapse of the 5-year period (or longer period approved by the Commissioner under section 4943(c)(7)) to dispose of holdings acquired by gift or bequest, or (3) the lapse of the 10-, 15-, or 20-year first phase holding period? (Use Schedule C, Form 4720, to determine if the foundation had excess business holdings in 2014.).	3b		
4a	Did the foundation invest during the year any amount in a manner that would jeopardize its charitable purposes?	4a		No
b	Did the foundation make any investment in a prior year (but after December 31, 1969) that could jeopardize its charitable purpose that had not been removed from jeopardy before the first day of the tax year beginning in 2014?	4b		No

Part VII-B

Statements Regarding Activities for Which Form 4720 May Be Required (continued)

5a During the year did the foundation pay or incur any amount to				
(1) Carry on propaganda, or otherwise attempt to influence legislation (section 4945(e))?		<input type="checkbox"/> Yes	<input checked="" type="checkbox"/> No	
(2) Influence the outcome of any specific public election (see section 4955), or to carry on, directly or indirectly, any voter registration drive?		<input type="checkbox"/> Yes	<input checked="" type="checkbox"/> No	
(3) Provide a grant to an individual for travel, study, or other similar purposes?		<input type="checkbox"/> Yes	<input checked="" type="checkbox"/> No	
(4) Provide a grant to an organization other than a charitable, etc , organization described in section 4945(d)(4)(A)? (see instructions).		<input type="checkbox"/> Yes	<input checked="" type="checkbox"/> No	
(5) Provide for any purpose other than religious, charitable, scientific, literary, or educational purposes, or for the prevention of cruelty to children or animals?		<input type="checkbox"/> Yes	<input checked="" type="checkbox"/> No	
b If any answer is "Yes" to 5a(1)–(5), did <b>any</b> of the transactions fail to qualify under the exceptions described in Regulations section 53.4945 or in a current notice regarding disaster assistance (see instructions)?		5b		
Organizations relying on a current notice regarding disaster assistance check here.				
c If the answer is "Yes" to question 5a(4), does the foundation claim exemption from the tax because it maintained expenditure responsibility for the grant?		<input type="checkbox"/> Yes	<input type="checkbox"/> No	
If "Yes," attach the statement required by Regulations section 53.4945–5(d).				
6a Did the foundation, during the year, receive any funds, directly or indirectly, to pay premiums on a personal benefit contract?		<input type="checkbox"/> Yes	<input checked="" type="checkbox"/> No	
b Did the foundation, during the year, pay premiums, directly or indirectly, on a personal benefit contract?		6b		No
If "Yes" to 6b, file Form 8870.				
7a At any time during the tax year, was the foundation a party to a prohibited tax shelter transaction?		<input type="checkbox"/> Yes	<input checked="" type="checkbox"/> No	
b If yes, did the foundation receive any proceeds or have any net income attributable to the transaction?		7b		

Part VIII

Information About Officers, Directors, Trustees, Foundation Managers, Highly Paid Employees, and Contractors

1 List all officers, directors, trustees, foundation managers and their compensation (see instructions).				
(a) Name and address	(b) Title, and average hours per week devoted to position	(c) Compensation (If not paid, enter -0-)	(d) Contributions to employee benefit plans and deferred compensation	(e) Expense account, other allowances
CYNTHIA PEARCE	DIRECTOR	0	0	0
PO BOX 1830	5 00			
HOBBS, NM 88241				
STEVAN PEARCE	DIRECTOR	0	0	0
PO BOX 1830	1 00			
HOBBS, NM 88241				
2 Compensation of five highest-paid employees (other than those included on line 1—see instructions). If none, enter "NONE."				
(a) Name and address of each employee paid more than \$50,000	(b) Title, and average hours per week devoted to position	(c) Compensation	(d) Contributions to employee benefit plans and deferred compensation	(e) Expense account, other allowances
NONE				
Total number of other employees paid over \$50,000.				

Part VIII

Information About Officers, Directors, Trustees, Foundation Managers, Highly Paid Employees, and Contractors (continued)

3 Five highest-paid independent contractors for professional services (see instructions). If none, enter "NONE".		
(a) Name and address of each person paid more than \$50,000	(b) Type of service	(c) Compensation
NONE		
Total number of others receiving over \$50,000 for professional services. . . . .		

Part IX-A

Summary of Direct Charitable Activities

List the foundation's four largest direct charitable activities during the tax year. Include relevant statistical information such as the number of organizations and other beneficiaries served, conferences convened, research papers produced, etc.	Expenses
1 TAYLOR MEMORIAL BAPTIST CHURCH GRANT FOR CHARITABLE PURPOSES	63,500
2 VERITAS CLASSICAL CHRISTIAN ACADEMY GRANT FOR CHARITABLE PURPOSES	20,415
3 ACCESS PARTNERS GRANT FOR CHARITABLE PURPOSES	10,000
4 SW MUSEUM OF ART AND ANTIQUITIES GRANT FOR CHARITABLE PURPOSES	10,000

Part IX-B

Summary of Program-Related Investments (see instructions)

Describe the two largest program-related investments made by the foundation during the tax year on lines 1 and 2	Amount
1 N/A	
2	
All other program-related investments. See instructions.	
3	
Total. Add lines 1 through 3 . . . . .	



Part X

Minimum Investment Return (All domestic foundations must complete this part. Foreign foundations, see instructions.)

1	Fair market value of assets not used (or held for use) directly in carrying out charitable, etc , purposes		
a	Average monthly fair market value of securities. . . . .	1a	1,521,988
b	Average of monthly cash balances. . . . .	1b	24,029
c	Fair market value of all other assets (see instructions). . . . .	1c	0
d	Total (add lines 1a, b, and c). . . . .	1d	1,546,017
e	Reduction claimed for blockage or other factors reported on lines 1a and 1c (attach detailed explanation). . . . .	1e	
2	Acquisition indebtedness applicable to line 1 assets. . . . .	2	
3	Subtract line 2 from line 1d. . . . .	3	1,546,017
4	Cash deemed held for charitable activities Enter 1 1/2% of line 3 (for greater amount, see instructions). . . . .	4	23,190
5	Net value of noncharitable-use assets. Subtract line 4 from line 3 Enter here and on Part V, line 4	5	1,522,827
6	Minimum investment return. Enter 5% of line 5. . . . .	6	76,141

Part XI

Distributable Amount (see instructions) (Section 4942(j)(3) and (j)(5) private operating foundations and certain foreign organizations check here ☐ and do not complete this part.)

1	Minimum investment return from Part X, line 6. . . . .	1	76,141
2a	Tax on investment income for 2014 from Part VI, line 5. . . . .	2a	372
b	Income tax for 2014 (This does not include the tax from Part VI ). . . . .	2b	
c	Add lines 2a and 2b. . . . .	2c	372
3	Distributable amount before adjustments Subtract line 2c from line 1. . . . .	3	75,769
4	Recoveries of amounts treated as qualifying distributions. . . . .	4	
5	Add lines 3 and 4. . . . .	5	75,769
6	Deduction from distributable amount (see instructions). . . . .	6	
7	Distributable amount as adjusted Subtract line 6 from line 5 Enter here and on Part XIII, line 1. . . . .	7	75,769

Part XII

Qualifying Distributions (see instructions)

1	Amounts paid (including administrative expenses) to accomplish charitable, etc , purposes		
a	Expenses, contributions, gifts, etc —total from Part I, column (d), line 26. . . . .	1a	138,375
b	Program-related investments—total from Part IX-B. . . . .	1b	
2	Amounts paid to acquire assets used (or held for use) directly in carrying out charitable, etc , purposes. . . . .	2	
3	Amounts set aside for specific charitable projects that satisfy the		
a	Suitability test (prior IRS approval required). . . . .	3a	
b	Cash distribution test (attach the required schedule). . . . .	3b	
4	Qualifying distributions. Add lines 1a through 3b Enter here and on Part V, line 8, and Part XIII, line 4	4	138,375
5	Foundations that qualify under section 4940(e) for the reduced rate of tax on net investment income Enter 1% of Part I, line 27b (see instructions). . . . .	5	372
6	Adjusted qualifying distributions. Subtract line 5 from line 4. . . . .	6	138,003

Note: The amount on line 6 will be used in Part V, column (b), in subsequent years when calculating whether the foundation qualifies for the section 4940(e) reduction of tax in those years

Part XIII

Undistributed Income (see instructions)

	(a) Corpus	(b) Years prior to 2013	(c) 2013	(d) 2014
1 Distributable amount for 2014 from Part XI, line 7				75,769
2 Undistributed income, if any, as of the end of 2014				
a Enter amount for 2013 only. . . . .				
b Total for prior years 20____, 20____, 20____				
3 Excess distributions carryover, if any, to 2014				
a From 2009. . . . .				
b From 2010. . . . .				
c From 2011. . . . .				
d From 2012. . . . . 34,655				
e From 2013. . . . .				
f Total of lines 3a through e. . . . .	34,655			
4 Qualifying distributions for 2014 from Part XII, line 4 ▶ \$ 138,375				
a Applied to 2013, but not more than line 2a				
b Applied to undistributed income of prior years (Election required—see instructions). . . . .				
c Treated as distributions out of corpus (Election required—see instructions). . . . .				
d Applied to 2014 distributable amount. . . . .				75,769
e Remaining amount distributed out of corpus	62,606			
5 Excess distributions carryover applied to 2014 (If an amount appears in column (d), the same amount must be shown in column (a).)				
6 Enter the net total of each column as indicated below:				
a Corpus Add lines 3f, 4c, and 4e Subtract line 5	97,261			
b Prior years' undistributed income Subtract line 4b from line 2b. . . . .				
c Enter the amount of prior years' undistributed income for which a notice of deficiency has been issued, or on which the section 4942(a) tax has been previously assessed. . . . .				
d Subtract line 6c from line 6b Taxable amount—see instructions . . . . .				
e Undistributed income for 2013 Subtract line 4a from line 2a Taxable amount—see instructions . . . . .				
f Undistributed income for 2014 Subtract lines 4d and 5 from line 1 This amount must be distributed in 2015 . . . . .				0
7 Amounts treated as distributions out of corpus to satisfy requirements imposed by section 170(b)(1)(F) or 4942(g)(3) (Election may be required - see instructions) . . . . .				
8 Excess distributions carryover from 2009 not applied on line 5 or line 7 (see instructions) . . .				
9 Excess distributions carryover to 2015. Subtract lines 7 and 8 from line 6a . . . . .	97,261			
10 Analysis of line 9				
a Excess from 2010. . . .				
b Excess from 2011. . . .				
c Excess from 2012. . . . 34,655				
d Excess from 2013. . . .				
e Excess from 2014. . . . 62,606				

Part XIVPrivate Operating Foundations (see instructions and Part VII-A, question 9)

1a

If the foundation has received a ruling or determination letter that it is a private operating foundation, and the ruling is effective for 2014, enter the date of the ruling.

b

Check box to indicate whether the organization is a private operating foundation described in section 4942(j)(3) or 4942(j)(5)

☐ 4942(j)(3) or ☐ 4942(j)(5)

2a	Enter the lesser of the adjusted net income from Part I or the minimum investment return from Part X for each year listed.	Tax year	Prior 3 years			(e) Total
		(a) 2014	(b) 2013	(c) 2012	(d) 2011	
b	85% of line 2a					
c	Qualifying distributions from Part XII, line 4 for each year listed.					
d	Amounts included in line 2c not used directly for active conduct of exempt activities.					
e	Qualifying distributions made directly for active conduct of exempt activities. Subtract line 2d from line 2c.					
3	Complete 3a, b, or c for the alternative test relied upon					
a	"Assets" alternative test—enter					
	(1) Value of all assets					
	(2) Value of assets qualifying under section 4942(j)(3)(B)(i)					
b	"Endowment" alternative test— enter 2/3 of minimum investment return shown in Part X, line 6 for each year listed.					
c	"Support" alternative test—enter					
	(1) Total support other than gross investment income (interest, dividends, rents, payments on securities loans (section 512(a)(5)), or royalties).					
	(2) Support from general public and 5 or more exempt organizations as provided in section 4942(j)(3)(B)(iii).					
	(3) Largest amount of support from an exempt organization					
	(4) Gross investment income					

Part XVSupplementary Information (Complete this part only if the organization had \$5,000 or more in assets at any time during the year—see instructions.)

1

Information Regarding Foundation Managers:

a

List any managers of the foundation who have contributed more than 2% of the total contributions received by the foundation before the close of any tax year (but only if they have contributed more than \$5,000) (See section 507(d)(2) )

b

List any managers of the foundation who own 10% or more of the stock of a corporation (or an equally large portion of the ownership of a partnership or other entity) of which the foundation has a 10% or greater interest

2

Information Regarding Contribution, Grant, Gift, Loan, Scholarship, etc., Programs:

Check here ☒ if the foundation only makes contributions to preselected charitable organizations and does not accept unsolicited requests for funds. If the foundation makes gifts, grants, etc. (see instructions) to individuals or organizations under other conditions, complete items 2a, b, c, and d.

a

The name, address, and telephone number or email address of the person to whom applications should be addressed

b

The form in which applications should be submitted and information and materials they should include

c

Any submission deadlines

d

Any restrictions or limitations on awards, such as by geographical areas, charitable fields, kinds of institutions, or other factors

Part XV

Supplementary Information (continued)

3 Grants and Contributions Paid During the Year or Approved for Future Payment

Recipient	If recipient is an individual, show any relationship to any foundation manager or substantial contributor	Foundation status of recipient	Purpose of grant or contribution	Amount
Name and address (home or business)				
a Paid during the year See Additional Data Table				
Total . . . . .			3a	138,375
b Approved for future payment				
Total . . . . .			3b	

Enter gross amounts unless otherwise indicated

## Part XVI-B Relationship of Activities to the Accomplishment of Exempt Purposes

Form **990-PF** (2014)

Part XVII

Information Regarding Transfers To and Transactions and Relationships With Noncharitable Exempt Organizations

1

Did the organization directly or indirectly engage in any of the following with any other organization described in section 501(c) of the Code (other than section 501(c)(3) organizations) or in section 527, relating to political organizations?

Yes

No

a

Transfers from the reporting foundation to a noncharitable exempt organization of

(1)

Cash.

1a(1)

No

(2)

Other assets.

1a(2)

No

b

Other transactions

(1)

Sales of assets to a noncharitable exempt organization.

1b(1)

No

(2)

Purchases of assets from a noncharitable exempt organization.

1b(2)

No

(3)

Rental of facilities, equipment, or other assets.

1b(3)

No

(4)

Reimbursement arrangements.

1b(4)

No

(5)

Loans or loan guarantees.

1b(5)

No

(6)

Performance of services or membership or fundraising solicitations.

1b(6)

No

c

Sharing of facilities, equipment, mailing lists, other assets, or paid employees.

1c

No

d

If the answer to any of the above is "Yes," complete the following schedule. Column (b) should always show the fair market value of the goods, other assets, or services given by the reporting foundation. If the foundation received less than fair market value in any transaction or sharing arrangement, show in column (d) the value of the goods, other assets, or services received.

(a) Line No	(b) Amount involved	(c) Name of noncharitable exempt organization	(d) Description of transfers, transactions, and sharing arrangements

2a

Is the foundation directly or indirectly affiliated with, or related to, one or more tax-exempt organizations described in section 501(c) of the Code (other than section 501(c)(3)) or in section 527?

☐

Yes

☒

No

b

If "Yes," complete the following schedule.

(a) Name of organization	(b) Type of organization	(c) Description of relationship

Sign Here

Under penalties of perjury, I declare that I have examined this return, including accompanying schedules and statements, and to the best of my knowledge and belief, it is true, correct, and complete. Declaration of preparer (other than taxpayer) is based on all information of which preparer has any knowledge.

\*\*\*\*\*

2016-02-11

\*\*\*\*\*

Signature of officer or trustee

Date

Title

May the IRS discuss this return with the preparer shown below (see instr.)?

☐

Yes

☐

No

Paid Preparer Use Only

Print/Type preparer's name

JAMES W FRANCIS

Preparer's Signature

Date

2016-02-15

Check if self-employed

☐

PTIN

P00356085

Firm's name

JOHNSON MILLER & CO CPA'S PC

Firm's EIN

85-0214336


Firm's address

PO BOX 220 HOBBS, NM 88241

Phone no

(575) 393-2171

Form 990PF Part XV Line 3 - Grants and Contributions Paid During the Year or Approved for Future Payment

Recipient	If recipient is an individual, show any relationship to any foundation manager or substantial contributor	Foundation status of recipient	Purpose of grant or contribution	Amount
Name and address (home or business)				
<b>a</b> Paid during the year				
ACCESS PARTNERS 525 A STREET NE WASHINGTON,DC 20002			CONTRIBUTION	10,000
CASA OF LEA COUNTY 501 N LINAM HOBBS,NM 88240			DONATION	500
MY POWER INC PO BOX 1756 HOBBS,NM 88241			CONTRIBUTION	5,000
NEW BEGINNINGS PREGNANCY CENTER PO BOX 1814 CARLSBAD,NM 88221			DONATION	200
NM ELKS FOR VETS PO BOX 1678 ROSWELL,NM 88202			CONTRIBUTION	500
SW MUSEUM OF ART AND ANTIQUITIES 225 E BENDER BLVD HOBBS,NM 88240			DONATION	10,000
TAYLOR MEMORIAL BAPTIST CHURCH 1700 E YESO HOBBS,NM 88240			CONTRIBUTION	63,500
VERITAS CLASSICAL CHRISTIAN ACADEMY PO BOX 2844 HOBBS,NM 88241			SCHOLARSHIP	20,415
APPLE TREE EDUCATIONAL CENTER 1300 S BROADWAY TRUTH OR CONSEQUENCES,NM 87901			CONTRIBUTION	10,000
BIRCHMAN BAPTIST CHURCH 9100 N NORMANDALE FORT WORTH,TX 76116			CONTRIBUTION	1,500
CAPITOL MINISTRIES PO BOX 30994 PHOENIX,AZ 85046			CONTRIBUTION	5,000
GOOD NIEGBOR MINISTRIES 615 AUMOND ROAD AUGUSTA,GA 30909			DONATION	2,000
RIGHT TO LIFE COMMITTEE OF NM 2413 WYOMING BLVE NE ALBUQUERQUE,NM 87112			DONATION	1,000
SON BROADCASTING PO BOX 4338 ALBUQUERQUE,NM 87196			DONATION	1,000
SOUTHERN NEW MEXICO PROJECT INC 6280 BANDOLERO DR EL PASO,TX 79912			DONATION	7,760
<b>Total . . . . .</b>  <b>3a</b>				138,375

Note: To capture the full content of this document, please select landscape mode (11" x 8.5") when printing.

TY 2014 Gain/Loss from Sale of Other Assets Schedule

**Name:** STEVAN & CYNTHIA PEARCE CHARITABLE  
FOUNDATION

**EIN:** 01-0576324

Name	Date Acquired	How Acquired	Date Sold	Purchaser Name	Gross Sales Price	Basis	Basis Method	Sales Expenses	Total (net)	Accumulated Depreciation
SHORT TERM LOSSES SEE ATTACHED		PURCHASE			2,824,325	2,920,702			-96,377	
SHORT TERM GAINS SEE ATTACHED		PURCHASE			2,630,592	2,523,254			107,338	
LONG TERM LOSS SEE ATTACHED		PURCHASE			33,832	34,478			-646	
LONG TERM GAIN SEE ATTACHED		PURCHASE			249,022	220,344			28,678	



**TY 2014 Investments - Other Schedule**

**Name:** STEVAN & CYNTHIA PEARCE CHARITABLE  
FOUNDATION

**EIN:** 01-0576324

Category / Item	Listed at Cost or FMV	Book Value	End of Year Fair Market Value
LONGER INVESTMENTS	AT COST	1,399,862	1,508,850

**TY 2014 Other Expenses Schedule**

**Name:** STEVAN & CYNTHIA PEARCE CHARITABLE  
FOUNDATION

**EIN:** 01-0576324

Description	Revenue and Expenses per Books	Net Investment Income	Adjusted Net Income	Disbursements for Charitable Purposes
EXPENSES				
INVESTMENT MANAGEMENT FEE	7,749	7,749		
OFFICE SUPPLIES	197	197		

TY 2014 Other Income Schedule

**Name:** STEVAN & CYNTHIA PEARCE CHARITABLE  
FOUNDATION  
**EIN:** 01-0576324

Description	Revenue And Expenses Per Books	Net Investment Income	Adjusted Net Income
PARTNERSHIP INCOME	578	578	578

TY 2014 Taxes Schedule

**Name:** STEVAN & CYNTHIA PEARCE CHARITABLE  
FOUNDATION  
**EIN:** 01-0576324

Category	Amount	Net Investment Income	Adjusted Net Income	Disbursements for Charitable Purposes
OTHER TAXES, LICENSES, FEES	3,391			

<div>Schedule B</div> <div>(Form 990, 990-EZ, or 990-PF)</div> <div>Department of the Treasury Internal Revenue Service</div>	<div>Schedule of Contributors</div> <div>▶ Attach to Form 990, 990-EZ, or 990-PF.</div> <div>▶ Information about Schedule B (Form 990, 990-EZ, or 990-PF) and its instructions is at <a href="http://www.irs.gov/form990">www.irs.gov/form990</a>.</div>	<div>OMB No 1545-0047</div> <div>2014</div>
---	--	---

<div>Name of the organization</div> <div>STEVAN &amp; CYNTHIA PEARCE CHARITABLE FOUNDATION</div>	<div>Employer identification number</div> <div>01-0576324</div>
--	---

Organization type (check one)

Filers of:	Section:
Form 990 or 990-EZ	<div><input type="checkbox"/> 501(c)( ) (enter number) organization</div> <div><input type="checkbox"/> 4947(a)(1) nonexempt charitable trust <b>not</b> treated as a private foundation</div> <div><input type="checkbox"/> 527 political organization</div>
Form 990-PF	<div><input checked="" type="checkbox"/> 501(c)(3) exempt private foundation</div> <div><input type="checkbox"/> 4947(a)(1) nonexempt charitable trust treated as a private foundation</div> <div><input type="checkbox"/> 501(c)(3) taxable private foundation</div>

Check if your organization is covered by the **General Rule** or a **Special Rule**.  
**Note.** Only a section 501(c)(7), (8), or (10) organization can check boxes for both the General Rule and a Special Rule. See instructions.

General Rule

☒ For an organization filing Form 990, 990-EZ, or 990-PF that received, during the year, contributions totaling \$5,000 or more (in money or other property) from any one contributor. Complete Parts I and II. See instructions for determining a contributor's total contributions.

Special Rules

- ☐ For an organization described in section 501(c)(3) filing Form 990 or 990-EZ that met the 33<sup>1</sup>/<sub>3</sub>% support test of the regulations under sections 509(a)(1) and 170(b)(1)(A)(vi), that checked Schedule A (Form 990 or 990-EZ), Part II, line 13, 16a, or 16b, and that received from any one contributor, during the year, total contributions of the greater of **(1)** \$5,000 or **(2)** 2% of the amount on (i) Form 990, Part VIII, line 1h, or (ii) Form 990-EZ, line 1. Complete Parts I and II.
- ☐ For an organization described in section 501(c)(7), (8), or (10) filing Form 990 or 990-EZ that received from any one contributor, during the year, total contributions of more than \$1,000 *exclusively* for religious, charitable, scientific, literary, or educational purposes, or for the prevention of cruelty to children or animals. Complete Parts I, II, and III.
- ☐ For an organization described in section 501(c)(7), (8), or (10) filing Form 990 or 990-EZ that received from any one contributor, during the year, contributions *exclusively* for religious, charitable, etc., purposes, but no such contributions totaled more than \$1,000. If this box is checked, enter here the total contributions that were received during the year for an *exclusively* religious, charitable, etc., purpose. Do not complete any of the parts unless the **General Rule** applies to this organization because it received *nonexclusively* religious, charitable, etc., contributions totaling \$5,000 or more during the year. . . . . ▶ \$ \_\_\_\_\_

**Caution.** An organization that is not covered by the General Rule and/or the Special Rules does not file Schedule B (Form 990, 990-EZ, or 990-PF), but it **must** answer "No" on Part IV, line 2, of its Form 990, or check the box on line H of its Form 990-EZ or on its Form 990PF, Part I, line 2, to certify that it does not meet the filing requirements of Schedule B (Form 990, 990-EZ, or 990-PF).

<b>Name of organization</b> STEVAN & CYNTHIA PEARCE CHARITABLE FOUNDATION	<b>Employer identification number</b> 01-0576324
---	---

Part I Contributors (see instructions) Use duplicate copies of Part I if additional space is needed			
(a) No.	(b) Name, address, and ZIP + 4	(c) Total contributions	(d) Type of contribution
<u>1</u>	LFT LLC PO BOX 1830  HOBBS, NM 88241	\$ 48,000	Person <input checked="" type="checkbox"/> Payroll <input type="checkbox"/> Noncash <input type="checkbox"/>  (Complete Part II for noncash contributions )
<u>2</u>	TRINITY INDUSTRIES INC PO BOX 1830  HOBBS, NM 88240	\$ 10,000	Person <input checked="" type="checkbox"/> Payroll <input type="checkbox"/> Noncash <input type="checkbox"/>  (Complete Part II for noncash contributions )
<u>3</u>	FESTIVITIES LP PO BOX 1830  HOBBS, NM 88240	\$ 50,000	Person <input checked="" type="checkbox"/> Payroll <input type="checkbox"/> Noncash <input type="checkbox"/>  (Complete Part II for noncash contributions )
<u>  </u>		\$	Person <input type="checkbox"/> Payroll <input type="checkbox"/> Noncash <input type="checkbox"/>  (Complete Part II for noncash contributions )
<u>  </u>		\$	Person <input type="checkbox"/> Payroll <input type="checkbox"/> Noncash <input type="checkbox"/>  (Complete Part II for noncash contributions )
<u>  </u>		\$	Person <input type="checkbox"/> Payroll <input type="checkbox"/> Noncash <input type="checkbox"/>  (Complete Part II for noncash contributions )

<b>Name of organization</b> STEVAN & CYNTHIA PEARCE CHARITABLE FOUNDATION	<b>Employer identification number</b>  01-0576324
---	---

**Part II** **Noncash Property** (see instructions) Use duplicate copies of Part II if additional space is needed

(a) No. from Part I	(b) Description of noncash property given	(c) FMV (or estimate) (see instructions)	(d) Date received
_____	_____ _____ _____ _____	_____ \$	_____
(a) No. from Part I	(b) Description of noncash property given	(c) FMV (or estimate) (see instructions)	(d) Date received
_____	_____ _____ _____ _____	_____ \$	_____
(a) No. from Part I	(b) Description of noncash property given	(c) FMV (or estimate) (see instructions)	(d) Date received
_____	_____ _____ _____ _____	_____ \$	_____
(a) No. from Part I	(b) Description of noncash property given	(c) FMV (or estimate) (see instructions)	(d) Date received
_____	_____ _____ _____ _____	_____ \$	_____
(a) No. from Part I	(b) Description of noncash property given	(c) FMV (or estimate) (see instructions)	(d) Date received
_____	_____ _____ _____ _____	_____ \$	_____
(a) No. from Part I	(b) Description of noncash property given	(c) FMV (or estimate) (see instructions)	(d) Date received
_____	_____ _____ _____ _____	_____ \$	_____

<b>Name of organization</b> STEVAN & CYNTHIA PEARCE CHARITABLE FOUNDATION	<b>Employer identification number</b> 01-0576324
---	---

Part III

**Exclusively religious, charitable, etc., contributions to organizations described in section 501(c)(7), (8), or (10) that total more than \$1,000 for the year from any one contributor.** Complete columns (a) through (e) and the following line entry. For organizations completing Part III, enter the total of *exclusively* religious, charitable, etc., contributions of **\$1,000 or less** for the year. (Enter this information once. See instructions.) ▶ \$ \_\_\_\_\_

Use duplicate copies of Part III if additional space is needed.

(a) No. from Part I	(b) Purpose of gift	(c) Use of gift	(d) Description of how gift is held
—	<div></div>	<div></div>	<div></div>
	<div></div>	<div></div>	<div></div>
	<div></div>	<div></div>	<div></div>
<div>(e) Transfer of gift</div>			
Transferee's name, address, and ZIP 4		Relationship of transferor to transferee	
<div></div>		<div></div>	
<div></div>		<div></div>	
<div></div>		<div></div>	
—	<div></div>	<div></div>	<div></div>
	<div></div>	<div></div>	<div></div>
	<div></div>	<div></div>	<div></div>
<div>(e) Transfer of gift</div>			
Transferee's name, address, and ZIP 4		Relationship of transferor to transferee	
<div></div>		<div></div>	
<div></div>		<div></div>	
<div></div>		<div></div>	
—	<div></div>	<div></div>	<div></div>
	<div></div>	<div></div>	<div></div>
	<div></div>	<div></div>	<div></div>
<div>(e) Transfer of gift</div>			
Transferee's name, address, and ZIP 4		Relationship of transferor to transferee	
<div></div>		<div></div>	
<div></div>		<div></div>	
<div></div>		<div></div>	
—	<div></div>	<div></div>	<div></div>
	<div></div>	<div></div>	<div></div>
	<div></div>	<div></div>	<div></div>
<div>(e) Transfer of gift</div>			
Transferee's name, address, and ZIP 4		Relationship of transferor to transferee	
<div></div>		<div></div>	
<div></div>		<div></div>	
<div></div>		<div></div>	
—	<div></div>	<div></div>	<div></div>
	<div></div>	<div></div>	<div></div>
	<div></div>	<div></div>	<div></div>
<div>(e) Transfer of gift</div>			
Transferee's name, address, and ZIP 4		Relationship of transferor to transferee	
<div></div>		<div></div>	
<div></div>		<div></div>	
<div></div>		<div></div>	



Longer Investments Inc  
**REALIZED GAINS AND LOSSES**  
**Stevan & Cynthia Pearce**  
**Charitable Foundation**  
**From 10-01-14 Through 09-30-15**

Open Date	Close Date	Quantity	Security	Cost Basis	Proceeds	Gain Or Loss	
						Short Term	Long Term
5/12/2015	9/11/2015	415	VeriFone Syster	15 073 95	12 221 83	(2 852 12)	
10/31/2014	9/10/2015	325	iShares Internat	11 711 36	9 519 50	(2 191 86)	
10/17/2014	10/23/2014	2625	ProShares Short	62 678 59	60 762 40	(1 916 19)	
10/23/2014	10/30/2014	350	Chart Industries	16 754 42	15 064 38	(1 690 04)	
9/5/2014	1/30/2015	55	Chevron Corp	6 950 83	5 492 66	(1 458 17)	
11/18/2014	12/19/2014	150	LyondellBasell Li	13 374 69	12 050 70	(1 323 99)	
11/5/2014	12/8/2014	125	Enesco PLC	4 932 38	3 669 32	(1 263 06)	
11/5/2014	12/9/2014	125	Enesco PLC	4 932 38	3 672 97	(1 259 41)	
9/3/2015	9/22/2015	320	Kohl's Corp	16 827 80	15 589 79	(1 238 01)	
4/14/2015	4/24/2015	360	Infosys Ltd	13 072 99	11 842 21	(1 230 78)	
9/3/2015	9/14/2015	325	E I DuPont de N	16 763 81	15 590 76	(1 173 05)	
11/21/2014	11/28/2014	500	United States St	17 777 45	16 638 93	(1 138 52)	
9/9/2015	9/23/2015	355	Emerson Electri	16 719 76	15 585 59	(1 134 17)	
2/2/2015	2/6/2015	1550	Market Vectors	34 433 99	33 315 47	(1 118 52)	
11/25/2014	12/15/2014	400	Eaton Vance Pri	17 018 55	15 923 43	(1 095 12)	
2/4/2015	2/5/2015	220	Prudential Finar	17 720 29	16 646 07	(1 074 22)	
10/22/2014	11/13/2014	250	Halliburton Con	13 926 35	12 874 97	(1 051 38)	
4/13/2015	9/24/2015	500	Financial Select	12 195 35	11 157 79	(1 037 56)	
11/5/2014	12/1/2014	160	Enesco PLC	6 313 45	5 294 96	(1 018 49)	
7/31/2014	8/17/2015	560	BHP Billiton Ltd	21 711 53	20 710 67	(1 000 86)	
9/17/2015	9/22/2015	220	Schlumberger L	16 808 02	15 813 60	(994 42)	
5/27/2015	6/3/2015	250	iShares Barclays	30 490 13	29 502 92	(987 21)	
11/18/2014	11/28/2014	235	Chicago Bridge	12 813 82	11 829 41	(984 41)	
7/14/2015	7/16/2015	1000	Freeport-McMc	17 118 35	16 240 75	(877 60)	
1/2/2015	1/7/2015	110	International Bl	17 915 04	17 040 67	(874 37)	
10/13/2014	10/17/2014	300	Diamonds Trust	49 484 75	48 622 15	(862 60)	
9/15/2015	9/24/2015	1185	Ford Motor Co	16 673 25	15 844 43	(828 82)	
7/29/2015	8/7/2015	250	J B Hunt Transp	21 008 08	20 184 69	(823 39)	
12/3/2014	12/15/2014	325	Evercore Partne	16 441 21	15 624 73	(816 48)	
9/15/2015	9/22/2015	440	Oracle Corp	16 752 80	15 942 54	(810 26)	
11/10/2014	12/1/2014	450	KBW Regional B	18 281 56	17 520 41	(761 15)	
10/23/2014	10/28/2014	370	Oil Service Hold	16 886 83	16 126 65	(760 18)	
12/22/2014	1/6/2015	250	iShares Russell	29 752 40	29 009 72	(742 68)	
12/4/2014	1/14/2015	520	Financial Select	12 785 46	12 067 10	(718 36)	
6/15/2015	6/17/2015	550	SPDR Gold Shar	62 705 16	61 991 41	(713 75)	
8/4/2015	8/7/2015	355	Archer-Daniels-	17 202 88	16 497 01	(705 87)	
12/15/2014	8/28/2015	45	ConocoPhillip	2 820 70	2 124 06	(696 64)	
9/16/2015	9/21/2015	220	Caterpillar Inc	16 587 84	15 912 86	(674 98)	
12/1/2014	12/5/2014	515	SPDR Gold Shar	59 613 87	58 952 77	(661 10)	
12/5/2014	1/14/2015	380	Financial Select	9 466 69	8 818 27	(648 42)	
5/26/2015	7/8/2015	350	iShares Barclays	42 585 87	41 940 20	(645 67)	
7/14/2015	7/17/2015	250	Schlumberger L	21 505 08	20 865 67	(639 41)	
6/9/2015	6/29/2015	150	Cummins Inc	20 459 64	19 826 30	(633 34)	
3/16/2015	4/2/2015	190	Gilead Sciences	19 139 66	18 516 77	(622 89)	
6/2/2015	7/1/2015	275	Occidental Petr	21 798 55	21 194 34	(604 21)	
9/3/2015	9/4/2015	300	Qualcomm Inco	16 939 03	16 338 50	(600 53)	
10/23/2014	9/10/2015	100	iShares Internat	3 528 35	2 929 08	(599 27)	
7/14/2015	7/20/2015	210	United Rental	17 317 36	16 721 78	(595 58)	
10/17/2014	10/22/2014	875	ProShares Short	20 892 86	20 300 23	(592 63)	
12/19/2014	1/12/2015	72	Amazon com Ir	21 571 57	20 979 66	(591 91)	
12/4/2014	12/9/2014	300	GameStop Corp	11 080 87	10 489 74	(591 13)	
7/27/2015	8/28/2015	65	Chevron Corp	5 824 98	5 234 86	(590 12)	
1/2/2015	1/12/2015	435	Halliburton Con	17 331 96	16 742 23	(589 73)	
11/7/2014	11/28/2014	460	Freeport-McMc	12 997 60	12 413 03	(584 57)	
7/28/2015	8/4/2015	330	Emerson Electri	17 073 38	16 490 75	(582 63)	
11/26/2014	1/27/2015	625	NVIDIA Corpora	12 975 58	12 395 97	(579 61)	
7/27/2015	8/7/2015	70	iShares NASDAQ	26 190 89	25 616 61	(574 28)	
11/17/2014	1/30/2015	135	EMC Corporatic	4 104 04	3 530 92	(573 12)	
5/28/2015	6/5/2015	260	Baxter Int'l	17 458 10	16 890 74	(567 36)	
10/31/2014	11/4/2014	265	Devon Energy C	15 606 29	15 039 43	(566 86)	
7/27/2015	8/28/2015	130	ConocoPhillip	6 700 77	6 136 18	(564 59)	
10/3/2014	10/8/2014	200	Prudential Finar	17 352 13	16 790 68	(561 45)	
12/23/2014	1/6/2015	895	Kulicke and Soff	13 045 07	12 496 34	(548 73)	
6/23/2015	7/1/2015	1000	Ford Motor Co	15 392 45	14 846 88	(545 57)	
5/15/2015	5/26/2015	250	Qualcomm Inco	17 768 85	17 230 21	(538 64)	
10/9/2014	10/17/2014	275	Walgreen Comp	17 052 43	16 517 41	(535 02)	
1/27/2015	3/6/2015	40	SPDR Gold Shar	4 978 62	4 470 85	(507 77)	
8/26/2015	9/15/2015	135	iShares Barclays	16 636 66	16 130 27	(506 39)	
11/20/2014	12/19/2014	50	LyondellBasell Li	4 521 97	4 016 90	(505 07)	
5/5/2015	5/28/2015	130	United Rental	13 141 52	12 638 53	(502 99)	
2/2/2015	5/12/2015	100	Utilities Select S	4 846 85	4 348 61	(498 24)	
10/23/2014	11/4/2014	90	Halliburton Con	5 067 41	4 580 04	(487 37)	
1/12/2015	3/6/2015	75	SPDR Gold Shar	8 860 88	8 382 85	(478 03)	
6/12/2015	9/4/2015	75	VeriFone Syster	2 767 56	2 292 33	(475 23)	
9/16/2015	9/18/2015	500	International Pe	20 714 50	20 239 38	(475 12)	
11/19/2014	11/25/2014	170	Gilead Sciences	17 278 86	16 807 22	(471 64)	
11/20/2014	11/28/2014	85	Chicago Bridge	4 746 44	4 278 72	(467 72)	
5/26/2015	6/3/2015	125	iShares Barclays	15 209 24	14 751 46	(457 78)	
9/18/2015	9/21/2015	450	iShares Russell	52 354 17	51 897 05	(457 12)	
7/30/2015	8/19/2015	135	Cummins Inc	17 472 63	17 018 07	(454 56)	
8/4/2015	9/11/2015	135	VeriFone Syster	4 424 67	3 975 77	(448 90)	
5/1/2015	6/4/2015	320	Eaton Vance Pri	13 217 59	12 774 62	(442 97)	
2/19/2015	6/19/2015	300	Oracle Corp	13 289 10	12 848 84	(440 26)	
12/23/2014	1/6/2015	110	iShares Russell	13 204 26	12 764 28	(439 98)	
6/10/2015	6/17/2015	280	Bank of Nova Sc	15 199 82	14 762 10	(437 72)	
8/31/2015	9/15/2015	140	iShares Barclays	17 164 47	16 727 69	(436 78)	
11/14/2014	1/30/2015	115	EMC Corporatic	3 440 86	3 007 83	(433 03)	

4/20/2015	4/23/2015	860	Alcoa Inc	11 748 64	11 315 75	(432 89)
3/6/2015	3/9/2015	200	Schlumberger L	16 873 03	16 442 11	(430 92)
2/18/2015	3/4/2015	270	Emerson Electri	15 995 49	15 569 17	(426 32)
4/13/2015	4/21/2015	240	E I DuPont de N	17 337 81	16 921 13	(416 68)
9/15/2015	9/22/2015	415	GlaxoSmithKline	16 487 44	16 072 12	(415 32)
11/6/2014	11/26/2014	200	Deere & Co	17 407 13	16 993 53	(413 60)
6/18/2015	6/29/2015	720	Applied Materie	14 247 81	13 834 48	(413 33)
9/2/2015	9/10/2015	400	Energy Select Se	25 639 71	25 230 78	(408 93)
8/4/2015	8/7/2015	20	iShares NASDAQ	7 724 31	7 319 03	(405 28)
3/16/2015	4/1/2015	85	Gilead Sciences	8 562 48	8 160 07	(402 41)
6/22/2015	8/28/2015	25	ConocoPhillip	1 572 49	1 180 03	(392 46)
5/1/2015	5/22/2015	265	Nucor Corporat	12 978 69	12 587 86	(390 83)
5/12/2015	8/18/2015	40	Wal-Mart Store	3 174 59	2 786 60	(387 99)
12/4/2014	1/30/2015	225	Financial Select	5 532 17	5 167 07	(365 10)
6/2/2015	6/4/2015	350	Energy Select Se	27 496 48	27 132 28	(364 20)
2/4/2015	4/14/2015	190	A T & T	6 564 21	6 204 17	(360 04)
3/6/2015	3/10/2015	665	Symantec Corpor	16 268 87	15 911 79	(357 08)
8/26/2014	10/1/2014	330	Citigroup Inc	17 151 89	16 796 71	(355 18)
5/5/2015	5/22/2015	255	Fluor Corporatio	15 149 83	14 797 05	(352 78)
3/6/2014	1/14/2015	125	General Electric	3 276 24	2 936 35	(339 89)
11/12/2014	11/19/2014	165	iShares Russell	19 395 28	19 055 46	(339 82)
5/4/2015	9/24/2015	150	Financial Select	3 686 62	3 347 34	(339 28)
3/18/2015	3/26/2015	520	Materials Select	25 516 67	25 178 35	(338 32)
12/5/2014	12/10/2014	1250	Key Corp	17 260 08	16 928 18	(331 90)
12/15/2014	8/28/2015	15	Chevron Corp	1 537 89	1 208 04	(329 85)
8/26/2014	10/21/2014	60	Merck & Co Inc	3 610 84	3 282 58	(328 26)
9/10/2014	10/1/2014	310	International Pa	15 002 44	14 674 71	(327 73)
8/10/2015	8/19/2015	65	Cummins Inc	8 517 99	8 193 88	(324 11)
4/8/2015	4/17/2015	95	Alibaba Group H	8 089 73	7 766 15	(323 58)
3/25/2015	4/17/2015	165	Alibaba Group H	13 807 77	13 488 58	(319 19)
6/17/2015	7/31/2015	105	Procter & Gambl	8 392 20	8 075 90	(316 30)
10/24/2014	1/27/2015	100	Microsoft Corp	4 602 86	4 295 94	(306 92)
1/12/2015	3/9/2015	50	SPDR Gold Shar	5 907 25	5 608 41	(298 84)
6/3/2015	9/4/2015	35	VeriFone Syster	1 368 22	1 069 76	(298 46)
1/8/2015	4/10/2015	300	SPDR Gold Shar	35 017 24	34 720 30	(296 94)
6/17/2015	7/1/2015	215	T Rowe Price G	16 965 29	16 668 55	(296 74)
2/19/2015	3/12/2015	100	Oracle Corp	4 429 70	4 144 56	(285 14)
1/9/2015	3/25/2015	125	SPDR Gold Shar	14 639 64	14 358 74	(280 90)
4/29/2015	5/19/2015	200	Deere & Co	18 000 65	17 734 12	(266 53)
10/31/2014	11/7/2014	325	Sanofi	15 025 61	14 761 26	(264 35)
4/13/2015	4/24/2015	300	Emerson Electri	17 481 37	17 220 66	(260 71)
2/4/2015	2/9/2015	230	McDonald's Cor	21 572 30	21 315 77	(256 53)
3/20/2015	4/1/2015	40	Gilead Sciences	4 095 14	3 840 04	(255 10)
9/16/2015	9/22/2015	55	International Bu	8 172 49	7 917 71	(254 78)
10/13/2014	10/16/2014	50	Diamonds Trust	8 247 46	8 002 57	(244 89)
12/5/2014	12/10/2014	320	Citigroup Inc	17 993 49	17 751 88	(241 61)
9/16/2015	9/22/2015	110	Oracle Corp	4 225 73	3 985 64	(240 09)
11/5/2014	11/18/2014	565	Southwestern E	18 809 38	18 570 16	(239 22)
11/21/2014	1/5/2015	150	ALPS Alerian MI	2 858 68	2 622 99	(235 69)
6/3/2015	7/22/2015	155	EMC Corporatic	4 190 70	3 958 08	(232 62)
6/3/2015	7/7/2015	60	Dow Chemical C	3 187 30	2 960 66	(226 64)
8/5/2015	8/7/2015	50	J B Hunt Transp	4 261 48	4 036 94	(224 54)
7/9/2015	7/17/2015	350	Energy Select Se	25 677 39	25 454 83	(222 56)
6/16/2015	6/18/2015	100	Oracle Corp	4 460 50	4 238 29	(222 21)
1/8/2015	4/9/2015	100	SPDR Gold Shar	11 672 41	11 450 93	(221 48)
6/10/2015	6/29/2015	220	Freeport-McMc	4 554 13	4 333 58	(220 55)
7/29/2015	8/7/2015	20	iShares NASDAQ	7 537 47	7 319 03	(218 44)
12/18/2014	1/14/2015	150	Financial Select	3 695 80	3 480 89	(214 91)
4/9/2015	4/30/2015	115	iShares Russell	14 359 44	14 151 97	(207 47)
1/21/2015	1/28/2015	100	Standard & Poo	20 344 24	20 141 33	(202 91)
4/15/2015	7/7/2015	260	Dow Chemical C	13 028 63	12 829 54	(199 09)
10/28/2014	10/31/2014	235	Starbucks Corp	17 933 27	17 739 25	(194 02)
8/6/2015	8/28/2015	45	Chevron Corp	3 817 96	3 624 13	(193 83)
8/18/2014	10/1/2014	110	EMC Corporatic	3 310 71	3 117 33	(193 38)
9/16/2015	9/22/2015	110	Exxon Mobil Co	8 169 67	7 976 31	(193 36)
2/19/2015	6/18/2015	100	Oracle Corp	4 429 70	4 238 28	(191 42)
8/6/2015	8/7/2015	25	iShares NASDAQ	9 331 08	9 148 79	(182 29)
6/24/2015	6/29/2015	150	Applied Materie	3 062 68	2 882 18	(180 50)
3/25/2015	7/22/2015	655	EMC Corporatic	16 902 78	16 726 07	(176 71)
12/22/2014	1/12/2015	13	Amazon.com Ir	3 963 26	3 787 99	(175 27)
9/16/2015	9/24/2015	125	Ford Motor Co	1 846 41	1 671 35	(175 06)
11/28/2014	12/4/2014	1750	ProShares Short	38 136 24	37 965 74	(170 50)
8/27/2014	10/8/2014	250	ALPS Alerian MI	4 800 90	4 630 46	(170 44)
12/4/2014	9/24/2015	75	Financial Select	1 844 06	1 673 67	(170 39)
10/22/2014	11/4/2014	35	Halliburton Con	1 949 69	1 781 12	(168 57)
9/3/2015	9/10/2015	50	Energy Select Se	3 314 70	3 153 85	(160 85)
11/28/2014	12/5/2014	1600	ProShares Short	34 867 42	34 709 16	(158 26)
10/23/2014	11/4/2014	315	Jacobs Engineer	14 891 91	14 734 45	(157 46)
7/14/2015	7/17/2015	85	Energy Select Se	6 336 83	6 181 89	(154 94)
5/27/2014	10/15/2014	375	Financial Select	8 361 68	8 209 19	(152 49)
5/19/2015	6/29/2015	235	Financial Select	5 881 13	5 730 62	(150 51)
8/25/2014	10/21/2014	175	General Electric	4 590 91	4 443 34	(147 57)
5/1/2014	10/21/2014	30	Merck & Co Inc	1 787 70	1 641 29	(146 41)
8/6/2015	8/28/2015	65	ConocoPhillip	3 213 67	3 068 09	(145 58)
6/9/2015	6/29/2015	880	Freeport-McMc	17 478 18	17 334 33	(143 85)
10/22/2014	9/10/2015	25	iShares Internat	875 91	732 27	(143 64)
5/5/2015	5/29/2015	900	Key Corp	13 294 48	13 150 91	(143 57)
12/15/2014	12/22/2014	25000	U S Treasury N	24 940 43	24 796 87	(143 56)
12/15/2014	12/18/2014	25000	U S Treasury N	24 940 43	24 796 88	(143 55)
10/14/2014	10/17/2014	180	Exxon Mobil Co	16 466 94	16 323 48	(143 46)
3/6/2015	6/29/2015	665	Financial Select	16 358 24	16 216 44	(141 80)
2/5/2015	5/14/2015	35	BCE Inc	1 684 53	1 545 97	(138 56)
7/28/2015	7/31/2015	365	Energy Select Se	25 623 01	25 488 43	(134 58)
9/16/2015	9/22/2015	50	Kohl's Corp	2 570 03	2 435 91	(134 12)
11/20/2014	11/28/2014	85	Freeport-McMc	2 426 78	2 293 71	(133 07)
11/5/2014	12/4/2014	15	Ensc PLC	591 89	467 77	(124 12)
12/5/2014	12/15/2014	25	Evercore Partne	1 324 27	1 201 90	(122 37)

9/16/2015	9/23/2015	70	Dow Chemical C	3 130 81	3 008 74	(122 07)
5/14/2015	5/29/2015	260	Key Corp	3 917 45	3 799 15	(118 30)
4/13/2015	7/22/2015	30	Apple Inc	3 844 80	3 727 67	(117 13)
8/25/2014	10/10/2014	200	Financial Select	4 676 11	4 559 96	(116 15)
5/1/2015	5/5/2015	830	Ford Motor Co	13 054 56	12 939 39	(115 17)
9/3/2015	9/23/2015	400	Dow Chemical C	17 305 83	17 192 83	(113 00)
12/15/2014	12/19/2014	25000	U S Treasury N	24 940 43	24 828 13	(112 30)
12/22/2014	1/14/2015	285	Kohl's Corp	17 012 48	16 900 19	(112 29)
11/10/2014	12/1/2014	40	Emerson Electri	2 607 27	2 499 18	(108 09)
11/11/2014	11/28/2014	70	Freeport-McMc	1 991 50	1 888 94	(102 56)
4/23/2015	7/7/2015	90	Dow Chemical C	4 541 81	4 440 99	(100 82)
6/10/2015	6/29/2015	20	Cummins Inc	2 742 71	2 643 51	(99 20)
8/18/2014	1/30/2015	25	EMC Corporatic	752 44	653 87	(98 57)
9/11/2014	10/1/2014	40	International Pe	1 983 36	1 893 51	(89 85)
10/23/2014	11/17/2014	11	Alphabet Inc Cl	6 119 07	6 031 32	(87 75)
8/29/2014	10/8/2014	100	ALPS Alerian MI	1 937 85	1 852 19	(85 66)
12/22/2014	1/27/2015	65	Cisco Systems I	1 833 00	1 748 60	(84 40)
9/18/2015	9/22/2015	60	Slumberger L	4 393 99	4 312 80	(81 19)
10/27/2014	2/18/2015	60	Baxter Int'l	4 194 60	4 113 69	(80 91)
4/24/2015	5/26/2015	50	PACCAR Inc	3 320 95	3 241 19	(79 76)
3/18/2015	6/29/2015	200	Financial Select	4 956 75	4 877 12	(79 63)
11/21/2014	12/1/2014	25	Emerson Electri	1 640 01	1 561 99	(78 02)
4/27/2015	5/29/2015	100	Fastenal	4 266 81	4 188 88	(77 93)
9/2/2015	9/4/2015	90	AbbVie Inc	5 470 96	5 397 53	(73 43)
8/25/2014	1/14/2015	25	General Electric	655 84	587 27	(68 57)
7/29/2015	8/6/2015	55	iShares Russell	6 721 00	6 654 17	(66 83)
12/15/2014	1/30/2015	25	Chevron Corp	2 563 14	2 496 67	(66 47)
9/15/2015	9/21/2015	285	Applied Materie	4 527 88	4 461 55	(66 33)
4/21/2015	5/26/2015	225	PACCAR Inc	14 651 46	14 585 37	(66 09)
11/28/2014	12/3/2014	650	ProShares Short	14 164 89	14 098 99	(65 90)
3/5/2014	10/15/2014	340	Financial Select	7 508 67	7 443 00	(65 67)
5/7/2015	5/28/2015	45	United Rental	4 438 35	4 374 88	(63 47)
11/26/2014	12/15/2014	25	Eaton Vance Pri	1 055 44	995 21	(60 23)
3/16/2015	9/24/2015	25	Financial Select	614 78	557 89	(56 89)
9/4/2015	9/23/2015	85	International Bl	12 258 55	12 203 01	(55 54)
1/12/2015	3/25/2015	15	SPDR Gold Shar	1 772 18	1 723 05	(49 13)
5/1/2015	6/29/2015	300	Lexmark Intern.	13 329 73	13 284 44	(45 29)
10/28/2014	12/1/2014	60	Emerson Electri	3 793 53	3 748 77	(44 76)
4/21/2015	5/29/2015	1325	Blackberry LTD	13 287 17	13 244 12	(43 05)
1/6/2015	1/9/2015	50	Alphabet Inc Cl	25 389 58	25 347 24	(42 34)
9/15/2015	9/21/2015	100	iShares NASDAQ	35 625 05	35 590 39	(34 66)
6/22/2015	8/18/2015	10	Wal-Mart Store	730 39	696 65	(33 74)
6/3/2015	7/6/2015	150	Bank of Americ.	2 555 94	2 524 79	(31 15)
4/23/2015	5/29/2015	50	Caterpillar Inc	4 306 59	4 276 46	(30 13)
9/2/2015	9/22/2015	60	Exxon Mobil Co	4 380 14	4 350 71	(29 43)
10/13/2014	10/23/2014	75	SPDR Gold Shar	8 875 95	8 848 78	(27 17)
1/8/2015	3/25/2015	10	SPDR Gold Shar	1 167 24	1 148 70	(18 54)
9/2/2014	10/1/2014	20	Citigroup Inc	1 035 93	1 017 98	(17 95)
12/18/2014	2/19/2015	10	Wal-Mart Store	851 44	834 39	(17 05)
5/21/2014	10/15/2014	285	Financial Select	6 252 77	6 238 98	(13 79)
12/23/2014	1/2/2015	50	Coach Inc	1 865 95	1 854 90	(11 05)
9/4/2015	9/22/2015	30	International Bl	4 326 55	4 318 75	(7 80)
4/23/2015	6/4/2015	20	Apple Inc	2 589 40	2 583 66	(5 74)
10/15/2014	10/17/2014	-3	Diamonds Trust	332 17	332 17	-
3/6/2015	7/1/2015	110	Financial Select	2 705 87	2 717 62	11 75
5/28/2015	6/2/2015	1060	ProShares Short	22 131 68	22 148 68	17 00
3/4/2015	3/6/2015	1135	ProShares Short	24 127 36	24 145 27	17 91
4/13/2015	6/4/2015	20	Apple Inc	2 563 20	2 583 66	20 46
2/12/2015	3/9/2015	60	Gilead Sciences	6 026 87	6 049 73	22 86
3/31/2014	1/27/2015	5	Procter & Gamt	403 90	430 90	27 00
12/15/2014	4/30/2015	5	ConocoPhillip	313 41	340 45	27 04
5/26/2015	8/4/2015	25	iShares Barclays	3 041 85	3 073 49	31 64
9/9/2015	9/21/2015	815	Applied Materie	12 726 13	12 758 48	32 35
12/18/2014	1/8/2015	100	Standard & Poo	20 467 85	20 500 85	33 00
10/14/2014	4/30/2015	100	ConocoPhillip	6 773 71	6 809 01	35 30
3/6/2014	10/10/2014	75	Financial Select	1 673 52	1 709 99	36 48
5/27/2015	6/2/2015	2100	ProShares Short	43 842 46	43 879 46	37 00
3/25/2015	5/14/2015	50	BCE Inc	2 158 16	2 208 52	50 36
2/17/2015	3/18/2015	25000	U S Treasury N	24 910 16	24 960 94	50 78
10/21/2014	2/18/2015	250	Baxter Int'l	17 088 10	17 140 37	52 27
3/16/2015	7/1/2015	475	Financial Select	11 680 73	11 735 18	54 46
5/27/2014	10/10/2014	125	Financial Select	2 787 23	2 849 98	62 76
2/4/2015	4/30/2015	35	ConocoPhillip	2 317 24	2 383 15	65 91
3/13/2015	3/20/2015	5000	U S Treasury N	4 957 81	5 025 00	67 19
3/13/2015	5/14/2015	25	BCE Inc	1 034 95	1 104 26	69 31
2/4/2015	3/5/2015	250	Ford Motor Co	3 960 70	4 032 38	71 68
3/13/2015	3/23/2015	5000	U S Treasury N	4 957 81	5 029 69	71 88
4/27/2015	5/28/2015	160	Cummins Inc	22 153 72	22 235 65	81 93
9/30/2014	5/12/2015	85	Utilities Select S	3 611 95	3 696 31	84 36
2/3/2015	3/5/2015	200	Ford Motor Co	3 141 19	3 225 91	84 72
12/1/2014	12/15/2014	25	iShares Barclays	3 059 46	3 144 49	85 03
12/17/2014	3/5/2015	5	Apple Inc	539 46	630 35	90 89
12/12/2014	1/2/2015	60	Coach Inc	2 129 20	2 225 88	96 68
1/31/2014	1/27/2015	10	Procter & Gamt	759 80	861 79	101 99
1/13/2014	10/21/2014	30	Merck & Co Inc	1 535 51	1 641 29	105 78
10/23/2014	12/1/2014	275	Emerson Electri	17 068 52	17 181 88	113 36
4/14/2014	10/8/2014	250	ALPS Alerian MI	4 515 60	4 630 46	114 86
1/21/2015	1/26/2015	125	Energy Select Se	9 575 09	9 692 21	117 12
6/17/2015	8/4/2015	25	iShares Barclays	2 950 84	3 073 49	122 65
2/3/2015	3/10/2015	800	Ford Motor Co	12 564 76	12 690 90	126 14
3/13/2015	3/31/2015	10000	U S Treasury N	9 915 62	10 046 88	131 26
1/22/2015	2/25/2015	65	Evercore Partne	3 203 64	3 335 94	132 30
7/28/2015	8/6/2015	365	iShares Russell	44 013 28	44 159 47	146 19
1/20/2015	1/28/2015	450	Standard & Poo	90 487 71	90 635 97	148 26
3/13/2015	4/9/2015	10000	U S Treasury N	9 915 62	10 065 62	150 00
4/29/2015	7/1/2015	25	Prudential Finar	2 064 85	2 227 80	162 95

2 920 701 74 2 824 324 58 (96 377 16) ST Loss

1/28/2014	10/21/2014	80	Merck & Co Inc	4 212 00	4 376 77	164 77
4/15/2015	5/29/2015	315	Fastenal	13 028 40	13 194 96	166 56
7/14/2015	9/15/2015	50	iShares Barclays	5 803 00	5 974 18	171 18
3/13/2015	3/18/2015	30000	U S Treasury N	29 746 86	29 929 89	183 03
2/11/2015	3/9/2015	220	Gilead Sciences	21 997 97	22 182 33	184 36
3/18/2014	1/27/2015	50	Microsoft Corp	1 960 86	2 147 97	187 11
3/26/2015	4/30/2015	250	iShares Russell	30 570 70	30 765 15	194 45
11/11/2014	11/28/2014	175	Ford Motor Co	2 526 61	2 724 86	198 25
9/26/2014	10/13/2014	275	ProShares Short	6 347 10	6 552 05	204 95
2/23/2015	3/6/2015	2000	ProShares Short	42 329 75	42 546 73	216 98
6/17/2015	9/15/2015	150	iShares Barclays	17 705 04	17 922 52	217 48
10/24/2014	5/14/2015	50	Pfizer Inc	1 465 00	1 687 02	222 02
1/9/2015	1/20/2015	100	Market Vectors	2 057 85	2 289 69	231 84
1/23/2015	3/4/2015	1100	Ericsson	13 658 85	13 896 00	237 15
3/13/2015	3/25/2015	15000	U S Treasury N	14 873 43	15 112 50	239 07
1/5/2015	1/20/2015	65	Market Vectors	1 240 13	1 488 30	248 17
11/3/2014	2/2/2015	35	Clorox Corporat	3 468 25	3 717 98	249 73
3/5/2014	10/20/2014	300	Abbott Laborat	12 006 55	12 261 98	255 43
4/2/2014	12/1/2014	40	Waste Manager	1 680 01	1 944 87	264 86
4/23/2015	7/1/2015	35	Prudential Finar	2 853 94	3 118 91	264 97
9/30/2014	10/15/2014	85	Duke Energy Co	6 372 59	6 649 94	277 35
12/16/2014	12/19/2014	35	LyondellBasell I	2 524 16	2 811 83	287 67
3/25/2014	1/27/2015	60	Cisco Systems I	1 326 08	1 614 09	288 01
2/24/2015	3/6/2015	2000	ProShares Short	42 248 15	42 546 73	298 58
6/3/2015	7/7/2015	320	MetLife	17 289 33	17 590 73	301 40
11/12/2014	2/19/2015	75	Wal-Mart Store	5 949 14	6 257 91	308 77
12/11/2014	1/29/2015	65	Starbucks Corp	5 394 27	5 706 59	312 32
2/4/2015	2/24/2015	25	Apple Inc	3 001 56	3 315 57	314 01
1/12/2015	1/20/2015	200	Market Vectors	4 252 05	4 579 39	327 34
11/28/2014	12/15/2014	100	iShares Barclays	12 245 85	12 577 97	332 12
12/1/2014	12/16/2014	75	iShares Barclays	9 178 38	9 520 62	342 24
3/13/2015	4/14/2015	80	Standard & Poo	16 406 22	16 750 89	344 67
1/20/2015	2/6/2015	150	GlaxoSmithKline	6 585 87	6 934 19	348 32
9/30/2014	11/12/2014	115	Utilities Select S	4 886 76	5 235 43	348 67
10/27/2014	11/19/2014	70	iShares Russell	7 717 33	8 084 14	366 81
3/18/2015	4/8/2015	100	Energy Select S	7 535 24	7 917 10	381 86
4/7/2015	5/27/2015	30	Broadcom Corp	1 300 79	1 682 88	382 09
10/16/2014	2/2/2015	40	Clorox Corporat	3 861 68	4 249 11	387 43
10/23/2014	11/4/2014	300	Fluor Corporatio	18 969 31	19 375 75	406 44
8/28/2015	9/2/2015	800	ProShares Short	17 567 27	17 975 91	408 64
4/16/2014	10/21/2014	15	Apple Inc	1 111 26	1 532 21	420 95
3/31/2014	1/2/2015	45	Procter & Gaml	3 635 10	4 064 70	429 60
9/26/2014	10/24/2014	125	iShares Barclays	14 515 89	14 984 42	468 53
1/6/2015	1/20/2015	200	Market Vectors	4 105 85	4 579 39	473 54
3/13/2015	4/13/2015	40000	U S Treasury N	39 662 48	40 150 00	487 52
4/24/2014	12/1/2014	85	Waste Manager	3 643 05	4 132 84	489 79
7/21/2015	8/4/2015	125	iShares Barclays	14 868 94	15 367 46	498 52
4/6/2015	5/27/2015	50	AbbVie Inc	2 864 60	3 376 14	511 54
7/1/2015	9/15/2015	150	iShares Barclays	17 387 82	17 922 52	534 70
10/21/2014	11/17/2014	39	Alphabet Inc Cl	20 823 59	21 383 76	560 17
8/4/2015	8/24/2015	350	Market Vectors	4 742 46	5 303 31	560 85
12/12/2014	12/19/2014	65	LyondellBasell I	4 647 42	5 221 97	574 55
9/22/2014	10/13/2014	525	ProShares Short	11 930 97	12 508 45	577 48
8/7/2014	5/12/2015	200	Utilities Select S	8 118 92	8 697 21	578 29
1/14/2015	1/26/2015	125	Energy Select S	9 104 81	9 692 21	587 40
2/12/2014	1/30/2015	575	EMC Corporatio	14 443 32	15 039 13	595 81
10/1/2014	11/12/2014	200	Utilities Select S	8 508 75	9 105 09	596 34
10/23/2014	4/29/2015	200	iShares Dow Jor	15 166 75	15 765 19	598 44
12/16/2014	1/8/2015	150	Standard & Poo	30 087 55	30 751 27	663 72
4/6/2015	9/4/2015	250	AbbVie Inc	14 322 98	14 993 14	670 16
4/13/2015	5/29/2015	210	Caterpillar Inc	17 290 48	17 961 11	670 63
2/5/2015	3/4/2015	500	Materials Select	24 855 11	25 548 78	693 67
10/2/2014	10/23/2014	575	SPDR Gold Shar	67 129 91	67 840 64	710 73
7/9/2015	7/16/2015	130	Standard & Poo	26 800 40	27 552 75	752 35
12/11/2014	1/2/2015	360	Coach Inc	12 565 82	13 355 25	789 43
4/20/2015	5/26/2015	265	AGCO Corp	12 782 45	13 586 28	803 83
4/23/2015	7/7/2015	165	Prudential Finar	13 454 31	14 263 29	808 98
2/5/2015	2/25/2015	385	Materials Select	19 138 43	19 969 64	831 21
6/15/2015	7/16/2015	25	iShares NASDAQ	9 047 64	9 899 97	852 33
8/10/2015	8/21/2015	520	Market Vectors	7 359 83	8 220 87	861 04
1/21/2015	2/25/2015	375	Evercore Partne	18 328 38	19 245 83	917 45
4/29/2015	7/6/2015	1000	Bank of Americ	15 886 25	16 831 90	945 65
8/27/2015	9/2/2015	2400	ProShares Short	52 977 91	53 927 74	949 83
7/31/2015	8/21/2015	480	Market Vectors	6 607 39	7 588 49	981 10
12/11/2014	7/1/2015	85	Starbucks Corp	3 527 02	4 564 64	1 037 62
1/14/2015	1/27/2015	225	Energy Select S	16 388 66	17 431 40	1 042 74
2/4/2015	2/26/2015	395	Fluor Corporatio	21 842 34	22 910 66	1 068 32
7/20/2015	7/28/2015	2150	ProShares Short	44 312 27	45 388 97	1 076 70
8/19/2015	8/24/2015	550	ProShares Short	11 594 70	12 671 94	1 077 24
4/21/2015	6/4/2015	315	Archer-Daniels-	15 186 82	16 266 52	1 079 70
7/31/2015	8/24/2015	780	Market Vectors	10 737 02	11 818 79	1 081 77
12/17/2014	2/24/2015	45	Apple Inc	4 855 12	5 968 04	1 112 92
10/28/2014	11/19/2014	365	iShares Russell	41 023 16	42 153 00	1 129 84
9/22/2014	10/24/2014	215	iShares Barclays	24 643 14	25 773 19	1 130 05
7/20/2015	7/27/2015	2000	ProShares Short	41 220 71	42 372 27	1 151 56
11/7/2014	11/28/2014	925	Ford Motor Co	13 197 60	14 402 82	1 205 22
10/23/2014	11/19/2014	315	iShares Russell	35 131 23	36 378 61	1 247 38
12/16/2014	1/9/2015	275	Standard & Poo	55 160 51	56 437 92	1 277 41
6/17/2015	8/24/2015	150	iShares Barclays	17 705 04	19 020 86	1 315 82
3/31/2015	5/15/2015	510	LKQ Corp	12 840 04	14 163 95	1 323 91
7/8/2015	7/16/2015	220	Standard & Poo	45 207 08	46 627 73	1 420 65
3/18/2015	4/17/2015	225	Energy Select S	16 954 29	18 381 76	1 427 47
10/16/2014	4/30/2015	160	Clorox Corporat	15 446 73	16 938 44	1 491 71
9/22/2014	10/28/2014	335	iShares Barclays	38 397 46	39 924 45	1 526 99
8/6/2015	8/17/2015	350	Occidental Petr	24 202 42	25 768 47	1 566 05
6/15/2015	7/17/2015	50	iShares NASDAQ	18 095 29	19 667 82	1 572 53
1/14/2015	2/6/2015	450	GlaxoSmithKline	19 227 37	20 802 59	1 575 22

3/18/2015	4/20/2015	225	Energy Select S	16 954 29	18 644 40	1 690 11
3/9/2015	3/12/2015	500	iShares Barclay:	62 184 95	63 951 82	1 766 87
4/9/2015	5/27/2015	150	Broadcom Corp	6 587 61	8 414 40	1 826 79
8/18/2014	10/15/2014	325	Duke Energy Co	23 539 83	25 426 26	1 886 43
11/20/2014	12/16/2014	300	iShares Barclay:	35 972 23	38 082 46	2 110 23
8/11/2015	8/26/2015	1200	ProShares Short	25 204 09	27 447 02	2 242 93
11/5/2014	11/7/2014	400	Eaton Vance Pri	14 894 87	17 426 62	2 531 75
7/8/2015	7/17/2015	400	Standard & Poo	82 194 70	84 785 81	2 591 11
4/2/2014	1/2/2015	275	Waste Manager	11 550 06	14 164 57	2 614 51
3/13/2015	5/26/2015	420	Standard & Poo	86 132 68	88 923 95	2 791 27
4/14/2015	4/28/2015	700	Freeport-McMc	12 990 03	15 817 62	2 827 59
1/5/2015	1/22/2015	935	Market Vectors	17 838 82	21 199 65	3 360 83
9/19/2014	10/13/2014	2850	ProShares Short	64 461 13	67 903 02	3 441 89
4/7/2015	5/28/2015	320	Broadcom Corp	13 875 10	17 704 42	3 829 32
8/11/2015	8/24/2015	3050	ProShares Short	64 060 39	70 271 66	6 211 27

2 523 254 47      2 630 592 25      107 337 78      **ST Gain**

1/29/2014	8/18/2015	45	Wal-Mart Store	3 349 02	3 134 93	(214 09)
1/13/2014	9/21/2015	300	Merck & Co Inc	15 355 15	15 249 55	(105 60)
5/1/2013	12/1/2014	25	iShares iBoxx In	3 054 03	2 974 43	(79 60)
2/11/2014	8/18/2015	15	Wal-Mart Store	1 120 08	1 044 98	(75 10)
8/18/2011	8/28/2015	30	ConocoPhillip	1 469 85	1 416 04	(53 81)
10/18/2013	1/5/2015	250	ALPS Alerian MI	4 418 95	4 371 64	(47 31)
5/1/2015	3/26/2015	25	iShares iBoxx In	3 054 03	3 017 94	(36 09)
4/11/2013	1/5/2015	150	ALPS Alerian MI	2 656 95	2 622 98	(33 97)

34 478 06      33 832 49      (645 57)      **LT Loss**

12/19/2013	1/2/2015	5	Procter & Gamt	410 57	451 63	41 06
6/3/2013	5/14/2015	100	iShares iBoxx In	11 750 37	11 791 96	41 59
2/11/2014	2/19/2015	5	Wal-Mart Store	373 36	417 19	43 83
1/31/2013	1/5/2015	275	ALPS Alerian MI	4 746 93	4 808 80	61 87
4/11/2013	10/8/2014	100	ALPS Alerian MI	1 771 30	1 852 19	80 89
7/31/2013	10/8/2014	150	ALPS Alerian MI	2 684 46	2 778 28	93 82
2/24/2014	9/24/2015	180	Financial Select	3 914 59	4 016 80	102 21
5/21/2014	9/24/2015	440	Financial Select	9 653 40	9 818 85	165 45
6/3/2013	4/23/2015	60	iShares iBoxx In	7 050 22	7 274 86	224 64
2/11/2014	9/24/2015	500	Financial Select	10 726 30	11 157 79	431 49
5/12/2014	5/14/2015	100	Pfizer Inc	2 924 16	3 374 05	449 90
8/6/2009	3/31/2015	5000	U S Treasury N	5 046 01	5 499 49	453 48
7/18/2013	11/6/2014	75	Qualcomm Inco	4 634 03	5 125 70	491 67
2/10/2014	9/24/2015	680	Financial Select	14 492 95	15 174 60	681 65
8/6/2009	12/17/2014	10000	U S Treasury N	10 092 02	10 975 00	882 98
10/2/2013	12/1/2014	20	Apple Inc	1 388 96	2 306 94	917 98
1/16/2013	1/5/2015	1325	ALPS Alerian MI	22 221 25	23 169 68	948 43
1/22/2013	4/29/2015	50	iShares Dow Jor	2 983 23	3 941 30	958 07
10/2/2013	3/10/2015	20	Apple Inc	1 388 96	2 504 82	1 115 86
10/2/2013	3/5/2015	20	Apple Inc	1 388 96	2 521 41	1 132 45
10/29/2009	1/27/2015	50	Procter & Gamt	2 979 13	4 308 96	1 329 83
7/18/2013	1/6/2015	125	Qualcomm Inco	7 723 39	9 132 41	1 409 02
5/20/2010	8/28/2015	185	ConocoPhillip	7 267 26	8 732 26	1 465 00
6/5/2009	8/28/2015	155	Chevron Corp	10 732 86	12 483 12	1 750 26
1/22/2013	5/5/2015	100	iShares Dow Jor	5 966 46	7 781 05	1 814 59
2/12/2010	10/20/2014	40	International Bu	4 888 62	6 738 42	1 849 80
4/15/2011	11/12/2014	40	Johnson & John	2 431 78	4 345 63	1 913 85
8/6/2009	12/23/2014	25000	U S Treasury N	25 230 04	27 335 94	2 105 90
8/6/2009	4/15/2015	25000	U S Treasury N	25 230 04	27 531 25	2 301 21
5/31/2012	5/5/2015	150	iShares Dow Jor	8 252 03	11 671 57	3 419 54

220 343 64      249 021 95      28 678 31      **LT Gain**

TOTAL GAINS					107 337 79	28 678 31
TOTAL LOSSES					(96 377 13)	(645 57)
				5 698 777 87	5 737 771 27	10 960 66
TOTAL REALIZED GAIN/LOSS		38 993 40				28 032 74

38 993 36

#### CAPITAL GAIN DISTRIBUTIONS

	12/19/2014	iShares International Select Div		141 90		141 90
TOTAL DISTRIBUTIONS		141 90		-		141 90
				10 960 66	28 174 64	
TOTAL GAIN/LOSS		39 135 30				39 135 26

39 135 26

**Cap Gain Dis**