



See a Social Security Number? Say Something!  
Report Privacy Problems to <https://public.resource.org/privacy>  
Or call the IRS Identity Theft Hotline at 1-800-908-4490



Form **990-PF**Department of the Treasury  
Internal Revenue Service**Return of Private Foundation**

or Section 4947(a)(1) Trust Treated as Private Foundation

Do not enter social security numbers on this form as it may be made public.

Information about Form 990-PF and its separate instructions is at [www.irs.gov/form990pf](http://www.irs.gov/form990pf)

OMB No. 1545-0052

**2014**

Open to Public Inspection

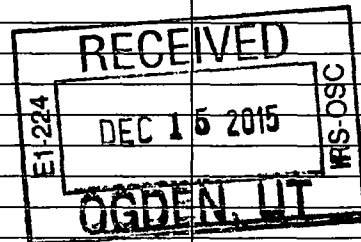
For calendar year 2014 or tax year beginning

08/01, 2014, and ending

07/31, 2015

Name of foundation <b>BURMESTER CHARITABLE TRUST R71891007</b>		<b>A Employer identification number</b> 39-6722474
Number and street (or P O box number if mail is not delivered to street address) <b>10 S DEARBORN IL1-0117</b>		<b>B Telephone number (see instructions)</b> 866-888-5157
City or town, state or province, country, and ZIP or foreign postal code <b>CHICAGO, IL 60603</b>		<b>C</b> If exemption application is pending, check here <input type="checkbox"/>
<b>G</b> Check all that apply	<input type="checkbox"/> Initial return <input type="checkbox"/> Final return <input type="checkbox"/> Address change	<input type="checkbox"/> Initial return of a former public charity <input type="checkbox"/> Amended return <input type="checkbox"/> Name change
<b>H</b> Check type of organization: <input checked="" type="checkbox"/> Section 501(c)(3) exempt private foundation <input type="checkbox"/> Section 4947(a)(1) nonexempt charitable trust <input type="checkbox"/> Other taxable private foundation		<b>D</b> 1 Foreign organizations, check here <input type="checkbox"/> 2 Foreign organizations meeting the 85% test, check here and attach computation <input type="checkbox"/>
<b>I</b> Fair market value of all assets at end of year (from Part II, col. (c), line 16) <b>\$ 1,984,517.</b>		<b>E</b> If private foundation status was terminated under section 507(b)(1)(A), check here <input type="checkbox"/>
<b>J</b> Accounting method: <input checked="" type="checkbox"/> Cash <input type="checkbox"/> Accrual <input type="checkbox"/> Other (specify) _____		<b>F</b> If the foundation is in a 60-month termination under section 507(b)(1)(B), check here <input type="checkbox"/>

Part I Analysis of Revenue and Expenses (The total of amounts in columns (b), (c), and (d) may not necessarily equal the amounts in column (a) (see instructions))		(a) Revenue and expenses per books	(b) Net investment income	(c) Adjusted net income	(d) Disbursements for charitable purposes (cash basis only)
Revenue	1 Contributions, gifts, grants, etc., received (attach schedule)				
	2 Check <input checked="" type="checkbox"/> if the foundation is not required to attach Sch B				
	3 Interest on savings and temporary cash investments				
	4 Dividends and interest from securities	43,464.	43,464.		
	5a Gross rents				
	b Net rental income or (loss)				
	6a Net gain or (loss) from sale of assets not on line 10	23,562.			
	b Gross sales price for all assets on line 6a	629,730.			
	7 Capital gain net income (from Part IV, line 2)		23,562.		
	8 Net short-term capital gain				
	9 Income modifications				
	10a Gross sales less returns and allowances				
b Less Cost of goods sold					
c Gross profit or (loss) (attach schedule)					
11 Other income (attach schedule)					
12 Total Add lines 1 through 11	67,026.	67,026.			
Operating and Administrative Expenses	13 Compensation of officers, directors, trustees, etc.	17,358.	13,018.		4,339.
	14 Other employee salaries and wages		NONE	NONE	
	15 Pension plans, employee benefits		NONE	NONE	
	16a Legal fees (attach schedule)				
	b Accounting fees (attach schedule)				
	c Other professional fees (attach schedule)				
	17 Interest				
	18 Taxes (attach schedule) (see instructions)	3,515.	415.		
	19 Depreciation (attach schedule) and depletion				
	20 Occupancy				
	21 Travel, conferences, and meetings		NONE	NONE	
	22 Printing and publications		NONE	NONE	
	23 Other expenses (attach schedule)				
	24 Total operating and administrative expenses. Add lines 13 through 23.	20,873.	13,433.	NONE	4,339.
	25 Contributions, gifts, grants paid	94,250.			94,250.
26 Total expenses and disbursements Add lines 24 and 25	115,123.	13,433.	NONE	98,589.	
27 Subtract line 26 from line 12					
a Excess of revenue over expenses and disbursements	-48,097.				
b Net investment income (if negative, enter -0-)		53,593.			
c Adjusted net income (if negative, enter -0-)					



P 21NE 3

Part II Balance Sheets		Attached schedules and amounts in the description column should be for end-of-year amounts only (See instructions)		Beginning of year	End of year	
				(a) Book Value	(b) Book Value	(c) Fair Market Value
Assets	1	Cash - non-interest-bearing . . . . .			2,464.	2,464.
	2	Savings and temporary cash investments . . . . .		91,105.	57,822.	57,822.
	3	Accounts receivable ▶ Less allowance for doubtful accounts ▶				
	4	Pledges receivable ▶ Less allowance for doubtful accounts ▶				
	5	Grants receivable . . . . .				
	6	Receivables due from officers, directors, trustees, and other disqualified persons (attach schedule) (see instructions) . . . .				
	7	Other notes and loans receivable (attach schedule) ▶ Less allowance for doubtful accounts ▶	NONE			
	8	Inventories for sale or use . . . . .				
	9	Prepaid expenses and deferred charges . . . . .				
	10a	Investments - U S and state government obligations (attach schedule) .				
	b	Investments - corporate stock (attach schedule) . . . . .	892,425.	952,998.	1,223,702.	
	c	Investments - corporate bonds (attach schedule) . . . . .	444,847.	444,267.	447,944.	
	11	Investments - land, buildings, and equipment basis Less accumulated depreciation (attach schedule) ▶				
	12	Investments - mortgage loans . . . . .				
	13	Investments - other (attach schedule) . . . . .	331,710.	254,420.	252,585.	
	14	Land, buildings, and equipment basis Less accumulated depreciation (attach schedule) ▶				
15	Other assets (describe ▶)					
16	<b>Total assets</b> (to be completed by all filers - see the instructions. Also, see page 1, item I) . . . . .		1,760,087.	1,711,971.	1,984,517.	
Liabilities	17	Accounts payable and accrued expenses . . . . .				
	18	Grants payable . . . . .				
	19	Deferred revenue . . . . .				
	20	Loans from officers, directors, trustees, and other disqualified persons .				
	21	Mortgages and other notes payable (attach schedule) . . . . .				
	22	Other liabilities (describe ▶)				
23	<b>Total liabilities</b> (add lines 17 through 22) . . . . .			NONE		
Net Assets or Fund Balances	Foundations that follow SFAS 117, check here ▶ <input type="checkbox"/>					
	and complete lines 24 through 26 and lines 30 and 31.					
	24	Unrestricted . . . . .				
	25	Temporarily restricted . . . . .				
	26	Permanently restricted . . . . .				
	Foundations that do not follow SFAS 117, . . . ▶ <input checked="" type="checkbox"/>					
	check here and complete lines 27 through 31.					
	27	Capital stock, trust principal, or current funds . . . . .	1,760,087.	1,711,971.		
28	Paid-in or capital surplus, or land, bldg, and equipment fund . . . . .					
29	Retained earnings, accumulated income, endowment, or other funds . .					
30	<b>Total net assets or fund balances</b> (see instructions) . . . . .	1,760,087.	1,711,971.			
31	<b>Total liabilities and net assets/fund balances</b> (see instructions) . . . . .	1,760,087.	1,711,971.			

## Part III Analysis of Changes in Net Assets or Fund Balances

1	Total net assets or fund balances at beginning of year - Part II, column (a), line 30 (must agree with end-of-year figure reported on prior year's return) . . . . .	1	1,760,087.
2	Enter amount from Part I, line 27a . . . . .	2	-48,097.
3	Other increases not included in line 2 (itemize) ▶	3	
4	Add lines 1, 2, and 3 . . . . .	4	1,711,990.
5	Decreases not included in line 2 (itemize) ▶ SEE STATEMENT 2	5	19.
6	<b>Total net assets or fund balances at end of year</b> (line 4 minus line 5) - Part II, column (b), line 30 . . . .	6	1,711,971.

Form 990-PF (2014)

**Part IV Capital Gains and Losses for Tax on Investment Income**

(a) List and describe the kind(s) of property sold (e.g., real estate, 2-story brick warehouse, or common stock, 200 shs. MLC Co.)			(b) How acquired P - Purchase D - Donation	(c) Date acquired (mo., day, yr.)	(d) Date sold (mo., day, yr.)
<b>1a PUBLICLY TRADED SECURITIES</b>					
<b>b</b>					
<b>c</b>					
<b>d</b>					
<b>e</b>					
(e) Gross sales price	(f) Depreciation allowed (or allowable)	(g) Cost or other basis plus expense of sale	(h) Gain or (loss) (e) plus (f) minus (g)		
<b>a</b> 629,730.		606,168.	23,562.		
<b>b</b>					
<b>c</b>					
<b>d</b>					
<b>e</b>					
Complete only for assets showing gain in column (h) and owned by the foundation on 12/31/69			(i) Gains (Col. (h) gain minus col. (k), but not less than -0-) or Losses (from col. (h))		
(i) F.M.V. as of 12/31/69	(j) Adjusted basis as of 12/31/69	(k) Excess of col. (i) over col. (j), if any			
<b>a</b>			23,562.		
<b>b</b>					
<b>c</b>					
<b>d</b>					
<b>e</b>					
<b>2</b> Capital gain net income or (net capital loss) { If gain, also enter in Part I, line 7 If (loss), enter -0- in Part I, line 7 }			<b>2</b>	23,562.	
<b>3</b> Net short-term capital gain or (loss) as defined in sections 1222(5) and (6) If gain, also enter in Part I, line 8, column (c) (see instructions). If (loss), enter -0- in Part I, line 8			<b>3</b>		

**Part V Qualification Under Section 4940(e) for Reduced Tax on Net Investment Income**

(For optional use by domestic private foundations subject to the section 4940(a) tax on net investment income.)

If section 4940(d)(2) applies, leave this part blank.

Was the foundation liable for the section 4942 tax on the distributable amount of any year in the base period?

☐ Yes ☒ No

If "Yes," the foundation does not qualify under section 4940(e). Do not complete this part.

(a) Base period years Calendar year (or tax year beginning in)	(b) Adjusted qualifying distributions	(c) Net value of noncharitable-use assets	(d) Distribution ratio (col. (b) divided by col. (c))
2013	96,381.	2,029,940.	0.047480
2012	1,938,346.	94,225.	20.571462
2011			
2010			
2009			
<b>2</b> Total of line 1, column (d)			<b>2</b> 20.618942
<b>3</b> Average distribution ratio for the 5-year base period - divide the total on line 2 by 5, or by the number of years the foundation has been in existence if less than 5 years			<b>3</b> 10.309471
<b>4</b> Enter the net value of noncharitable-use assets for 2014 from Part X, line 5			<b>4</b> 2,025,092.
<b>5</b> Multiply line 4 by line 3			<b>5</b> 20,877,627.
<b>6</b> Enter 1% of net investment income (1% of Part I, line 27b)			<b>6</b> 536.
<b>7</b> Add lines 5 and 6			<b>7</b> 20,878,163.
<b>8</b> Enter qualifying distributions from Part XII, line 4 If line 8 is equal to or greater than line 7, check the box in Part VI, line 1b, and complete that part using a 1% tax rate. See the Part VI instructions.			<b>8</b> 98,589.

**Part VI Excise Tax Based on Investment Income (Section 4940(a), 4940(b), 4940(e), or 4948 - see instructions)**

1a Exempt operating foundations described in section 4940(d)(2), check here <input type="checkbox"/> and enter "N/A" on line 1 . . . . .		1	1,072.
Date of ruling or determination letter _____ (attach copy of letter if necessary - see instructions)			
b Domestic foundations that meet the section 4940(e) requirements in Part V, check here <input type="checkbox"/> and enter 1% of Part I, line 27b . . . . .			
c All other domestic foundations enter 2% of line 27b. Exempt foreign organizations enter 4% of Part I, line 12, col. (b).			
2 Tax under section 511 (domestic section 4947(a)(1) trusts and taxable foundations only. Others enter -0-) . . . . .		2	
3 Add lines 1 and 2 . . . . .		3	1,072.
4 Subtitle A (income) tax (domestic section 4947(a)(1) trusts and taxable foundations only. Others enter -0-) . . . . .		4	NONE
5 Tax based on investment income. Subtract line 4 from line 3. If zero or less, enter -0- . . . . .		5	1,072.
6 Credits/Payments			
a 2014 estimated tax payments and 2013 overpayment credited to 2014 . . . . .	6a 2,455.		
b Exempt foreign organizations - tax withheld at source . . . . .	6b NONE		
c Tax paid with application for extension of time to file (Form 8868) . . . . .	6c NONE		
d Backup withholding erroneously withheld . . . . .	6d		
7 Total credits and payments. Add lines 6a through 6d . . . . .		7	2,455.
8 Enter any penalty for underpayment of estimated tax. Check here <input type="checkbox"/> if Form 2220 is attached . . . . .		8	
9 Tax due. If the total of lines 5 and 8 is more than line 7, enter amount owed . . . . .		9	
10 Overpayment. If line 7 is more than the total of lines 5 and 8, enter the amount overpaid . . . . .		10	1,383.
11 Enter the amount of line 10 to be: Credited to 2015 estimated tax <input type="checkbox"/> 1,383. Refunded <input type="checkbox"/> <input type="checkbox"/>		11	

**Part VII-A Statements Regarding Activities**

	Yes	No
1a During the tax year, did the foundation attempt to influence any national, state, or local legislation or did it participate or intervene in any political campaign? . . . . .		X
b Did it spend more than \$100 during the year (either directly or indirectly) for political purposes (see Instructions for the definition)? . . . . . If the answer is "Yes" to 1a or 1b, attach a detailed description of the activities and copies of any materials published or distributed by the foundation in connection with the activities.		X
c Did the foundation file Form 1120-POL for this year? . . . . .		X
d Enter the amount (if any) of tax on political expenditures (section 4955) imposed during the year: (1) On the foundation <input type="checkbox"/> \$ _____ (2) On foundation managers <input type="checkbox"/> \$ _____		
e Enter the reimbursement (if any) paid by the foundation during the year for political expenditure tax imposed on foundation managers <input type="checkbox"/> \$ _____		
2 Has the foundation engaged in any activities that have not previously been reported to the IRS? . . . . . If "Yes," attach a detailed description of the activities		X
3 Has the foundation made any changes, not previously reported to the IRS, in its governing instrument, articles of incorporation, or bylaws, or other similar instruments? If "Yes," attach a conformed copy of the changes . . . . .		X
4a Did the foundation have unrelated business gross income of \$1,000 or more during the year? . . . . .		X
b If "Yes," has it filed a tax return on Form 990-T for this year? . . . . .		X
5 Was there a liquidation, termination, dissolution, or substantial contraction during the year? . . . . . If "Yes," attach the statement required by General Instruction T		X
6 Are the requirements of section 508(e) (relating to sections 4941 through 4945) satisfied either • By language in the governing instrument, or • By state legislation that effectively amends the governing instrument so that no mandatory directions that conflict with the state law remain in the governing instrument? . . . . .	X	
7 Did the foundation have at least \$5,000 in assets at any time during the year? If "Yes," complete Part II, col. (c), and Part XV	X	
8a Enter the states to which the foundation reports or with which it is registered (see instructions) <input type="checkbox"/> WI		
b If the answer is "Yes" to line 7, has the foundation furnished a copy of Form 990-PF to the Attorney General (or designate) of each state as required by General Instruction G? If "No," attach explanation . . . . .	X	
9 Is the foundation claiming status as a private operating foundation within the meaning of section 4942(j)(3) or 4942(j)(5) for calendar year 2014 or the taxable year beginning in 2014 (see instructions for Part XIV)? If "Yes," complete Part XIV . . . . .		X
10 Did any persons become substantial contributors during the tax year? If "Yes," attach a schedule listing their names and addresses . . . . .		X

Form 990-PF (2014)



**Part VII-B Statements Regarding Activities for Which Form 4720 May Be Required (continued)**

**5a** During the year did the foundation pay or incur any amount to:

(1) Carry on propaganda, or otherwise attempt to influence legislation (section 4945(e))? ☐ Yes ☒ No

(2) Influence the outcome of any specific public election (see section 4955); or to carry on, directly or indirectly, any voter registration drive? ☐ Yes ☒ No

(3) Provide a grant to an individual for travel, study, or other similar purposes? ☐ Yes ☒ No

(4) Provide a grant to an organization other than a charitable, etc., organization described in section 4945(d)(4)(A)? (see instructions). ☐ Yes ☒ No

(5) Provide for any purpose other than religious, charitable, scientific, literary, or educational purposes, or for the prevention of cruelty to children or animals? ☐ Yes ☒ No

**b** If any answer is "Yes" to 5a(1)-(5), did any of the transactions fail to qualify under the exceptions described in Regulations section 53.4945 or in a current notice regarding disaster assistance (see instructions)? ☐ **5b**

Organizations relying on a current notice regarding disaster assistance check here ☐

**c** If the answer is "Yes" to question 5a(4), does the foundation claim exemption from the tax because it maintained expenditure responsibility for the grant? ☐ Yes ☐ No

If "Yes," attach the statement required by Regulations section 53.4945-5(d).

**6a** Did the foundation, during the year, receive any funds, directly or indirectly, to pay premiums on a personal benefit contract? ☐ Yes ☒ No

**b** Did the foundation, during the year, pay premiums, directly or indirectly, on a personal benefit contract? ☐ **6b** X

If "Yes" to 6b, file Form 8870

**7a** At any time during the tax year, was the foundation a party to a prohibited tax shelter transaction? ☐ Yes ☒ No

**b** If "Yes," did the foundation receive any proceeds or have any net income attributable to the transaction? ☐ **7b**

**Part VIII Information About Officers, Directors, Trustees, Foundation Managers, Highly Paid Employees, and Contractors****1 List all officers, directors, trustees, foundation managers and their compensation (see instructions).**

(a) Name and address	(b) Title, and average hours per week devoted to position	(c) Compensation (If not paid, enter -0-)	(d) Contributions to employee benefit plans and deferred compensation	(e) Expense account, other allowances
JPMORGAN CHASE BANK, NA 10 S. DEARBORN, IL1-0117, CHICAGO, IL 60603-2300	TRUSTEE 40	17,358.	-0-	-0-

**2 Compensation of five highest-paid employees (other than those included on line 1 - see instructions). If none, enter "NONE."**

(a) Name and address of each employee paid more than \$50,000	(b) Title, and average hours per week devoted to position	(c) Compensation	(d) Contributions to employee benefit plans and deferred compensation	(e) Expense account, other allowances
NONE		NONE	NONE	NONE

**Total number of other employees paid over \$50,000** ☐ **NONE**

Form 990-PF (2014)

**Part VIII Information About Officers, Directors, Trustees, Foundation Managers, Highly Paid Employees, and Contractors** (continued)**3 Five highest-paid independent contractors for professional services** (see instructions). If none, enter "NONE."

(a) Name and address of each person paid more than \$50,000	(b) Type of service	(c) Compensation
NONE		NONE
Total number of others receiving over \$50,000 for professional services . . . . .		NONE

**Part IX-A Summary of Direct Charitable Activities**

List the foundation's four largest direct charitable activities during the tax year. Include relevant statistical information such as the number of organizations and other beneficiaries served, conferences convened, research papers produced, etc	Expenses
1 NONE	
2	
3	
4	

**Part IX-B Summary of Program-Related Investments** (see instructions)

Describe the two largest program-related investments made by the foundation during the tax year on lines 1 and 2	Amount
1 NONE	
2	
All other program-related investments See instructions	
3 NONE	
Total. Add lines 1 through 3 . . . . .	

Form 990-PF (2014)



**Part X Minimum Investment Return** (All domestic foundations must complete this part. Foreign foundations, see instructions.)

<b>1</b>	Fair market value of assets not used (or held for use) directly in carrying out charitable, etc., purposes:		
<b>a</b>	Average monthly fair market value of securities . . . . .	<b>1a</b>	1,906,474.
<b>b</b>	Average of monthly cash balances . . . . .	<b>1b</b>	149,457.
<b>c</b>	Fair market value of all other assets (see instructions). . . . .	<b>1c</b>	NONE
<b>d</b>	<b>Total</b> (add lines 1a, b, and c) . . . . .	<b>1d</b>	2,055,931.
<b>e</b>	Reduction claimed for blockage or other factors reported on lines 1a and 1c (attach detailed explanation) . . . . .	<b>1e</b>	
<b>2</b>	Acquisition indebtedness applicable to line 1 assets . . . . .	<b>2</b>	NONE
<b>3</b>	Subtract line 2 from line 1d . . . . .	<b>3</b>	2,055,931.
<b>4</b>	Cash deemed held for charitable activities. Enter 1 1/2% of line 3 (for greater amount, see instructions). . . . .	<b>4</b>	30,839.
<b>5</b>	<b>Net value of noncharitable-use assets.</b> Subtract line 4 from line 3. Enter here and on Part V, line 4 . . . . .	<b>5</b>	2,025,092.
<b>6</b>	<b>Minimum investment return.</b> Enter 5% of line 5 . . . . .	<b>6</b>	101,255.

**Part XI Distributable Amount** (see instructions) (Section 4942(j)(3) and (j)(5) private operating foundations and certain foreign organizations check here ☐ and do not complete this part )

<b>1</b>	Minimum investment return from Part X, line 6 . . . . .	<b>1</b>	101,255.
<b>2a</b>	Tax on investment income for 2014 from Part VI, line 5 . . . . .	<b>2a</b>	1,072.
<b>b</b>	Income tax for 2014. (This does not include the tax from Part VI.) . . . . .	<b>2b</b>	
<b>c</b>	Add lines 2a and 2b . . . . .	<b>2c</b>	1,072.
<b>3</b>	Distributable amount before adjustments. Subtract line 2c from line 1 . . . . .	<b>3</b>	100,183.
<b>4</b>	Recoveries of amounts treated as qualifying distributions . . . . .	<b>4</b>	NONE
<b>5</b>	Add lines 3 and 4 . . . . .	<b>5</b>	100,183.
<b>6</b>	Deduction from distributable amount (see instructions). . . . .	<b>6</b>	NONE
<b>7</b>	<b>Distributable amount</b> as adjusted. Subtract line 6 from line 5. Enter here and on Part XIII, line 1 . . . . .	<b>7</b>	100,183.

**Part XII Qualifying Distributions** (see instructions)

<b>1</b>	Amounts paid (including administrative expenses) to accomplish charitable, etc., purposes:		
<b>a</b>	Expenses, contributions, gifts, etc. - total from Part I, column (d), line 26 . . . . .	<b>1a</b>	98,589.
<b>b</b>	Program-related investments - total from Part IX-B . . . . .	<b>1b</b>	
<b>2</b>	Amounts paid to acquire assets used (or held for use) directly in carrying out charitable, etc., purposes . . . . .	<b>2</b>	NONE
<b>3</b>	Amounts set aside for specific charitable projects that satisfy the:		
<b>a</b>	Suitability test (prior IRS approval required) . . . . .	<b>3a</b>	NONE
<b>b</b>	Cash distribution test (attach the required schedule) . . . . .	<b>3b</b>	NONE
<b>4</b>	<b>Qualifying distributions.</b> Add lines 1a through 3b. Enter here and on Part V, line 8, and Part XIII, line 4 . . . . .	<b>4</b>	98,589.
<b>5</b>	Foundations that qualify under section 4940(e) for the reduced rate of tax on net investment income. Enter 1% of Part I, line 27b (see instructions) . . . . .	<b>5</b>	N/A
<b>6</b>	<b>Adjusted qualifying distributions.</b> Subtract line 5 from line 4 . . . . .	<b>6</b>	98,589.

**Note.** The amount on line 6 will be used in Part V, column (b), in subsequent years when calculating whether the foundation qualifies for the section 4940(e) reduction of tax in those years.

**Part XIII Undistributed Income** (see instructions)

	(a) Corpus	(b) Years prior to 2013	(c) 2013	(d) 2014
<b>1</b> Distributable amount for 2014 from Part XI, line 7 . . . . .				100,183.
<b>2</b> Undistributed income, if any, as of the end of 2014				
<b>a</b> Enter amount for 2013 only . . . . .			94,240.	
<b>b</b> Total for prior years 20 <u>12</u> , 20 <u>  </u> , 20 <u>  </u> . . . . .		NONE		
<b>3</b> Excess distributions carryover, if any, to 2014				
<b>a</b> From 2009 . . . . .	NONE			
<b>b</b> From 2010 . . . . .	NONE			
<b>c</b> From 2011 . . . . .	NONE			
<b>d</b> From 2012 . . . . .	NONE			
<b>e</b> From 2013 . . . . .	NONE			
<b>f</b> Total of lines 3a through e . . . . .	NONE			
<b>4</b> Qualifying distributions for 2014 from Part XII, line 4 ▶ \$ <u>98,589.</u>				
<b>a</b> Applied to 2013, but not more than line 2a . . . . .			94,240.	
<b>b</b> Applied to undistributed income of prior years (Election required - see instructions) . . . . .		NONE		
<b>c</b> Treated as distributions out of corpus (Election required - see instructions) . . . . .	NONE			
<b>d</b> Applied to 2014 distributable amount . . . . .				4,349.
<b>e</b> Remaining amount distributed out of corpus . . . . .	NONE			
<b>5</b> Excess distributions carryover applied to 2014 . . . . . (If an amount appears in column (d), the same amount must be shown in column (a) )	NONE			NONE
<b>6</b> Enter the net total of each column as indicated below:				
<b>a</b> Corpus. Add lines 3f, 4c, and 4e. Subtract line 5 . . . . .	NONE			
<b>b</b> Prior years' undistributed income. Subtract line 4b from line 2b . . . . .		NONE		
<b>c</b> Enter the amount of prior years' undistributed income for which a notice of deficiency has been issued, or on which the section 4942(a) tax has been previously assessed . . . . .		NONE		
<b>d</b> Subtract line 6c from line 6b. Taxable amount - see instructions . . . . .		NONE		
<b>e</b> Undistributed income for 2013. Subtract line 4a from line 2a. Taxable amount - see instructions . . . . .				
<b>f</b> Undistributed income for 2014. Subtract lines 4d and 5 from line 1. This amount must be distributed in 2015 . . . . .				95,834.
<b>7</b> Amounts treated as distributions out of corpus to satisfy requirements imposed by section 170(b)(1)(F) or 4942(g)(3) (Election may be required - see instructions) . . . . .	NONE			
<b>8</b> Excess distributions carryover from 2009 not applied on line 5 or line 7 (see instructions) . . . . .	NONE			
<b>9</b> Excess distributions carryover to 2015. Subtract lines 7 and 8 from line 6a . . . . .	NONE			
<b>10</b> Analysis of line 9				
<b>a</b> Excess from 2010 . . . . .	NONE			
<b>b</b> Excess from 2011 . . . . .	NONE			
<b>c</b> Excess from 2012 . . . . .	NONE			
<b>d</b> Excess from 2013 . . . . .	NONE			
<b>e</b> Excess from 2014 . . . . .	NONE			

**Part XIV Private Operating Foundations** (see instructions and Part VII-A, question 9)

NOT APPLICABLE

**1a** If the foundation has received a ruling or determination letter that it is a private operating foundation, and the ruling is effective for 2014, enter the date of the ruling . . . . . ▶

**b** Check box to indicate whether the foundation is a private operating foundation described in section 4942(j)(3) or 4942(j)(5)

	Tax year	Prior 3 years			(e) Total
	(a) 2014	(b) 2013	(c) 2012	(d) 2011	
<b>2a</b> Enter the lesser of the adjusted net income from Part I or the minimum investment return from Part X for each year listed . . . . .					
<b>b</b> 85% of line 2a . . . . .					
<b>c</b> Qualifying distributions from Part XII, line 4 for each year listed . . . . .					
<b>d</b> Amounts included in line 2c not used directly for active conduct of exempt activities . . . . .					
<b>e</b> Qualifying distributions made directly for active conduct of exempt activities. Subtract line 2d from line 2c . . . . .					
<b>3</b> Complete 3a, b, or c for the alternative test relied upon					
<b>a</b> "Assets" alternative test - enter					
<b>(1)</b> Value of all assets . . . . .					
<b>(2)</b> Value of assets qualifying under section 4942(j)(3)(B)(i). . . . .					
<b>b</b> "Endowment" alternative test - enter 2/3 of minimum investment return shown in Part X, line 6 for each year listed . . . . .					
<b>c</b> "Support" alternative test - enter					
<b>(1)</b> Total support other than gross investment income (interest, dividends, rents, payments on securities loans (section 512(a)(5)), or royalties). . . . .					
<b>(2)</b> Support from general public and 5 or more exempt organizations as provided in section 4942(j)(3)(B)(iii). . . . .					
<b>(3)</b> Largest amount of support from an exempt organization. . . . .					
<b>(4)</b> Gross investment income . . . . .					

**Part XV Supplementary Information** (Complete this part only if the foundation had \$5,000 or more in assets at any time during the year - see instructions.)**1 Information Regarding Foundation Managers:**

**a** List any managers of the foundation who have contributed more than 2% of the total contributions received by the foundation before the close of any tax year (but only if they have contributed more than \$5,000). (See section 507(d)(2).)

N/A

**b** List any managers of the foundation who own 10% or more of the stock of a corporation (or an equally large portion of the ownership of a partnership or other entity) of which the foundation has a 10% or greater interest.

N/A

**2 Information Regarding Contribution, Grant, Gift, Loan, Scholarship, etc., Programs:**

Check here ☒ if the foundation only makes contributions to preselected charitable organizations and does not accept unsolicited requests for funds. If the foundation makes gifts, grants, etc. (see instructions) to individuals or organizations under other conditions, complete items 2a, b, c, and d.

**a** The name, address, and telephone number or e-mail address of the person to whom applications should be addressed:

**b** The form in which applications should be submitted and information and materials they should include:

**c** Any submission deadlines:

**d** Any restrictions or limitations on awards, such as by geographical areas, charitable fields, kinds of institutions, or other factors:

**Part XV** Supplementary Information (continued)**3 Grants and Contributions Paid During the Year or Approved for Future Payment**

Recipient Name and address (home or business)	If recipient is an individual, show any relationship to any foundation manager or substantial contributor	Foundation status of recipient	Purpose of grant or contribution	Amount
<b>a Paid during the year</b>				
RAWHIDE BOYS RANCH E7475 RAWHIDE RD NEW LONDON WI 54961	NONE	PC	GENERAL	25,000.
ALDO LEOPOLD NATURE CENTER 330 FEMRITE DRIVE MONONA WI 53716	NONE	PC	GENERAL	20,000.
JANESVILLE PERFORMING ARTS CENTER 408 S MAIN ST JANESVILLE WI 53545	NONE	PC	GENERAL	15,000.
YMCA OF NORTHERN ROCK COUNTY 221 DODGE ST JANESVILLE WI 53548	NONE	PC	GENERAL	9,100.
CHILDREN'S HOSPITAL OF WISCONSIN * MILWAUKEE WI 53226	NONE	PC	GENERAL	11,650.
HOPE CENTER INC * DENVER CO 80205	NONE	PC	GENERAL	10,000.
LITERACY GREEN BAY * GREEN BAY WI 54301	NONE	PC	GENERAL	3,500.
<b>Total</b> . . . . .			<b>3a</b>	<b>94,250.</b>
<b>b Approved for future payment</b>				
<b>Total</b> . . . . .			<b>3b</b>	

**Part XVI-A Analysis of Income-Producing Activities**

Enter gross amounts unless otherwise indicated.

	Unrelated business income		Excluded by section 512, 513, or 514		(e) Related or exempt function income (See instructions)
	(a) Business code	(b) Amount	(c) Exclusion code	(d) Amount	
1 Program service revenue					
a _____					
b _____					
c _____					
d _____					
e _____					
f _____					
g Fees and contracts from government agencies					
2 Membership dues and assessments . . . . .					
3 Interest on savings and temporary cash investments					
4 Dividends and interest from securities . . . . .			14	43,464.	
5 Net rental income or (loss) from real estate					
a Debt-financed property . . . . .					
b Not debt-financed property . . . . .					
6 Net rental income or (loss) from personal property .					
7 Other investment income . . . . .					
8 Gain or (loss) from sales of assets other than inventory			18	23,562.	
9 Net income or (loss) from special events . . . . .					
10 Gross profit or (loss) from sales of inventory . .					
11 Other revenue a _____					
b DEFERRED INCOME			14		
c _____					
d _____					
e _____					
12 Subtotal. Add columns (b), (d), and (e) . . . . .				67,026.	
13 Total. Add line 12, columns (b), (d), and (e) . . . . .			13	67,026.	

(See worksheet in line 13 instructions to verify calculations.)

**Part XVI-B Relationship of Activities to the Accomplishment of Exempt Purposes**

Line No. Explain below how each activity for which income is reported in column (e) of Part XVI-A contributed importantly to the accomplishment of the foundation's exempt purposes (other than by providing funds for such purposes). (See instructions.)



NOT APPLICABLE



FORM 990PF, PART I - TAXES  
=====

DESCRIPTION -----	REVENUE AND EXPENSES PER BOOKS -----	NET INVESTMENT INCOME -----
FEDERAL TAX PAYMENT - PRIOR YE	2,600.	
FEDERAL ESTIMATES - INCOME	500.	
FOREIGN TAXES ON QUALIFIED FOR	334.	334.
FOREIGN TAXES ON NONQUALIFIED	81.	81.
	-----	-----
TOTALS	3,515.	415.
	=====	=====

FORM 990PF, PART III - OTHER DECREASES IN NET WORTH OR FUND BALANCES  
=====

DESCRIPTION -----	AMOUNT -----
PRIOR PERIOD ADJUSTMENT	3.
ADJUSTMENT TO BASIS	16.
	-----
TOTAL	19.
	=====





BURMESTER CHARITABLE TRUST ACCT. R71891007  
As of 7/31/15

## Account Summary

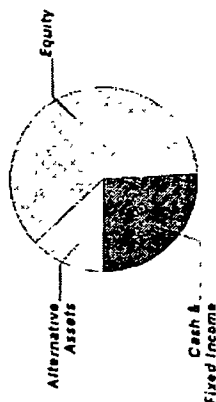
### PRINCIPAL

Asset Allocation	Beginning Market Value	Ending Market Value	Change In Value	Estimated Annual Income	Current Allocation
Equity	1,149,023.23	1,223,701.78	74,678.55	22,537.07	61%
Alternative Assets	338,151.51	252,585.19	(85,566.32)	5,443.61	13%
Cash & Fixed Income	547,535.37	505,766.23	(41,769.14)	12,630.62	26%
<b>Market Value</b>	<b>\$2,034,710.11</b>	<b>\$1,982,053.20</b>	<b>(\$52,656.91)</b>	<b>\$40,611.30</b>	<b>100%</b>

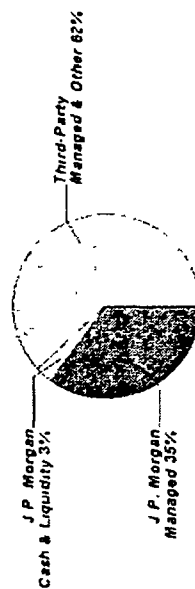
### INCOME

Cash Position	Beginning Market Value	Ending Market Value	Change In Value
Cash Balance	815.43	2,464.03	1,648.60
Accruals	665.63	0.00	(665.63)
<b>Market Value</b>	<b>\$1,481.06</b>	<b>\$2,464.03</b>	<b>\$982.97</b>

### Asset Allocation



### Manager Allocation \*



\* J.P. Morgan Managed includes (to the extent permitted under applicable law) mutual funds, other registered funds and hedge funds managed by J.P. Morgan and structured products issued by J.P. Morgan. J.P. Morgan Cash & Liquidity Funds includes cash, J.P. Morgan deposit sweeps and J.P. Morgan money market mutual funds. Third-Party Managed & Other includes mutual funds, exchange traded funds, hedge funds, and separately managed accounts managed by parties other than J.P. Morgan, structured products and exchange traded notes issued by parties other than J.P. Morgan, and other investments not managed or issued by J.P. Morgan. See important information about investment principles and conflicts in the disclosures section.



BURMESTER CHARITABLE TRUST ACCT. R71891007  
As of 7/31/15



216407388803100752393  
217407301000100054393

## Account Summary CONTINUED

Cost Summary	Cost
Equity	952,998.34
Cash & Fixed Income	502,089.00
<b>Total</b>	<b>\$1,455,087.34</b>

J.P.Morgan



BURMESTER CHARITABLE TRUST ACCT. R71891007  
As of 7/31/15

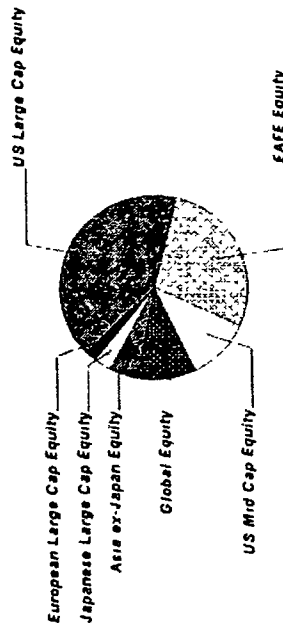
## Equity Summary

Asset Categories	Beginning Market Value	Ending Market Value	Change In Value	Current Allocation
US Large Cap Equity	425,053.55	515,662.94	90,609.29	25%
US Mid Cap Equity	134,134.98	132,273.24	(1,861.74)	7%
EAFE Equity	392,637.93	331,930.26	(60,707.67)	17%
European Large Cap Equity	40,955.04	20,671.66	(20,283.38)	1%
Japanese Large Cap Equity	21,863.44	41,293.71	19,430.27	2%
Asia ex-Japan Equity	69,209.83	56,220.93	(12,988.90)	3%
Global Equity	65,168.36	125,649.04	60,480.68	6%
<b>Total Value</b>	<b>\$1,149,023.23</b>	<b>\$1,223,701.78</b>	<b>\$74,678.55</b>	<b>61%</b>

### Market Value/Cost

	Current Period Value
Market Value	1,223,701.78
Tax Cost	952,998.34
Unrealized Gain/Loss	270,703.44
Estimated Annual Income	22,537.07
Yield	1.84%

### Asset Categories



Equity as a percentage of your portfolio - 61 %



BURMESTER CHARITABLE TRUST ACCT. R71891007  
As of 7/31/15



216407388803100752394  
217407301000100054394

Note P indicates position adjusted for Pending Trade Activity.

## Equity Detail

	Price	Quantity	Value	Adjusted Tax Cost Original Cost	Unrealized Gain/Loss	Est Annual Inc. Accrued Div	Yield
<b>US Large Cap Equity</b>							
FMI LARGE CAP FUND	21.90	1,925.530	42,169.11	20,969.02	21,200.09	350.44	0.83%
LARGE CAP FD							
302933-20-5 FMIH X							
JPM LARGE CAP GRWTH FD - SEL	38.56	1,041.135	40,146.17	22,675.92	17,470.25		
FUND 3118							
4812C0-53-0 SEEG X							
JPM US LARGE CAP CORE PLUS FD - SEL	30.45	3,163.782	96,337.16	60,325.80	36,011.36	607.44	0.63%
FUND 1002							
4812A2-38-9 JLPS X							
SPDR S&P 500 ETF TRUST	210.50	1,601.000	337,010.50	277,414.70	59,595.80	6,460.03	1.92%
78462F-10-3 SPY							
Total US Large Cap Equity			\$515,662.94	\$381,385.44	\$134,277.50	\$7,417.91	1.44%
<b>US Mid Cap Equity</b>							
ISHARES CORE S&P MID-CAP ETF	150.01	355.000	53,253.55	28,651.52	24,602.03	734.14	1.38%
464287-50-7 IJH							
JPM MID CAP EQ FD - SEL	48.33	792.584	38,305.58	27,144.48	11,161.10	92.73	0.24%
FUND 689							
4812A1-26-6 VSNG X							

J.P.Morgan

Page 5 of 13



BURNFESTER CHARITABLE TRUST ACCT. R71891007  
As of 7/31/15

	Price	Quantity	Value	Adjusted Tax Cost Original Cost	Unrealized Gain/Loss	Est. Annual Inc. Accrued Div	Yield
<b>US Mid Cap Equity</b>							
JPM MKT EXP ENH INDEX FD - SEL FUND 3708	13.07	3,115,081	40,714.11	20,154.58	20,559.53	401.84	0.99%
4812C1-63-7 PGMI X							
Total US Mid Cap Equity			\$132,273.24	\$75,950.58	\$56,322.66	\$1,228.71	0.93%
<b>EAFE Equity</b>							
ARTISAN INTL VALUE FUND - ADV 04314H-66-7 APDK X	35.71	1,638,093	58,496.30	38,665.92	19,830.38		
DEUTSCHE XTRAC MSCI EAFE HEDGE FD 233051-20-0 DBEF	29.62	2,802,000	82,995.24	83,077.19	(81.95)	4,990.36	6.01%
ISHARES MSCI EAFE INDEX FUND 454287-46-5 EFA	64.78	958,000	62,059.24	57,723.90	4,335.34	1,624.76	2.62%
MFS INTL VALUE-I 55273E-82-2 MINI X	37.76	1,695,729	64,030.73	42,279.51	21,751.22	1,304.01	2.04%
OAKMARK INTERNATIONAL FD-I 413838-20-2 OAKI X	24.81	2,593,662	64,348.75	63,907.83	440.92	1,309.79	2.04%
Total EAFE Equity			\$331,930.26	\$285,654.35	\$46,275.91	\$9,228.92	2.78%
<b>European Large Cap Equity</b>							
P VANGUARD FTSE EUROPE ETF 922042-87-4 VGK	55.42	373,000	20,671.66	20,498.37	173.29	654.24	3.16%



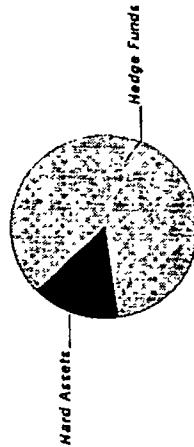
BURMESTER CHARITABLE TRUST ACCT. R71891007  
As of 7/31/15

	Price	Quantity	Value	Adjusted Tax Cost Original Cost	Unrealized Gain/Loss	Est. Annual Inc Accrued Div.	Yield
<b>Japanese Large Cap Equity</b>							
BROWN ADV JAPAN ALPHA OPP-IS 115233-57-9 BAFJ X	12 91	3,198 583	41,293 71	35,016 00	6,277 71	1,628.07	3.94 %
<b>Asia ex-Japan Equity</b>							
ABERDEEN ASIA-PAC XJ-INST EQUITY FUND - INSTITUTIONAL SERVICE SHARES 003021-69-8 AAPJ X	11 23	1,841 975	20,685 38	19,451 25	1,234.13	355.50	1.72 %
MATTHEWS PACIFIC TIGER FD-IS 577130-83-4 MIPT X	27 25	1,304 057	35,535 55	22,378 98	13,156 57	233.42	0.66 %
<b>Total Asia ex-Japan Equity</b>			<b>\$56,220.93</b>	<b>\$41,830.23</b>	<b>\$14,390.70</b>	<b>\$588.92</b>	<b>1.05 %</b>
<b>Global Equity</b>							
JPM GLBL RES ENH INDEX FD - SEL FUND 3457 46637K-51-3 JEIT X	19 16	6 557 883	125,649 04	112,663.37	12,985.67	1,790 30	1 42 %

J.P.Morgan

## Alternative Assets Summary

Asset Categories	Beginning Estimated Value	Ending Estimated Value	Change In Value	Current Allocation	Asset Categories
Hedge Funds	273,058 10	214,793 19	(58,264.91)	11%	
Hard Assets	55,093 41	37,792 00	(27,301.41)	2%	
<b>Total Value</b>	<b>\$338,151.51</b>	<b>\$252,585.19</b>	<b>(\$85,566.32)</b>	<b>13%</b>	



Alternative Assets as a percentage of your portfolio - 13 %

## Alternative Assets Detail

	Price	Quantity	Estimated Value	Cost
<b>Hedge Funds</b>				
EQUINOX FDS TR	11 11	3,287.324	36,522 17	35 202 79
EQNX CB STGY I				
29446A-81-9 EBSI X				
<b>GATEWAY FUND-Y</b>				
367829-88-4 GTEY X	30.20	1,363 920	41,190 38	36,663 91



BURMESTER CHARITABLE TRUST ACCT. R71891007  
As of 7/31/15

	Price	Quantity	Estimated Value	Cost
<b>Hedge Funds</b>				
GOTHAM ABSOLUTE RETURN FUND 360873-13-7 GARI X	12 96	2,985 762	38,695.48	39,905 00
INV BALANCED-RISK ALLOC-Y 00141V-69-7 ABRY X	11.66	3,378 220	39,390 05	40,709 36
PIMCO UNCONSTRAINED BOND-P 72201M-45-3 PUCP X	11 12	3,482.485	38,725.23	39,898 16
PRUDENTIAL INVT PORTFOLIOS 9 PRU ABRTN FD Z 74441J-82-9 PADZ X	9 62	2,107 056	20,269 88	20,944.00
<b>Total Hedge Funds</b>			<b>\$214,793.19</b>	<b>\$213,323.22</b>

	Price	Quantity	Estimated Value	Cost	Est. Annual Income Accrued Income
<b>Hard Assets</b>					
CREDIT SUISSE COMMODITY RETURN STRATEGY FUND 22544R-30-5 CRSO X	5.26	7,184 790	37,792 00	41,097.00	

J.P.Morgan

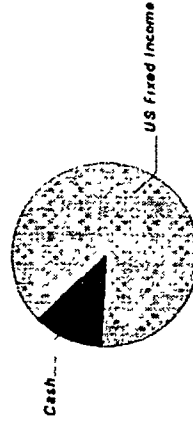
Page 9 of 13



## Cash & Fixed Income Summary

Asset Categories	Beginning Market Value	Ending Market Value	Change In Value	Current Allocation
Cash	90,289.67	57,822.43	(32,467.24)	3%
US Fixed Income	457,245.70	447,943.80	(9,301.90)	23%
<b>Total Value</b>	<b>\$547,535.37</b>	<b>\$505,766.23</b>	<b>(\$41,769.14)</b>	<b>26%</b>

Market Value/Cost	Current Period Value
Market Value	505,766.23
Tax Cost	502,089.00
Unrealized Gain/Loss	3,677.23
Estimated Annual Income	12,630.62
Yield	2.49%



### SUMMARY BY MATURITY

Cash & Fixed Income	Market Value	% of Bond Portfolio
0-6 months <sup>1</sup>	505,766.23	100%

<sup>1</sup> The years indicate the number of years until the bond is scheduled to mature based on the statement end date. Some bonds may be called, or paid in full, before their stated maturity.

### SUMMARY BY TYPE

Cash & Fixed Income	Market Value	% of Bond Portfolio
Cash	57,822.43	11%
Mutual Funds	447,943.80	89%
<b>Total Value</b>	<b>\$505,766.23</b>	<b>100%</b>

Cash & Fixed Income as a percentage of your portfolio - 26 %



BURMESTER CHARITABLE TRUST ACCT. R71891007  
As of 7/31/15

Note: <sup>1</sup> This is the Annual Percentage Yield (APY) which is the rate earned if balances remain on deposit for a full year with compounding, there is no change in the interest rate and all interest is left in the account.

## Cash & Fixed Income Detail

	Price	Quantity	Value	Adjusted Tax Cost		Unrealized Gain/Loss	Est Annual Income		Yield
				Original Cost			Accrued Interest		
Cash									
US DOLLAR PRINCIPAL	1 00	64,144.58	64,144.58	64,144.58			19.24		0.03 % <sup>1</sup>
COST OF PENDING PURCHASES	1 00	(6,322.15)	(6,322.15)	(6,322.15)					
Total Cash			\$57,822.43	\$57,822.43		\$0.00	\$19.24		0.03 %
US Fixed Income									
DODGE & COX INCOME FUND 256210-10-5	13 64	2,930.84	39,976.71	39,244.00		732.71	1,075.61		2.69 %
JPM STRAT INC OPP FD - SEL FUND 3844 4812A4-35-1	11 60	3,553.56	41,221.25	36,484.37		4,736.88	977.22		2.37 %
JPM CORE BD FD - SEL FUND 3720 4812C0-38-1	11 70	12,394.91	145,020.44	144,245.00		775.44	3,396.20		2.34 %
JPM HIGH YIELD FD - SEL FUND 3580 4812C0-80-3	7.50	4,729.34	35,470.02	36,102.58		(632.56)	1,967.40		5.55 %
JPM SHORT DURATION BD FD - SEL FUND 3133 4812C1-33-0	10.89	5,682.83	61,886.01	60,547.00		1,339.01	568.28		0.92 %

J.P.Morgan



BURMESTER CHARITABLE TRUST ACCT. R71891007  
As of 7/31/15

	Price	Quantity	Value	Adjusted Tax Cost Original Cost	Unrealized Gain/Loss	Est Annual Income Accrued Interest	Yield
US Fixed Income							
JPM UNCONSTRAINED DEBT FD - SELECT FUND 2130 48121A-29-0	9.87	4,170.92	41,166.98	42,168.00	(1,001.02)	2,248.12	5.46 %
JPM INFLATION MGD BD FD - SEL FUND 2037 48121A-56-3	10.21	4,013.35	40,976.29	42,496.62	(1,520.33)	541.80	1.32 %
DOUBLELINE TOTAL RET BD-I 258620-10-3	10.92	3,866.86	42,226.10	42,979.00	(752.90)	1,836.75	4.35 %
Total US Fixed Income			\$447,943.80	\$444,266.57	\$3,677.23	\$12,611.38	2.81 %