



See a Social Security Number? Say Something!
Report Privacy Problems to <https://public.resource.org/privacy>
Or call the IRS Identity Theft Hotline at 1-800-908-4490



Form **990-PF**

Department of the Treasury
Internal Revenue Service

Return of Private Foundation

or Section 4947(a)(1) Trust Treated as Private Foundation

▶ Do not enter social security numbers on this form as it may be made public.

▶ Information about Form 990-PF and its instructions is at www.irs.gov/form990pf.



OMB No 1545-0052


2014


Open to Public Inspection

For calendar year 2014, or tax year beginning 07-01-2014 , and ending 06-30-2015

Name of foundation THE PAUL MISERLIAN FOUNDATION OF FINDLAY AREA YOUTH FOR CHRIST		A Employer identification number 34-1969366	
Number and street (or P O box number if mail is not delivered to street address) 10111 US RT 224 W		Room/suite	B Telephone number (see instructions) (419) 365-7006
City or town, state or province, country, and ZIP or foreign postal code FINDLAY, OH 45840		C If exemption application is pending, check here <input type="checkbox"/>	
G Check all that apply <input type="checkbox"/> Initial return <input type="checkbox"/> Initial return of a former public charity <input type="checkbox"/> Final return <input type="checkbox"/> Amended return <input type="checkbox"/> Address change <input type="checkbox"/> Name change		D 1. Foreign organizations, check here <input type="checkbox"/> 2. Foreign organizations meeting the 85% test, check here and attach computation <input type="checkbox"/>	
H Check type of organization <input checked="" type="checkbox"/> Section 501(c)(3) exempt private foundation <input type="checkbox"/> Section 4947(a)(1) nonexempt charitable trust <input type="checkbox"/> Other taxable private foundation		E If private foundation status was terminated under section 507(b)(1)(A), check here <input type="checkbox"/>	
I Fair market value of all assets at end of year (from Part II, col. (c), line 16)▶\$ 356,558		F If the foundation is in a 60-month termination under section 507(b)(1)(B), check here <input type="checkbox"/>	
J Accounting method <input checked="" type="checkbox"/> Cash <input type="checkbox"/> Accrual <input type="checkbox"/> Other (specify) _____ (Part I, column (d) must be on cash basis.)			

Part I Analysis of Revenue and Expenses <i>(The total of amounts in columns (b), (c), and (d) may not necessarily equal the amounts in column (a) (see instructions))</i>		(a) Revenue and expenses per books	(b) Net investment income	(c) Adjusted net income	(d) Disbursements for charitable purposes (cash basis only)
Revenue	1 Contributions, gifts, grants, etc , received (attach schedule)	1,000			
	2 Check <input checked="" type="checkbox"/> if the foundation is not required to attach Sch B				
	3 Interest on savings and temporary cash investments	938	938	938	
	4 Dividends and interest from securities.	8,332	8,332	8,332	
	5a Gross rents				
	b Net rental income or (loss) _____				
	6a Net gain or (loss) from sale of assets not on line 10 	8,066			
	b Gross sales price for all assets on line 6a <u>68,425</u>				
	7 Capital gain net income (from Part IV , line 2)		611		
	8 Net short-term capital gain				
	9 Income modifications				
	10a Gross sales less returns and allowances				
Operating and Administrative Expenses	b Less Cost of goods sold				
	c Gross profit or (loss) (attach schedule)				
	11 Other income (attach schedule)				
	12 Total. Add lines 1 through 11	18,336	9,881	9,270	
	13 Compensation of officers, directors, trustees, etc				
	14 Other employee salaries and wages				
	15 Pension plans, employee benefits				
	16a Legal fees (attach schedule)				
	b Accounting fees (attach schedule) 	910	91		819
	c Other professional fees (attach schedule) 	3,016	3,016		
	17 Interest				
	18 Taxes (attach schedule) (see instructions) 	510	420		90
	19 Depreciation (attach schedule) and depletion				
	20 Occupancy				
	21 Travel, conferences, and meetings				
	22 Printing and publications				
	23 Other expenses (attach schedule) 	203	20		183
	24 Total operating and administrative expenses.				
	Add lines 13 through 23	4,639	3,547		1,092
	25 Contributions, gifts, grants paid	20,793			20,793
	26 Total expenses and disbursements. Add lines 24 and 25	25,432	3,547		21,885
	27 Subtract line 26 from line 12				
	a Excess of revenue over expenses and disbursements	-7,096			
	b Net investment income (if negative, enter -0-)		6,334		
	c Adjusted net income (if negative, enter -0-)			9,270	

Part II Balance Sheets		Attached schedules and amounts in the description column should be for end-of-year amounts only (See instructions)	Beginning of year	End of year	
			(a) Book Value	(b) Book Value	(c) Fair Market Value
Assets	1	Cash—non-interest-bearing			
	2	Savings and temporary cash investments	5,544	6,102	6,102
	3	Accounts receivable ▶ _____ Less allowance for doubtful accounts ▶ _____			
	4	Pledges receivable ▶ _____ Less allowance for doubtful accounts ▶ _____			
	5	Grants receivable			
	6	Receivables due from officers, directors, trustees, and other disqualified persons (attach schedule) (see instructions)			
	7	Other notes and loans receivable (attach schedule) ▶ _____ Less allowance for doubtful accounts ▶ _____			
	8	Inventories for sale or use			
	9	Prepaid expenses and deferred charges			
	10a	Investments—U S and state government obligations (attach schedule)			
	b	Investments—corporate stock (attach schedule)	354,783 	350,456	350,456
	c	Investments—corporate bonds (attach schedule).			
	11	Investments—land, buildings, and equipment basis ▶ _____ Less accumulated depreciation (attach schedule) ▶ _____			
	12	Investments—mortgage loans			
	13	Investments—other (attach schedule)			
	14	Land, buildings, and equipment basis ▶ _____ Less accumulated depreciation (attach schedule) ▶ _____			
15	Other assets (describe ▶ _____)				
16	Total assets (to be completed by all filers—see the instructions Also, see page 1, item I)	360,327	356,558	356,558	
Liabilities	17	Accounts payable and accrued expenses			
	18	Grants payable			
	19	Deferred revenue			
	20	Loans from officers, directors, trustees, and other disqualified persons			
	21	Mortgages and other notes payable (attach schedule)			
	22	Other liabilities (describe ▶ _____)			
	23	Total liabilities (add lines 17 through 22)		0	
Net Assets or Fund Balances	Foundations that follow SFAS 117, check here ▶ <input type="checkbox"/> and complete lines 24 through 26 and lines 30 and 31.				
	24	Unrestricted			
	25	Temporarily restricted			
	26	Permanently restricted			
	Foundations that do not follow SFAS 117, check here ▶ <input checked="" type="checkbox"/> and complete lines 27 through 31.				
	27	Capital stock, trust principal, or current funds			
	28	Paid-in or capital surplus, or land, bldg , and equipment fund			
	29	Retained earnings, accumulated income, endowment, or other funds	360,327	356,558	
	30	Total net assets or fund balances (see instructions)	360,327	356,558	
31	Total liabilities and net assets/fund balances (see instructions) . . .	360,327	356,558		

Part III Analysis of Changes in Net Assets or Fund Balances		
1	Total net assets or fund balances at beginning of year—Part II, column (a), line 30 (must agree with end-of-year figure reported on prior year’s return)	1 360,327
2	Enter amount from Part I, line 27a	2 -7,096
3	Other increases not included in line 2 (itemize) ▶ 	3 3,327
4	Add lines 1, 2, and 3	4 356,558
5	Decreases not included in line 2 (itemize) ▶ _____	5
6	Total net assets or fund balances at end of year (line 4 minus line 5)—Part II, column (b), line 30 .	6 356,558

Part IV

Capital Gains and Losses for Tax on Investment Income

(a) List and describe the kind(s) of property sold (e g , real estate, 2-story brick warehouse, or common stock, 200 shs MLC Co)		(b) How acquired P—Purchase D—Donation	(c) Date acquired (mo , day, yr)	(d) Date sold (mo , day, yr)
1a				
(e) Gross sales price	(f) Depreciation allowed (or allowable)	(g) Cost or other basis plus expense of sale	(h) Gain or (loss) (e) plus (f) minus (g)	
a				
b				
c				
d				
e				
Complete only for assets showing gain in column (h) and owned by the foundation on 12/31/69			(i) Gains (Col (h) gain minus col (k), but not less than -0-) or Losses (from col (h))	
(i) F M V as of 12/31/69	(j) Adjusted basis as of 12/31/69	(k) Excess of col (i) over col (j), if any		
a				
b				
c				
d				
e				
2	Capital gain net income or (net capital loss) { If gain, also enter in Part I, line 7 If (loss), enter -0- in Part I, line 7 }		2	611
3	Net short-term capital gain or (loss) as defined in sections 1222(5) and (6) If gain, also enter in Part I, line 8, column (c) (see instructions) If (loss), enter -0- in Part I, line 8 }		3	

Part V

Qualification Under Section 4940(e) for Reduced Tax on Net Investment Income

(For optional use by domestic private foundations subject to the section 4940(a) tax on net investment income)

If section 4940(d)(2) applies, leave this part blank

Was the foundation liable for the section 4942 tax on the distributable amount of any year in the base period? ☐ Yes ☒ No

If "Yes," the foundation does not qualify under section 4940(e) Do not complete this part

1 Enter the appropriate amount in each column for each year, see instructions before making any entries

(a) Base period years Calendar year (or tax year beginning in)	(b) Adjusted qualifying distributions	(c) Net value of noncharitable-use assets	(d) Distribution ratio (col (b) divided by col (c))	
2013	11,044	339,841	0 032498	
2012	10,000	312,263	0 032024	
2011				
2010				
2009				
2	Total of line 1, column (d).		2	0 064522
3	Average distribution ratio for the 5-year base period—divide the total on line 2 by 5, or by the number of years the foundation has been in existence if less than 5 years		3	0 032261
4	Enter the net value of noncharitable-use assets for 2014 from Part X, line 5.		4	353,066
5	Multiply line 4 by line 3.		5	11,390
6	Enter 1% of net investment income (1% of Part I, line 27b).		6	63
7	Add lines 5 and 6.		7	11,453
8	Enter qualifying distributions from Part XII, line 4.		8	21,885
If line 8 is equal to or greater than line 7, check the box in Part VI, line 1b, and complete that part using a 1% tax rate See the Part VI instructions				

Part VI

Excise Tax Based on Investment Income (Section 4940(a), 4940(b), 4940(e), or 4948—see page 18 of the instructions)

1a		Exempt operating foundations described in section 4940(d)(2), check here <input type="checkbox"/> and enter "N/A" on line 1		1	63
Date of ruling or determination letter _____ (attach copy of letter if necessary—see instructions)					
b		Domestic foundations that meet the section 4940(e) requirements in Part V, check here <input checked="" type="checkbox"/> and enter 1% of Part I, line 27b		2	63
c		All other domestic foundations enter 2% of line 27b. Exempt foreign organizations enter 4% of Part I, line 12, col. (b).			
2		Tax under section 511 (domestic section 4947(a)(1) trusts and taxable foundations only. Others enter -0-)			
3		Add lines 1 and 2.		3	63
4		Subtitle A (income) tax (domestic section 4947(a)(1) trusts and taxable foundations only. Others enter -0-)		4	
5		Tax based on investment income. Subtract line 4 from line 3. If zero or less, enter -0-		5	63
6		Credits/Payments		7	
a		2014 estimated tax payments and 2013 overpayment credited to 2014			
b		Exempt foreign organizations—tax withheld at source			
c		Tax paid with application for extension of time to file (Form 8868)			
d		Backup withholding erroneously withheld		6d	
7		Total credits and payments. Add lines 6a through 6d.		7	
8		Enter any penalty for underpayment of estimated tax. Check here <input type="checkbox"/> if Form 2220 is attached.		8	
9		Tax due. If the total of lines 5 and 8 is more than line 7, enter amount owed		9	63
10		Overpayment. If line 7 is more than the total of lines 5 and 8, enter the amount overpaid.		10	
11		Enter the amount of line 10 to be Credited to 2015 estimated tax Refunded		11	

Part VII-A

Statements Regarding Activities

1a	During the tax year, did the foundation attempt to influence any national, state, or local legislation or did it participate or intervene in any political campaign?	1a	Yes	No
b	Did it spend more than \$100 during the year (either directly or indirectly) for political purposes (see Instructions for definition)? <i>If the answer is "Yes" to 1a or 1b, attach a detailed description of the activities and copies of any materials published or distributed by the foundation in connection with the activities.</i>	1b		No
c	Did the foundation file Form 1120-POL for this year?	1c		No
d	Enter the amount (if any) of tax on political expenditures (section 4955) imposed during the year: (1) On the foundation \$ _____ (2) On foundation managers \$ _____			
e	Enter the reimbursement (if any) paid by the foundation during the year for political expenditure tax imposed on foundation managers \$ _____			
2	Has the foundation engaged in any activities that have not previously been reported to the IRS? <i>If "Yes," attach a detailed description of the activities.</i>	2		No
3	Has the foundation made any changes, not previously reported to the IRS, in its governing instrument, articles of incorporation, or bylaws, or other similar instruments? <i>If "Yes," attach a conformed copy of the changes.</i>	3		No
4a	Did the foundation have unrelated business gross income of \$1,000 or more during the year?	4a		No
b	If "Yes," has it filed a tax return on Form 990-T for this year?	4b		
5	Was there a liquidation, termination, dissolution, or substantial contraction during the year? <i>If "Yes," attach the statement required by General Instruction T.</i>	5		No
6	Are the requirements of section 508(e) (relating to sections 4941 through 4945) satisfied either: • By language in the governing instrument, or • By state legislation that effectively amends the governing instrument so that no mandatory directions that conflict with the state law remain in the governing instrument?	6	Yes	
7	Did the foundation have at least \$5,000 in assets at any time during the year? <i>If "Yes," complete Part II, col. (c), and Part XV.</i>	7	Yes	
8a	Enter the states to which the foundation reports or with which it is registered (see instructions) OH			
b	If the answer is "Yes" to line 7, has the foundation furnished a copy of Form 990-PF to the Attorney General (or designate) of each state as required by General Instruction G? <i>If "No," attach explanation.</i>	8b	Yes	
9	Is the foundation claiming status as a private operating foundation within the meaning of section 4942(j)(3) or 4942(j)(5) for calendar year 2014 or the taxable year beginning in 2014 (see instructions for Part XIV)? <i>If "Yes," complete Part XIV.</i>	9		No
10	Did any persons become substantial contributors during the tax year? <i>If "Yes," attach a schedule listing their names and addresses.</i>	10		No

Part VII-A

Statements Regarding Activities *(continued)*

11	At any time during the year, did the foundation, directly or indirectly, own a controlled entity within the meaning of section 512(b)(13)? If "Yes," attach schedule (see instructions).	11		No
12	Did the foundation make a distribution to a donor advised fund over which the foundation or a disqualified person had advisory privileges? If "Yes," attach statement (see instructions)	12		No
13	Did the foundation comply with the public inspection requirements for its annual returns and exemption application?	13	Yes	
Website address N/A				
14	The books are in care of WILLIAM L NEWLOVE Telephone no (419) 365-7006 Located at 19953 TR 66 ARLINGTON OH ZIP+4 45814			
15	Section 4947(a)(1) nonexempt charitable trusts filing Form 990-PF in lieu of Form 1041 —Check here and enter the amount of tax-exempt interest received or accrued during the year.	15		
16	At any time during calendar year 2014, did the foundation have an interest in or a signature or other authority over a bank, securities, or other financial account in a foreign country?	16	Yes	No
See instructions for exceptions and filing requirements for FinCEN Form 114, Report of Foreign Bank and Financial Accounts (FBAR) If "Yes", enter the name of the foreign country				

Part VII-B

Statements Regarding Activities for Which Form 4720 May Be Required

File Form 4720 if any item is checked in the "Yes" column, unless an exception applies.			Yes	No
1a	During the year did the foundation (either directly or indirectly) (1) Engage in the sale or exchange, or leasing of property with a disqualified person? Yes No (2) Borrow money from, lend money to, or otherwise extend credit to (or accept it from) a disqualified person? Yes No (3) Furnish goods, services, or facilities to (or accept them from) a disqualified person? Yes No (4) Pay compensation to, or pay or reimburse the expenses of, a disqualified person? Yes No (5) Transfer any income or assets to a disqualified person (or make any of either available for the benefit or use of a disqualified person)? Yes No (6) Agree to pay money or property to a government official? (Exception. Check "No" if the foundation agreed to make a grant to or to employ the official for a period after termination of government service, if terminating within 90 days). Yes No			
b	If any answer is "Yes" to 1a(1)–(6), did any of the acts fail to qualify under the exceptions described in Regulations section 53.4941(d)-3 or in a current notice regarding disaster assistance (see instructions)? Organizations relying on a current notice regarding disaster assistance check here.	1b		
c	Did the foundation engage in a prior year in any of the acts described in 1a, other than excepted acts, that were not corrected before the first day of the tax year beginning in 2014?	1c		
2	Taxes on failure to distribute income (section 4942) (does not apply for years the foundation was a private operating foundation defined in section 4942(j)(3) or 4942(j)(5))			
a	At the end of tax year 2014, did the foundation have any undistributed income (lines 6d and 6e, Part XIII) for tax year(s) beginning before 2014? If "Yes," list the years 20 , 20 , 20 , 20 Yes No			
b	Are there any years listed in 2a for which the foundation is not applying the provisions of section 4942(a)(2) (relating to incorrect valuation of assets) to the year's undistributed income? (If applying section 4942(a)(2) to all years listed, answer "No" and attach statement—see instructions).	2b		
c	If the provisions of section 4942(a)(2) are being applied to any of the years listed in 2a, list the years here 20 , 20 , 20 , 20			
3a	Did the foundation hold more than a 2% direct or indirect interest in any business enterprise at any time during the year? Yes No			
b	If "Yes," did it have excess business holdings in 2014 as a result of (1) any purchase by the foundation or disqualified persons after May 26, 1969, (2) the lapse of the 5-year period (or longer period approved by the Commissioner under section 4943(c)(7)) to dispose of holdings acquired by gift or bequest, or (3) the lapse of the 10-, 15-, or 20-year first phase holding period? (Use Schedule C, Form 4720, to determine if the foundation had excess business holdings in 2014.).	3b		No
4a	Did the foundation invest during the year any amount in a manner that would jeopardize its charitable purposes?	4a		No
b	Did the foundation make any investment in a prior year (but after December 31, 1969) that could jeopardize its charitable purpose that had not been removed from jeopardy before the first day of the tax year beginning in 2014?	4b		No

Part VII-B

Statements Regarding Activities for Which Form 4720 May Be Required (continued)

5a	During the year did the foundation pay or incur any amount to			
	(1) Carry on propaganda, or otherwise attempt to influence legislation (section 4945(e))?	<input type="checkbox"/> Yes <input checked="" type="checkbox"/> No		
	(2) Influence the outcome of any specific public election (see section 4955), or to carry on, directly or indirectly, any voter registration drive?	<input type="checkbox"/> Yes <input checked="" type="checkbox"/> No		
	(3) Provide a grant to an individual for travel, study, or other similar purposes?	<input type="checkbox"/> Yes <input checked="" type="checkbox"/> No		
	(4) Provide a grant to an organization other than a charitable, etc , organization described in section 4945(d)(4)(A)? (see instructions).	<input type="checkbox"/> Yes <input checked="" type="checkbox"/> No		
	(5) Provide for any purpose other than religious, charitable, scientific, literary, or educational purposes, or for the prevention of cruelty to children or animals?	<input type="checkbox"/> Yes <input checked="" type="checkbox"/> No		
b	If any answer is "Yes" to 5a(1)–(5), did any of the transactions fail to qualify under the exceptions described in Regulations section 53.4945 or in a current notice regarding disaster assistance (see instructions)?	5b		
	Organizations relying on a current notice regarding disaster assistance check here.	<input checked="" type="checkbox"/>		
c	If the answer is "Yes" to question 5a(4), does the foundation claim exemption from the tax because it maintained expenditure responsibility for the grant?	<input type="checkbox"/> Yes <input type="checkbox"/> No		
	If "Yes," attach the statement required by Regulations section 53.4945–5(d).			
6a	Did the foundation, during the year, receive any funds, directly or indirectly, to pay premiums on a personal benefit contract?	<input type="checkbox"/> Yes <input checked="" type="checkbox"/> No		
b	Did the foundation, during the year, pay premiums, directly or indirectly, on a personal benefit contract?	6b		No
	If "Yes" to 6b, file Form 8870.			
7a	At any time during the tax year, was the foundation a party to a prohibited tax shelter transaction?	<input type="checkbox"/> Yes <input checked="" type="checkbox"/> No		
b	If yes, did the foundation receive any proceeds or have any net income attributable to the transaction?	7b		

Part VIII

Information About Officers, Directors, Trustees, Foundation Managers, Highly Paid Employees, and Contractors

1 List all officers, directors, trustees, foundation managers and their compensation (see instructions).				
(a) Name and address	(b) Title, and average hours per week devoted to position	(c) Compensation (If not paid, enter -0-)	(d) Contributions to employee benefit plans and deferred compensation	(e) Expense account, other allowances
WILLIAM NEWLOVE	CHAIRMAN	0	0	0
19953 TR 66	1 00			
ARLINGTON, OH 45814				
JAMES P THOMAS	TREASURER	0	0	0
358 CO RD 1975	1 00			
JEROMESVILLE, OH 44840				
CHET CONLEY	SECRETARY	0	0	0
1501 BAY HILL DR	1 00			
FINDLAY, OH 45840				
DENNY BISHOP	BOARD MEMBER	0	0	0
3475 CR 139	1 00			
MCCOMB, OH 45858				
2 Compensation of five highest-paid employees (other than those included on line 1—see instructions). If none, enter "NONE."				
(a) Name and address of each employee paid more than \$50,000	(b) Title, and average hours per week devoted to position	(c) Compensation	(d) Contributions to employee benefit plans and deferred compensation	(e) Expense account, other allowances
NONE				
Total number of other employees paid over \$50,000.				

Part VIII

Information About Officers, Directors, Trustees, Foundation Managers, Highly Paid Employees, and Contractors (continued)

3 Five highest-paid independent contractors for professional services (see instructions). If none, enter "NONE".		
(a) Name and address of each person paid more than \$50,000	(b) Type of service	(c) Compensation
NONE		
Total number of others receiving over \$50,000 for professional services.		

Part IX-A

Summary of Direct Charitable Activities

List the foundation's four largest direct charitable activities during the tax year. Include relevant statistical information such as the number of organizations and other beneficiaries served, conferences convened, research papers produced, etc.	Expenses
1	
2	
3	
4	

Part IX-B

Summary of Program-Related Investments (see instructions)

Describe the two largest program-related investments made by the foundation during the tax year on lines 1 and 2	Amount
1 N/A	
2	
All other program-related investments. See instructions.	
3	
Total. Add lines 1 through 3.	

Part X

Minimum Investment Return (All domestic foundations must complete this part. Foreign foundations, see instructions.)

1	Fair market value of assets not used (or held for use) directly in carrying out charitable, etc , purposes		
a	Average monthly fair market value of securities.	1a	352,620
b	Average of monthly cash balances.	1b	5,823
c	Fair market value of all other assets (see instructions).	1c	0
d	Total (add lines 1a, b, and c).	1d	358,443
e	Reduction claimed for blockage or other factors reported on lines 1a and 1c (attach detailed explanation).	1e	
2	Acquisition indebtedness applicable to line 1 assets.	2	
3	Subtract line 2 from line 1d.	3	358,443
4	Cash deemed held for charitable activities Enter 1 1/2% of line 3 (for greater amount, see instructions).	4	5,377
5	Net value of noncharitable-use assets. Subtract line 4 from line 3 Enter here and on Part V, line 4	5	353,066
6	Minimum investment return. Enter 5% of line 5.	6	17,653

Part XI

Distributable Amount (see instructions) (Section 4942(j)(3) and (j)(5) private operating foundations and certain foreign organizations check here ☐ and do not complete this part.)

1	Minimum investment return from Part X, line 6.	1	17,653
2a	Tax on investment income for 2014 from Part VI, line 5.	2a	63
b	Income tax for 2014 (This does not include the tax from Part VI).	2b	
c	Add lines 2a and 2b.	2c	63
3	Distributable amount before adjustments Subtract line 2c from line 1.	3	17,590
4	Recoveries of amounts treated as qualifying distributions.	4	
5	Add lines 3 and 4.	5	17,590
6	Deduction from distributable amount (see instructions).	6	
7	Distributable amount as adjusted Subtract line 6 from line 5 Enter here and on Part XIII, line 1. . . .	7	17,590

Part XII

Qualifying Distributions (see instructions)

1	Amounts paid (including administrative expenses) to accomplish charitable, etc , purposes		
a	Expenses, contributions, gifts, etc —total from Part I, column (d), line 26.	1a	21,885
b	Program-related investments—total from Part IX-B.	1b	
2	Amounts paid to acquire assets used (or held for use) directly in carrying out charitable, etc , purposes.	2	
3	Amounts set aside for specific charitable projects that satisfy the		
a	Suitability test (prior IRS approval required).	3a	
b	Cash distribution test (attach the required schedule).	3b	
4	Qualifying distributions. Add lines 1a through 3b Enter here and on Part V, line 8, and Part XIII, line 4	4	21,885
5	Foundations that qualify under section 4940(e) for the reduced rate of tax on net investment income Enter 1% of Part I, line 27b (see instructions).	5	63
6	Adjusted qualifying distributions. Subtract line 5 from line 4.	6	21,822

Note: The amount on line 6 will be used in Part V, column (b), in subsequent years when calculating whether the foundation qualifies for the section 4940(e) reduction of tax in those years

Part XIII

Undistributed Income (see instructions)

	(a) Corpus	(b) Years prior to 2013	(c) 2013	(d) 2014
1 Distributable amount for 2014 from Part XI, line 7				17,590
2 Undistributed income, if any, as of the end of 2014				
a Enter amount for 2013 only.			10,793	
b Total for prior years 20____, 20____, 20____				
3 Excess distributions carryover, if any, to 2014				
a From 2009.				
b From 2010.				
c From 2011.				
d From 2012.				
e From 2013.				
f Total of lines 3a through e.				
4 Qualifying distributions for 2014 from Part XII, line 4 ▶ \$ 21,885				
a Applied to 2013, but not more than line 2a			10,793	
b Applied to undistributed income of prior years (Election required—see instructions).				
c Treated as distributions out of corpus (Election required—see instructions).				
d Applied to 2014 distributable amount.				11,092
e Remaining amount distributed out of corpus				
5 Excess distributions carryover applied to 2014 (If an amount appears in column (d), the same amount must be shown in column (a).)				
6 Enter the net total of each column as indicated below:				
a Corpus Add lines 3f, 4c, and 4e Subtract line 5				
b Prior years' undistributed income Subtract line 4b from line 2b.				
c Enter the amount of prior years' undistributed income for which a notice of deficiency has been issued, or on which the section 4942(a) tax has been previously assessed.				
d Subtract line 6c from line 6b Taxable amount—see instructions				
e Undistributed income for 2013 Subtract line 4a from line 2a Taxable amount—see instructions				
f Undistributed income for 2014 Subtract lines 4d and 5 from line 1 This amount must be distributed in 2015				6,498
7 Amounts treated as distributions out of corpus to satisfy requirements imposed by section 170(b)(1)(F) or 4942(g)(3) (Election may be required - see instructions)				
8 Excess distributions carryover from 2009 not applied on line 5 or line 7 (see instructions) . . .				
9 Excess distributions carryover to 2015. Subtract lines 7 and 8 from line 6a				
10 Analysis of line 9				
a Excess from 2010. . . .				
b Excess from 2011. . . .				
c Excess from 2012. . . .				
d Excess from 2013. . . .				
e Excess from 2014. . . .				

Part XIV

4942(j)(3) or 4942(j)(5)

3

Part XV

1

2

Time	11	12	13	14	15	16	17	18	19	20	21	22	23	24	25	26	27	28	29	30	31	32	33	34	35	36	37	38	39	40	41	42	43	44	45	46	47	48	49	50	51	52	53	54	55	56	57	58	59	60	61	62	63	64	65	66	67	68	69	70	71	72	73	74	75	76	77	78	79	80	81	82	83	84	85	86	87	88	89	90	91	92	93	94	95	96	97	98	99	100
Time	11	12	13	14	15	16	17	18	19	20	21	22	23	24	25	26	27	28	29	30	31	32	33	34	35	36	37	38	39	40	41	42	43	44	45	46	47	48	49	50	51	52	53	54	55	56	57	58	59	60	61	62	63	64	65	66	67	68	69	70	71	72	73	74	75	76	77	78	79	80	81	82	83	84	85	86	87	88	89	90	91	92	93	94	95	96	97	98	99	100

3 Grants and Contributions Paid During the Year or Approved for Future Payment

Form **990-PF** (2014)

Enter gross amounts unless otherwise indicated

Part XVI-B Relationship of Activities to the Accomplishment of Exempt Purposes

Form **990-PF** (2014)

Did the organization directly or indirectly engage in any of the following with any other organization described in section 501(c) of the Code (other than section 501(c)(3) organizations) or in section 527, relating to political organizations?

Yes	No
-----	----

No

a Transfers from the reporting foundation to a noncharitable exempt organization of

(1) Cash.

1a(1)

No

(2) Other assets.

1a(2)

No

b Other transactions

(1) Sales of assets to a noncharitable exempt organization.

1b(1)

No

(2) Purchases of assets from a noncharitable exempt organization.

1b(2)

No

(3) Rental of facilities, equipment, or other assets.

1b(3)

No

(4) Reimbursement arrangements.

1b(4)

No

(5) Loans or loan guarantees.

1b(5)

No

(6) Performance of services or membership or fundraising solicitations.

1b(6)

No

c Sharing of facilities, equipment, mailing lists, other assets, or paid employees.

1c

No

d If the answer to any of the above is "Yes," complete the following schedule. Column **(b)** should always show the fair market value of the goods, other assets, or services given by the reporting foundation. If the foundation received less than fair market value in any transaction or sharing arrangement, show in column **(d)** the value of the goods, other assets, or services received.

2a Is the foundation directly or indirectly affiliated with, or related to, one or more tax-exempt organizations described in section 501(c) of the Code (other than section 501(c)(3)) or in section 527? . . . ☐ Yes ☒ No

b If "Yes," complete the following schedule

Under penalties of perjury, I declare that I have examined this return, including accompanying schedules and statements, and to the best of my knowledge and belief, it is true, correct, and complete. Declaration of preparer (other than taxpayer) is based on all information of which preparer has any knowledge.

Sign Here	*****	2015-08-21	*****	May the IRS discuss this return with the preparer shown below (see instr)? <input checked="" type="checkbox"/> Yes <input type="checkbox"/> No
	Signature of officer or trustee	Date	Title	

**Sign
Here**

Under penalties of perjury, I declare that I have examined this return, including accompanying schedules and statements, and to the best of my knowledge and belief, it is true, correct, and complete. Declaration of preparer (other than taxpayer) is based on all information of which preparer has any knowledge.

* * * * *

2015-08-21

* * * * *

Signature of officer or trustee

Date _____

Title

May the IRS discuss this return with the preparer shown below (see instr)? ☒ Yes ☐ No

☒ Yes ☐ No

**Paid
Preparer
Use
Only**

Form **990-PF** (2014)

TY 2014 Accounting Fees Schedule

Name: THE PAUL MISERLIAN FOUNDATION OF
FINDLAY AREA YOUTH FOR CHRIST
EIN: 34-1969366

Category	Amount	Net Investment Income	Adjusted Net Income	Disbursements for Charitable Purposes
TAX PREPARATION FEE	910	91		819

Note: To capture the full content of this document, please select landscape mode (11" x 8.5") when printing.

TY 2014 Gain/Loss from Sale of Other Assets Schedule

Name: THE PAUL MISERLIAN FOUNDATION OF
FINDLAY AREA YOUTH FOR CHRIST
EIN: 34-1969366

Name	Date Acquired	How Acquired	Date Sold	Purchaser Name	Gross Sales Price	Basis	Basis Method	Sales Expenses	Total (net)	Accumulated Depreciation
SEE ATTACHED PDF-PAGE 1	2013-09	PURCHASE	2014-07		9,657	9,538			119	
SEE ATTACHED PDF-PAGE 3	2007-04	PURCHASE	2015-02		58,157	50,821			7,336	

**TY 2014 Investments Corporate
Stock Schedule**

Name: THE PAUL MISERLIAN FOUNDATION OF
FINDLAY AREA YOUTH FOR CHRIST
EIN: 34-1969366

Name of Stock	End of Year Book Value	End of Year Fair Market Value
FIDELITY	350,456	350,456

TY 2014 Other Expenses Schedule

Name: THE PAUL MISERLIAN FOUNDATION OF
FINDLAY AREA YOUTH FOR CHRIST
EIN: 34-1969366

Description	Revenue and Expenses per Books	Net Investment Income	Adjusted Net Income	Disbursements for Charitable Purposes
EXPENSES				
	203	20		183

TY 2014 Other Increases Schedule

Name: THE PAUL MISERLIAN FOUNDATION OF
FINDLAY AREA YOUTH FOR CHRIST
EIN: 34-1969366

Description	Amount
UNREALIZED APPRECIATION	3,327

TY 2014 Other Professional Fees Schedule

Name: THE PAUL MISERLIAN FOUNDATION OF
FINDLAY AREA YOUTH FOR CHRIST

EIN: 34-1969366

Category	Amount	Net Investment Income	Adjusted Net Income	Disbursements for Charitable Purposes
INVESTMENT FEES	3,016	3,016		

TY 2014 Taxes Schedule

Name: THE PAUL MISERLIAN FOUNDATION OF
FINDLAY AREA YOUTH FOR CHRIST

EIN: 34-1969366

Category	Amount	Net Investment Income	Adjusted Net Income	Disbursements for Charitable Purposes
FOREIGN TAX WITHHELD	19	19		
STATE FILING FEE	100	10		90
FEDERAL EXCISE	391	391		

The Paul Miserlian Foundation of the Findlay Area YFC: Account Aggregate

Realized Gain/Loss

Short-Term Capital Gains and Losses- Asset Held One Year or less

Name	Date Acquired	Date Sold	Quantity	Sales Price	Cost	Net Proceeds	Total Gain
Total(Sales)	-	-	-	-	9,537.73	9,657.07	119.34
Goldman Sachs Strategic Income A (GSZAX)			380.026		3,997.24	4,014.10	16.86
Goldman Sachs Strategic Income A (GSZAX)	9/24/2013	7/15/2014	191.828	10.58	2,017.69	2,029.54	11.85
Goldman Sachs Strategic Income A (GSZAX)	9/24/2013	8/19/2014	176.267	10.54	1,854.05	1,857.85	3.80
Goldman Sachs Strategic Income A (GSZAX)	9/24/2013	9/10/2014	11.931	10.62	125.50	126.71	1.21
Metropolitan West Total Return Bond M (MWTRX)			25.959		283.73	286.33	2.60
Metropolitan West Total Return Bond M (MWTRX)	10/14/2014	1/14/2015	25.959	11.03	283.73	286.33	2.60
Oppenheimer Senior Floating Rate A (OOSAX)			255.057		2,139.96	2,139.17	-0.79
Oppenheimer Senior Floating Rate A (OOSAX)	4/16/2014	7/15/2014	143.348	8.42	1,202.71	1,206.99	4.28
Oppenheimer Senior Floating Rate A (OOSAX)	4/16/2014	8/19/2014	105.163	8.35	882.34	878.11	-4.23
Oppenheimer Senior Floating Rate A (OOSAX)	4/16/2014	11/11/2014	6.546	8.26	54.92	54.07	0.85
PIMCO Total Return D (PTTDX)			211.758		2,329.77	2,298.58	-31.20
PIMCO Total Return D (PTTDX)	9/30/2013	9/26/2014	3.443	10.87	37.88	37.37	-0.51
PIMCO Total Return D (PTTDX)	10/31/2013	9/26/2014	3.858	10.87	42.45	41.88	-0.57
PIMCO Total Return D (PTTDX)	11/15/2013	9/26/2014	134.928	10.87	1,484.49	1,464.61	-19.88
PIMCO Total Return D (PTTDX)	11/29/2013	9/26/2014	3.763	10.87	41.40	40.85	-0.55
PIMCO Total Return D (PTTDX)	12/11/2013	9/26/2014	2.590	10.87	28.50	28.11	-0.38
PIMCO Total Return D (PTTDX)	12/11/2013	9/26/2014	13.549	10.87	149.07	147.07	-2.00

The Paul Miserlian Foundation of the Findlay Area YFC: Account Aggregate

Realized Gain/Loss

Date Range
7/1/2014 - 6/30/2015

Account Number

Report Currency
USD

Name	Date Acquired	Date Sold	Quantity	Sales Price	Cost	Net Proceeds	Total Gain
PIMCO Total Return D (PTTDX)	12/31/2013	9/26/2014	2 689	10 87	29 58	29 19	-0 40
PIMCO Total Return D (PTTDX)	1/31/2014	9/26/2014	2 681	10 87	29 50	29 10	0 39
PIMCO Total Return D (PTTDX)	2/28/2014	9/26/2014	3 052	10 87	33 58	33 13	-0 45
PIMCO Total Return D (PTTDX)	3/31/2014	9/26/2014	3 660	10 87	40 27	39 73	-0 54
PIMCO Total Return D (PTTDX)	4/30/2014	9/26/2014	3 671	10 87	40 39	39 85	-0 54
PIMCO Total Return D (PTTDX)	5/30/2014	9/26/2014	4 479	10 87	49 28	48 62	-0 66
PIMCO Total Return D (PTTDX)	6/30/2014	9/26/2014	3 582	10 87	39 41	38 88	-0 53
PIMCO Total Return D (PTTDX)	7/31/2014	9/26/2014	3 871	10 87	42 59	42 02	-0 57
PIMCO Total Return D (PTTDX)	8/29/2014	9/26/2014	3 400	10 87	37 41	36 91	-0 50
PIMCO Total Return D (PTTDX)	9/10/2014	9/26/2014	18 542	10 87	204 00	201 27	-2 73
Starbucks Corp (SBUX)			10 000		787 03	918 89	131 86
Starbucks Corp (SBUX)	11/20/2014	2/18/2015	10 000	92 69	787 03	918 89	131 86
Capital Gain Distributions	Pay Date						Total Gain
Total(Distribution)	-			-			37.17
Loomis Sayles Bond Retail (LSBRX)	12/16/2014			-			1 25
Metropolitan West Total Return Bond M (MWTRX)	12/12/2014						35 92

The Paul Miserlian Foundation of the Findlay Area YFC: Account Aggregate

Realized Gain/Loss

Date Range
7/1/2014 - 6/30/2015

Account Number
Report Currency
USD

Total	-	-	-	-	9,537.73	9,657.07	156.51
--------------	---	---	---	---	-----------------	-----------------	---------------

Long-Term Capital Gains and Losses- Asset Held More Than One Year

Name	Date Acquired	Date Sold	Quantity	Sales Price	Cost	Net Proceeds	Total Gain
Total(Sales)	-	-	-	-	50,820.93	58,157.54	7,336.61
3M Co (MMM)			15,000		1,161.89	2,374.89	1,213.01
3M Co (MMM)	4/3/2007	12/10/2014	15,000	158.86	1,161.89	2,374.89	1,213.01
Apple Inc (AAPL)			20,000		469.47	2,547.20	2,077.73
Apple Inc (AAPL)	7/30/2009	2/18/2015	20,000	127.76	469.47	2,547.20	2,077.73
Bank of America Corporation (BAC)			70,000		431.21	1,138.62	707.41
Bank of America Corporation (BAC)	3/17/2009	2/18/2015	70,000	16.38	431.21	1,138.62	707.41
Bank of New York Mellon Corp (BK)			35,000		817.27	1,369.11	551.84
Bank of New York Mellon Corp (BK)	3/17/2009	2/18/2015	35,000	39.35	817.27	1,369.11	551.84
Cisco Systems Inc (CSCO)			35,000		846.72	1,018.58	171.86
Cisco Systems Inc (CSCO)	11/4/2010	2/18/2015	35,000	29.33	846.72	1,018.58	171.86
Costco Wholesale Corp (COST)			10,000		955.94	1,459.52	503.58
Costco Wholesale Corp (COST)	11/9/2012	2/18/2015	10,000	146.75	955.94	1,459.52	503.58
DoubleLine Total Return Bond N (DLTNX)			532,642		5,998.34	5,857.52	-140.82

The Paul Miserlian Foundation of the Findlay Area YFC: Account Aggregate

Realized Gain/Loss

Realized Gain/Loss

Name	Date Acquired	Date Sold	Quantity	Sales Price	Cost	Net Proceeds	Report Currency
							USD
DoubleLine Total Return Bond N (DLTNX)	7/25/2012	7/15/2014	235.338	10.98	2,650.65	2,584.01	-66.64
DoubleLine Total Return Bond N (DLTNX)	7/25/2012	8/19/2014	211.449	11.01	2,381.31	2,328.05	-53.26
DoubleLine Total Return Bond N (DLTNX)	7/25/2012	11/12/2014	49.645	10.97	558.84	544.61	14.23
DoubleLine Total Return Bond N (DLTNX)	7/25/2012	1/14/2015	36.210	11.07	407.54	400.85	-6.69
Edwards Lifesciences Corp (EW)			10,000		704.78	1,330.55	625.77
Edwards Lifesciences Corp (EW)	8/20/2013	2/18/2015	10,000	133.85	704.78	1,330.55	625.77
Exelon Corp (EXC)			140,000		5,540.30	4,930.08	-610.22
Exelon Corp (EXC)	6/29/2011	10/22/2014	100,000	35.27	4,264.75	3,521.49	743.26
Exelon Corp (EXC)	2/13/2013	10/22/2014	40,000	35.27	1,275.55	1,408.59	133.04
Loomis Sayles Bond Retail (LSBRX)			195,375		2,786.89	3,091.33	304.44
Loomis Sayles Bond Retail (LSBRX)	11/26/2008	7/15/2014	37,988	15.83	541.81	601.35	59.55
Loomis Sayles Bond Retail (LSBRX)	12/12/2008	7/15/2014	6,882	15.83	98.15	108.94	10.79
Loomis Sayles Bond Retail (LSBRX)	12/12/2008	7/15/2014	0.232	15.83	3.31	3.67	0.36
Loomis Sayles Bond Retail (LSBRX)	12/12/2008	7/15/2014	8,871	15.83	126.52	140.43	13.91
Loomis Sayles Bond Retail (LSBRX)	1/27/2009	7/15/2014	3,972	15.83	56.65	62.88	6.23
Loomis Sayles Bond Retail (LSBRX)	2/24/2009	7/15/2014	3,768	15.83	53.74	59.65	5.91
Loomis Sayles Bond Retail (LSBRX)	3/24/2009	7/15/2014	4,079	15.83	58.18	64.57	6.39
Loomis Sayles Bond Retail (LSBRX)	4/28/2009	7/15/2014	3,525	15.83	50.78	55.80	5.53
Loomis Sayles Bond Retail (LSBRX)	5/27/2009	7/15/2014	3,511	15.83	50.08	55.58	5.50
Loomis Sayles Bond Retail (LSBRX)	6/23/2009	7/15/2014	3,384	15.83	48.26	53.57	5.30

The Paul Miserlian Foundation of the Findlay Area YFC: Account Aggregate

Realized Gain/Loss

Realized Gain/Loss									
Name	Date Acquired	Date Sold	Quantity	Sales Price	Cost	Net Proceeds	Total Gain	Account Number	Report Currency
				7/1/2014 - 6/30/2015					USD
Loomis Sayles Bond Retail (LSBRX)	7/28/2009	7/15/2014	3,545	15.83	50.56	56.12	5.56		
Loomis Sayles Bond Retail (LSBRX)	8/25/2009	7/15/2014	3,688	15.83	52.60	58.38	5.78		
Loomis Sayles Bond Retail (LSBRX)	9/22/2009	7/15/2014	3,198	15.83	45.61	50.62	5.01		
Loomis Sayles Bond Retail (LSBRX)	10/27/2009	7/15/2014	3,412	15.83	48.66	54.01	5.35		
Loomis Sayles Bond Retail (LSBRX)	11/24/2009	7/15/2014	3,328	15.83	47.47	52.68	5.22		
Loomis Sayles Bond Retail (LSBRX)	12/11/2009	7/15/2014	3,198	15.83	45.61	50.62	5.01		
Loomis Sayles Bond Retail (LSBRX)	1/26/2010	7/15/2014	3,475	15.83	49.56	55.01	5.45		
Loomis Sayles Bond Retail (LSBRX)	2/23/2010	7/15/2014	3,225	15.83	46.00	51.05	5.06		
Loomis Sayles Bond Retail (LSBRX)	3/2/2010	7/15/2014	19,116	15.83	272.64	302.61	29.96		
Loomis Sayles Bond Retail (LSBRX)	3/2/2010	8/19/2014	72,978	15.81	1,041.19	1,153.78	112.59		
Lowe's Companies Inc (LOW)			35,000		939.25	2,522.69	1,583.44		
Lowe's Companies Inc (LOW)	5/30/2012	2/18/2015	35,000	72.31	939.25	2,522.69	1,583.44		
PIMCO Total Return D (PTTDX)			2,004,024		22,048.66	21,778.86	-269.80		
PIMCO Total Return D (PTTDX)	12/10/2008	7/15/2014	55,467	10.93	610.32	606.26	-4.06		
PIMCO Total Return D (PTTDX)	12/10/2008	7/15/2014	41,090	10.93	452.12	449.12	-3.01		
PIMCO Total Return D (PTTDX)	12/31/2008	7/15/2014	10,884	10.93	119.76	118.96	-0.80		
PIMCO Total Return D (PTTDX)	1/30/2009	7/15/2014	11,729	10.93	129.06	128.20	0.86		
PIMCO Total Return D (PTTDX)	2/27/2009	7/15/2014	12,621	10.93	138.87	137.95	-0.92		
PIMCO Total Return D (PTTDX)	3/31/2009	7/15/2014	5,010	10.93	55.13	54.76	-0.37		
PIMCO Total Return D (PTTDX)	3/31/2009	8/19/2014	7,119	10.99	78.33	78.24	-0.09		

The Paul Miserlian Foundation of the Findlay Area YFC: Account Aggregate

Realized Gain/Loss

Account Number
Report Currency
USD

Date Range
7/1/2014 6/30/2015

Name	Date Acquired	Date Sold	Quantity	Sales Price	Cost	Net Proceeds	Total Gain
PIMCO Total Return D (PTTDX)	4/30/2009	8/19/2014	12.021	10.99	132.27	132.11	-0.16
PIMCO Total Return D (PTTDX)	5/29/2009	8/19/2014	11.704	10.99	128.78	128.63	-0.15
PIMCO Total Return D (PTTDX)	6/30/2009	8/19/2014	11.658	10.99	128.27	128.12	-0.15
PIMCO Total Return D (PTTDX)	7/31/2009	8/19/2014	12.049	10.99	132.58	132.42	0.16
PIMCO Total Return D (PTTDX)	8/31/2009	8/19/2014	11.725	10.99	129.01	128.86	-0.15
PIMCO Total Return D (PTTDX)	9/30/2009	8/19/2014	10.940	10.99	120.37	120.23	-0.14
PIMCO Total Return D (PTTDX)	10/30/2009	8/19/2014	9.935	10.99	109.32	109.19	-0.13
PIMCO Total Return D (PTTDX)	11/30/2009	8/19/2014	7.910	10.99	87.03	86.93	-0.10
PIMCO Total Return D (PTTDX)	12/9/2009	8/19/2014	18.974	10.99	208.77	208.52	-0.25
PIMCO Total Return D (PTTDX)	12/9/2009	9/26/2014	1.172	10.87	12.89	12.72	-0.17
PIMCO Total Return D (PTTDX)	12/9/2009	9/26/2014	5.604	10.87	61.66	60.83	-0.83
PIMCO Total Return D (PTTDX)	12/31/2009	9/26/2014	7.501	10.87	82.53	81.42	1.11
PIMCO Total Return D (PTTDX)	1/29/2010	9/26/2014	5.621	10.87	61.84	61.01	-0.83
PIMCO Total Return D (PTTDX)	2/26/2010	9/26/2014	5.528	10.87	60.82	60.00	0.81
PIMCO Total Return D (PTTDX)	3/31/2010	9/26/2014	5.755	10.87	63.32	62.47	-0.85
PIMCO Total Return D (PTTDX)	4/30/2010	9/26/2014	5.889	10.87	64.79	63.92	-0.87
PIMCO Total Return D (PTTDX)	5/28/2010	9/26/2014	5.411	10.87	59.53	58.73	-0.80
PIMCO Total Return D (PTTDX)	6/30/2010	9/26/2014	6.012	10.87	66.14	65.26	-0.89
PIMCO Total Return D (PTTDX)	7/30/2010	9/26/2014	6.367	10.87	70.05	69.11	0.94
PIMCO Total Return D (PTTDX)	8/31/2010	9/26/2014	5.838	10.87	64.23	63.37	0.86
PIMCO Total Return D (PTTDX)	9/30/2010	9/26/2014	5.991	10.87	65.91	65.03	-0.88

The Paul Miserlian Foundation of the Findlay Area YFC: Account Aggregate

Realized Gain/Loss

Name	Date Acquired	Date Sold	Quantity	Date Range 7/1/2014 - 6/30/2015		Account Number	Report Currency	Total Gain
				Sales Price	Cost			
PIMCO Total Return D (PTTDX)	10/29/2010	9/26/2014	6 592	10 87	72 53		USD	-0 97
PIMCO Total Return D (PTTDX)	11/30/2010	9/26/2014	6 943	10 87	76 39			-1 02
PIMCO Total Return D (PTTDX)	12/8/2010	9/26/2014	41 111	10 87	452 31			-6 06
PIMCO Total Return D (PTTDX)	12/8/2010	9/26/2014	89 910	10 87	989 19			-13 25
PIMCO Total Return D (PTTDX)	12/31/2010	9/26/2014	8 129	10 87	89 44			-1 20
PIMCO Total Return D (PTTDX)	1/31/2011	9/26/2014	6 694	10 87	73 65			-0 99
PIMCO Total Return D (PTTDX)	2/28/2011	9/26/2014	6 981	10 87	76 81			-1 03
PIMCO Total Return D (PTTDX)	3/31/2011	9/26/2014	4 051	10 87	44 57			0 60
PIMCO Total Return D (PTTDX)	4/29/2011	9/26/2014	2 888	10 87	31 77			0 43
PIMCO Total Return D (PTTDX)	5/31/2011	9/26/2014	2 913	10 87	32 05			-0 43
PIMCO Total Return D (PTTDX)	6/30/2011	9/26/2014	2 796	10 87	30 76			-0 41
PIMCO Total Return D (PTTDX)	7/29/2011	9/26/2014	2 560	10 87	28 17			-0 38
PIMCO Total Return D (PTTDX)	8/31/2011	9/26/2014	2 382	10 87	26 21			0 35
PIMCO Total Return D (PTTDX)	9/30/2011	9/26/2014	2 782	10 87	30 61			-0 41
PIMCO Total Return D (PTTDX)	10/31/2011	9/26/2014	2 764	10 87	30 41			-0 41
PIMCO Total Return D (PTTDX)	11/30/2011	9/26/2014	3 050	10 87	33 56			-0 45
PIMCO Total Return D (PTTDX)	12/16/2011	9/26/2014	379 978	10 87	4 180 54			-55 98
PIMCO Total Return D (PTTDX)	12/28/2011	9/26/2014	8 969	10 87	98 68			1 32
PIMCO Total Return D (PTTDX)	12/30/2011	9/26/2014	3 460	10 87	38 07			-0 51
PIMCO Total Return D (PTTDX)	1/31/2012	9/26/2014	3 724	10 87	40 97			0 55
PIMCO Total Return D (PTTDX)	2/29/2012	9/26/2014	3 459	10 87	38 06			-0 51

The Paul Miserlian Foundation of the Findlay Area YFC: Account Aggregate

Realized Gain/Loss

Name	Date Acquired	Date Sold	Quantity	Date Range		Account Number	Report Currency	Total Gain
				7/1/2014	6/30/2015			
				Sales Price	Cost	Net Proceeds		
PIMCO Total Return D (PTTDX)	3/20/2012	9/26/2014	178 087	10 87	1,959 32	1,933 09	USD	-26 24
PIMCO Total Return D (PTTDX)	3/30/2012	9/26/2014	4 533	10 87	49 87	49 20		-0 67
PIMCO Total Return D (PTTDX)	4/30/2012	9/26/2014	4 446	10 87	48 92	48 26		-0 66
PIMCO Total Return D (PTTDX)	5/31/2012	9/26/2014	4 933	10 87	54 27	53 55		-0 73
PIMCO Total Return D (PTTDX)	6/29/2012	9/26/2014	4 359	10 87	47 96	47 32		0 64
PIMCO Total Return D (PTTDX)	7/25/2012	9/26/2014	201 369	10 87	2,215 47	2,185 81		-29 67
PIMCO Total Return D (PTTDX)	7/31/2012	9/26/2014	3 226	10 87	35 49	35 02		-0 48
PIMCO Total Return D (PTTDX)	8/31/2012	9/26/2014	3 675	10 87	40 43	39 89		-0 54
PIMCO Total Return D (PTTDX)	9/28/2012	9/26/2014	2 960	10 87	32 57	32 13		-0 44
PIMCO Total Return D (PTTDX)	10/9/2012	9/26/2014	13 317	10 87	146 51	144 55		-1 96
PIMCO Total Return D (PTTDX)	10/17/2012	9/26/2014	150 964	10 87	1,660 91	1,638 67		-22 24
PIMCO Total Return D (PTTDX)	10/31/2012	9/26/2014	4 664	10 87	51 31	50 63		-0 69
PIMCO Total Return D (PTTDX)	11/30/2012	9/26/2014	5 008	10 87	55 10	54 36		-0 74
PIMCO Total Return D (PTTDX)	12/12/2012	9/26/2014	19 011	10 87	209 16	206 36		-2 80
PIMCO Total Return D (PTTDX)	12/12/2012	9/26/2014	25 900	10 87	284 95	281 14		-3 82
PIMCO Total Return D (PTTDX)	12/27/2012	9/26/2014	19 776	10 87	217 58	214 66		-2 91
PIMCO Total Return D (PTTDX)	12/31/2012	9/26/2014	3 883	10 87	42 72	42 15		-0 57
PIMCO Total Return D (PTTDX)	1/31/2013	9/26/2014	2 858	10 87	31 44	31 02		-0 42
PIMCO Total Return D (PTTDX)	2/28/2013	9/26/2014	3 302	10 87	36 33	35 84		-0 49
PIMCO Total Return D (PTTDX)	3/6/2013	9/26/2014	249 896	10 87	2,749 37	2,712 55		-36 82
PIMCO Total Return D (PTTDX)	3/28/2013	9/26/2014	4 741	10 87	52 16	51 46		-0 70

The Paul Miserlian Foundation of the Findlay Area YFC: Account Aggregate

Realized Gain/Loss

Name	Date Acquired	Date Sold	Quantity	Date Range 7/1/2014 - 6/30/2015		Account Number	Report Currency USD	Total Gain
				Sales Price	Cost			
PIMCO Total Return D (PTTDX)	4/30/2013	9/26/2014	5,802	10.87	63.83			-0.85
PIMCO Total Return D (PTTDX)	5/14/2013	9/26/2014	160,264	10.87	1,763.23			-23.61
PIMCO Total Return D (PTTDX)	5/31/2013	9/26/2014	4,977	10.87	54.76			-0.73
PIMCO Total Return D (PTTDX)	6/28/2013	9/26/2014	3,538	10.87	38.93			-0.52
PIMCO Total Return D (PTTDX)	7/31/2013	9/26/2014	4,326	10.87	47.59			0.64
PIMCO Total Return D (PTTDX)	8/30/2013	9/26/2014	4,548	10.87	50.04			-0.67
PIMCO Unconstrained Bond D (PUBDX)			206,828		2,338.93			-0.40
PIMCO Unconstrained Bond D (PUBDX)	10/17/2012	7/15/2014	14,654	11.29	165.72			0.27
PIMCO Unconstrained Bond D (PUBDX)	10/31/2012	7/15/2014	2,038	11.29	23.05			-0.04
PIMCO Unconstrained Bond D (PUBDX)	11/30/2012	7/15/2014	2,565	11.29	29.01			-0.05
PIMCO Unconstrained Bond D (PUBDX)	12/12/2012	7/15/2014	3,894	11.29	44.04			-0.07
PIMCO Unconstrained Bond D (PUBDX)	12/27/2012	7/15/2014	57,022	11.29	644.84			-1.06
PIMCO Unconstrained Bond D (PUBDX)	12/31/2012	7/15/2014	1,358	11.29	15.36			-0.03
PIMCO Unconstrained Bond D (PUBDX)	1/31/2013	7/15/2014	0,884	11.29	10.00			0.02
PIMCO Unconstrained Bond D (PUBDX)	2/28/2013	7/15/2014	1,867	11.29	21.11			-0.03
PIMCO Unconstrained Bond D (PUBDX)	3/6/2013	7/15/2014	21,972	11.29	248.47			-0.41
PIMCO Unconstrained Bond D (PUBDX)	3/6/2013	8/19/2014	92,186	11.33	1,042.49			1.98
PIMCO Unconstrained Bond D (PUBDX)	3/6/2013	11/11/2014	8,388	11.26	94.86			-0.41
Southwestern Energy Co (SWN)			140,000		4,921.70			-158.55
Southwestern Energy Co (SWN)	10/2/2012	11/20/2014	140,000	34.08	4,921.70			-158.55

The Paul Miserlian Foundation of the Findlay Area YFC: Account Aggregate

Realized Gain/Loss

Date Range
7/1/2014 - 6/30/2015

Account Number

Report Currency
USD

Name	Date Acquired	Date Sold	Quantity	Sales Price	Cost	Net Proceeds	Total Gain
Wells Fargo & Co (WFC)			30.000		859.59	1,636.91	777.32
Wells Fargo & Co (WFC)	4/25/2011	12/10/2014	30.000	54.83	859.59	1,636.91	777.32
Capital Gain Distributions	Pay Date						Total Gain
Total(Distribution)	-			-			573.43
Loomis Sayles Bond Retail (LSRX)	12/16/2014						556.48
Metropolitan West Total Return Bond M (MWTRX)	12/12/2014						16.95
Total	-	-	-	-	50,820.93	58,157.54	7,910.04