



See a Social Security Number? Say Something!
Report Privacy Problems to <https://public.resource.org/privacy>
Or call the IRS Identity Theft Hotline at 1-800-908-4490



Form **990-PF**Department of the Treasury
Internal Revenue Service**Return of Private Foundation**

or Section 4947(a)(1) Trust Treated as Private Foundation

Do not enter social security numbers on this form as it may be made public.

Information about Form 990-PF and its separate instructions is at www.irs.gov/form990pf

OMB No. 1545-0052

2014

Open to Public Inspection

For calendar year 2014 or tax year beginning

06/01, 2014, and ending

05/31, 2015

Name of foundation

B H HOMAN JR TR P15583001

Number and street (or P O box number if mail is not delivered to street address)

10 S DEARBORN IL1-0117

City or town, state or province, country, and ZIP or foreign postal code

CHICAGO, IL 60603

G Check all that apply:

Initial return

Final return

Address change

Initial return of a former public charity

Amended return

Name change

H Check type of organization.

☒ Section 501(c)(3) exempt private foundation☐ Section 4947(a)(1) nonexempt charitable trust☐ Other taxable private foundation

I Fair market value of all assets at

end of year (from Part II, col. (c), line

16) \$ 25,322,132.

J Accounting method: ☒ Cash ☐ Accrual☐ Other (specify)

(Part I, column (d) must be on cash basis.)

A Employer identification number

13-6741112

B Telephone number (see instructions)

866-888-5157

C If exemption application is
pending, check here ☐D 1 Foreign organizations, check here ☐2. Foreign organizations meeting the
85% test, check here and attach
computation ☐E If private foundation status was terminated
under section 507(b)(1)(A), check here ☐F If the foundation is in a 60-month termination
under section 507(b)(1)(B), check here ☐**Part I Analysis of Revenue and Expenses** (The
total of amounts in columns (b), (c), and (d)
may not necessarily equal the amounts in
column (a) (see instructions))

	(a) Revenue and expenses per books	(b) Net investment income	(c) Adjusted net income	(d) Disbursements for charitable purposes (cash basis only)
1 Contributions, gifts, grants, etc., received (attach schedule)				
2 Check <input checked="" type="checkbox"/> if the foundation is not required to attach Sch. B				
3 Interest on savings and temporary cash investments.				
4 Dividends and interest from securities	543,703.	539,428.		
5a Gross rents				
b Net rental income or (loss)				
6a Net gain or (loss) from sale of assets not on line 10	896,699.			
b Gross sales price for all assets on line 6a	8,396,387.			
7 Capital gain net income (from Part IV, line 2)		896,699.		
8 Net short-term capital gain				
9 Income modifications				
10a Gross sales less returns and allowances				
b Less Cost of goods sold				
c Gross profit or (loss) (attach schedule)				
11 Other income (attach schedule)	185.	185.		STMT 1
12 Total. Add lines 1 through 11	1,440,587.	1,436,312.		
13 Compensation of officers, directors, trustees, etc.	159,640.	119,730.		39,910.
14 Other employee salaries and wages		NONE	NONE	
15 Pension plans, employee benefits		NONE	NONE	
16a Legal fees (attach schedule)				
b Accounting fees (attach schedule)				
c Other professional fees (attach schedule)				
17 Interest				
18 Taxes (attach schedule) (see instructions)	36,193.	11,193.		
19 Depreciation (attach schedule) and depletion				
20 Occupancy				
21 Travel, conferences, and meetings		NONE	NONE	
22 Printing and publications		NONE	NONE	
23 Other expenses (attach schedule)	750.			750.
24 Total operating and administrative expenses. Add lines 13 through 23.	196,583.	130,923.	NONE	40,660.
25 Contributions, gifts, grants paid	519,000.			519,000.
26 Total expenses and disbursements Add lines 24 and 25	715,583.	130,923.	NONE	559,660.
27 Subtract line 26 from line 12				
a Excess of revenue over expenses and disbursements	725,004.			
b Net investment income (if negative, enter -0-)		1,305,389.		
c Adjusted net income (if negative, enter -0-)				

SCANNED OCT 19 2015

SCANNED FEB 09 2016

Part II Balance Sheets		Attached schedules and amounts in the description column should be for end-of-year amounts only (See instructions)		Beginning of year	End of year	
		(a) Book Value	(b) Book Value	(c) Fair Market Value		
Assets	1	Cash - non-interest-bearing		159,968.	308,834.	308,834.
	2	Savings and temporary cash investments		1,134,620.	805,654.	805,654.
	3	Accounts receivable ▶				
		Less allowance for doubtful accounts ▶				
	4	Pledges receivable ▶				
		Less allowance for doubtful accounts ▶				
	5	Grants receivable				
	6	Receivables due from officers, directors, trustees, and other disqualified persons (attach schedule) (see instructions)				
	7	Other notes and loans receivable (attach schedule) ▶				
		Less allowance for doubtful accounts ▶	NONE			
	8	Inventories for sale or use				
	9	Prepaid expenses and deferred charges				
	10a	Investments - U S and state government obligations (attach schedule)				
	b	Investments - corporate stock (attach schedule)	13,800,351.	14,894,868.	20,632,748.	
	c	Investments - corporate bonds (attach schedule)	3,751,144.	3,553,020.	3,574,896.	
	Liabilities	11	Investments - land, buildings, and equipment basis ▶			
		Less accumulated depreciation (attach schedule) ▶				
12		Investments - mortgage loans				
13		Investments - other (attach schedule)				
14		Land, buildings, and equipment basis ▶				
		Less accumulated depreciation (attach schedule) ▶				
15		Other assets (describe ▶)				
16		Total assets (to be completed by all filers - see the instructions. Also, see page 1, item I)	18,846,083.	19,562,376.	25,322,132.	
17		Accounts payable and accrued expenses				
18		Grants payable				
Net Assets or Fund Balances	19	Deferred revenue				
	20	Loans from officers, directors, trustees, and other disqualified persons				
	21	Mortgages and other notes payable (attach schedule)				
	22	Other liabilities (describe ▶)				
23	Total liabilities (add lines 17 through 22)			NONE		
Foundations that follow SFAS 117, check here ▶ <input type="checkbox"/>	24	Unrestricted				
	25	Temporarily restricted				
	26	Permanently restricted				
	Foundations that do not follow SFAS 117, . . . ▶ <input checked="" type="checkbox"/>	27	Capital stock, trust principal, or current funds	18,846,083.	19,562,376.	
		28	Paid-in or capital surplus, or land, bldg, and equipment fund			
		29	Retained earnings, accumulated income, endowment, or other funds			
		30	Total net assets or fund balances (see instructions)	18,846,083.	19,562,376.	
	31	Total liabilities and net assets/fund balances (see instructions)	18,846,083.	19,562,376.		

Part III Analysis of Changes in Net Assets or Fund Balances

1	Total net assets or fund balances at beginning of year - Part II, column (a), line 30 (must agree with end-of-year figure reported on prior year's return)	1	18,846,083.
2	Enter amount from Part I, line 27a	2	725,004.
3	Other increases not included in line 2 (itemize) ▶	3	
4	Add lines 1, 2, and 3	4	19,571,087.
5	Decreases not included in line 2 (itemize) ▶	5	8,711.
6	Total net assets or fund balances at end of year (line 4 minus line 5) - Part II, column (b), line 30	6	19,562,376.

Form 990-PF (2014)

Part IV Capital Gains and Losses for Tax on Investment Income

(a) List and describe the kind(s) of property sold (e.g., real estate, 2-story brick warehouse; or common stock, 200 shs. MLC Co.)			(b) How acquired P - Purchase D - Donation	(c) Date acquired (mo., day, yr.)	(d) Date sold (mo., day, yr.)
1a PUBLICLY TRADED SECURITIES					
b					
c					
d					
e					
(e) Gross sales price	(f) Depreciation allowed (or allowable)	(g) Cost or other basis plus expense of sale	(h) Gain or (loss) (e) plus (f) minus (g)		
a 8,396,387.		7,499,688.	896,699.		
b					
c					
d					
e					
Complete only for assets showing gain in column (h) and owned by the foundation on 12/31/69					
(i) F.M.V. as of 12/31/69	(j) Adjusted basis as of 12/31/69	(k) Excess of col. (i) over col. (j), if any	(l) Gains (Col. (h) gain minus col. (k), but not less than -0-) or Losses (from col. (h))		
a			896,699.		
b					
c					
d					
e					
2 Capital gain net income or (net capital loss)			2	896,699.	
{ If gain, also enter in Part I, line 7 If (loss), enter -0- in Part I, line 7					
3 Net short-term capital gain or (loss) as defined in sections 1222(5) and (6):			3		
If gain, also enter in Part I, line 8, column (c) (see instructions). If (loss), enter -0- in Part I, line 8					

Part V Qualification Under Section 4940(e) for Reduced Tax on Net Investment Income

(For optional use by domestic private foundations subject to the section 4940(a) tax on net investment income.)

If section 4940(d)(2) applies, leave this part blank.

Was the foundation liable for the section 4942 tax on the distributable amount of any year in the base period?

☐ Yes ☒ No

If "Yes," the foundation does not qualify under section 4940(e). Do not complete this part.

1 Enter the appropriate amount in each column for each year; see the instructions before making any entries.

(a) Base period years Calendar year (or tax year beginning in)	(b) Adjusted qualifying distributions	(c) Net value of noncharitable-use assets	(d) Distribution ratio (col. (b) divided by col. (c))
2013	906,769.	22,676,971.	0.039986
2012	1,022,536.	20,241,952.	0.050516
2011	393,148.	19,506,374.	0.020155
2010	1,160,534.	20,404,739.	0.056876
2009	1,365,408.	19,238,167.	0.070974
2 Total of line 1, column (d)			2 0.238507
3 Average distribution ratio for the 5-year base period - divide the total on line 2 by 5, or by the number of years the foundation has been in existence if less than 5 years			3 0.047701
4 Enter the net value of noncharitable-use assets for 2014 from Part X, line 5			4 24,128,019.
5 Multiply line 4 by line 3			5 1,150,931.
6 Enter 1% of net investment income (1% of Part I, line 27b)			6 13,054.
7 Add lines 5 and 6			7 1,163,985.
8 Enter qualifying distributions from Part XII, line 4			8 559,660.
If line 8 is equal to or greater than line 7, check the box in Part VI, line 1b, and complete that part using a 1% tax rate. See the Part VI instructions.			

Part VI Excise Tax Based on Investment Income (Section 4940(a), 4940(b), 4940(e), or 4948 - see instructions)

1a Exempt operating foundations described in section 4940(d)(2), check here <input type="checkbox"/> and enter "N/A" on line 1 Date of ruling or determination letter _____ (attach copy of letter if necessary - see instructions)	1	26,108.
b Domestic foundations that meet the section 4940(e) requirements in Part V, check here <input type="checkbox"/> and enter 1% of Part I, line 27b		
c All other domestic foundations enter 2% of line 27b. Exempt foreign organizations enter 4% of Part I, line 12, col. (b).		
2 Tax under section 511 (domestic section 4947(a)(1) trusts and taxable foundations only. Others enter -0-)	2	
3 Add lines 1 and 2	3	26,108.
4 Subtitle A (income) tax (domestic section 4947(a)(1) trusts and taxable foundations only. Others enter -0-)	4	NONE
5 Tax based on investment income. Subtract line 4 from line 3. If zero or less, enter -0-	5	26,108.
6 Credits/Payments		
a 2014 estimated tax payments and 2013 overpayment credited to 2014	6a	31,603.
b Exempt foreign organizations - tax withheld at source	6b	NONE
c Tax paid with application for extension of time to file (Form 8868)	6c	NONE
d Backup withholding erroneously withheld	6d	
7 Total credits and payments. Add lines 6a through 6d	7	31,603.
8 Enter any penalty for underpayment of estimated tax. Check here <input type="checkbox"/> if Form 2220 is attached	8	85.
9 Tax due. If the total of lines 5 and 8 is more than line 7, enter amount owed	9	
10 Overpayment. If line 7 is more than the total of lines 5 and 8, enter the amount overpaid	10	5,410.
11 Enter the amount of line 10 to be. Credited to 2015 estimated tax <input type="checkbox"/> 5,410. Refunded <input type="checkbox"/> 11	11	

Part VII-A Statements Regarding Activities

	Yes	No
1a During the tax year, did the foundation attempt to influence any national, state, or local legislation or did it participate or intervene in any political campaign?		X
b Did it spend more than \$100 during the year (either directly or indirectly) for political purposes (see Instructions for the definition)? If the answer is "Yes" to 1a or 1b, attach a detailed description of the activities and copies of any materials published or distributed by the foundation in connection with the activities.		X
c Did the foundation file Form 1120-POL for this year?		X
d Enter the amount (if any) of tax on political expenditures (section 4955) imposed during the year: (1) On the foundation <input type="checkbox"/> \$ _____ (2) On foundation managers. <input type="checkbox"/> \$ _____		
e Enter the reimbursement (if any) paid by the foundation during the year for political expenditure tax imposed on foundation managers. <input type="checkbox"/> \$ _____		
2 Has the foundation engaged in any activities that have not previously been reported to the IRS? If "Yes," attach a detailed description of the activities.		X
3 Has the foundation made any changes, not previously reported to the IRS, in its governing instrument, articles of incorporation, or bylaws, or other similar instruments? If "Yes," attach a conformed copy of the changes		X
4a Did the foundation have unrelated business gross income of \$1,000 or more during the year?		X
b If "Yes," has it filed a tax return on Form 990-T for this year?		
5 Was there a liquidation, termination, dissolution, or substantial contraction during the year? If "Yes," attach the statement required by General Instruction T.		X
6 Are the requirements of section 508(e) (relating to sections 4941 through 4945) satisfied either: • By language in the governing instrument, or • By state legislation that effectively amends the governing instrument so that no mandatory directions that conflict with the state law remain in the governing instrument?	X	
7 Did the foundation have at least \$5,000 in assets at any time during the year? If "Yes," complete Part II, col. (c), and Part XV	X	
8a Enter the states to which the foundation reports or with which it is registered (see instructions) <input type="checkbox"/> NY		
b If the answer is "Yes" to line 7, has the foundation furnished a copy of Form 990-PF to the Attorney General (or designate) of each state as required by General Instruction G? If "No," attach explanation	X	
9 Is the foundation claiming status as a private operating foundation within the meaning of section 4942(j)(3) or 4942(j)(5) for calendar year 2014 or the taxable year beginning in 2014 (see instructions for Part XIV)? If "Yes," complete Part XIV		X
10 Did any persons become substantial contributors during the tax year? If "Yes," attach a schedule listing their names and addresses		X

Form 990-PF (2014)

Part VII-A Statements Regarding Activities (continued)

11	At any time during the year, did the foundation, directly or indirectly, own a controlled entity within the meaning of section 512(b)(13)? If "Yes," attach schedule (see instructions)	11		<input checked="" type="checkbox"/>
12	Did the foundation make a distribution to a donor advised fund over which the foundation or a disqualified person had advisory privileges? If "Yes," attach statement (see instructions)	12		<input checked="" type="checkbox"/>
13	Did the foundation comply with the public inspection requirements for its annual returns and exemption application?	13	<input checked="" type="checkbox"/>	
Website address ▶ <u>NA</u>				
14	The books are in care of ▶ <u>JPMorgan Chase Bank, NA</u> Telephone no. ▶ <u>(866) 888-5157</u>			
	Located at ▶ <u>10 S DEARBORN ST. FL 21, CHICAGO, IL</u> ZIP+4 ▶ <u>60603</u>			
15	Section 4947(a)(1) nonexempt charitable trusts filing Form 990-PF in lieu of Form 1041 - Check here ▶ <input type="checkbox"/>			
	and enter the amount of tax-exempt interest received or accrued during the year ▶ 15			
16	At any time during calendar year 2014, did the foundation have an interest in or a signature or other authority over a bank, securities, or other financial account in a foreign country?	16	<input type="checkbox"/>	<input checked="" type="checkbox"/>
See the instructions for exceptions and filing requirements for FinCEN Form 114, (formerly TD F 90-22.1). If "Yes," enter the name of the foreign country ▶				

Part VII-B Statements Regarding Activities for Which Form 4720 May Be Required

File Form 4720 if any item is checked in the "Yes" column, unless an exception applies.

		Yes	No
1a	During the year did the foundation (either directly or indirectly):		
(1)	Engage in the sale or exchange, or leasing of property with a disqualified person? <input type="checkbox"/> Yes <input checked="" type="checkbox"/> No		
(2)	Borrow money from, lend money to, or otherwise extend credit to (or accept it from) a disqualified person? <input type="checkbox"/> Yes <input checked="" type="checkbox"/> No		
(3)	Furnish goods, services, or facilities to (or accept them from) a disqualified person? <input type="checkbox"/> Yes <input checked="" type="checkbox"/> No		
(4)	Pay compensation to, or pay or reimburse the expenses of, a disqualified person? <input checked="" type="checkbox"/> Yes <input type="checkbox"/> No		
(5)	Transfer any income or assets to a disqualified person (or make any of either available for the benefit or use of a disqualified person)? <input type="checkbox"/> Yes <input checked="" type="checkbox"/> No		
(6)	Agree to pay money or property to a government official? (Exception. Check "No" if the foundation agreed to make a grant to or to employ the official for a period after termination of government service, if terminating within 90 days.) <input type="checkbox"/> Yes <input checked="" type="checkbox"/> No		
b	If any answer is "Yes" to 1a(1)-(6), did any of the acts fail to qualify under the exceptions described in Regulations section 53.4941(d)-3 or in a current notice regarding disaster assistance (see instructions)? 1b		<input checked="" type="checkbox"/>
	Organizations relying on a current notice regarding disaster assistance check here ▶ <input type="checkbox"/>		
c	Did the foundation engage in a prior year in any of the acts described in 1a, other than excepted acts, that were not corrected before the first day of the tax year beginning in 2014? 1c		<input checked="" type="checkbox"/>
2	Taxes on failure to distribute income (section 4942) (does not apply for years the foundation was a private operating foundation defined in section 4942(j)(3) or 4942(j)(5))		
a	At the end of tax year 2014, did the foundation have any undistributed income (lines 6d and 6e, Part XIII) for tax year(s) beginning before 2014? <input checked="" type="checkbox"/> Yes <input type="checkbox"/> No		
	If "Yes," list the years ▶ _____		
b	Are there any years listed in 2a for which the foundation is not applying the provisions of section 4942(a)(2) (relating to incorrect valuation of assets) to the year's undistributed income? (If applying section 4942(a)(2) to all years listed, answer "No" and attach statement - see instructions.) 2b	<input checked="" type="checkbox"/>	
c	If the provisions of section 4942(a)(2) are being applied to any of the years listed in 2a, list the years here. ▶ _____		
3a	Did the foundation hold more than a 2% direct or indirect interest in any business enterprise at any time during the year? <input type="checkbox"/> Yes <input checked="" type="checkbox"/> No		
b	If "Yes," did it have excess business holdings in 2014 as a result of (1) any purchase by the foundation or disqualified persons after May 26, 1969; (2) the lapse of the 5-year period (or longer period approved by the Commissioner under section 4943(c)(7)) to dispose of holdings acquired by gift or bequest; or (3) the lapse of the 10-, 15-, or 20-year first phase holding period? (Use Schedule C, Form 4720, to determine if the foundation had excess business holdings in 2014) 3b		
4a	Did the foundation invest during the year any amount in a manner that would jeopardize its charitable purposes? 4a		<input checked="" type="checkbox"/>
b	Did the foundation make any investment in a prior year (but after December 31, 1969) that could jeopardize its charitable purpose that had not been removed from jeopardy before the first day of the tax year beginning in 2014? 4b		<input checked="" type="checkbox"/>

Form 990-PF (2014)

Part VII-B Statements Regarding Activities for Which Form 4720 May Be Required (continued)**5a** During the year did the foundation pay or incur any amount to:

- (1) Carry on propaganda, or otherwise attempt to influence legislation (section 4945(e))? ☐ Yes ☒ No
- (2) Influence the outcome of any specific public election (see section 4955), or to carry on, directly or indirectly, any voter registration drive? ☐ Yes ☒ No
- (3) Provide a grant to an individual for travel, study, or other similar purposes? ☐ Yes ☒ No
- (4) Provide a grant to an organization other than a charitable, etc., organization described in section 4945(d)(4)(A)? (see instructions). ☐ Yes ☒ No
- (5) Provide for any purpose other than religious, charitable, scientific, literary, or educational purposes, or for the prevention of cruelty to children or animals? ☐ Yes ☒ No

b If any answer is "Yes" to 5a(1)-(5), did any of the transactions fail to qualify under the exceptions described in Regulations section 53.4945 or in a current notice regarding disaster assistance (see instructions)? ☐Organizations relying on a current notice regarding disaster assistance check here ☐**c** If the answer is "Yes" to question 5a(4), does the foundation claim exemption from the tax because it maintained expenditure responsibility for the grant? ☐ Yes ☐ No

If "Yes," attach the statement required by Regulations section 53.4945-5(d).

6a Did the foundation, during the year, receive any funds, directly or indirectly, to pay premiums on a personal benefit contract? ☐ Yes ☒ No**b** Did the foundation, during the year, pay premiums, directly or indirectly, on a personal benefit contract? ☐ Yes ☒ No
If "Yes" to 6b, file Form 8870**7a** At any time during the tax year, was the foundation a party to a prohibited tax shelter transaction? ☐ Yes ☒ No**b** If "Yes," did the foundation receive any proceeds or have any net income attributable to the transaction? ☐ Yes ☒ No**Part VIII Information About Officers, Directors, Trustees, Foundation Managers, Highly Paid Employees, and Contractors****1** List all officers, directors, trustees, foundation managers and their compensation (see instructions).

(a) Name and address	(b) Title, and average hours per week devoted to position	(c) Compensation (if not paid, enter -0-)	(d) Contributions to employee benefit plans and deferred compensation	(e) Expense account, other allowances
JP MORGAN CHASE BANK . N A. 10 S DEARBORN ST; MC; IL 1-0017, Chicago, IL 60603	TRUSTEE 2	159,640.	-0-	-0-

2 Compensation of five highest-paid employees (other than those included on line 1 - see instructions). If none, enter "NONE."

(a) Name and address of each employee paid more than \$50,000	(b) Title, and average hours per week devoted to position	(c) Compensation	(d) Contributions to employee benefit plans and deferred compensation	(e) Expense account, other allowances
NONE		NONE	NONE	NONE

Total number of other employees paid over \$50,000 **NONE**

Form 990-PF (2014)

Part VIII Information About Officers, Directors, Trustees, Foundation Managers, Highly Paid Employees, and Contractors (continued)**3 Five highest-paid independent contractors for professional services** (see instructions). If none, enter "NONE."

(a) Name and address of each person paid more than \$50,000	(b) Type of service	(c) Compensation
NONE		NONE
Total number of others receiving over \$50,000 for professional services		NONE

Part IX-A Summary of Direct Charitable Activities

List the foundation's four largest direct charitable activities during the tax year. Include relevant statistical information such as the number of organizations and other beneficiaries served, conferences convened, research papers produced, etc.	Expenses
1 NONE	
2	
3	
4	

Part IX-B Summary of Program-Related Investments (see instructions)

Describe the two largest program-related investments made by the foundation during the tax year on lines 1 and 2	Amount
1 NONE	
2	
All other program-related investments See instructions.	
3 NONE	
Total. Add lines 1 through 3	

Form 990-PF (2014)

Part X Minimum Investment Return (All domestic foundations must complete this part. Foreign foundations, see instructions.)

1	Fair market value of assets not used (or held for use) directly in carrying out charitable, etc., purposes:		
a	Average monthly fair market value of securities	1a	23,365,902.
b	Average of monthly cash balances	1b	1,129,549.
c	Fair market value of all other assets (see instructions).	1c	NONE
d	Total (add lines 1a, b, and c)	1d	24,495,451.
e	Reduction claimed for blockage or other factors reported on lines 1a and 1c (attach detailed explanation)	1e	
2	Acquisition indebtedness applicable to line 1 assets	2	NONE
3	Subtract line 2 from line 1d	3	24,495,451.
4	Cash deemed held for charitable activities. Enter 1 1/2% of line 3 (for greater amount, see instructions)	4	367,432.
5	Net value of noncharitable-use assets. Subtract line 4 from line 3. Enter here and on Part V, line 4	5	24,128,019.
6	Minimum investment return. Enter 5% of line 5	6	1,206,401.

Part XI Distributable Amount (see instructions) (Section 4942(j)(3) and (j)(5) private operating foundations and certain foreign organizations check here ☐ and do not complete this part.)

1	Minimum investment return from Part X, line 6	1	1,206,401.
2a	Tax on investment income for 2014 from Part VI, line 5	2a	26,108.
b	Income tax for 2014. (This does not include the tax from Part VI.)	2b	
c	Add lines 2a and 2b	2c	26,108.
3	Distributable amount before adjustments. Subtract line 2c from line 1	3	1,180,293.
4	Recoveries of amounts treated as qualifying distributions	4	NONE
5	Add lines 3 and 4	5	1,180,293.
6	Deduction from distributable amount (see instructions).	6	NONE
7	Distributable amount as adjusted. Subtract line 6 from line 5. Enter here and on Part XIII, line 1	7	1,180,293.

Part XII Qualifying Distributions (see instructions)

1	Amounts paid (including administrative expenses) to accomplish charitable, etc., purposes:		
a	Expenses, contributions, gifts, etc. - total from Part I, column (d), line 26	1a	559,660.
b	Program-related investments - total from Part IX-B	1b	
2	Amounts paid to acquire assets used (or held for use) directly in carrying out charitable, etc., purposes	2	NONE
3	Amounts set aside for specific charitable projects that satisfy the:		
a	Suitability test (prior IRS approval required)	3a	NONE
b	Cash distribution test (attach the required schedule)	3b	NONE
4	Qualifying distributions. Add lines 1a through 3b. Enter here and on Part V, line 8, and Part XIII, line 4	4	559,660.
5	Foundations that qualify under section 4940(e) for the reduced rate of tax on net investment income. Enter 1% of Part I, line 27b (see instructions)	5	N/A
6	Adjusted qualifying distributions. Subtract line 5 from line 4	6	559,660.

Note. The amount on line 6 will be used in Part V, column (b), in subsequent years when calculating whether the foundation qualifies for the section 4940(e) reduction of tax in those years.

Part XIII Undistributed Income (see instructions)

	(a) Corpus	(b) Years prior to 2013	(c) 2013	(d) 2014
1 Distributable amount for 2014 from Part XI, line 7				1,180,293.
2 Undistributed income, if any, as of the end of 2014				
a Enter amount for 2013 only			518,806.	
b Total for prior years 20 <u>12</u> , 20____, 20____		NONE		
3 Excess distributions carryover, if any, to 2014				
a From 2009	NONE			
b From 2010	NONE			
c From 2011	NONE			
d From 2012	NONE			
e From 2013	NONE			
f Total of lines 3a through e	NONE			
4 Qualifying distributions for 2014 from Part XII, line 4 ▶ \$ <u>559,660.</u>				
a Applied to 2013, but not more than line 2a . . .			518,806.	
b Applied to undistributed income of prior years (Election required - see instructions)		NONE		
c Treated as distributions out of corpus (Election required - see instructions)	NONE			
d Applied to 2014 distributable amount				40,854.
e Remaining amount distributed out of corpus . .	NONE			
5 Excess distributions carryover applied to 2014 . (If an amount appears in column (d), the same amount must be shown in column (a))	NONE			NONE
6 Enter the net total of each column as indicated below:				
a Corpus. Add lines 3f, 4c, and 4e. Subtract line 5	NONE			
b Prior years' undistributed income. Subtract line 4b from line 2b		NONE		
c Enter the amount of prior years' undistributed income for which a notice of deficiency has been issued, or on which the section 4942(a) tax has been previously assessed		NONE		
d Subtract line 6c from line 6b. Taxable amount - see instructions		NONE		
e Undistributed income for 2013. Subtract line 4a from line 2a. Taxable amount - see instructions				
f Undistributed income for 2014. Subtract lines 4d and 5 from line 1. This amount must be distributed in 2015				1,139,439.
7 Amounts treated as distributions out of corpus to satisfy requirements imposed by section 170(b)(1)(F) or 4942(g)(3) (Election may be required - see instructions)	NONE			
8 Excess distributions carryover from 2009 not applied on line 5 or line 7 (see instructions) . . .	NONE			
9 Excess distributions carryover to 2015. Subtract lines 7 and 8 from line 6a	NONE			
10 Analysis of line 9.				
a Excess from 2010 . . .	NONE			
b Excess from 2011 . . .	NONE			
c Excess from 2012 . . .	NONE			
d Excess from 2013 . . .	NONE			
e Excess from 2014 . . .	NONE			

Part XIV Private Operating Foundations (see instructions and Part VII-A, question 9)**NOT APPLICABLE**

1a If the foundation has received a ruling or determination letter that it is a private operating foundation, and the ruling is effective for 2014, enter the date of the ruling

b Check box to indicate whether the foundation is a private operating foundation described in section 4942(j)(3) or 4942(j)(5)

2a Enter the lesser of the adjusted net income from Part I or the minimum investment return from Part X for each year listed

Tax year	Prior 3 years				(e) Total
	(a) 2014	(b) 2013	(c) 2012	(d) 2011	
b 85% of line 2a					
c Qualifying distributions from Part XII, line 4 for each year listed					
d Amounts included in line 2c not used directly for active conduct of exempt activities					
e Qualifying distributions made directly for active conduct of exempt activities. Subtract line 2d from line 2c					
3 Complete 3a, b, or c for the alternative test relied upon					
a "Assets" alternative test - enter					
(1) Value of all assets					
(2) Value of assets qualifying under section 4942(j)(3)(B)(i).					
b "Endowment" alternative test - enter 2/3 of minimum investment return shown in Part X, line 6 for each year listed					
c "Support" alternative test - enter					
(1) Total support other than gross investment income (interest, dividends, rents, payments on securities loans (section 512(a)(5)), or royalties).					
(2) Support from general public and 5 or more exempt organizations as provided in section 4942(j)(3)(B)(iii).					
(3) Largest amount of support from an exempt organization.					
(4) Gross investment income.					

Part XV Supplementary Information (Complete this part only if the foundation had \$5,000 or more in assets at any time during the year - see instructions.)**1 Information Regarding Foundation Managers:**

a List any managers of the foundation who have contributed more than 2% of the total contributions received by the foundation before the close of any tax year (but only if they have contributed more than \$5,000). (See section 507(d)(2).)

NONE

b List any managers of the foundation who own 10% or more of the stock of a corporation (or an equally large portion of the ownership of a partnership or other entity) of which the foundation has a 10% or greater interest.

NONE

2 Information Regarding Contribution, Grant, Gift, Loan, Scholarship, etc., Programs.

Check here ☒ if the foundation only makes contributions to preselected charitable organizations and does not accept unsolicited requests for funds. If the foundation makes gifts, grants, etc. (see instructions) to individuals or organizations under other conditions, complete items 2a, b, c, and d.

a The name, address, and telephone number or e-mail address of the person to whom applications should be addressed:

b The form in which applications should be submitted and information and materials they should include.

c Any submission deadlines:

d Any restrictions or limitations on awards, such as by geographical areas, charitable fields, kinds of institutions, or other factors:

Part XV Supplementary Information (continued)**3 Grants and Contributions Paid During the Year or Approved for Future Payment**

Recipient Name and address (home or business)	If recipient is an individual, show any relationship to any foundation manager or substantial contributor	Foundation status of recipient	Purpose of grant or contribution	Amount
a Paid during the year				
New York Medical College ADMINISTRATION BUILDING Valhalla NY 10595	NONE	PC	GENERAL	86,500.
Yeshiva University Al Einstein Sch 500 WEST 185TH ST New York NY 10033	NONE	PC	GENERAL	86,500.
New York University 726 BROADWAY- NINTH FL New York NY 10003	NONE	PC	GENERAL	86,500.
Tr of Columbia University City of NY 622 WEST 113TH ST New York NY 10025	NONE	PC	GENERAL	86,500.
New York Hospital Cornell Medical C 575 LEXINGTON AVE FL (New York NY 10022	NONE	PC	GENERAL	86,500.
Mount Sinai School of Medicine 1 GUSTAVE LEVY PLACE New York NY 10029	NONE	PC	GENERAL	86,500.
Total			3a	519,000.
b Approved for future payment				
Total			3b	

Unrelated business income		Excluded by section 512, 513, or 514		(e) Related or exempt function income (See instructions.)
(a) Business code	(b) Amount	(c) Exclusion code	(d) Amount	
1 Program service revenue.				
a _____				
b _____				
c _____				
d _____				
e _____				
f _____				
g Fees and contracts from government agencies				
2 Membership dues and assessments				
3 Interest on savings and temporary cash investments				
4 Dividends and interest from securities				
5 Net rental income or (loss) from real estate				
a Debt-financed property				
b Not debt-financed property				
6 Net rental income or (loss) from personal property .				
7 Other investment income				
8 Gain or (loss) from sales of assets other than inventory				
9 Net income or (loss) from special events . . .				
10 Gross profit or (loss) from sales of inventory . .				
11 Other revenue. a _____				
b <u>OTHER INCOME</u>		14	185.	
c _____				
d _____				
e _____				
12 Subtotal. Add columns (b), (d), and (e)				
13 Total. Add line 12, columns (b), (d), and (e) 13 1,440,587.				

Part XVI-B	Relationship of Activities to the Accomplishment of Exempt Purposes

Line No.	Explain below how each activity for which income is reported in column (e) of Part XVI-A contributed importantly to the accomplishment of the foundation's exempt purposes (other than by providing funds for such purposes). (See instructions.)
1	
2	
3	
4	
5	
6	
7	
8	
9	
10	
11	
12	
13	
14	
15	
16	
17	
18	
19	
20	
21	
22	
23	
24	
25	
26	
27	
28	
29	
30	
31	
32	
33	
34	
35	
36	
37	
38	
39	
40	
41	
42	
43	
44	
45	
46	
47	
48	
49	
50	
51	
52	
53	
54	
55	
56	
57	
58	
59	
60	
61	
62	
63	
64	
65	
66	
67	
68	
69	
70	
71	
72	
73	
74	
75	
76	
77	
78	
79	
80	
81	
82	
83	
84	
85	
86	
87	
88	
89	
90	
91	
92	
93	
94	
95	
96	
97	
98	
99	
100	

NOT APPLICABLE

B H HOMAN JR TR P15583001

13-6741112

FORM 990PF, PART I - OTHER INCOME

=====

DESCRIPTION -----	REVENUE AND EXPENSES PER BOOKS -----	NET INVESTMENT INCOME -----
OTHER INCOME	185.	185.
	-----	-----
TOTALS	185.	185.
	=====	=====

B H HOMAN JR TR P15583001

13-6741112

FORM 990PF, PART I - TAXES

=====

DESCRIPTION -----	REVENUE AND EXPENSES PER BOOKS -----	NET INVESTMENT INCOME -----
FOREIGN TAXES	209.	209.
FEDERAL ESTIMATES - INCOME	25,000.	
FOREIGN TAXES ON QUALIFIED FOR	10,043.	10,043.
FOREIGN TAXES ON NONQUALIFIED	941.	941.
	-----	-----
TOTALS	36,193.	11,193.
	=====	=====

B H HOMAN JR TR P15583001

13-6741112

FORM 990PF, PART I - OTHER EXPENSES
=====

DESCRIPTION -----	REVENUE AND EXPENSES PER BOOKS -----	CHARITABLE PURPOSES -----
ATTORNEY GENERAL FEE	750.	750.
TOTALS	----- 750. =====	----- 750. =====

FORM 990PF, PART III - OTHER DECREASES IN NET WORTH OR FUND BALANCES
=====DESCRIPTION
-----AMOUNT
-----PRIOR PERIOD ADJUSTMENT
ADJUSTMENT TO BASIS

648.

8,063.

TOTAL

8,711.

=====



JPMorgan Chase Bank, N.A.
270 Park Avenue, New York, NY 10017-2014

B H HOMAN JR CHARITABLE TRUST ACCT P15583001
As of 5/31/15

Fiduciary Account

J.P. Morgan Team

Sean Curran	Banker	302-634-2977
Sue Simpson	T & E Officer	212-464-0994
Melissa Cupido	T & E Administrator	212-648-1475
Brad Turney	Portfolio Manager	302-634-1802
Nayeli Urbola	Client Service Team	888-576-0043
Aaron Murphy	Client Service Team	
Lars Arvidsson	Client Service Team	
Nhat Nguyen	Client Service Team	
Online access	www.jpmorganonline.com	

Table of Contents

	Page
Account Summary	2
Holdings	
Equity	4
Cash & Fixed Income	16

Please see disclosures located at the end of this statement package for important information relating to each J.P.Morgan account(s)

J.P.Morgan

0000000101 15 0 15 000009 SC+HMF 22150702

Page 1 of 19

000011 0013 05 0305 HSPD0006 11 07700000

2514278080310051113
14447191201012813



B H HOMAN JR CHARITABLE TRUST AOCT P15583001
As of 5/31/15

Account Summary

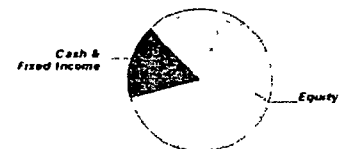
PRINCIPAL

Asset Allocation	Beginning Market Value	Ending Market Value	Change In Value	Estimated Annual Income	Current Allocation
Equity	19,287,725.17	20,632,747.56	1,345,022.39	372,884.59	83%
Cash & Fixed Income	4,946,321.83	4,380,550.02	(565,771.81)	256,187.97	17%
Market Value	\$24,234,047.00	\$25,013,297.58	\$779,250.58	\$629,072.56	100%

INCOME

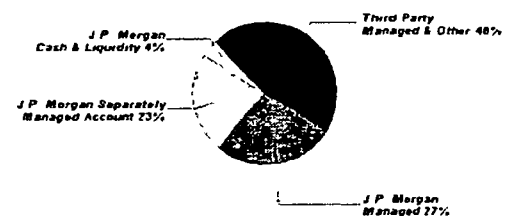
Cash Position	Beginning Market Value	Ending Market Value	Change In Value
Cash Balance	159,967.66	308,833.65	148,865.99
Accruals	12,558.68	8,292.61	(4,266.07)
Market Value	\$172,526.34	\$317,126.26	\$144,599.92

Asset Allocation



* J.P. Morgan Managed includes (to the extent permitted under applicable law) mutual funds, other registered funds and hedge funds managed by J.P. Morgan and structured products issued by J.P. Morgan. J.P. Morgan Separately Managed Account includes fixed income, equity and alternative separately managed accounts managed by J.P. Morgan. J.P. Morgan Cash & Liquidity Funds includes cash, J.P. Morgan deposit sweeps and J.P. Morgan money market mutual funds. Third-Party Managed & Other includes mutual funds, exchange traded funds, hedge funds, and separately managed accounts managed by parties other than J.P. Morgan, structured products and exchange traded notes issued by parties other than J.P. Morgan, and other investments not managed or issued by J.P. Morgan. See important information about investment principles and conflicts in the disclosures section.

Manager Allocation *



J.P.Morgan



B H H O M A N J R C H A R I T A B L E T R U S T A C C T P 1 5 5 8 3 0 0 1
A s o f 5 / 3 1 / 1 5

Account Summary CONTINUED

Cost Summary	Cost
Equity	14,894,867.54
Cash & Fixed Income	4,358,673.83
Total	\$19,253,541.37

J.P.Morgan

Page 3 of 19

00511 0014 of 0105 8570340-6 X. 4/10/2015



17-46 / JPMORGAN / 10001134
15440710320010012814




B H HOMAN JR CHARITABLE TRUST ACCT P15583001
As of 5/31/15

Equity Summary

Asset Categories	Beginning Market Value	Ending Market Value	Change In Value	Current Allocation
US Large Cap Equity	8 016 740 54	9 034,149 11	1,017,408 57	37%
US Mid Cap Equity	2,153,961 08	2,150,156 96	(3,804 12)	9%
US Small Cap Equity	114,990 38	0 00	(114 990 38)	
EAFE Equity	6,029,964 80	5 510 455 12	(519,509 68)	22%
European Large Cap Equity	491 010 96	0 00	(491,010 96)	
Japanese Large Cap Equity	238 489 59	313 839 86	75,350 27	1%
Asia ex-Japan Equity	1,014,784 21	1,528,100 27	513 316 06	6%
Emerging Market Equity	235 692 95	336,704 21	101,011 26	1%
Global Equity	992 090 66	1 759 342 03	767,251 37	7%
Total Value	\$19,287,725.17	\$20,632,747.56	\$1,345,022.39	83%

Market Value/Cost	Current Period Value
Market Value	20,632,747.56
Tax Cost	14,894,867.54
Unrealized Gain/Loss	5 737,880 02
Estimated Annual Income	372 884 59
Accrued Dividends	8 292 61
Yield	1.80%

Asset Categories



Equity as a percentage of your portfolio - 83 %

J.P.Morgan



B H HOMAN JR CHARITABLE TRUST ACCT P15583001
As of 5/31/15

Note P indicates position adjusted for Pending Trade Activity

Equity Detail

	Price	Quantity	Value	Adjusted Tax Cost Original Cost	Unrealized Gain/Loss	Est Annual Inc Accrued Div	Yield
US Large Cap Equity							
ABBOTT LABORATORIES 002824-10-0 ABT	48.60	976,000	47,433.60	43,457.78	3,975.82	936.96	1.98%
ACCENTURE PLC-CL A G1151C-10-1 ACN	96.04	455,000	43,698.20	37,008.77	6,689.43	928.20	2.12%
ACE LTD NEW H0023P-10-5 ACE	106.48	643,000	68,466.64	37,587.06	30,779.58	1,723.24	2.52%
ACTAVIS, INC G0083B-10-8 ACT	306.81	266,000	81,611.46	67,028.85	14,582.61		
ADOBE SYSTEMS INC 00724F-10-1 ADBE	79.09	573,000	45,318.57	20,404.08	24,914.49		
AETNA INC 00817Y-10-8 AET	117.97	301,000	35,508.97	27,148.72	8,360.25	301.00	0.85%
ALEXION PHARMACEUTICALS INC 015351-10-9 ALXN	163.84	119,000	19,496.96	11,501.55	7,995.41		
ALLIANCE DATA SYSTEMS CORP 018581-10-8 ADS	298.03	95,000	28,312.85	16,775.75	11,537.10		
AMAZON COM INC 023135-10-6 AMZN	429.23	136,000	58,375.28	50,239.63	8,135.65		
ANADARKO PETROLEUM CORP 0325*1-10-7 APC	83.61	768,000	64,212.48	59,282.65	4,929.83	829.44	1.29%
APPLE INC. 037833-10-0 AAPL	130.28	2,037,000	265,380.36	60,339.91	205,040.45	4,236.96	1.60%

J.P.Morgan

Page 5 of 19

000011 0011 of 0111 14670216 11 00000000



1-140-148601307-1113
14447011-010074813



B H HOMAN JR CHARITABLE TRUST ACCT P15583001
As of 5/31/15

	Price	Quantity	Value	Adjusted Tax Cost Original Cost	Unrealized Gain/Loss	Est Annual Inc Accrued Div	Yield
US Large Cap Equity							
AVAGO TECHNOLOGIES LTD Y0486S-10-4 AVGO	148.07	1,051,000	155,621.57	34,993.04	120,628.53	1,597.52	1.03%
BANK OF AMERICA CORP 060505-10-4 BAC	16.50	6,598,000	108,867.00	93,028.29	15,838.71	1,319.60	1.21%
BIOGEN INC 09062X-10-3 BIIB	396.99	202,000	80,191.98	18,745.29	61,446.69		
BLACKROCK INC 09247X-10-1 BLK	365.78	103,000	37,675.34	34,375.34	3,300.00	898.16	2.38%
BRISTOL MYERS SQUIBB CO 110122-10-8 BMY	64.60	1,255,000	81,073.00	49,634.82	31,438.18	1,857.40	2.29%
BROADCOM CORP CL A 111320-10-7 BRCM	56.85	763,000	43,376.55	28,985.44	14,391.11	427.28 106.82	0.99%
CABOT OIL & GAS CORP CL A 127097-10-3 COG	33.96	572,000	19,425.12	20,185.56	(760.44)	45.76	0.24%
CAPITAL ONE FINANCIAL CORP 14040H-10-5 COF	83.56	549,000	45,874.44	29,618.27	16,256.17	878.40	1.91%
CBS CORP CLASS B W/1 124857-20-2 CBS	61.72	783,000	48,326.76	45,561.16	2,765.60	469.80	0.97%
CELGENE CORPORATION 151020-10-4 CELG	114.44	452,000	51,726.88	10,308.77	41,418.11		
CHARTER COMMUNICATIONS INC 15117M-30-5 CHTR	179.02	158,000	28,285.16	25,364.01	2,921.15		
CITIGROUP INC NEW 172967-42-4 C	54.08	1,398,000	75,603.84	49,098.77	26,505.07	279.60	0.37%

J.P.Morgan

Page 6 of 19



B H HOMAN JR CHARITABLE TRUST ACCT. P15583001
As of 5/31/15

	Price	Quantity	Value	Adjusted Tax Cost Original Cost	Unrealized Gain/Loss	Est Annual Inc Accrued Div	Yield
US Large Cap Equity							
COCA-COLA CO 191216-10-0 KO	40 96	1,133 000	46 407 68	49 820 49	(3,412 81)	1 495 56	3 22 %
COLGATE PALMOLIVE CO 194162-10-3 CL	66 79	357 000	23 844.03	21 949 85	1,894 17	542 64	2 28 %
COMCAST CORP CL A 20030N-10-1 CMCS A	58 46	1,238 000	72,373 48	25,083 51	47,289 97	1 238 00	1 71 %
CONCHO RESOURCES INC 20605P-10-1 CXO	120 30	143 000	17 202 90	17 474 05	(271 15)		
CONSTELLATION BRANDS INC A 21036P-10-8 STZ	117 89	297 000	35,013 33	26,068 83	8 944 50	92 07	0 26 %
COSTCO WHOLESALE CORP 22160K-10-5 COST	142 59	192 000	27 377 28	23 334 28	4,043 00	307 20	1 12 %
CROWN HOLDINGS INC 228368-10-6 CCK	55 29	675 000	37,320 75	34 590 07	2,730 68		
CVS HEALTH CORPORATION 126650-10-0 CVS	102 38	400 000	40,952 00	23,155 09	17 796 91	560 00	1 37 %
DISH NETWORK CORP CL A 25470M-10-9 DISH	70 79	670 000	47 429 30	25,055 54	22,373 76		
E I DU PONT DE NEMOURS & CO 263534-10-9 DD	71 01	515 000	36,570 15	35,069 24	1,500 91	1,009 40 252 35	2 76 %
FACEBOOK INC-A 30303M-10-2 FB	79 19	1,276 000	101 046 44	97,694 57	3 351 87		
FIDELITY NATIONAL INFORMATION SERVICES 31520M-10-6 FIS	62 70	758 000	47 526 60	48 035 72	(509 12)	788 32	1 66 %

J.P.Morgan

Page 7 of 19

000511 00.6 of 0305 15/06/2015 12:16:15



1540738801001116
1540731013201012815



B H HOMAN JR CHARITABLE TRUST ACCT P15583001
As of 5/31/15

	Price	Quantity	Value	Adjusted Tax Cost Original Cost	Unrealized Gain/Loss	Est Annual Inc Accrued Div	Yield
US Large Cap Equity							
GENERAL MOTORS CO 37045V-10-0 GM	35 97	2,033 000	73,127 01	61,514 77	11,612 24	2 927 52	4 00%
GILEAD SCIENCES INC 375558-10-3 GILD	112 27	459 000	51,531 93	49 794 25	1,737 68	789 48	1 53%
GOOGLE INC CLASS C 38259P-70-5 GOOG	532 11	213 000	113,339 43	91 995 53	21 343 90		
GOOGLE INC CLASS A 38259P-50-8 GOOG L	545 32	81 000	44,170 92	24 821 34	19 349 58		
HALLIBURTON CO 406216-10-1 HAL	45 40	1 004 000	45 581 60	42 559 06	3 022 54	722 88	1 59%
HARMAN INTERNATIONAL INDUSTRY INC 413086-10-9 HAR	120 52	442 000	53,269 84	43,392 59	9,877 25	583 44	1 10%
HARTFORD FINANCIAL SERVICES GROUP INC 416515-10-4 HIG	41 11	837 000	34 409 07	25 264 73	9 144 34	602 64 150 66	1 75%
HARTFORD CAPITAL APPREC-I 416649-30-9 ITHI X	39 57	14,255 832	564 103 27	388,331 17	175 772 10	3,834 81	0 68%
HOME DEPOT INC 437076-10-2 HD	111 42	888 000	98,940 96	42,242 49	56,698 47	2 095 68	2 12%
HONEYWELL INTERNATIONAL INC 438516-10-6 HON	104 20	1,142 000	118,996 40	63 986 91	55,009 49	2 363 94 590 99	1 99%
HUMANA INC 444859-10-2 HUM	214 65	566 000	121 491 90	62 642 23	58 849 67	656 56	0 54%
INVESCO LTD G491BT-10-8 IVZ	39 83	814 000	32,421 62	23 428 89	8 992 73	879 12 219 78	2 71%



B H HOMAN JR CHARITABLE TRUST ACCT. P15583001
As of 5/31/15

	Price	Quantity	Value	Adjusted Tax Cost Original Cost	Unrealized Gain/Loss	Est. Annual Inc Accrued Div	Yield
US Large Cap Equity							
JOHNSON & JOHNSON 478160-10-4 JNJ	100.14	920,000	92,128.80	67,549.27	24,479.53	2,760.00 590.00	3.00%
JPM US LARGE CAP CORE PLUS FD - SEL FUND 1002 4812A2 38-9 JLPX X	30.68	42,787,876	1,312,732.04	816,681.22	496,050.82	21,137.21	1.61%
P KLA-TENCOR CORP 482480 10-0 KLAC	59.66	568,000	33,886.88	34,266.64	(379.76)	1,136.00 311.00	3.35%
L-3 COMMUNICATIONS HOLDINGS INC 502424-10-4 LLL	117.81	393,000	46,299.33	50,347.81	(4,048.48)	1,021.80 255.45	2.21%
P LAM RESEARCH CORP 512807-10-8 LRCX	82.25	884,000	72,709.00	54,880.84	17,828.16	1,060.80	1.46%
LOWES COMPANIES INC 548661-10-7 LOW	69.98	1,436,000	100,491.28	29,868.21	70,623.07	1,321.12	1.31%
MARATHON OIL CORP 565849-10-6 MRO	27.19	1,307,000	35,537.33	48,706.78	(13,169.45)	1,097.88 274.47	3.09%
MARSH & MCLENNAN COMPANIES INC 571748-10-2 MMC	58.23	1,014,000	59,045.22	47,191.11	11,854.11	1,257.36	2.13%
MASCO CORP 574599-10-6 MAS	27.07	2,127,000	57,577.89	32,264.73	25,313.16	765.72	1.33%
MASTERCARD INC - CLASS A 576360-10-4 MA	92.26	1,011,000	93,274.86	40,556.18	52,718.68	647.04	0.59%
MCKESSON CORP 581550-10-3 MCK	237.23	251,000	59,544.73	57,069.36	2,475.37	240.96	0.40%
MERCK AND CO INC 58933Y-10-5 MRK	60.89	1,094,000	66,613.66	44,520.80	22,092.86	1,969.20	2.96%
METLIFE INC 59156R-10-8 MET	52.26	1,134,000	59,262.84	34,373.86	24,888.98	1,701.00 425.25	2.87%

J.P.Morgan

Page 9 of 19

000011 0017 OF 0300 RESPONSE AS 07/08/2015

11 10/20/2015 10:11:17
1046 7107030100000000



B H HOMAN JR CHARITABLE TRUST ACCT P15583001

As of 5/31/15

	Price	Quantity	Value	Adjusted Tax Cost Original Cost	Unrealized Gain/Loss	Est Annual Inc Accrued Div	Yield
US Large Cap Equity							
MICROSOFT CORP 594918-10-4 MSFT	46.86	3,093,000	144,937.98	80,500.02	64,437.96	3,835.32 958.83	2.65%
MONDELEZ INTERNATIONAL-WA 609207-10-5 MDLZ	41.59	1,274,000	52,985.66	31,265.77	21,719.89	764.40	1.44%
MORGAN STANLEY 617446-44-8 MS	38.20	2,365,000	90,343.00	57,158.50	33,184.50	1,419.00	1.57%
NEXTERA ENERGY INC 65339F-10-1 NEE	102.34	489,000	50,044.26	41,103.07	8,941.19	1,506.12 376.53	3.01%
NISOURCE INC 65473P-10-5 NI	47.18	1,234,000	58,220.12	41,431.12	16,789.00	1,283.36	2.20%
P NXP SEMICONDUCTORS NV N6596X-10-9 NXPI	112.25	421,000	47,257.25	44,750.04	2,507.21		
OCCIDENTAL PETROLEUM CORP 674599-10-5 OXY	78.19	1,602,000	125,260.38	126,006.48	(746.10)	4,806.00	3.84%
ORACLE CORP 68389X-10-5 ORCL	43.49	996,000	43,316.04	20,839.81	22,476.23	597.60	1.38%
PACCAR INC 693718-10-8 PCAR	63.55	1,140,000	72,458.40	44,789.79	27,668.61	1,003.20 250.80	1.38%
PEPSICO INC 713448-10-8 PEP	96.43	435,000	41,947.05	40,961.55	985.50	1,222.35	2.91%
PERRIGO CO LTD G97822-10-3 PRGO	190.30	265,000	50,429.50	41,165.00	9,264.50	132.50 33.13	0.26%
PFIZER INC 717081-10-3 PFE	34.75	1,656,000	57,546.00	57,408.47	137.53	1,854.72 463.68	3.22%
PHILLIPS 66 718546-10-4 PSX	79.12	479,000	37,898.48	27,359.30	10,539.18	1,072.96 268.24	2.83%



B H HOMAN JR CHARITABLE TRUST ACCT P15583001
As of 5/31/15

	Price	Quantity	Value	Adjusted Tax Cost Original Cost	Unrealized Gain/Loss	Est Annual Inc. Accrued Div	Yield
US Large Cap Equity							
PIONEER NATURAL RESOURCES CO 723787-10-7 PXD	147.83	100.000	14,783.00	17,479.06	(2,696.06)	8.00	0.05%
PROCTER & GAMBLE CO 742718-10-9 PG	78.39	801.000	62,790.39	51,490.37	11,300.02	2,124.25	3.38%
SBA COMMUNICATIONS CORP 78388J-10-6 SBAC	111.81	279.000	31,194.99	33,496.90	(2,301.91)		
SCHLUMBERGER LTD 806857-10-8 SLB	90.77	778.000	70,619.06	62,889.11	7,729.95	1,556.00	2.20%
SCHWAB CHARLES CORP 808513-10-5 SCHW	31.65	1,519.000	48,076.35	44,688.97	3,387.38	364.56	0.76%
SPDR S&P 500 ETF TRUST 78462F-10-3 SPY	211.14	6,210.000	1,311,179.40	749,712.14	561,467.26	24,479.82	1.87%
STATE STREET CORP 857477-10-3 STT	77.93	537.000	41,848.41	31,793.24	10,055.17	730.32	1.75%
SVB FINANCIAL GROUP 78486Q-10-1 SIVB	134.91	182.000	24,553.62	22,289.40	2,264.22		
TE CONNECTIVITY LTD H84989-10-4 TEL	69.00	583.000	40,227.00	41,809.27	(1,582.27)	769.56 158.76	1.91%
THE HERSHEY COMPANY 427865-10-8 HSY	92.86	210.000	19,560.60	21,905.34	(2,404.74)	449.40 112.35	2.30%
THE MOSAIC COMPANY NEW 61945C-10-3 MOS	45.95	1,199.000	54,974.15	57,824.08	(2,849.93)	1,318.90	2.40%
TIFFANY & CO 886547-10-8 TIF	93.73	325.000	30,462.25	28,720.13	1,742.12	520.00	1.71%

J.P.Morgan

Page 11 of 19

000521 0018 of 0305 N5PC3616 X1 1710000001

1340728801100118
1340728801100118



B H HOMAN JR CHARITABLE TRUST ACCT P15583001
As of 5/31/15

	Price	Quantity	Value	Adjusted Tax Cost Original Cost	Unrealized Gain/Loss	Est. Annual Inc. Accrued Div	Yield
US Large Cap Equity							
TIME WARNER INC NEW 887317-30-3 TWX	84.48	1,616,000	136,519.68	37,482.87	99,036.81	2,262.40 565.60	1.66%
TJX COMPANIES INC 872540-10-9 TJX	64.38	524,000	33,735.12	29,945.24	3,789.88	440.16 110.04	1.30%
TWENTY FIRST CENTY FOX INC CL A 90130A-10-1 FOXA	33.60	1,424,000	47,846.40	46,607.92	1,238.48	427.20	0.89%
UNION PACIFIC CORP 907818-10-8 UNP	100.91	369,000	37,235.79	38,804.87	(1,569.08)	811.80 202.95	2.18%
UNITEDHEALTH GROUP INC 91324P-10-2 UNH	120.21	1,039,000	124,898.19	52,282.48	72,615.71	1,558.50	1.25%
UNITED CONTINENTAL HOLDINGS INC 910047-10-9 UAL	54.59	1,030,000	56,227.70	43,304.10	12,923.60		
UNITED TECHNOLOGIES CORP 913017-10-9 UTX	117.17	795,000	93,150.15	52,709.51	40,440.64	2,035.20 508.80	2.18%
VERIZON COMMUNICATIONS INC 92343V-10-4 VZ	49.44	1,237,000	61,157.28	47,036.50	14,120.78	2,721.40	4.45%
VERTEX PHARMACEUTICALS INC 92532F-10-0 VRTX	128.29	336,000	43,105.44	18,942.70	24,162.74		
WABCO HOLDINGS INC 92927K-10-2 WBC	126.42	203,000	25,663.26	25,975.37	(312.11)		
WALT DISNEY CO 254687-10-6 DIS	110.37	459,000	50,659.83	30,221.45	20,438.38	527.85	1.04%
WELLS FARGO & CO 949746-10-1 WFC	55.96	2,883,000	161,332.68	76,276.37	85,056.31	4,324.50 1,006.13	2.68%



B H HOMAN JR CHARITABLE TRUST ACCT P15583001
As of 5/31/15

	Price	Quantity	Value	Adjusted Tax Cost Original Cost	Unrealized Gain/Loss	Est Annual Inc Accrued Div	Yield
US Large Cap Equity							
YUM BRANDS INC 988498-10-1 YUM	90 11	359 000	32,349 49	12,282 98	20 065 51	588 76	1 82%
Total US Large Cap Equity			\$9,034,149.11	\$5,907,164.82	\$3,126,984.29	\$141,850.78 \$8,292.61	1 57%
US Mid Cap Equity							
ASTON FAIRPOINTE MID CAP-I 00078H-15-8 ABMI X	43 28	19 492 892	843,652 37	542 929 63	300,722 74	1,247 54	0 15%
ISHARES RUSSELL MIDCAP INDEX FUND 464287-49-9 IWR	173 88	5 000 000	869 400 00	416,929 00	452 471 00	12 140 00	1 40%
JPM MKT EXP ENH INDEX FD - SEL FUND 3708 4812C1-63-7 PGMI X	13 22	33 063 887	437 104 59	308 816 70	128,287 89	5,488 60	1 26%
Total US Mid Cap Equity			\$2 150,156.96	\$1,268,675.33	\$881,481 63	\$18,876 14	0 88%
EAFE Equity							
ARTISAN INTL VALUE FUND - ADV 04314H-66-7 APDK X	36 31	11,837 149	429 806 88	326,555 96	103 250 92		
DEUTSCHE XTRAC MSCI EAFE HEDGE FD 233051-20-0 DBEF	30 77	16 225 000	499 243 25	493,558 59	5 584 66	22,260 70	4 46%
DODGE & COX INTL STOCK FUND 256206-10-3 DODF X	45 04	51,883 642	2,336 839.24	1 614,625 45	722,213 79	50 327 13	2 15%
ISHARES MSCI EAFE INDEX FUND 464287-46-5 EFA	65 64	26,269 000	1,750 566 16	1,672,291 75	78 274 41	59,394 20	3 39%

J.P. Morgan

Page 13 of 19

000011 0019 of 0305 REPORTING TO NYREGULATORY

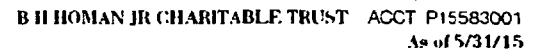


113071800010031118
114407030300000012819



B H HOMAN JR CHARITABLE TRUST ACCT. P15583001
As of 5/31/15

	Price	Quantity	Value	Adjusted Tax Cost Original Cost	Unrealized Gain/Loss	Est Annual Inc Accrued Div	Yield
EAFE Equity							
JPM INTL VALUE FD - INSTL FUND 1375 4812A0-57-3 JNUS X	14 47	34,139 571	493,999 59	447,908 64	46 090 95	21 507 92	4 35%
Total EAFE Equity			\$5,510,455.12	\$4,555,040.39	\$955 414.73	\$153,489.95	2.78%
Japanese Large Cap Equity							
BROWN ADV JAPAN ALPHA OPP-LS 115233-57-9 BAFJ X	13 12	23 920 721	313,839 86	238 968 00	74,871 86	12,175 64	3 88%
Asia ex-Japan Equity							
COLUMBIA ASIA PAX X-JPN-R5 19763P-57-2 TAPR X	15 18	47,481 405	720,767 74	621,196 40	99,571 34	9 021 46	1 25%
MATTHEWS PACIFIC TIGER FD-LS 577130-83-4 MIPT X	29 35	27,507 071	807,332 53	509,170 61	298,161 92	4 923 76	0 61%
Total Asia ex-Japan Equity			\$1,528,100.27	\$1,130,367.01	\$397,733.26	\$13,945.22	0.91%
Emerging Market Equity							
NEUBERGER BERMAN EQUITY FDS GCHINA EQ INST 64122Q-46-5 NCEI X	15 30	22,006 811	336,704 21	222,929 00	113 775 21	2 068 64	0 61%



1. What is the purpose of the study?
 2. What are the research objectives?
 3. What is the research methodology?
 4. What are the research findings?
 5. What are the conclusions?
 6. What are the limitations?
 7. What are the implications?
 8. What are the future research directions?
 9. What are the references?
 10. What are the acknowledgments?
 11. What are the appendices?
 12. What are the footnotes?
 13. What are the tables?
 14. What are the figures?
 15. What are the charts?
 16. What are the graphs?
 17. What are the diagrams?
 18. What are the equations?
 19. What are the formulas?
 20. What are the symbols?
 21. What are the abbreviations?
 22. What are the acronyms?
 23. What are the initials?
 24. What are the names?
 25. What are the titles?
 26. What are the subtitles?
 27. What are the headings?
 28. What are the subheadings?
 29. What are the sections?
 30. What are the paragraphs?
 31. What are the sentences?
 32. What are the words?
 33. What are the letters?
 34. What are the numbers?
 35. What are the symbols?
 36. What are the abbreviations?
 37. What are the acronyms?
 38. What are the initials?
 39. What are the names?
 40. What are the titles?
 41. What are the subtitles?
 42. What are the headings?
 43. What are the subheadings?
 44. What are the sections?
 45. What are the paragraphs?
 46. What are the sentences?
 47. What are the words?
 48. What are the letters?
 49. What are the numbers?
 50. What are the symbols?
 51. What are the abbreviations?
 52. What are the acronyms?
 53. What are the initials?
 54. What are the names?
 55. What are the titles?
 56. What are the subtitles?
 57. What are the headings?
 58. What are the subheadings?
 59. What are the sections?
 60. What are the paragraphs?
 61. What are the sentences?
 62. What are the words?
 63. What are the letters?
 64. What are the numbers?
 65. What are the symbols?
 66. What are the abbreviations?
 67. What are the acronyms?
 68. What are the initials?
 69. What are the names?
 70. What are the titles?
 71. What are the subtitles?
 72. What are the headings?
 73. What are the subheadings?
 74. What are the sections?
 75. What are the paragraphs?
 76. What are the sentences?
 77. What are the words?
 78. What are the letters?
 79. What are the numbers?
 80. What are the symbols?
 81. What are the abbreviations?
 82. What are the acronyms?
 83. What are the initials?
 84. What are the names?
 85. What are the titles?
 86. What are the subtitles?
 87. What are the headings?
 88. What are the subheadings?
 89. What are the sections?
 90. What are the paragraphs?
 91. What are the sentences?
 92. What are the words?
 93. What are the letters?
 94. What are the numbers?
 95. What are the symbols?
 96. What are the abbreviations?
 97. What are the acronyms?
 98. What are the initials?
 99. What are the names?
 100. What are the titles?
 101. What are the subtitles?
 102. What are the headings?
 103. What are the subheadings?
 104. What are the sections?
 105. What are the paragraphs?
 106. What are the sentences?
 107. What are the words?
 108. What are the letters?
 109. What are the numbers?
 110. What are the symbols?
 111. What are the abbreviations?
 112. What are the acronyms?
 113. What are the initials?
 114. What are the names?
 115. What are the titles?
 116. What are the subtitles?
 117. What are the headings?
 118. What are the subheadings?
 119. What are the sections?
 120. What are the paragraphs?
 121. What are the sentences?
 122. What are the words?
 123. What are the letters?
 124. What are the numbers?
 125. What are the symbols?
 126. What are the abbreviations?
 127. What are the acronyms?
 128. What are the initials?
 129. What are the names?
 130. What are the titles?
 131. What are the subtitles?
 132. What are the headings?
 133. What are the subheadings?
 134. What are the sections?
 135. What are the paragraphs?
 136. What are the sentences?
 137. What are the words?
 138. What are the letters?
 139. What are the numbers?
 140. What are the symbols?
 141. What are the abbreviations?
 142. What are the acronyms?
 143. What are the initials?
 144. What are the names?
 145. What are the titles?
 146. What are the subtitles?
 147. What are the headings?
 148. What are the subheadings?
 149. What are the sections?
 150. What are the paragraphs?
 151. What are the sentences?
 152. What are the words?
 153. What are the letters?
 154. What are the numbers?
 155. What are the symbols?
 156. What are the abbreviations?
 157. What are the acronyms?
 158. What are the initials?
 159. What are the names?
 160. What are the titles?
 161. What are the subtitles?
 162. What are the headings?
 163. What are the subheadings?
 164. What are the sections?
 165. What are the paragraphs?
 166. What are the sentences?
 167. What are the words?
 168. What are the letters?
 169. What are the numbers?
 170. What are the symbols?
 171. What are the abbreviations?
 172. What are the acronyms?
 173. What are the initials?
 174. What are the names?
 175. What are the titles?
 176. What are the subtitles?
 177. What are the headings?
 178. What are the subheadings?
 179. What are the sections?
 180. What are the paragraphs?
 181. What are the sentences?
 182. What are the words?
 183. What are the letters?
 184. What are the numbers?
 185. What are the symbols?
 186. What are the abbreviations?
 187. What are the acronyms?
 188. What are the initials?
 189. What are the names?
 190. What are the titles?
 191. What are the subtitles?
 192. What are the headings?
 193. What are the subheadings?
 194. What are the sections?
 195. What are the paragraphs?
 196. What are the sentences?
 197. What are the words?
 198. What are the letters?
 199. What are the numbers?
 200. What are the symbols?
 201. What are the abbreviations?
 202. What are the acronyms?
 203. What are the initials?
 204. What are the names?
 205. What are the titles?
 206. What are the subtitles?
 207. What are the headings?
 208. What are the subheadings?
 209. What are the sections?
 210. What are the paragraphs?
 211. What are the sentences?
 212. What are the words?
 213. What are the letters?
 214. What are the numbers?
 215. What are the symbols?
 216. What are the abbreviations?
 217. What are the acronyms?

000111 0020 of 0300 MESSAGE AT SYDNEY

75,140718480110051120



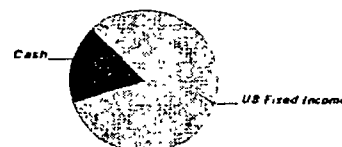
B H HOMAN JR CHARITABLE TRUST ACCT P15583001
As of 5/31/15

Cash & Fixed Income Summary

Asset Categories	Beginning Market Value	Ending Market Value	Change In Value	Current Allocation
Cash	1,134,619.89	805,654.33	(328,965.56)	3%
US Fixed Income	3,811,701.94	3,574,895.69	(236,806.25)	14%
Total Value	\$4,946,321.83	\$4,380,550.02	(\$565,771.81)	17%

Asset Categories

Market Value/Cost	Current Period Value
Market Value	4,380,550.02
Tax Cost	4,358,673.83
Unrealized Gain/Loss	21,876.19
Estimated Annual Income	256,187.97
Yield	5.84%



SUMMARY BY MATURITY

Cash & Fixed Income	Market Value	% of Bond Portfolio
0-5 months*	4,380,550.02	100%

* The years indicate the number of years until the bond is scheduled to mature based on the statement end date. Some bonds may be called or paid in full before their stated maturity.

SUMMARY BY TYPE

Cash & Fixed Income as a percentage of your portfolio - 17%

Cash & Fixed Income	Market Value	% of Bond Portfolio
Cash	805,654.33	18%
Mutual Funds	3,574,895.69	82%
Total Value	\$4,380,550.02	100%

J.P.Morgan



Note: ¹ This is the Annual Percentage Yield (APY) which is the rate earned if balances remain on deposit for a full year with compounding: there is no change in the interest rate and all interest is left in the account.

	Price	Quantity	Value	Adjusted Tax Cost Original Cost	Unrealized Gain/Loss	Est. Annual Income Accrued Interest	Yield
Cash							
US DOLLAR PRINCIPAL	1.00	841,637.13	841,637.13	841,637.13		252.49	0.03%
COST OF PENDING PURCHASES	1.00	(39,202.50)	(39,202.50)	(39,202.50)			
PROCEEDS FROM PENDING SALES	1.00	3,219.70	3,219.70	3,219.70			
Total Cash			\$805,654.33	\$805,654.33	\$0.00	\$252.49	0.03%
US Fixed Income							
JPM STRAT INC OPP FD - SEL FUND 3844 4812A4-35-1	11.75	69,287.94	814,133.27	800,422.18	13,711.09	62,982.73	7.74%
JPM SHORT DURATION BD FD - SEL FUND 3133 4812C1-33-0	10.91	127,298.14	1,388,822.70	1,359,727.32	29,095.38	20,240.40	1.46%
JPM UNCONSTRAINED DEBT FD - SELECT FUND 2130 48121A-29-0	9.95	68,159.00	678,182.07	696,585.00	(18,402.93)	142,384.15	20.99%
DOUBLELINE TOTAL RET BD-I 258620-10-3	10.98	63,183.76	693,757.65	696,285.00	(2,527.35)	30,328.20	4.37%
Total US Fixed Income			\$3,574,895.69	\$3,553,019.50	\$21,876.19	\$255,935.48	7.16%

J.P.Morgan

000011 0011 00 0100 00000000 00 00000000



B H HOMAN JR CHARITABLE TRUST ACCT. P15583001
As of 5/31/15

Portfolio Activity Detail

TRADE ACTIVITY

Note S indicates Short Term Realized Gain/Loss

Trade Date	Type						
Est Settle Date	Selection Method	Description	Quantity	Per Unit Amount	Proceeds	Tax Cost	Realized Gain/Loss
Pending Sales, Maturities, Redemptions							
5/29 6/3	Sale	KLA-TENCOR CORP (ID 482480-10-0)	(54 000)	59 64	3,219 70	(3,640 94)	(421 24) S

Trade Date					
Est Settle Date	Type	Description	Quantity	Per Unit Amount	Market Cost
Pending Securities Purchased					
5/27 6/1	Purchase	TE CONNECTIVITY LTD (ID H84989-10-4)	1 000	69 213	(69 22)
5/28 6/2	Purchase	TE CONNECTIVITY LTD (ID H84989-10-4)	3 000	69 792	(209 41)
5/28 6/2	Purchase	TE CONNECTIVITY LTD (ID H84989-10-4)	2 000	69 766	(139 56)
5/28 6/2	Purchase	TE CONNECTIVITY LTD (ID H84989-10-4)	1 000	69 835	(69 84)
5/28 6/2	Purchase	TE CONNECTIVITY LTD (ID H84989-10-4)	3 000	69 588	(208 80)

J.P.Morgan

Page 18 of 19



B H HOMAN JR CHARITABLE TRUST ACCT P15583001
As of 5/31/15

Trade Date	Est	Settle Date	Type	Description	Quantity	Per Unit Amount	Market Cost
Pending Securities Purchased							
5/28 6/2			Purchase	TE CONNECTIVITY LTD (ID: H84989-10-4)	3,000	69.655	(209.00)
5/29 6/3			Purchase	TE CONNECTIVITY LTD (ID: H84989-10-4)	1,000	69.416	(69.42)
5/29 6/3			Purchase	LAM RESEARCH CORP (ID: 512807-10-8)	82,000	82.454	(6,762.49)
5/29 6/3			Purchase	TE CONNECTIVITY LTD (ID: H84989-10-4)	1,000	69.268	(69.27)
5/29 6/3			Purchase	TE CONNECTIVITY LTD (ID: H84989-10-4)	1,000	69.255	(69.26)
5/29 6/3			Purchase	NXP SEMICONDUCTORS NV (ID: N6596X-10-9)	48,000	111.384	(5,347.15)
5/29 6/3			Purchase	NXP SEMICONDUCTORS NV (ID: N6596X-10-9)	91,000	111.389	(10,137.78)
5/29 6/3			Purchase	TE CONNECTIVITY LTD (ID: H84989-10-4)	1,000	69.265	(69.27)
5/29 6/3			Purchase	LAM RESEARCH CORP (ID: 512807-10-8)	191,000	82.561	(15,772.03)
Total Pending Securities Purchased							(\$39,202.50)

J.P.Morgan

Page 19 of 19

DOCE11 0022 of 0305 REPORTING TO FINANCIAL



15 1447186041061172
1446710130010012022

J.P. Morgan

THIS PAGE INTENTIONALLY LEFT BLANK

J.P. Morgan