



See a Social Security Number? Say Something!  
Report Privacy Problems to <https://public.resource.org/privacy>  
Or call the IRS Identity Theft Hotline at 1-800-908-4490



Form 990-PF

Department of the Treasury  
Internal Revenue Service

Return of Private Foundation

or Section 4947(a)(1) Trust Treated as Private Foundation

Do not enter social security numbers on this form as it may be made public.

Information about Form 990-PF and its instructions is at [www.irs.gov/form990pf](http://www.irs.gov/form990pf).

OMB No 1545-0052

2014

Open to Public Inspection

For calendar year 2014, or tax year beginning 05-01-2014 , and ending 04-30-2015

Name of foundation LOGSDON CHARITABLE FOUNDATION		<b>A Employer identification number</b>  93-1244750	
Number and street (or P O box number if mail is not delivered to street address) 180 NW SECOND STREET		<b>B Telephone number</b> (see instructions)  (541) 447-6565	
City or town, state or province, country, and ZIP or foreign postal code PRINEVILLE, OR 97754		<b>C</b> If exemption application is pending, check here <input type="checkbox"/>	
<b>G</b> Check all that apply <input type="checkbox"/> Initial return <input type="checkbox"/> Initial return of a former public charity <input type="checkbox"/> Final return <input type="checkbox"/> Amended return <input type="checkbox"/> Address change <input type="checkbox"/> Name change		<b>D 1.</b> Foreign organizations, check here <input type="checkbox"/> <b>2.</b> Foreign organizations meeting the 85% test, check here and attach computation <input type="checkbox"/>	
<b>H</b> Check type of organization <input checked="" type="checkbox"/> Section 501(c)(3) exempt private foundation <input type="checkbox"/> Section 4947(a)(1) nonexempt charitable trust <input type="checkbox"/> Other taxable private foundation		<b>E</b> If private foundation status was terminated under section 507(b)(1)(A), check here <input type="checkbox"/>	
<b>I</b> Fair market value of all assets at end of year (from Part II, col. (c), line 16) <input type="checkbox"/> \$ 1,938,269		<b>F</b> If the foundation is in a 60-month termination under section 507(b)(1)(B), check here <input type="checkbox"/>	
<b>J</b> Accounting method <input checked="" type="checkbox"/> Cash <input type="checkbox"/> Accrual <input type="checkbox"/> Other (specify) _____ (Part I, column (d) must be on cash basis.)			

Part I Analysis of Revenue and Expenses (The total of amounts in columns (b), (c), and (d) may not necessarily equal the amounts in column (a) (see instructions) )		(a) Revenue and expenses per books	(b) Net investment income	(c) Adjusted net income	(d) Disbursements for charitable purposes (cash basis only)
Revenue	<b>1</b> Contributions, gifts, grants, etc , received (attach schedule) . . . . .				
	<b>2</b> Check <input checked="" type="checkbox"/> if the foundation is <b>not</b> required to attach Sch B . . . . .				
	<b>3</b> Interest on savings and temporary cash investments				
	<b>4</b> Dividends and interest from securities. . . . .	128,200	128,200	128,200	
	<b>5a</b> Gross rents . . . . .				
	<b>b</b> Net rental income or (loss) _____				
	<b>6a</b> Net gain or (loss) from sale of assets not on line 10	161,896			
	<b>b</b> Gross sales price for all assets on line 6a 16,015,650				
	<b>7</b> Capital gain net income (from Part IV, line 2) . . .		161,896		
	<b>8</b> Net short-term capital gain . . . . .			161,896	
	<b>9</b> Income modifications . . . . .				
	<b>10a</b> Gross sales less returns and allowances				
Operating and Administrative Expenses	<b>b</b> Less Cost of goods sold . . . . .				
	<b>c</b> Gross profit or (loss) (attach schedule) . . . . .				
	<b>11</b> Other income (attach schedule) . . . . .				
	<b>12 Total.</b> Add lines 1 through 11 . . . . .	290,096	290,096	290,096	
	<b>13</b> Compensation of officers, directors, trustees, etc				
	<b>14</b> Other employee salaries and wages . . . . .				
	<b>15</b> Pension plans, employee benefits . . . . .				
	<b>16a</b> Legal fees (attach schedule) . . . . .				
	<b>b</b> Accounting fees (attach schedule) . . . . .	935	935		
	<b>c</b> Other professional fees (attach schedule) . . . . .				
	<b>17</b> Interest . . . . .				
	<b>18</b> Taxes (attach schedule) (see instructions) . . .	4,839	4,839		
	<b>19</b> Depreciation (attach schedule) and depletion . . .				
	<b>20</b> Occupancy . . . . .				
	<b>21</b> Travel, conferences, and meetings . . . . .				
	<b>22</b> Printing and publications . . . . .				
	<b>23</b> Other expenses (attach schedule) . . . . .	18,575	18,575		
	<b>24 Total operating and administrative expenses.</b>				
	Add lines 13 through 23 . . . . .	24,349	24,349		0
	<b>25</b> Contributions, gifts, grants paid . . . . .	104,004			104,004
	<b>26 Total expenses and disbursements.</b> Add lines 24 and 25	128,353	24,349		104,004
	<b>27</b> Subtract line 26 from line 12				
	<b>a Excess of revenue over expenses and disbursements</b>	161,743			
	<b>b Net investment income</b> (if negative, enter -0-)		265,747		
	<b>c Adjusted net income</b> (if negative, enter -0-)			290,096	

Part II Balance Sheets		Attached schedules and amounts in the description column should be for end-of-year amounts only (See instructions )	Beginning of year	End of year	
			(a) Book Value	(b) Book Value	(c) Fair Market Value
Assets	1	Cash—non-interest-bearing . . . . .	715	920	920
	2	Savings and temporary cash investments . . . . .	71,972	120,981	120,981
	3	Accounts receivable ▶ _____ Less allowance for doubtful accounts ▶ _____			
	4	Pledges receivable ▶ _____ Less allowance for doubtful accounts ▶ _____			
	5	Grants receivable . . . . .			
	6	Receivables due from officers, directors, trustees, and other disqualified persons (attach schedule) (see instructions) . . . . .			
	7	Other notes and loans receivable (attach schedule) ▶ _____ Less allowance for doubtful accounts ▶ _____			
	8	Inventories for sale or use . . . . .			
	9	Prepaid expenses and deferred charges . . . . .			
	10a	Investments—U S and state government obligations (attach schedule)			
	b	Investments—corporate stock (attach schedule) . . . . .	1,644,627	1,757,156	1,816,368
	c	Investments—corporate bonds (attach schedule). . . . .			
	11	Investments—land, buildings, and equipment basis ▶ _____ Less accumulated depreciation (attach schedule) ▶ _____			
	12	Investments—mortgage loans . . . . .			
	13	Investments—other (attach schedule) . . . . .			
	14	Land, buildings, and equipment basis ▶ _____ Less accumulated depreciation (attach schedule) ▶ _____			
	15	Other assets (describe ▶ _____)			
	16	Total assets (to be completed by all filers—see the instructions Also, see page 1, item I)	1,717,314	1,879,057	1,938,269
Liabilities	17	Accounts payable and accrued expenses . . . . .			
	18	Grants payable . . . . .			
	19	Deferred revenue . . . . .			
	20	Loans from officers, directors, trustees, and other disqualified persons			
	21	Mortgages and other notes payable (attach schedule) . . . . .			
	22	Other liabilities (describe ▶ _____)			
	23	Total liabilities (add lines 17 through 22) . . . . .		0	
Net Assets or Fund Balances	Foundations that follow SFAS 117, check here ▶ <input type="checkbox"/> and complete lines 24 through 26 and lines 30 and 31.				
	24	Unrestricted . . . . .			
	25	Temporarily restricted . . . . .			
	26	Permanently restricted . . . . .			
	Foundations that do not follow SFAS 117, check here ▶ <input checked="" type="checkbox"/> and complete lines 27 through 31.				
	27	Capital stock, trust principal, or current funds . . . . .	1,717,314	1,879,057	
	28	Paid-in or capital surplus, or land, bldg , and equipment fund			
	29	Retained earnings, accumulated income, endowment, or other funds			
	30	Total net assets or fund balances (see instructions) . . . . .	1,717,314	1,879,057	
	31	Total liabilities and net assets/fund balances (see instructions) . . .	1,717,314	1,879,057	

Part III Analysis of Changes in Net Assets or Fund Balances		
1	Total net assets or fund balances at beginning of year—Part II, column (a), line 30 (must agree with end-of-year figure reported on prior year’s return) . . . . .	1 1,717,314
2	Enter amount from Part I, line 27a . . . . .	2 161,743
3	Other increases not included in line 2 (itemize) ▶ _____	3
4	Add lines 1, 2, and 3 . . . . .	4 1,879,057
5	Decreases not included in line 2 (itemize) ▶ _____	5
6	Total net assets or fund balances at end of year (line 4 minus line 5)—Part II, column (b), line 30 .	6 1,879,057

Part IV

Capital Gains and Losses for Tax on Investment Income

(a) List and describe the kind(s) of property sold (e g , real estate, 2-story brick warehouse, or common stock, 200 shs MLC Co )		(b) How acquired P—Purchase D—Donation	(c) Date acquired (mo , day, yr )	(d) Date sold (mo , day, yr )
1a				
(e) Gross sales price	(f) Depreciation allowed (or allowable)	(g) Cost or other basis plus expense of sale	(h) Gain or (loss) (e) plus (f) minus (g)	
a				
b				
c				
d				
e				
Complete only for assets showing gain in column (h) and owned by the foundation on 12/31/69			(i) Gains (Col (h) gain minus col (k), but not less than -0-) or Losses (from col (h))	
(i) F M V as of 12/31/69	(j) Adjusted basis as of 12/31/69	(k) Excess of col (i) over col (j), if any		
a				
b				
c				
d				
e				
2	Capital gain net income or (net capital loss) { If gain, also enter in Part I, line 7 If (loss), enter -0- in Part I, line 7 }		2	161,896
3	Net short-term capital gain or (loss) as defined in sections 1222(5) and (6)  If gain, also enter in Part I, line 8, column (c) (see instructions) If (loss), enter -0- in Part I, line 8 . . . . . }		3	161,896

Part V

Qualification Under Section 4940(e) for Reduced Tax on Net Investment Income

(For optional use by domestic private foundations subject to the section 4940(a) tax on net investment income )

If section 4940(d)(2) applies, leave this part blank

Was the foundation liable for the section 4942 tax on the distributable amount of any year in the base period? ☐ Yes ☒ No

If "Yes," the foundation does not qualify under section 4940(e) Do not complete this part

1 Enter the appropriate amount in each column for each year, see instructions before making any entries

(a) Base period years Calendar year (or tax year beginning in)	(b) Adjusted qualifying distributions	(c) Net value of noncharitable-use assets	(d) Distribution ratio (col (b) divided by col (c))	
2013	100,919	1,625,127	0 06210	
2012	73,882	1,390,523	0 05313	
2011	50,600	1,279,110	0 03956	
2010	55,200	1,202,003	0 04592	
2009	59,800	1,163,597	0 05139	
2	Total of line 1, column (d). . . . .		2	0 25211
3	Average distribution ratio for the 5-year base period—divide the total on line 2 by 5, or by the number of years the foundation has been in existence if less than 5 years . . . .		3	0 05042
4	Enter the net value of noncharitable-use assets for 2014 from Part X, line 5. . . . .		4	1,829,004
5	Multiply line 4 by line 3. . . . .		5	92,220
6	Enter 1% of net investment income (1% of Part I, line 27b). . . . .		6	2,657
7	Add lines 5 and 6. . . . .		7	94,877
8	Enter qualifying distributions from Part XII, line 4. . . . .		8	104,004
If line 8 is equal to or greater than line 7, check the box in Part VI, line 1b, and complete that part using a 1% tax rate See the Part VI instructions				

Part VIExcise Tax Based on Investment Income (Section 4940(a), 4940(b), 4940(e), or 4948—see page 18 of the instructions)

1a		Exempt operating foundations described in section 4940(d)(2), check here <input type="checkbox"/> and enter "N/A" on line 1			
Date of ruling or determination letter _____ (attach copy of letter if necessary—see instructions)					
b		Domestic foundations that meet the section 4940(e) requirements in Part V, check here <input checked="" type="checkbox"/> and enter 1% of Part I, line 27b . . . . .		1	2,657
c		All other domestic foundations enter 2% of line 27b. Exempt foreign organizations enter 4% of Part I, line 12, col. (b)			
2		Tax under section 511 (domestic section 4947(a)(1) trusts and taxable foundations only. Others enter -0-)		2	
3		Add lines 1 and 2. . . . .		3	2,657
4		Subtitle A (income) tax (domestic section 4947(a)(1) trusts and taxable foundations only. Others enter -0-)		4	
5		Tax based on investment income. Subtract line 4 from line 3. If zero or less, enter -0- . . . . .		5	2,657
6		Credits/Payments			
a		2014 estimated tax payments and 2013 overpayment credited to 2014	6a	3,088	
b		Exempt foreign organizations—tax withheld at source . . . . .	6b		
c		Tax paid with application for extension of time to file (Form 8868) . . . . .	6c		
d		Backup withholding erroneously withheld . . . . .	6d		
7		Total credits and payments. Add lines 6a through 6d. . . . .		7	3,088
8		Enter any penalty for underpayment of estimated tax. Check here <input type="checkbox"/> if Form 2220 is attached.		8	
9		Tax due. If the total of lines 5 and 8 is more than line 7, enter amount owed . . . . .		9	
10		Overpayment. If line 7 is more than the total of lines 5 and 8, enter the amount overpaid. . . . .		10	431
11		Enter the amount of line 10 to be Credited to 2015 estimated tax 431 Refunded		11	

Part VII-AStatements Regarding Activities

1a	During the tax year, did the foundation attempt to influence any national, state, or local legislation or did it participate or intervene in any political campaign? . . . . .	1a	Yes	No
b	Did it spend more than \$100 during the year (either directly or indirectly) for political purposes (see Instructions for definition)? . . . . . <i>If the answer is "Yes" to 1a or 1b, attach a detailed description of the activities and copies of any materials published or distributed by the foundation in connection with the activities.</i>	1b		No
c	Did the foundation file Form 1120-POL for this year? . . . . .	1c		No
d	Enter the amount (if any) of tax on political expenditures (section 4955) imposed during the year: (1) On the foundation \$ _____ (2) On foundation managers \$ _____			
e	Enter the reimbursement (if any) paid by the foundation during the year for political expenditure tax imposed on foundation managers \$ _____			
2	Has the foundation engaged in any activities that have not previously been reported to the IRS? . . . . . <i>If "Yes," attach a detailed description of the activities.</i>	2		No
3	Has the foundation made any changes, not previously reported to the IRS, in its governing instrument, articles of incorporation, or bylaws, or other similar instruments? <i>If "Yes," attach a conformed copy of the changes.</i> . . . . .	3		No
4a	Did the foundation have unrelated business gross income of \$1,000 or more during the year? . . . . .	4a		No
b	If "Yes," has it filed a tax return on Form 990-T for this year? . . . . .	4b		No
5	Was there a liquidation, termination, dissolution, or substantial contraction during the year? . . . . . <i>If "Yes," attach the statement required by General Instruction T.</i>	5		No
6	Are the requirements of section 508(e) (relating to sections 4941 through 4945) satisfied either: • By language in the governing instrument, or • By state legislation that effectively amends the governing instrument so that no mandatory directions that conflict with the state law remain in the governing instrument? . . . . .	6		No
7	Did the foundation have at least \$5,000 in assets at any time during the year? <i>If "Yes," complete Part II, col. (c), and Part XV.</i> . . . . .	7	Yes	
8a	Enter the states to which the foundation reports or with which it is registered (see instructions) <input checked="" type="checkbox"/> OR _____			
b	If the answer is "Yes" to line 7, has the foundation furnished a copy of Form 990-PF to the Attorney General (or designate) of each state as required by General Instruction G? <i>If "No," attach explanation.</i> . . . . .	8b	Yes	
9	Is the foundation claiming status as a private operating foundation within the meaning of section 4942(j)(3) or 4942(j)(5) for calendar year 2014 or the taxable year beginning in 2014 (see instructions for Part XIV)? <i>If "Yes," complete Part XIV.</i> . . . . .	9		No
10	Did any persons become substantial contributors during the tax year? <i>If "Yes," attach a schedule listing their names and addresses.</i> . . . . .	10		No

Part VII-A

Statements Regarding Activities *(continued)*

11	At any time during the year, did the foundation, directly or indirectly, own a controlled entity within the meaning of section 512(b)(13)? If "Yes," attach schedule (see instructions).	11		No
12	Did the foundation make a distribution to a donor advised fund over which the foundation or a disqualified person had advisory privileges? If "Yes," attach statement (see instructions)	12		No
13	Did the foundation comply with the public inspection requirements for its annual returns and exemption application?	13	Yes	
Website address ▶ WWW EVANS-BARTLETT COM				
14	The books are in care of ▶ EVANS & BARTLETT CPAS LLP Telephone no ▶ (541) 447-6565 Located at ▶ 180 NW 2ND STREET PRINEVILLE OR ZIP +4 ▶ 97754			
15	Section 4947(a)(1) nonexempt charitable trusts filing Form 990-PF in lieu of <b>Form 1041</b> —Check here . . . . . ▶ <input type="checkbox"/> and enter the amount of tax-exempt interest received or accrued during the year . . . . . ▶	15		
16	At any time during calendar year 2014, did the foundation have an interest in or a signature or other authority over a bank, securities, or other financial account in a foreign country? See instructions for exceptions and filing requirements for FinCEN Form 114, Report of Foreign Bank and Financial Accounts (FBAR) If "Yes", enter the name of the foreign country ▶	16	Yes	No

Part VII-B

Statements Regarding Activities for Which Form 4720 May Be Required

File Form 4720 if any item is checked in the "Yes" column, unless an exception applies.			Yes	No
1a	During the year did the foundation (either directly or indirectly) (1) Engage in the sale or exchange, or leasing of property with a disqualified person? <input type="checkbox"/> Yes <input checked="" type="checkbox"/> No (2) Borrow money from, lend money to, or otherwise extend credit to (or accept it from) a disqualified person?. . . . . <input type="checkbox"/> Yes <input checked="" type="checkbox"/> No (3) Furnish goods, services, or facilities to (or accept them from) a disqualified person? <input type="checkbox"/> Yes <input checked="" type="checkbox"/> No (4) Pay compensation to, or pay or reimburse the expenses of, a disqualified person? <input type="checkbox"/> Yes <input checked="" type="checkbox"/> No (5) Transfer any income or assets to a disqualified person (or make any of either available for the benefit or use of a disqualified person)?. . . . . <input type="checkbox"/> Yes <input checked="" type="checkbox"/> No (6) Agree to pay money or property to a government official? ( <b>Exception.</b> Check "No" if the foundation agreed to make a grant to or to employ the official for a period after termination of government service, if terminating within 90 days ). . . . . <input type="checkbox"/> Yes <input checked="" type="checkbox"/> No			
b	If any answer is "Yes" to 1a(1)–(6), did <b>any</b> of the acts fail to qualify under the exceptions described in Regulations section 53.4941(d)-3 or in a current notice regarding disaster assistance (see instructions)? . . . . . Organizations relying on a current notice regarding disaster assistance check here. . . . . ▶ <input type="checkbox"/>	1b		No
c	Did the foundation engage in a prior year in any of the acts described in 1a, other than excepted acts, that were not corrected before the first day of the tax year beginning in 2014?. . . . .	1c		No
2	Taxes on failure to distribute income (section 4942) (does not apply for years the foundation was a private operating foundation defined in section 4942(j)(3) or 4942(j)(5))			
a	At the end of tax year 2014, did the foundation have any undistributed income (lines 6d and 6e, Part XIII) for tax year(s) beginning before 2014?. . . . . <input type="checkbox"/> Yes <input checked="" type="checkbox"/> No If "Yes," list the years ▶ 20____, 20____, 20____, 20____			
b	Are there any years listed in 2a for which the foundation is <b>not</b> applying the provisions of section 4942(a)(2) (relating to incorrect valuation of assets) to the year's undistributed income? (If applying section 4942(a)(2) to <b>all</b> years listed, answer "No" and attach statement—see instructions ). . . . .	2b		No
c	If the provisions of section 4942(a)(2) are being applied to <b>any</b> of the years listed in 2a, list the years here ▶ 20____, 20____, 20____, 20____			
3a	Did the foundation hold more than a 2% direct or indirect interest in any business enterprise at any time during the year?. . . . . <input type="checkbox"/> Yes <input checked="" type="checkbox"/> No			
b	If "Yes," did it have excess business holdings in 2014 as a result of (1) any purchase by the foundation or disqualified persons after May 26, 1969, (2) the lapse of the 5-year period (or longer period approved by the Commissioner under section 4943(c)(7)) to dispose of holdings acquired by gift or bequest, or (3) the lapse of the 10-, 15-, or 20-year first phase holding period? ( <i>Use Schedule C, Form 4720, to determine if the foundation had excess business holdings in 2014.</i> ). . . . .	3b		No
4a	Did the foundation invest during the year any amount in a manner that would jeopardize its charitable purposes?	4a		No
b	Did the foundation make any investment in a prior year (but after December 31, 1969) that could jeopardize its charitable purpose that had not been removed from jeopardy before the first day of the tax year beginning in 2014?	4b		No

Part VII-B

Statements Regarding Activities for Which Form 4720 May Be Required (continued)

5a

During the year did the foundation pay or incur any amount to

(1)

Carry on propaganda, or otherwise attempt to influence legislation (section 4945(e))?

Yes

No

(2)

Influence the outcome of any specific public election (see section 4955), or to carry on, directly or indirectly, any voter registration drive?

Yes

No

(3)

Provide a grant to an individual for travel, study, or other similar purposes?

Yes

No

(4)

Provide a grant to an organization other than a charitable, etc , organization described in section 4945(d)(4)(A)? (see instructions).

Yes

No

(5)

Provide for any purpose other than religious, charitable, scientific, literary, or educational purposes, or for the prevention of cruelty to children or animals?

Yes

No

b

If any answer is "Yes" to 5a(1)–(5), did **any** of the transactions fail to qualify under the exceptions described in Regulations section 53.4945 or in a current notice regarding disaster assistance (see instructions)?

5b

No

Organizations relying on a current notice regarding disaster assistance check here.

c

If the answer is "Yes" to question 5a(4), does the foundation claim exemption from the tax because it maintained expenditure responsibility for the grant?

Yes

No

If "Yes," attach the statement required by Regulations section 53.4945–5(d).

6a

Did the foundation, during the year, receive any funds, directly or indirectly, to pay premiums on a personal benefit contract?

Yes

No

b

Did the foundation, during the year, pay premiums, directly or indirectly, on a personal benefit contract?

6b

No

If "Yes" to 6b, file Form 8870.

7a

At any time during the tax year, was the foundation a party to a prohibited tax shelter transaction?

Yes

No

b

If yes, did the foundation receive any proceeds or have any net income attributable to the transaction?

7b

No

Part VIII

Information About Officers, Directors, Trustees, Foundation Managers, Highly Paid Employees, and Contractors

1

List all officers, directors, trustees, foundation managers and their compensation (see instructions).

(a) Name and address	(b) Title, and average hours per week devoted to position	(c) Compensation (If not paid, enter -0-)	(d) Contributions to employee benefit plans and deferred compensation	(e) Expense account, other allowances
See Additional Data Table				

2

Compensation of five highest-paid employees (other than those included on line 1—see instructions). If none, enter "NONE."

(a) Name and address of each employee paid more than \$50,000	(b) Title, and average hours per week devoted to position	(c) Compensation	(d) Contributions to employee benefit plans and deferred compensation	(e) Expense account, other allowances
NONE				

Total

number of other employees paid over \$50,000.

Part VIII

Information About Officers, Directors, Trustees, Foundation Managers, Highly Paid Employees, and Contractors (continued)

3 Five highest-paid independent contractors for professional services (see instructions). If none, enter "NONE".		
(a) Name and address of each person paid more than \$50,000	(b) Type of service	(c) Compensation
NONE		
Total number of others receiving over \$50,000 for professional services. . . . .		

Part IX-A

Summary of Direct Charitable Activities

List the foundation's four largest direct charitable activities during the tax year. Include relevant statistical information such as the number of organizations and other beneficiaries served, conferences convened, research papers produced, etc	Expenses
1	
2	
3	
4	

Part IX-B

Summary of Program-Related Investments (see instructions)

Describe the two largest program-related investments made by the foundation during the tax year on lines 1 and 2	Amount
1	
2	
All other program-related investments. See instructions.	
3	
Total. Add lines 1 through 3. . . . .	



**Part X**

**Minimum Investment Return** (All domestic foundations must complete this part. Foreign foundations, see instructions.)

<b>1</b>	Fair market value of assets not used (or held for use) directly in carrying out charitable, etc , purposes		
<b>a</b>	Average monthly fair market value of securities. . . . .	<b>1a</b>	1,557,036
<b>b</b>	Average of monthly cash balances. . . . .	<b>1b</b>	299,821
<b>c</b>	Fair market value of all other assets (see instructions). . . . .	<b>1c</b>	0
<b>d</b>	<b>Total</b> (add lines 1a, b, and c). . . . .	<b>1d</b>	1,856,857
<b>e</b>	Reduction claimed for blockage or other factors reported on lines 1a and 1c (attach detailed explanation). . . . .	<b>1e</b>	0
<b>2</b>	Acquisition indebtedness applicable to line 1 assets. . . . .	<b>2</b>	
<b>3</b>	Subtract line 2 from line 1d. . . . .	<b>3</b>	1,856,857
<b>4</b>	Cash deemed held for charitable activities Enter 1 1/2% of line 3 (for greater amount, see instructions). . . . .	<b>4</b>	27,853
<b>5</b>	<b>Net value of noncharitable-use assets.</b> Subtract line 4 from line 3 Enter here and on Part V, line 4	<b>5</b>	1,829,004
<b>6</b>	<b>Minimum investment return.</b> Enter 5% of line 5. . . . .	<b>6</b>	91,450

**Part XI**

**Distributable Amount** (see instructions) (Section 4942(j)(3) and (j)(5) private operating foundations and certain foreign organizations check here ☐ and do not complete this part.)

<b>1</b>	Minimum investment return from Part X, line 6. . . . .	<b>1</b>	91,450
<b>2a</b>	Tax on investment income for 2014 from Part VI, line 5. . . . .	<b>2a</b>	2,657
<b>b</b>	Income tax for 2014 (This does not include the tax from Part VI ). . . . .	<b>2b</b>	
<b>c</b>	Add lines 2a and 2b. . . . .	<b>2c</b>	2,657
<b>3</b>	Distributable amount before adjustments Subtract line 2c from line 1. . . . .	<b>3</b>	88,793
<b>4</b>	Recoveries of amounts treated as qualifying distributions. . . . .	<b>4</b>	
<b>5</b>	Add lines 3 and 4. . . . .	<b>5</b>	88,793
<b>6</b>	Deduction from distributable amount (see instructions). . . . .	<b>6</b>	
<b>7</b>	<b>Distributable amount</b> as adjusted Subtract line 6 from line 5 Enter here and on Part XIII, line 1. . . . .	<b>7</b>	88,793

**Part XII**

**Qualifying Distributions** (see instructions)

<b>1</b>	Amounts paid (including administrative expenses) to accomplish charitable, etc , purposes		
<b>a</b>	Expenses, contributions, gifts, etc —total from Part I, column (d), line 26. . . . .	<b>1a</b>	104,004
<b>b</b>	Program-related investments—total from Part IX-B. . . . .	<b>1b</b>	
<b>2</b>	Amounts paid to acquire assets used (or held for use) directly in carrying out charitable, etc , purposes. . . . .	<b>2</b>	
<b>3</b>	Amounts set aside for specific charitable projects that satisfy the		
<b>a</b>	Suitability test (prior IRS approval required). . . . .	<b>3a</b>	
<b>b</b>	Cash distribution test (attach the required schedule). . . . .	<b>3b</b>	
<b>4</b>	<b>Qualifying distributions.</b> Add lines 1a through 3b Enter here and on Part V, line 8, and Part XIII, line 4	<b>4</b>	104,004
<b>5</b>	Foundations that qualify under section 4940(e) for the reduced rate of tax on net investment income Enter 1% of Part I, line 27b (see instructions). . . . .	<b>5</b>	2,657
<b>6</b>	<b>Adjusted qualifying distributions.</b> Subtract line 5 from line 4. . . . .	<b>6</b>	101,347
<b>Note:</b> The amount on line 6 will be used in Part V, column (b), in subsequent years when calculating whether the foundation qualifies for the section 4940(e) reduction of tax in those years			

Part XIII

Undistributed Income (see instructions)

	(a) Corpus	(b) Years prior to 2013	(c) 2013	(d) 2014
1 Distributable amount for 2014 from Part XI, line 7				88,793
2 Undistributed income, if any, as of the end of 2014				
a Enter amount for 2013 only. . . . .				
b Total for prior years 20____, 20____, 20____				
3 Excess distributions carryover, if any, to 2014				
a From 2009. . . . . 2,666				
b From 2010. . . . .				
c From 2011. . . . .				
d From 2012. . . . . 7,662				
e From 2013. . . . . 25,833				
f Total of lines 3a through e. . . . .	36,161			
4 Qualifying distributions for 2014 from Part XII, line 4 ▶ \$ 104,004				
a Applied to 2013, but not more than line 2a				
b Applied to undistributed income of prior years (Election required—see instructions). . . . .				
c Treated as distributions out of corpus (Election required—see instructions). . . . .	0			
d Applied to 2014 distributable amount. . . . .				88,793
e Remaining amount distributed out of corpus	15,211			
5 Excess distributions carryover applied to 2014 (If an amount appears in column (d), the same amount must be shown in column (a).)				
6 Enter the net total of each column as indicated below:				
a Corpus Add lines 3f, 4c, and 4e Subtract line 5	51,372			
b Prior years' undistributed income Subtract line 4b from line 2b. . . . .				
c Enter the amount of prior years' undistributed income for which a notice of deficiency has been issued, or on which the section 4942(a) tax has been previously assessed. . . . .				
d Subtract line 6c from line 6b Taxable amount—see instructions . . . . .				
e Undistributed income for 2013 Subtract line 4a from line 2a Taxable amount—see instructions . . . . .				
f Undistributed income for 2014 Subtract lines 4d and 5 from line 1 This amount must be distributed in 2015 . . . . .				0
7 Amounts treated as distributions out of corpus to satisfy requirements imposed by section 170(b)(1)(F) or 4942(g)(3) (Election may be required - see instructions) . . . . .				
8 Excess distributions carryover from 2009 not applied on line 5 or line 7 (see instructions) . . .	2,666			
9 Excess distributions carryover to 2015. Subtract lines 7 and 8 from line 6a . . . . .	48,706			
10 Analysis of line 9				
a Excess from 2010. . . .				
b Excess from 2011. . . .				
c Excess from 2012. . . . 7,662				
d Excess from 2013. . . . 25,833				
e Excess from 2014. . . . 15,211				

## Part XIV

---

4942(j)(3) or 4942(j)(5)

**3** Complete 3a, b, or c for the alternative test relied upon

### 1 Information Regarding Foundation Managers:

**b** List any managers of the foundation who own 10% or more of the stock of a corporation (or an equally large portion of the ownership of a partnership or other entity) of which the foundation has a 10% or greater interest

Check here ☒ if the foundation only makes contributions to preselected charitable organizations and does not accept unsolicited requests for funds. If the foundation makes gifts, grants, etc. (see instructions) to individuals or organizations under other conditions, complete items 2a, b, c, and d.

**b** The form in which applications should be submitted and information and materials they should include

**d** Any restrictions or limitations on awards, such as by geographical areas, charitable fields, kinds of institutions, or other factors

### 3 Grants and Contributions Paid During the Year or Approved for Future Payment

Form **990-PF** (2014)

Enter gross amounts unless otherwise indicated

## Part XVI-B Relationship of Activities to the Accomplishment of Exempt Purposes

Form **990-PF** (2014)

<b>1</b> Did the organization directly or indirectly engage in any of the following with any other organization described in section 501(c) of the Code (other than section 501(c)(3) organizations) or in section 527, relating to political organizations?			<b>Yes</b>	<b>No</b>
<b>a</b> Transfers from the reporting foundation to a noncharitable exempt organization of				
<b>(1)</b> Cash.		<b>1a(1)</b>		<b>No</b>
<b>(2)</b> Other assets.		<b>1a(2)</b>		<b>No</b>
<b>b</b> Other transactions				
<b>(1)</b> Sales of assets to a noncharitable exempt organization.		<b>1b(1)</b>		<b>No</b>
<b>(2)</b> Purchases of assets from a noncharitable exempt organization.		<b>1b(2)</b>		<b>No</b>
<b>(3)</b> Rental of facilities, equipment, or other assets.		<b>1b(3)</b>		<b>No</b>
<b>(4)</b> Reimbursement arrangements.		<b>1b(4)</b>		<b>No</b>
<b>(5)</b> Loans or loan guarantees.		<b>1b(5)</b>		<b>No</b>
<b>(6)</b> Performance of services or membership or fundraising solicitations.		<b>1b(6)</b>		<b>No</b>
<b>c</b> Sharing of facilities, equipment, mailing lists, other assets, or paid employees.		<b>1c</b>		<b>No</b>
<b>d</b> If the answer to any of the above is "Yes," complete the following schedule. Column <b>(b)</b> should always show the fair market value of the goods, other assets, or services given by the reporting foundation. If the foundation received less than fair market value in any transaction or sharing arrangement, show in column <b>(d)</b> the value of the goods, other assets, or services received				




[illegible]

**2a** Is the foundation directly or indirectly affiliated with, or related to, one or more tax-exempt organizations described in section 501(c) of the Code (other than section 501(c)(3)) or in section 527? . . . ☐ Yes ☒ No

b If "Yes," complete the following schedule		
(a) Name of organization	(b) Type of organization	(c) Description of relationship

Under penalties of perjury, I declare that I have examined this return, including accompanying schedules and statements, and to the best of my knowledge and belief, it is true, correct, and complete. Declaration of preparer (other than taxpayer) is based on all information of which preparer has any knowledge.

**Sign Here**

Signature of officer or trustee
 Date
 Title

May the IRS discuss this return with the preparer shown below (see instr.)? ☒ Yes ☐ No

<b>Paid Preparer Use Only</b>	Print/Type preparer's name Victor L Bartlett	Preparer's Signature	Date	Check if self-employed <input checked="" type="checkbox"/>	PTIN P00447674
	Firm's name <input checked="" type="checkbox"/> Evans Bartlett & Higbe CPAs LLP			Firm's EIN <input checked="" type="checkbox"/>	
	Firm's address <input checked="" type="checkbox"/> 180 NW 2nd St Prineville, OR 97754			Phone no (541) 447-6565	

Form 990PF Part VIII Line 1 - List all officers, directors, trustees, foundation managers and their compensation

(a) Name and address	(b) Title, and average hours per week devoted to position	(c) Compensation (If not paid, enter -0-)	(d) Contributions to employee benefit plans and deferred compensation	(e) Expense account, other allowances
GLENDALOGSDON RICHARDSON	Vice President 0 00	0		
835 CREST DRIVE PRINEVILLE, OR 97754				
GREG LYNCH	President 0 00	0		
1400 NE BARNES BUTTE RD PRINEVILLE, OR 97754				
SCOTT PORFELY	Secretary 0 00	0		
PO BOX 672 PRINEVILLE, OR 97754				
CRAIG WOODWARD	Director 0 00	0		
126 NW FIRST ST PRINEVILLE, OR 97754				
STEVE FORRESTER	Director 0 00	0		
2884 NW PONDEROSA LN PRINEVILLE, OR 97754				

## TY 2014 Accounting Fees Schedule

**Name:** LOGSDON CHARITABLE FOUNDATION

**EIN:** 93-1244750

**Software ID:** 14000265

**Software Version:** 2014v5.0

Category	Amount	Net Investment Income	Adjusted Net Income	Disbursements for Charitable Purposes
	935	935	0	0



**TY 2014 Other Expenses Schedule****Name:** LOGSDON CHARITABLE FOUNDATION**EIN:** 93-1244750**Software ID:** 14000265**Software Version:** 2014v5.0

Description	Revenue and Expenses per Books	Net Investment Income	Adjusted Net Income	Disbursements for Charitable Purposes
INVESTMENT MANAGEMENT FEES	18,516	18,516		
Miscellaneous	38	38		
Office Supplies	21	21		

**TY 2014 Taxes Schedule****Name:** LOGSDON CHARITABLE FOUNDATION**EIN:** 93-1244750**Software ID:** 14000265**Software Version:** 2014v5.0

Category	Amount	Net Investment Income	Adjusted Net Income	Disbursements for Charitable Purposes
CORPORATION REG FEES	50	50		
FEDERAL TAX & ESTIMATED PAYMENTS	4,517	4,517		
OREGON DEPT OF JUSTICE	272	272		



# Realized gain/loss

from 05/01/2014 to 04/30/2015

	CUSIP	Symbol	Quantity	Purchase date	Purchase amount (\$)	Sale date	Sale amount (\$)	Realized gain/(loss) (\$)	Percent gain/(loss) (%)	Term
ABBVIE INC COM	00287Y109	ABBV	1,650 00	03/17/2015	97,841 00	04/22/2015	106,478 62	8,637 62	8 83%	S
AMERICAN EAGLE OUTFITTERS INC NEW	02553E106	AEO	7,600 00	09/12/2014	104,863 28	10/17/2014	103,758 65	-1,104 63	-1 05%	S
APPLE INC	037833100	AAPL	190 00	04/15/2014	98,792 40	05/20/2014	114,854 36	16,061 96	16 26%	S
AT&T INC	00206R102	T	3,000 00	03/17/2015	99,048 30	04/15/2015	98,638 49	-409 81	-0 41%	S
AT&T INC	00206R102	T	3,000 00	04/01/2015	98,508 60	04/15/2015	98,638 48	129 88	0 13%	S
CALIFORNIA RESOURCES CORP	13057Q107	CRC	560 00	11/21/2014	4,248 18	12/23/2014	3,182 52	-1,065 66	-25 09%	S
CATERPILLAR INC	149123101	CAT	1,000 00	04/08/2014	102,397 10	05/08/2014	104,767 78	2,370 68	2 32%	S
CATERPILLAR INC	149123101	CAT	1,000 00	06/19/2014	107,320 00	07/30/2014	104,997 68	-2,322 32	-2 16%	S
CATERPILLAR INC	149123101	CAT	1,000 00	09/25/2014	99,446 70	11/21/2014	105,887 84	6,441 14	6 48%	S
CATERPILLAR INC	149123101	CAT	1,100 00	12/23/2014	103,111 99	02/04/2015	90,934 99	-12,177 00	-11 81%	S
CATERPILLAR INC	149123101	CAT	1,250 00	03/17/2015	98,106 38	04/22/2015	105,638 19	7,531 81	7 68%	S
CHEVRON CORP	166764100	CVX	850 00	04/15/2014	101,099 00	05/20/2014	104,547 69	3,448 69	3 41%	S
CHEVRON CORP	166764100	CVX	850 00	05/08/2014	106,768 42	05/20/2014	104,547 69	-2,220 73	-2 08%	S
CHEVRON CORP	166764100	CVX	1,000 00	07/30/2014	133,100 00	08/18/2014	125,801 72	-7,298 28	-5 48%	S
CHEVRON CORP	166764100	CVX	1,000 00	10/14/2014	112,069 00	11/21/2014	117,966 39	5,897 39	5 26%	S
CHEVRON CORP	166764100	CVX	2,000 00	02/04/2015	217,000 00	02/20/2015	215,550 43	-1,449 57	-0 67%	S
CISCO SYSTEMS INC	17275R102	CSCO	4,000 00	06/11/2014	100,220 00	07/30/2014	103,317 72	3,097 72	3 09%	S
CISCO SYSTEMS INC	17275R102	CSCO	4,000 00	06/19/2014	98,420 00	07/30/2014	103,317 71	4,897 71	4 98%	S
CISCO SYSTEMS INC	17275R102	CSCO	4,000 00	09/02/2014	99,302 00	10/17/2014	92,695 95	-6,606 05	-6 65%	S
CISCO SYSTEMS INC	17275R102	CSCO	4,000 00	09/12/2014	100,742 00	10/17/2014	92,695 95	-8,046 05	-7 99%	S
CISCO SYSTEMS INC	17275R102	CSCO	3,500 00	12/23/2014	99,314 25	02/04/2015	94,532 91	-4,781 34	-4 81%	S
CISCO SYSTEMS INC	17275R102	CSCO	3,500 00	03/17/2015	98,612 31	04/15/2015	99,027 68	415 37	0 42%	S
COCA COLA CO COM	191216100	KO	2,500 00	09/03/2014	104,500 00	09/25/2014	104,829 43	329 43	0 32%	S
COLGATE PALMOLIVE CO	194162103	CL	1,500 00	04/08/2014	98,213 55	05/08/2014	100,675 80	2,462 25	2 51%	S
CONOCOPHILLIPS	20825C104	COP	1,500 00	05/08/2014	115,599 75	06/11/2014	122,832 92	7,233 17	6 26%	S
CYPRESS SEMICONDUCTOR CP	232806109	CY	10,000 00	09/12/2014	104,295 00	09/25/2014	100,302 78	-3,992 22	-3 83%	S
EXXON MOBIL CORP	30231G102	XOM	1,000 00	07/31/2014	100,047 10	08/18/2014	99,310 61	-736 49	-0 74%	S
EXXON MOBIL CORP	30231G102	XOM	1,000 00	08/08/2014	99,161 00	08/18/2014	99,310 60	149 60	0 15%	S



Realized gain/loss - from 05/01/2014 to 04/30/2015 (continued)

	CUSIP	Symbol	Quantity	Purchase date	Purchase amount (\$)	Sale date	Sale amount (\$)	Realized gain/(loss) (\$)	Percent gain/(loss) (%)	Term
EXXON MOBIL CORP	30231G102	XOM	1,000 00	10/14/2014	91,923 40	11/21/2014	96,320 69	4,397 29	4 78%	S
EXXON MOBIL CORP	30231G102	XOM	2,000 00	02/04/2015	182,900 00	02/20/2015	178,725 71	-4,174 29	-2.28%	S
FIRST TRUST STOXX EUROPEAN SELECT DIVID INCOME FUND	33735T109	FDD	6,500 00	06/12/2014	100,162 97	07/30/2014	94,702 91	-5,460 06	-5 45%	S
FIRST TRUST STOXX EUROPEAN SELECT DIVID INCOME FUND	33735T109	FDD	6,500 00	06/19/2014	101,114 00	07/30/2014	94,702 90	-6,411 10	-6 34%	S
FORD MOTOR CO COM NEW	345370860	F	6,200 00	04/08/2014	99,695 38	05/08/2014	98,702 44	-992 94	-1 00%	S
FORD MOTOR CO COM NEW	345370860	F	3,200 00	04/15/2014	50,478 40	05/08/2014	50,943 19	464.79	0 92%	S
FORD MOTOR CO COM NEW	345370860	F	7,000 00	10/17/2014	98,279 30	11/21/2014	108,529 10	10,249 80	10 43%	S
FREEPORT-MCMORAN INC	35671D857	FCX	3,500 00	06/11/2014	119,129.50	07/30/2014	133,312 05	14,182 55	11 91%	S
FREEPORT-MCMORAN INC	35671D857	FCX	3,000 00	06/19/2014	103,940 80	07/30/2014	114,267 48	10,326 68	9 94%	S
FREEPORT-MCMORAN INC	35671D857	FCX	3,000 00	09/25/2014	97,666 50	10/14/2014	94,204 92	-3,461 58	-3 54%	S
FREEPORT-MCMORAN INC	35671D857	FCX	4,400 00	12/23/2014	100,608 20	02/04/2015	81,354 20	-19,254 00	-19 14%	S
FREEPORT-MCMORAN INC	35671D857	FCX	2,800 00	03/17/2015	49,294 28	04/22/2015	57,754 19	8,459 91	17 16%	S
FREEPORT-MCMORAN INC	35671D857	FCX	2,800 00	04/01/2015	53,327 40	04/22/2015	57,754 18	4,426 78	8 30%	S
GENERAL MOTORS CO	37045V100	GM	3,000 00	05/20/2014	102,750 00	06/11/2014	108,597 90	5,847.90	5.69%	S
GENERAL MOTORS CO	37045V100	GM	3,000 00	08/18/2014	102,916 50	09/25/2014	99,095 61	-3,820 89	-3 71%	S
GENERAL MOTORS CO	37045V100	GM	4,000 00	11/21/2014	128,784.80	03/17/2015	153,256 78	24,471 98	19 00%	S
HOME DEPOT INC	437076102	HD	1,300 00	05/20/2014	101,400 00	06/11/2014	104,043 20	2,643.20	2 61%	S
HOME DEPOT INC	437076102	HD	1,200 00	08/18/2014	100,495 92	09/11/2014	106,924 96	6,429 04	6 40%	S
HOME DEPOT INC	437076102	HD	1,200 00	11/21/2014	118,255 08	02/04/2015	128,505 16	10,250 08	8 67%	S
HOME DEPOT INC	437076102	HD	1,000 00	02/20/2015	111,561 20	03/17/2015	115,827 67	4,266 47	3 82%	S
HOME DEPOT INC	437076102	HD	1,000 00	03/03/2015	115,827 67	03/17/2015	115,827 67	0 00 ws1	0 00%	S
HOME DEPOT INC	437076102	HD	1,000.00	04/01/2015	113,050 27	04/15/2015	114,300 32	1,250 05 ws2	1 11%	S
INTEL CORP	458140100	INTC	4,000 00	04/15/2014	106,080 00	05/20/2014	104,037.70	-2,042 30	-1 93%	S
INTEL CORP	458140100	INTC	2,900 00	07/30/2014	99,165 50	08/08/2014	95,079 44	-4,086 06	-4 12%	S
INTEL CORP	458140100	INTC	2,900 00	07/30/2014	99,644 00	08/08/2014	95,079 45	-4,564 55	-4 58%	S
INTEL CORP	458140100	INTC	3,000 00	10/14/2014	97,821.37	11/21/2014	107,706 62	9,885 25	10 11%	S
INTEL CORP	458140100	INTC	3,000 00	10/17/2014	94,096 50	11/21/2014	107,706 62	13,610 12	14 46%	S



Realized gain/loss - from 05/01/2014 to 04/30/2015 (continued)

	CUSIP	Symbol	Quantity	Purchase date	Purchase amount (\$)	Sale date	Sale amount (\$)	Realized gain/(loss) (\$)	Percent gain/(loss) (%)	Term
INTL PAPER CO	460146103	IP	2,200 00	04/15/2014	98,472 00	06/11/2014	105,870 02	7,398 02	7 51%	S
INTL PAPER CO	460146103	IP	2,200 00	05/08/2014	103,040 30	06/11/2014	105,870 02	2,829 72	2 75%	S
INTL PAPER CO	460146103	IP	2,000 00	07/30/2014	97,060 00	08/18/2014	94,906 58	-2,153 42	-2 22%	S
INTL PAPER CO	460146103	IP	2,000 00	08/08/2014	95,317 20	08/18/2014	94,906 57	-410 63	-0 43%	S
INTL PAPER CO	460146103	IP	2,000 00	10/14/2014	91,209 00	11/21/2014	108,454 70	17,245 70	18 91%	S
INTL PAPER CO	460146103	IP	4,000 00	02/04/2015	214,920 00	02/20/2015	228,715 89	13,795 89	6 42%	S
INVESTORS REAL ESTATE TRUST SBI	461730103	IRET	11,000 00	05/20/2014	95,848 27	06/19/2014	97,217 45	1,369 18	1 43%	S
ISHARES SELECT DIVID ETF	464287168	DVY	1,250 00	12/05/2014	98,900 00	02/04/2015	100,697 77	1,797 77	1 82%	S
ISHARES SELECT DIVID ETF	464287168	DVY	1,250 00	02/20/2015	99,937 38	04/01/2015	97,159 16	-2,778 22	-2 78%	S
ISHARES SELECT DIVID ETF	464287168	DVY	650 00	03/17/2015	50,523 47	04/01/2015	50,522 76	-0 71	0 00%	S
JOHNSON & JOHNSON COM	478160104	JNJ	1,000 00	04/15/2014	98,400 00	06/11/2014	103,367 81	4,967 81	5 05%	S
JOHNSON & JOHNSON COM	478160104	JNJ	500 00	05/08/2014	50,398 40	06/11/2014	51,683 91	1,285 51	2 55%	S
JOHNSON & JOHNSON COM	478160104	JNJ	1,000 00	07/30/2014	102,580 00	09/02/2014	103,271 02	691 02	0 67%	S
JOHNSON & JOHNSON COM	478160104	JNJ	1,000 00	10/14/2014	98,866 70	12/05/2014	107,337 63	8,470 93	8 57%	S
JOHNSON & JOHNSON COM	478160104	JNJ	1,000 00	11/21/2014	107,787 31	12/05/2014	107,337 63	-449 68	-0 42%	S
JOHNSON & JOHNSON COM	478160104	JNJ	2,000 00	02/04/2015	204,620 00	03/03/2015	204,738 19	118 19	0 06%	S
JPMORGAN CHASE & CO	46625H100	JPM	2,000 00	06/11/2014	114,412 40	07/30/2014	118,037 39	3,624 99	3 17%	S
JPMORGAN CHASE & CO	46625H100	JPM	1,500 00	06/19/2014	85,904 61	07/30/2014	88,528 04	2,623 43	3 05%	S
JPMORGAN CHASE & CO	46625H100	JPM	2,000 00	09/25/2014	121,211 00	10/17/2014	111,963 53	-9,247 47	-7 63%	S
JPMORGAN CHASE & CO	46625H100	JPM	1,600 00	12/23/2014	100,280 80	02/04/2015	90,334 00	-9,946 80	-9 92%	S
JPMORGAN CHASE & CO	46625H100	JPM	1,600 00	03/17/2015	98,360 16	04/15/2015	102,612 99	4,252 83	4 32%	S
KOHL'S CORP	500255104	KSS	1,900 00	05/20/2014	100,491 00	06/11/2014	100,203 79	-287 21	-0 29%	S
KOHL'S CORP	500255104	KSS	2,000 00	08/18/2014	115,328 60	09/25/2014	123,115 28	7,786 68	6 75%	S
KOHL'S CORP	500255104	KSS	2,000 00	11/21/2014	115,779 86	02/04/2015	130,297 12	14,517 26	12 54%	S
KOHL'S CORP	500255104	KSS	1,500 00	02/20/2015	103,495 87	03/17/2015	111,522 65	8,026 78	7 76%	S
KOHL'S CORP	500255104	KSS	1,500 00	03/03/2015	111,984 70	03/17/2015	111,522 65	-462 05	-0 41%	S
MCDONALDS CORP	580135101	MCD	2,000 00	08/08/2014	187,174 80	09/02/2014	185,448 61	-1,726 19	-0 92%	S
MCDONALDS CORP	580135101	MCD	1,000 00	02/04/2015	94,016 60	03/03/2015	99,874 72	5,858 12	6 23%	S



Realized gain/loss - from 05/01/2014 to 04/30/2015 (continued)

	CUSIP	Symbol	Quantity	Purchase date	Purchase amount (\$)	Sale date	Sale amount (\$)	Realized gain/(loss) (\$)	Percent gain/(loss) (%)	Term
MCDONALDS CORP	580135101	MCD	1,000 00	02/20/2015	94,095 50	03/03/2015	99,874 71	5,779 21	6 14%	S
MEDTRONIC INC **MERGER EFF 01/2015**	585055106		1,900 00	06/11/2014	116,046 49	07/30/2014	119,393 36	3,346 87	2 88%	S
MERCK & CO INC NEW COM	58933Y105	MRK	1,700 00	05/20/2014	95,506 00	06/11/2014	100,304 24	4,798 24	5 02%	S
MERCK & CO INC NEW COM	58933Y105	MRK	1,700 00	08/18/2014	99,325 70	09/25/2014	101,816 36	2,490 66	2 51%	S
MERCK & CO INC NEW COM	58933Y105	MRK	2,000 00	11/21/2014	119,132 40	12/23/2014	114,686 47	-4,445 93	-3 73%	S
MERCK & CO INC NEW COM	58933Y105	MRK	1,700 00	02/20/2015	99,119 52	03/17/2015	96,175 56	-2,943 96	-2 97%	S
MERCK & CO INC NEW COM	58933Y105	MRK	1,700 00	03/03/2015	99,156 44	03/17/2015	96,175 56	-2,980 88	-3 01%	S
MICROSOFT CORP	594918104	MSFT	3,000 00	05/08/2014	119,119 50	05/20/2014	119,217 37	97 87	0 08%	S
MICROSOFT CORP	594918104	MSFT	2,300 00	07/30/2014	101,361 00	09/02/2014	103,365 93	2,004 93	1 98%	S
MICROSOFT CORP	594918104	MSFT	2,300 00	08/08/2014	99,336 77	09/02/2014	103,365 92	4,029 15	4 06%	S
MICROSOFT CORP	594918104	MSFT	2,000 00	10/14/2014	87,854 60	11/21/2014	96,404 67	8,550 07	9 73%	S
MICROSOFT CORP	594918104	MSFT	5,000 00	02/04/2015	209,700 00	03/03/2015	216,505 02	6,805 02	3 25%	S
NEWMONT MINING CORP (HOLDING CO)	651639106	NEM	4,200 00	05/20/2014	97,944 00	06/19/2014	101,625 55	3,681 55	3 76%	S
NEWMONT MINING CORP (HOLDING CO)	651639106	NEM	4,000 00	09/02/2014	106,030 00	09/25/2014	95,090 12	-10,939 88	-10 32%	S
NORDSTROM INC	655664100	JWN	1,400 00	05/20/2014	95,396 00	06/11/2014	95,361 13	-34 87	-0 04%	S
NORDSTROM INC	655664100	JWN	1,500 00	08/18/2014	99,024 90	09/02/2014	103,809 14	4,784 24	4 83%	S
NORDSTROM INC	655664100	JWN	1,500 00	11/21/2014	112,883 70	12/05/2014	113,727 49	843 79	0 75%	S
NUCOR CORP	670346105	NUE	4,000 00	03/26/2015	189,068 40	04/15/2015	194,168 03	5,099 63	2 70%	S
OCCIDENTAL PETROLEUM CRP	674599105	OXY	1,000 00	08/19/2014	101,939 90	09/25/2014	97,107 75	-4,832 15	-4 74%	S
OCCIDENTAL PETROLEUM CRP	674599105	OXY	1,400 00	11/21/2014	117,652 20	12/23/2014	115,429 13	-2,223 07	-1 89%	S
PFIZER INC	717081103	PFE	3,000 00	04/15/2014	90,000 00	05/20/2014	88,498 04	-1,501 96	-1 67%	S
PHILIP MORRIS INTL INC	718172109	PM	1,200 00	06/11/2014	106,197 00	07/30/2014	101,661 76	-4,535 24	-4 27%	S
PHILIP MORRIS INTL INC	718172109	PM	1,200 00	06/19/2014	108,839 88	07/30/2014	101,661 75	-7,178 13	-6 60%	S
PHILIP MORRIS INTL INC	718172109	PM	1,200 00	09/02/2014	102,498 60	09/25/2014	100,513 02	-1,985 58	-1 94%	S
PHILIP MORRIS INTL INC	718172109	PM	1,200 00	09/12/2014	100,690 43	09/25/2014	100,513 02	-177 41	-0 18%	S
PHILIP MORRIS INTL INC	718172109	PM	1,200 00	03/03/2015	99,404 28	04/01/2015	90,953 76	-8,450 52	-8 50%	S
PHILIP MORRIS INTL INC	718172109	PM	1,200 00	03/03/2015	99,437 76	04/01/2015	90,953 77	-8,483 99	-8 53%	S
POTASH CORP SASK INC CANADA CAD	73755L107	POT	3,000 00	06/11/2014	107,909 10	07/30/2014	108,567 60	658 50	0 61%	S



Realized gain/loss - from 05/01/2014 to 04/30/2015 (continued)

	CUSIP	Symbol	Quantity	Purchase date	Purchase amount (\$)	Sale date	Sale amount (\$)	Realized gain/(loss) (\$)	Percent gain/(loss) (%)	Term
POTASH CORP SASK INC CANADA CAD	73755L107	POT	3,000 00	03/17/2015	99,983 32	04/15/2015	98,398 49	-1,584 83	-1 59%	S
PROCTER & GAMBLE CO	742718109	PG	1,250 00	04/08/2014	101,308 88	05/08/2014	102,701 73	1,392 85	1 37%	S
PROCTER & GAMBLE CO	742718109	PG	625 00	04/15/2014	50,547 31	05/08/2014	51,350 87	803 56	1 59%	S
QUALCOMM INC	747525103	QCOM	1,300 00	07/30/2014	98,384 00	09/02/2014	97,489 14	-894 86	-0 91%	S
QUALCOMM INC	747525103	QCOM	1,400 00	10/17/2014	101,247 86	12/05/2014	102,939 73	1,691 87	1 67%	S
QUALCOMM INC	747525103	QCOM	1,400 00	11/21/2014	99,211 70	12/05/2014	102,939 72	3,728 02	3 76%	S
QUALCOMM INC	747525103	QCOM	1,500 00	02/04/2015	101,333 64	03/17/2015	105,014 09	3,680 45	3 63%	S
SPDR S&P DIVIDEND ETF	78464A763	SDY	1,250 00	12/05/2014	101,250 00	12/23/2014	99,502 57	-1,747 43	-1 73%	S
SPDR S&P DIVIDEND ETF	78464A763	SDY	1,250 00	02/20/2015	99,244 38	03/26/2015	97,142 97	-2,101 41	-2 12%	S
SPDR S&P DIVIDEND ETF	78464A763	SDY	1,250 00	03/03/2015	99,056 00	03/26/2015	97,142 96	-1,913 04	-1 93%	S
STAPLES INC	855030102	SPLS	10,000 00	06/11/2014	110,768 18	07/30/2014	111,497 53	729 35	0 66%	S
STAPLES INC	855030102	SPLS	5,000 00	06/19/2014	55,799 50	07/30/2014	55,748 77	-50 73	-0 09%	S
STARBUCKS CORP	855244109	SBUX	1,400 00	04/15/2014	97,944 00	05/20/2014	99,061 81	1,117 81	1 14%	S
STARBUCKS CORP	855244109	SBUX	1,300 00	07/30/2014	102,176 50	08/08/2014	100,841 82	-1,334 68	-1 31%	S
STARBUCKS CORP	855244109	SBUX	1,300 00	07/30/2014	102,791 00	08/08/2014	100,841 82	-1,949 18	-1 90%	S
STARBUCKS CORP	855244109	SBUX	1,500 00	10/14/2014	110,040 15	11/21/2014	119,421 21	9,381 06	8 53%	S
TEVA PHARMACEUTICALS IND LTD ISRAEL ADR	881624209	TEVA	2,000 00	08/08/2014	102,174 80	09/02/2014	104,237 70	2,062 90	2 02%	S
TOTAL S A FRANCE SPON ADR	89151E109	TOT	2,000 00	03/03/2014	127,069 63	06/11/2014	139,911 31	12,841 68	10 11%	S
TOTAL S A FRANCE SPON ADR	89151E109	TOT	1,500 00	07/30/2014	102,429 45	09/25/2014	94,630 36	-7,799 09	-7 61%	S
TOTAL S A FRANCE SPON ADR	89151E109	TOT	1,500 00	09/12/2014	97,183 98	09/25/2014	94,630 36	-2,553 62	-2 63%	S
TOTAL S A FRANCE SPON ADR	89151E109	TOT	2,000 00	11/21/2014	120,293 11	12/23/2014	106,226 65	-14,066 46	-11 69%	S
UNILEVER PLC AMER SHS NEW SPON ADR	904767704	UL	2,000 00	04/15/2014	88,340 00	05/20/2014	90,498 00	2,158 00	2 44%	S
UNILEVER PLC AMER SHS NEW SPON ADR	904767704	UL	2,200 00	07/30/2014	96,551 40	08/08/2014	94,294 56	-2,256 84	-2 34%	S
UNILEVER PLC AMER SHS NEW SPON ADR	904767704	UL	2,200 00	07/30/2014	97,218 00	08/08/2014	94,294 56	-2,923 44	-3 01%	S
UNILEVER PLC AMER SHS NEW SPON ADR	904767704	UL	1,000 00	10/17/2014	40,105 50	11/21/2014	41,559 95	1,454 45	3 63%	S
UNILEVER PLC AMER SHS NEW SPON ADR	904767704	UL	1,500 00	10/17/2014	60,113 42	11/21/2014	62,339 93	2,226 51	3 70%	S
UNTD TECHNOLOGIES CORP	913017109	UTX	1,000 00	08/12/2014	104,945 50	08/18/2014	107,937 61	2,992 11	2 85%	S
US BANCORP DEL (NEW)	902973304	USB	2,100 00	03/17/2015	94,281 81	04/01/2015	91,119 42	-3,162 39	-3 35%	S



Realized gain/loss - from 05/01/2014 to 04/30/2015 (continued)

	CUSIP	Symbol	Quantity	Purchase date	Purchase amount (\$)	Sale date	Sale amount (\$)	Realized gain/(loss) (\$)	Percent gain/(loss) (%)	Term
VERIZON COMMUNICATIONS INC	92343V104	VZ	2,000 00	03/17/2015	98,135 20	04/15/2015	98,507 19	371 99	0 38%	S
VERIZON COMMUNICATIONS INC	92343V104	VZ	2,000 00	04/01/2015	98,117 80	04/15/2015	98,507 18	389 38	0 40%	S
WALGREEN CO **MERGER EFF 12/2014**	931422109		1,500 00	04/15/2014	98,445 00	06/11/2014	112,257 52	13,812 52	14 03%	S
WALGREEN CO **MERGER EFF 12/2014**	931422109		1,500 00	07/30/2014	105,870 00	09/02/2014	90,227 06	-15,642 94	-14 78%	S
WALGREEN CO **MERGER EFF 12/2014**	931422109		1,500 00	08/08/2014	93,224 90	09/02/2014	90,227 05	-2,997 85	-3 22%	S
WALGREEN CO **MERGER EFF 12/2014**	931422109		1,600 00	10/14/2014	97,308 03	11/21/2014	108,284 61	10,976 58	11 28%	S
WASTE MGMT INC NEW	94106L109	WM	2,200 00	05/20/2014	96,558 00	06/11/2014	97,248 85	690 85	0 72%	S
WELLS FARGO & CO NEW	949746101	WFC	2,000 00	04/15/2014	96,280 00	05/20/2014	98,697 82	2,417 82	2 51%	S
WELLS FARGO & CO NEW	949746101	WFC	2,000 00	07/30/2014	103,794 80	08/08/2014	99,782 99	-4,011 81	-3 87%	S
WELLS FARGO & CO NEW	949746101	WFC	2,000 00	07/30/2014	103,380 00	08/08/2014	99,783 00	-3,597 00	-3 48%	S
WELLS FARGO & CO NEW	949746101	WFC	2,000 00	10/14/2014	99,351 00	11/21/2014	108,002 23	8,651 23	8 71%	S
WINDSTREAM HLDGS INC COM **REVERSE SPLIT EFF 04/2015**	97382A101		10,000 00	09/12/2014	109,845 00	10/14/2014	99,002 81	-10,842 19	-9 87%	S
WINDSTREAM HLDGS INC COM **REVERSE SPLIT EFF 04/2015**	97382A101		11,500 00	12/23/2014	101,200 00	02/04/2015	97,517 84	-3,682 16	-3 64%	S
WINDSTREAM HLDGS INC COM **REVERSE SPLIT EFF 04/2015**	97382A101		6,500 00	03/17/2015	49,435 75	04/01/2015	48,778 35	-657 40	-1 33%	S
XEROX CORP	984121103	XRX	5,000 00	06/11/2014	63,750 00	07/30/2014	65,148 56	1,398 56	2 19%	S
<b>TOTAL REALIZED GAIN/(LOSS):</b>					<b>15,849,995.25</b>		<b>16,014,437.45</b>	<b>164,442.20</b>	<b>1.04%</b>	

<b>TOTAL GAINS:</b>	444,865 42
<b>TOTAL LOSSES:</b>	-280,423 22
<b>SHORT TERM - TOTAL REALIZED GAIN/(LOSS):</b>	164,442 20
<b>LONG TERM - TOTAL REALIZED GAIN/(LOSS):</b>	0 00

ws1 Wash Sale adjustment amount of \$-112 33  
ws2 Wash Sale adjustment amount of \$112 33

Basis adj 3759.06  
15,853,754.31

1,100.00  
112.23  
16,015,649.68  
112.23 wash Sale  
(3759.06) Basis adj.  
1,100.00 - Refund of principal  
16,1895.37 gain