



See a Social Security Number? Say Something!
Report Privacy Problems to <https://public.resource.org/privacy>
Or call the IRS Identity Theft Hotline at 1-800-908-4490



Form **990-PF****Return of Private Foundation**

OMB No. 1545-0052

Department of the Treasury
Internal Revenue Service

or Section 4947(a)(1) Trust Treated as Private Foundation

Do not enter social security numbers on this form as it may be made public.

Information about Form 990-PF and its separate instructions is at www.irs.gov/form990pf**Open to Public Inspection****2014**

For calendar year 2014 or tax year beginning

05/01, 2014, and ending

04/30, 2015

Name of foundation

CECIL MAUGER CHARITABLE TRUST R58333007

Number and street (or P.O. box number if mail is not delivered to street address)

10 S DEARBORN IL1-0117

City or town, state or province, country, and ZIP or foreign postal code

CHICAGO, IL 60603

G Check all that apply:

Initial return

Initial return of a former public charity

Final return

Amended return

Address change

Name change

H Check type of organization:

☒ Section 501(c)(3) exempt private foundation☐ Section 4947(a)(1) nonexempt charitable trust☐ Other taxable private foundation

I Fair market value of all assets at

end of year (from Part II, col. (c), line

16) \$ 1,355,818.

J Accounting method: ☒ Cash ☐ Accrual☐ Other (specify) _____

(Part I, column (d) must be on cash basis)

A Employer identification number

31-6313464

B Telephone number (see instructions)

866-888-5157

C If exemption application is
pending, check here ☐D 1 Foreign organizations, check here ☐2 Foreign organizations meeting the
85% test, check here and attach
computation ☐E If private foundation status was terminated
under section 507(b)(1)(A), check here ☐F If the foundation is in a 60-month termination
under section 507(b)(1)(B), check here ☐**Part I Analysis of Revenue and Expenses** (The
total of amounts in columns (b), (c), and (d)
may not necessarily equal the amounts in
column (a) (see instructions))

	(a) Revenue and expenses per books	(b) Net investment income	(c) Adjusted net income	(d) Disbursements for charitable purposes (cash basis only)
Revenue				
1 Contributions, gifts, grants, etc., received (attach schedule)				
2 Check <input checked="" type="checkbox"/> if the foundation is not required to attach Sch. B				
3 Interest on savings and temporary cash investments				
4 Dividends and interest from securities	32,522.	32,456.		
5a Gross rents				
b Net rental income or (loss)				
6a Net gain or (loss) from sale of assets not on line 10	54,944.			
b Gross sales price for all assets on line 6a 323,345.				
7 Capital gain net income (from Part IV, line 2)		54,944.		
8 Net short-term capital gain				
9 Income modifications				
10a Gross sales less returns and allowances				
b Less Cost of goods sold				
c Gross profit or (loss) (attach schedule)				
11 Other income (attach schedule)				
12 Total. Add lines 1 through 11	87,466.	87,400.		
13 Compensation of officers, directors, trustees, etc.	16,030.	12,023.		4,008.
14 Other employee salaries and wages		NONE	NONE	
15 Pension plans, employee benefits		NONE	NONE	
16a Legal fees (attach schedule)				
b Accounting fees (attach schedule)				
c Other professional fees (attach schedule)				
17 Interest				
18 Taxes (attach schedule) (see instructions)	1,029.	629.		
19 Depreciation (attach schedule) and depletion				
20 Occupancy				
21 Travel, conferences, and meetings		NONE	NONE	
22 Printing and publications		NONE	NONE	
23 Other expenses (attach schedule) STMT. 2	254.			254.
24 Total operating and administrative expenses. Add lines 13 through 23.	17,313.	12,652.	NONE	4,262.
25 Contributions, gifts, grants paid	66,838.			66,838.
26 Total expenses and disbursements. Add lines 24 and 25	84,151.	12,652.	NONE	71,100.
27 Subtract line 26 from line 12				
a Excess of revenue over expenses and disbursements	3,315.			
b Net investment income (if negative, enter -0-)		74,748.		
c Adjusted net income (if negative, enter -0-)				
Operating and Administrative Expenses				

JSA For Paperwork Reduction Act Notice, see instructions.

4E1410 1 000

DBC009 501G 06/10/2015 13:10:58

R58333007

Form **990-PF** (2014) 11

4

RECEIVED
DATE AUG 6 2015SCANNED
AUG 11 2015

Part II Balance Sheets		Attached schedules and amounts in the description column should be for end-of-year amounts only (See instructions)				
		Beginning of year (a) Book Value	End of year (b) Book Value (c) Fair Market Value			
Assets	1	Cash - non-interest-bearing	9,864.	595.	595.	
	2	Savings and temporary cash investments	43,393.	47,724.	47,724.	
	3	Accounts receivable ▶				
		Less allowance for doubtful accounts ▶				
	4	Pledges receivable ▶				
		Less allowance for doubtful accounts ▶				
	5	Grants receivable				
	6	Receivables due from officers, directors, trustees, and other disqualified persons (attach schedule) (see instructions)				
	7	Other notes and loans receivable (attach schedule) ▶				
		Less allowance for doubtful accounts ▶	NONE			
	8	Inventories for sale or use				
	9	Prepaid expenses and deferred charges				
	10a	Investments - U.S. and state government obligations (attach schedule)				
	b	Investments - corporate stock (attach schedule)	746,625.	791,946.	1,080,732.	
	c	Investments - corporate bonds (attach schedule)	91,829.	67,362.	69,169.	
	Liabilities	11	Investments - land, buildings, and equipment basis			
		Less accumulated depreciation (attach schedule) ▶				
12		Investments - mortgage loans				
13		Investments - other (attach schedule)	169,968.	157,261.	157,598.	
14		Land, buildings, and equipment basis				
		Less accumulated depreciation (attach schedule) ▶				
15		Other assets (describe ▶)				
16		Total assets (to be completed by all filers - see the instructions. Also, see page 1, item I)	1,061,679.	1,064,888.	1,355,818.	
17		Accounts payable and accrued expenses				
18		Grants payable				
Net Assets or Fund Balances	19	Deferred revenue				
	20	Loans from officers, directors, trustees, and other disqualified persons				
	21	Mortgages and other notes payable (attach schedule)				
	22	Other liabilities (describe ▶)				
23	Total liabilities (add lines 17 through 22)		NONE			
Foundations that follow SFAS 117, check here ▶ <input type="checkbox"/>	Foundations that follow SFAS 117, check here ▶ <input type="checkbox"/> and complete lines 24 through 26 and lines 30 and 31.					
	24	Unrestricted				
	25	Temporarily restricted				
	26	Permanently restricted				
	Foundations that do not follow SFAS 117, . . . ▶ <input checked="" type="checkbox"/>	Foundations that do not follow SFAS 117, . . . ▶ <input checked="" type="checkbox"/> check here and complete lines 27 through 31.				
		27	Capital stock, trust principal, or current funds	1,061,679.	1,064,888.	
		28	Paid-in or capital surplus, or land, bldg, and equipment fund			
		29	Retained earnings, accumulated income, endowment, or other funds			
30	Total net assets or fund balances (see instructions)	1,061,679.	1,064,888.			
31	Total liabilities and net assets/fund balances (see instructions)	1,061,679.	1,064,888.			

Part III Analysis of Changes in Net Assets or Fund Balances

1	Total net assets or fund balances at beginning of year - Part II, column (a), line 30 (must agree with end-of-year figure reported on prior year's return)	1	1,061,679.
2	Enter amount from Part I, line 27a	2	3,315.
3	Other increases not included in line 2 (itemize) ▶	3	
4	Add lines 1, 2, and 3	4	1,064,994.
5	Decreases not included in line 2 (itemize) ▶ COST BASIS ADJUSTMENT	5	106.
6	Total net assets or fund balances at end of year (line 4 minus line 5) - Part II, column (b), line 30	6	1,064,888.

Form 990-PF (2014)

Part IV Capital Gains and Losses for Tax on Investment Income(a) List and describe the kind(s) of property sold (e.g., real estate,
2-story brick warehouse; or common stock, 200 shs. MLC Co.)(b) How
acquired
P - Purchase
D - Donation(c) Date
acquired
(mo., day, yr.)(d) Date sold
(mo., day, yr.)**1a PUBLICLY TRADED SECURITIES**

b			
c			
d			
e			

(e) Gross sales price	(f) Depreciation allowed (or allowable)	(g) Cost or other basis plus expense of sale	(h) Gain or (loss) (e) plus (f) minus (g)
a 323,345.		268,401.	54,944.
b			
c			
d			
e			

Complete only for assets showing gain in column (h) and owned by the foundation on 12/31/69

(i) F.M.V. as of 12/31/69	(j) Adjusted basis as of 12/31/69	(k) Excess of col. (i) over col. (j), if any	(l) Gains (Col. (h) gain minus col. (k), but not less than -0-) or Losses (from col. (h))
a			54,944.
b			
c			
d			
e			

2 Capital gain net income or (net capital loss)	{ If gain, also enter in Part I, line 7 If (loss), enter -0- in Part I, line 7 }	2	54,944.
3 Net short-term capital gain or (loss) as defined in sections 1222(5) and (6): If gain, also enter in Part I, line 8, column (c) (see instructions). If (loss), enter -0- in Part I, line 8	{ }	3	

Part V Qualification Under Section 4940(e) for Reduced Tax on Net Investment Income

(For optional use by domestic private foundations subject to the section 4940(a) tax on net investment income.)

If section 4940(d)(2) applies, leave this part blank.

Was the foundation liable for the section 4942 tax on the distributable amount of any year in the base period?

☐ Yes ☒ No

If "Yes," the foundation does not qualify under section 4940(e). Do not complete this part.

1 Enter the appropriate amount in each column for each year; see the instructions before making any entries.

(a) Base period years Calendar year (or tax year beginning in)	(b) Adjusted qualifying distributions	(c) Net value of noncharitable-use assets	(d) Distribution ratio (col. (b) divided by col. (c))
2013	60,797.	1,278,861.	0.047540
2012	58,336.	1,202,763.	0.048502
2011	59,090.	1,184,290.	0.049895
2010	49,257.	1,218,584.	0.040422
2009	68,554.	1,178,675.	0.058162

2 Total of line 1, column (d)	2	0.244521
3 Average distribution ratio for the 5-year base period - divide the total on line 2 by 5, or by the number of years the foundation has been in existence if less than 5 years	3	0.048904
4 Enter the net value of noncharitable-use assets for 2014 from Part X, line 5	4	1,337,545.
5 Multiply line 4 by line 3	5	65,411.
6 Enter 1% of net investment income (1% of Part I, line 27b)	6	747.
7 Add lines 5 and 6	7	66,158.
8 Enter qualifying distributions from Part XII, line 4 If line 8 is equal to or greater than line 7, check the box in Part VI, line 1b, and complete that part using a 1% tax rate. See the Part VI instructions.	8	71,100.

Part VI Excise Tax Based on Investment Income (Section 4940(a), 4940(b), 4940(e), or 4948 - see instructions)

1a Exempt operating foundations described in section 4940(d)(2), check here <input type="checkbox"/> and enter "N/A" on line 1 Date of ruling or determination letter: _____ (attach copy of letter if necessary - see instructions)		1	747.
b Domestic foundations that meet the section 4940(e) requirements in Part V, check here <input checked="" type="checkbox"/> and enter 1% of Part I, line 27b			
c All other domestic foundations enter 2% of line 27b. Exempt foreign organizations enter 4% of Part I, line 12, col. (b).			
2 Tax under section 511 (domestic section 4947(a)(1) trusts and taxable foundations only. Others enter -0-)		2	
3 Add lines 1 and 2		3	747.
4 Subtitle A (income) tax (domestic section 4947(a)(1) trusts and taxable foundations only. Others enter -0-)		4	NONE
5 Tax based on investment income. Subtract line 4 from line 3. If zero or less, enter -0-		5	747.
6 Credits/Payments			
a 2014 estimated tax payments and 2013 overpayment credited to 2014	6a	1,084.	
b Exempt foreign organizations - tax withheld at source	6b	NONE	
c Tax paid with application for extension of time to file (Form 8868)	6c	NONE	
d Backup withholding erroneously withheld	6d		
7 Total credits and payments. Add lines 6a through 6d	7	1,084.	
8 Enter any penalty for underpayment of estimated tax. Check here <input type="checkbox"/> if Form 2220 is attached	8		
9 Tax due. If the total of lines 5 and 8 is more than line 7, enter amount owed	9		
10 Overpayment. If line 7 is more than the total of lines 5 and 8, enter the amount overpaid	10	337.	
11 Enter the amount of line 10 to be Credited to 2015 estimated tax <input checked="" type="checkbox"/> 337. Refunded <input type="checkbox"/>	11		

Part VII-A Statements Regarding Activities

	Yes	No
1a During the tax year, did the foundation attempt to influence any national, state, or local legislation or did it participate or intervene in any political campaign?		X
b Did it spend more than \$100 during the year (either directly or indirectly) for political purposes (see Instructions for the definition)? If the answer is "Yes" to 1a or 1b, attach a detailed description of the activities and copies of any materials published or distributed by the foundation in connection with the activities.		X
c Did the foundation file Form 1120-POL for this year?		X
d Enter the amount (if any) of tax on political expenditures (section 4955) imposed during the year (1) On the foundation. ► \$ _____ (2) On foundation managers. ► \$ _____		
e Enter the reimbursement (if any) paid by the foundation during the year for political expenditure tax imposed on foundation managers. ► \$ _____		
2 Has the foundation engaged in any activities that have not previously been reported to the IRS? If "Yes," attach a detailed description of the activities.		X
3 Has the foundation made any changes, not previously reported to the IRS, in its governing instrument, articles of incorporation, or bylaws, or other similar instruments? If "Yes," attach a conformed copy of the changes		X
4a Did the foundation have unrelated business gross income of \$1,000 or more during the year?		X
b If "Yes," has it filed a tax return on Form 990-T for this year?		
5 Was there a liquidation, termination, dissolution, or substantial contraction during the year? If "Yes," attach the statement required by General Instruction T		X
6 Are the requirements of section 508(e) (relating to sections 4941 through 4945) satisfied either • By language in the governing instrument, or • By state legislation that effectively amends the governing instrument so that no mandatory directions that conflict with the state law remain in the governing instrument?	X	
7 Did the foundation have at least \$5,000 in assets at any time during the year? If "Yes," complete Part II, col (c), and Part XV	X	
8a Enter the states to which the foundation reports or with which it is registered (see instructions) ► OH		
b If the answer is "Yes" to line 7, has the foundation furnished a copy of Form 990-PF to the Attorney General (or designate) of each state as required by General Instruction G? If "No," attach explanation	X	
9 Is the foundation claiming status as a private operating foundation within the meaning of section 4942(j)(3) or 4942(j)(5) for calendar year 2014 or the taxable year beginning in 2014 (see instructions for Part XIV)? If "Yes," complete Part XIV.		X
10 Did any persons become substantial contributors during the tax year? If "Yes," attach a schedule listing their names and addresses		X

Form 990-PF (2014)

Part VII-A Statements Regarding Activities (continued)

11	At any time during the year, did the foundation, directly or indirectly, own a controlled entity within the meaning of section 512(b)(13)? If "Yes," attach schedule (see instructions)	11		X
12	Did the foundation make a distribution to a donor advised fund over which the foundation or a disqualified person had advisory privileges? If "Yes," attach statement (see instructions)	12		X
13	Did the foundation comply with the public inspection requirements for its annual returns and exemption application? Website address ► N/A	13	X	
14	The books are in care of ► JP MORGAN CHASE BANK, NA Telephone no. ► (866) 888-5157 Located at ► 10 S DEARBORN ST, IL1-0117, CHICAGO, IL ZIP+4 ► 60603			
15	Section 4947(a)(1) nonexempt charitable trusts filing Form 990-PF in lieu of Form 1041 - Check here and enter the amount of tax-exempt interest received or accrued during the year	15		
16	At any time during calendar year 2014, did the foundation have an interest in or a signature or other authority over a bank, securities, or other financial account in a foreign country? See the instructions for exceptions and filing requirements for FinCEN Form 114, (formerly TD F 90-22.1) If "Yes," enter the name of the foreign country ►	16	Yes	No X

Part VII-B Statements Regarding Activities for Which Form 4720 May Be Required

File Form 4720 if any item is checked in the "Yes" column, unless an exception applies.

	Yes	No
1a During the year did the foundation (either directly or indirectly)		
(1) Engage in the sale or exchange, or leasing of property with a disqualified person?	<input type="checkbox"/> Yes	<input checked="" type="checkbox"/> No
(2) Borrow money from, lend money to, or otherwise extend credit to (or accept it from) a disqualified person?	<input type="checkbox"/> Yes	<input checked="" type="checkbox"/> No
(3) Furnish goods, services, or facilities to (or accept them from) a disqualified person?	<input type="checkbox"/> Yes	<input checked="" type="checkbox"/> No
(4) Pay compensation to, or pay or reimburse the expenses of, a disqualified person?	<input checked="" type="checkbox"/> Yes	<input type="checkbox"/> No
(5) Transfer any income or assets to a disqualified person (or make any of either available for the benefit or use of a disqualified person)?	<input type="checkbox"/> Yes	<input checked="" type="checkbox"/> No
(6) Agree to pay money or property to a government official? (Exception. Check "No" if the foundation agreed to make a grant to or to employ the official for a period after termination of government service, if terminating within 90 days)	<input type="checkbox"/> Yes	<input checked="" type="checkbox"/> No
b If any answer is "Yes" to 1a(1)-(6), did any of the acts fail to qualify under the exceptions described in Regulations section 53.4941(d)-3 or in a current notice regarding disaster assistance (see instructions)?	1b	X
Organizations relying on a current notice regarding disaster assistance check here		
c Did the foundation engage in a prior year in any of the acts described in 1a, other than excepted acts, that were not corrected before the first day of the tax year beginning in 2014?	1c	X
2 Taxes on failure to distribute income (section 4942) (does not apply for years the foundation was a private operating foundation defined in section 4942(j)(3) or 4942(j)(5))		
a At the end of tax year 2014, did the foundation have any undistributed income (lines 6d and 6e, Part XIII) for tax year(s) beginning before 2014?	<input type="checkbox"/> Yes	<input checked="" type="checkbox"/> No
If "Yes," list the years ►		
b Are there any years listed in 2a for which the foundation is not applying the provisions of section 4942(a)(2) (relating to incorrect valuation of assets) to the year's undistributed income? (If applying section 4942(a)(2) to all years listed, answer "No" and attach statement - see instructions)	2b	
c If the provisions of section 4942(a)(2) are being applied to any of the years listed in 2a, list the years here. ►		
3a Did the foundation hold more than a 2% direct or indirect interest in any business enterprise at any time during the year?	<input type="checkbox"/> Yes	<input checked="" type="checkbox"/> No
b If "Yes," did it have excess business holdings in 2014 as a result of (1) any purchase by the foundation or disqualified persons after May 26, 1969, (2) the lapse of the 5-year period (or longer period approved by the Commissioner under section 4943(c)(7)) to dispose of holdings acquired by gift or bequest, or (3) the lapse of the 10-, 15-, or 20-year first phase holding period? (Use Schedule C, Form 4720, to determine if the foundation had excess business holdings in 2014)	3b	
4a Did the foundation invest during the year any amount in a manner that would jeopardize its charitable purposes?	4a	X
b Did the foundation make any investment in a prior year (but after December 31, 1969) that could jeopardize its charitable purpose that had not been removed from jeopardy before the first day of the tax year beginning in 2014?	4b	X

Form 990-PF (2014)

Part VII-B Statements Regarding Activities for Which Form 4720 May Be Required (continued)

5a During the year did the foundation pay or incur any amount to:

(1) Carry on propaganda, or otherwise attempt to influence legislation (section 4945(e))? ☐ Yes ☒ No

(2) Influence the outcome of any specific public election (see section 4955), or to carry on, directly or indirectly, any voter registration drive? ☐ Yes ☒ No

(3) Provide a grant to an individual for travel, study, or other similar purposes? ☐ Yes ☒ No

(4) Provide a grant to an organization other than a charitable, etc., organization described in section 4945(d)(4)(A)? (see instructions). ☐ Yes ☒ No

(5) Provide for any purpose other than religious, charitable, scientific, literary, or educational purposes, or for the prevention of cruelty to children or animals? ☐ Yes ☒ No

b If any answer is "Yes" to 5a(1)-(5), did any of the transactions fail to qualify under the exceptions described in Regulations section 53.4945 or in a current notice regarding disaster assistance (see instructions)? ☐ **5b**

Organizations relying on a current notice regarding disaster assistance check here ☐

c If the answer is "Yes" to question 5a(4), does the foundation claim exemption from the tax because it maintained expenditure responsibility for the grant? ☐ Yes ☐ No

If "Yes," attach the statement required by Regulations section 53.4945-5(d)

6a Did the foundation, during the year, receive any funds, directly or indirectly, to pay premiums on a personal benefit contract? ☐ Yes ☒ No

b Did the foundation, during the year, pay premiums, directly or indirectly, on a personal benefit contract? ☐ **6b** X

If "Yes" to 6b, file Form 8870

7a At any time during the tax year, was the foundation a party to a prohibited tax shelter transaction? ☐ Yes ☒ No

b If "Yes," did the foundation receive any proceeds or have any net income attributable to the transaction? ☐ **7b**

Part VIII Information About Officers, Directors, Trustees, Foundation Managers, Highly Paid Employees, and Contractors**1 List all officers, directors, trustees, foundation managers and their compensation (see instructions).**

(a) Name and address	(b) Title, and average hours per week devoted to position	(c) Compensation (If not paid, enter -0-)	(d) Contributions to employee benefit plans and deferred compensation	(e) Expense account, other allowances
JP MORGAN CHASE BANK, NA 10 S DEARBORN ST, IL1-0117, CHICAGO, IL 60603	TRUSTEE 2	16,030.	-0-	-0-

2 Compensation of five highest-paid employees (other than those included on line 1 - see instructions). If none, enter "NONE."

(a) Name and address of each employee paid more than \$50,000	(b) Title, and average hours per week devoted to position	(c) Compensation	(d) Contributions to employee benefit plans and deferred compensation	(e) Expense account, other allowances
NONE		NONE	NONE	NONE

Total number of other employees paid over \$50,000 ☐ **NONE**

Form 990-PF (2014)

Part VIII Information About Officers, Directors, Trustees, Foundation Managers, Highly Paid Employees, and Contractors (continued)**3 Five highest-paid independent contractors for professional services** (see instructions). If none, enter "NONE."

(a) Name and address of each person paid more than \$50,000	(b) Type of service	(c) Compensation
NONE		NONE

Total number of others receiving over \$50,000 for professional services **NONE**

Part IX-A Summary of Direct Charitable Activities

List the foundation's four largest direct charitable activities during the tax year. Include relevant statistical information such as the number of organizations and other beneficiaries served, conferences convened, research papers produced, etc.	Expenses
1 NONE	
2	
3	
4	

Part IX-B Summary of Program-Related Investments (see instructions)

Describe the two largest program-related investments made by the foundation during the tax year on lines 1 and 2	Amount
1 NONE	
2	
All other program-related investments. See instructions.	
3 NONE	
Total. Add lines 1 through 3	

Form 990-PF (2014)

Part X Minimum Investment Return (All domestic foundations must complete this part. Foreign foundations, see instructions.)

1	Fair market value of assets not used (or held for use) directly in carrying out charitable, etc., purposes:		
a	Average monthly fair market value of securities	1a	1,301,458.
b	Average of monthly cash balances	1b	56,456.
c	Fair market value of all other assets (see instructions).	1c	NONE
d	Total (add lines 1a, b, and c)	1d	1,357,914.
e	Reduction claimed for blockage or other factors reported on lines 1a and 1c (attach detailed explanation)	1e	
2	Acquisition indebtedness applicable to line 1 assets	2	NONE
3	Subtract line 2 from line 1d	3	1,357,914.
4	Cash deemed held for charitable activities. Enter 1 1/2% of line 3 (for greater amount, see instructions)	4	20,369.
5	Net value of noncharitable-use assets. Subtract line 4 from line 3. Enter here and on Part V, line 4	5	1,337,545.
6	Minimum investment return. Enter 5% of line 5	6	66,877.

Part XI Distributable Amount (see instructions) (Section 4942(j)(3) and (j)(5) private operating foundations and certain foreign organizations check here ☐ and do not complete this part.)

1	Minimum investment return from Part X, line 6	1	66,877.
2a	Tax on investment income for 2014 from Part VI, line 5	2a	747.
b	Income tax for 2014. (This does not include the tax from Part VI.)	2b	
c	Add lines 2a and 2b	2c	747.
3	Distributable amount before adjustments. Subtract line 2c from line 1	3	66,130.
4	Recoveries of amounts treated as qualifying distributions	4	NONE
5	Add lines 3 and 4	5	66,130.
6	Deduction from distributable amount (see instructions).	6	NONE
7	Distributable amount as adjusted. Subtract line 6 from line 5. Enter here and on Part XIII, line 1	7	66,130.

Part XII Qualifying Distributions (see instructions)

1	Amounts paid (including administrative expenses) to accomplish charitable, etc., purposes:		
a	Expenses, contributions, gifts, etc. - total from Part I, column (d), line 26	1a	71,100.
b	Program-related investments - total from Part IX-B	1b	
2	Amounts paid to acquire assets used (or held for use) directly in carrying out charitable, etc., purposes	2	NONE
3	Amounts set aside for specific charitable projects that satisfy the:		
a	Suitability test (prior IRS approval required)	3a	NONE
b	Cash distribution test (attach the required schedule)	3b	NONE
4	Qualifying distributions. Add lines 1a through 3b. Enter here and on Part V, line 8, and Part XIII, line 4	4	71,100.
5	Foundations that qualify under section 4940(e) for the reduced rate of tax on net investment income. Enter 1% of Part I, line 27b (see instructions)	5	747.
6	Adjusted qualifying distributions. Subtract line 5 from line 4	6	70,353.

Note. The amount on line 6 will be used in Part V, column (b), in subsequent years when calculating whether the foundation qualifies for the section 4940(e) reduction of tax in those years

Part XIII Undistributed Income (see instructions)

	(a) Corpus	(b) Years prior to 2013	(c) 2013	(d) 2014
1 Distributable amount for 2014 from Part XI, line 7				66,130.
2 Undistributed income, if any, as of the end of 2014				
a Enter amount for 2013 only			56,838.	
b Total for prior years 20 <u>12</u> , 20 <u> </u> , 20 <u> </u>		NONE		
3 Excess distributions carryover, if any, to 2014				
a From 2009	NONE			
b From 2010	NONE			
c From 2011	NONE			
d From 2012	NONE			
e From 2013	NONE			
f Total of lines 3a through e	NONE			
4 Qualifying distributions for 2014 from Part XII, line 4 ▶ \$ <u>71,100.</u>				
a Applied to 2013, but not more than line 2a			56,838.	
b Applied to undistributed income of prior years (Election required - see instructions)		NONE		
c Treated as distributions out of corpus (Election required - see instructions)	NONE			
d Applied to 2014 distributable amount				14,262.
e Remaining amount distributed out of corpus	NONE			
5 Excess distributions carryover applied to 2014 (If an amount appears in column (d), the same amount must be shown in column (a))	NONE			NONE
6 Enter the net total of each column as indicated below:				
a Corpus. Add lines 3f, 4c, and 4e. Subtract line 5	NONE			
b Prior years' undistributed income. Subtract line 4b from line 2b		NONE		
c Enter the amount of prior years' undistributed income for which a notice of deficiency has been issued, or on which the section 4942(a) tax has been previously assessed		NONE		
d Subtract line 6c from line 6b. Taxable amount - see instructions		NONE		
e Undistributed income for 2013. Subtract line 4a from line 2a. Taxable amount - see instructions				
f Undistributed income for 2014. Subtract lines 4d and 5 from line 1. This amount must be distributed in 2015				51,868.
7 Amounts treated as distributions out of corpus to satisfy requirements imposed by section 170(b)(1)(F) or 4942(g)(3) (Election may be required - see instructions)	NONE			
8 Excess distributions carryover from 2009 not applied on line 5 or line 7 (see instructions)	NONE			
9 Excess distributions carryover to 2015. Subtract lines 7 and 8 from line 6a	NONE			
10 Analysis of line 9.				
a Excess from 2010	NONE			
b Excess from 2011	NONE			
c Excess from 2012	NONE			
d Excess from 2013	NONE			
e Excess from 2014	NONE			

Part XIV Private Operating Foundations (see instructions and Part VII-A, question 9)

NOT APPLICABLE

1a If the foundation has received a ruling or determination letter that it is a private operating foundation, and the ruling is effective for 2014, enter the date of the ruling

b Check box to indicate whether the foundation is a private operating foundation described in section

4942(j)(3) or

4942(j)(5)

2a Enter the lesser of the adjusted net income from Part I or the minimum investment return from Part X for each year listed

Tax year	Prior 3 years				(e) Total
	(a) 2014	(b) 2013	(c) 2012	(d) 2011	
b 85% of line 2a					
c Qualifying distributions from Part XII, line 4 for each year listed					
d Amounts included in line 2c not used directly for active conduct of exempt activities					
e Qualifying distributions made directly for active conduct of exempt activities. Subtract line 2d from line 2c					
3 Complete 3a, b, or c for the alternative test relied upon					
a "Assets" alternative test - enter					
(1) Value of all assets					
(2) Value of assets qualifying under section 4942(j)(3)(B)(i).					
b "Endowment" alternative test - enter 2/3 of minimum investment return shown in Part X, line 6 for each year listed					
c "Support" alternative test - enter					
(1) Total support other than gross investment income (interest, dividends, rents, payments on securities loans (section 512(a)(5)), or royalties).					
(2) Support from general public and 5 or more exempt organizations as provided in section 4942(j)(3)(B)(iii).					
(3) Largest amount of support from an exempt organization.					
(4) Gross investment income					

Part XV Supplementary Information (Complete this part only if the foundation had \$5,000 or more in assets at any time during the year - see instructions.)**1 Information Regarding Foundation Managers:**

a List any managers of the foundation who have contributed more than 2% of the total contributions received by the foundation before the close of any tax year (but only if they have contributed more than \$5,000). (See section 507(d)(2).)

N/A

b List any managers of the foundation who own 10% or more of the stock of a corporation (or an equally large portion of the ownership of a partnership or other entity) of which the foundation has a 10% or greater interest.

N/A

2 Information Regarding Contribution, Grant, Gift, Loan, Scholarship, etc., Programs:

Check here ☒ if the foundation only makes contributions to preselected charitable organizations and does not accept unsolicited requests for funds. If the foundation makes gifts, grants, etc. (see instructions) to individuals or organizations under other conditions, complete items 2a, b, c, and d.

a The name, address, and telephone number or e-mail address of the person to whom applications should be addressed:

b The form in which applications should be submitted and information and materials they should include:

c Any submission deadlines:

d Any restrictions or limitations on awards, such as by geographical areas, charitable fields, kinds of institutions, or other factors.

Part XV Supplementary Information (continued)**3 Grants and Contributions Paid During the Year or Approved for Future Payment**

Recipient Name and address (home or business)	If recipient is an individual, show any relationship to any foundation manager or substantial contributor	Foundation status of recipient	Purpose of grant or contribution	Amount
a Paid during the year				
FOOD PANTRY NETWORK OF LICKING COUNTY 1035 BRICE STREET NEWARK OH 43055	NONE	PC	GENERAL	50,000.
LICKING COUNTY FOUNDATION 30 N 2ND ST NEWARK OH 43055	NONE	PC	GENERAL	6,838.
NEWARK CATHOLIC HIGH SCHOOL FOR FACILITY EXPA 1 GREEN WAVE DR NEWARK OH 43055	NONE	PC	GENERAL	10,000.
Total			3a	66,838.
b Approved for future payment				
Total			3b	

Part XVI-A Analysis of Income-Producing Activities

Enter gross amounts unless otherwise indicated

Enter gross amounts unless otherwise indicated		Unrelated business income		Excluded by section 512, 513, or 514		(e) Related or exempt function income (See instructions)
		(a) Business code	(b) Amount	(c) Exclusion code	(d) Amount	
1 Program service revenue:						
a _____						
b _____						
c _____						
d _____						
e _____						
f _____						
g Fees and contracts from government agencies						
2 Membership dues and assessments						
3 Interest on savings and temporary cash investments						
4 Dividends and interest from securities				14	32,522.	
5 Net rental income or (loss) from real estate						
a Debt-financed property						
b Not debt-financed property						
6 Net rental income or (loss) from personal property .						
7 Other investment income						
8 Gain or (loss) from sales of assets other than inventory				18	54,944.	
9 Net income or (loss) from special events						
10 Gross profit or (loss) from sales of inventory . .						
11 Other revenue a _____						
b _____						
c _____						
d _____						
e _____						
12 Subtotal. Add columns (b), (d), and (e)					87,466.	
13 Total. Add line 12, columns (b), (d), and (e)					87,466.	

Part XVI-B Relationship of Activities to the Accomplishment of Exempt Purposes

[illegible]

Part XVII Information Regarding Transfers To and Transactions and Relationships With Noncharitable Exempt Organizations


- | | | | |
|----------|--|-------|----|
| 1 | Did the organization directly or indirectly engage in any of the following with any other organization described in section 501(c) of the Code (other than section 501(c)(3) organizations) or in section 527, relating to political organizations? | Yes | No |
| | | | |
| a | Transfers from the reporting foundation to a noncharitable exempt organization of: | | |
| | | | |
| | (1) Cash | 1a(1) | X |
| | (2) Other assets | 1a(2) | X |
| b | Other transactions: | | |
| | | | |
| | (1) Sales of assets to a noncharitable exempt organization | 1b(1) | X |
| | (2) Purchases of assets from a noncharitable exempt organization | 1b(2) | X |
| | (3) Rental of facilities, equipment, or other assets | 1b(3) | X |
| | (4) Reimbursement arrangements | 1b(4) | X |
| | (5) Loans or loan guarantees | 1b(5) | X |
| | (6) Performance of services or membership or fundraising solicitations | 1b(6) | X |
| c | Sharing of facilities, equipment, mailing lists, other assets, or paid employees | 1c | X |
| d | If the answer to any of the above is "Yes," complete the following schedule. Column (b) should always show the fair market value of the goods, other assets, or services given by the reporting foundation. If the foundation received less than fair market value in any transaction or sharing arrangement, show in column (d) the value of the goods, other assets, or services received. | | |

[illegible]

- 2a** Is the foundation directly or indirectly affiliated with, or related to, one or more tax-exempt organizations described in section 501(c) of the Code (other than section 501(c)(3)) or in section 527? ☐ Yes ☒ No
- b** If "Yes," complete the following schedule.

(a) Name of organization	(b) Type of organization	(c) Description of relationship

Under penalties of perjury, I declare that I have examined this return, including accompanying schedules and statements, and to the best of my knowledge and belief, it is true, correct, and complete. Declaration of preparer (other than taxpayer) is based on all information of which preparer has any knowledge.

Sign Here		VICE PRESIDENT	06/10/2015	
	Signature of officer or trustee		Date	Title

May the IRS discuss this return with the preparer shown below (see instructions)? ☒ Yes ☐ No

May the IRS discuss this return with the preparer shown below (see instructions)? ☒ Yes ☐ No

**Paid
Preparer
Use Only**

Print/Type preparer's name CAROLYN J. SECHEL	Preparer's signature <i>Carolyn J. Sechel</i>	Date 06/10/2015	Check <input type="checkbox"/> if self-employed	PTIN P01256399
Firm's name ▶ DELOITTE TAX LLP			Firm's EIN ▶ 86-1065772	
Firm's address ▶ 127 PUBLIC SQUARE CLEVELAND, OH 44114			Phone no. 312-486-9652	

Form **990-PF** (2014)

CECIL MAUGER CHARITABLE TRUST R58333007

31-6313464

FORM 990PF, PART I - TAXES

=====

DESCRIPTION -----	REVENUE AND EXPENSES PER BOOKS -----	NET INVESTMENT INCOME -----
FEDERAL ESTIMATES - INCOME	400.	
FOREIGN TAXES ON QUALIFIED FOR	544.	544.
FOREIGN TAXES ON NONQUALIFIED	85.	85.
	-----	-----
TOTALS	1,029.	629.
	=====	=====

CECIL MAUGER CHARITABLE TRUST R58333007

31-6313464

FORM 990PF, PART I - OTHER EXPENSES

=====

DESCRIPTION -----	REVENUE AND EXPENSES PER BOOKS -----	CHARITABLE PURPOSES -----
OTHER ALLOCABLE EXPENSE-PRINCI	54.	54.
ATTORNEY GENERAL FEE	200.	200.
TOTALS	----- 254. =====	----- 254. =====



JPMorgan Chase Bank, N.A.
270 Park Avenue, New York, NY 10017-2014

MAUGER CECIL CHARITABLE TRUST ACCT R58333007
For the Period 1/1/14 to 12/31/14

Fiduciary Account

J.P. Morgan Team

Kenneth Kent	T & E Officer	614/248-1137
William Boyd	T & E Administrator	614/244-5431
Kenneth Kent	Client Service Team	614/248-1137
William Boyd	Client Service Team	

Online access www.jpmorganonline.com

Table of Contents

Page

Account Summary	2
Holdings	
Equity	5
Alternative Assets	9
Cash & Fixed Income	11
Portfolio Activity	13

Please see disclosures located at the end of this statement package for important information relating to each J P Morgan account(s)



MAUGER CECIL CHARITABLE TRUST ACCT R58333007
For the Period 1/1/14 to 12/31/14

Account Summary

PRINCIPAL

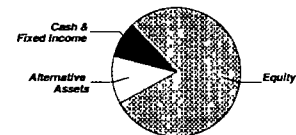
Asset Allocation	Beginning Market Value	Ending Market Value	Change In Value	Estimated Annual Income	Current Allocation
Equity	991,040 31	1,027 693 94	36,653 63	15,822 51	79%
Alternative Assets	174,308 15	152,424 31	(21,883 84)	3,492 57	12%
Cash & Fixed Income	157,343 79	124,853 35	(32 490 44)	2,322 98	9%
Market Value	\$1,322,692.25	\$1,304,971 60	(\$17,720 65)	\$21,638 06	100%

INCOME

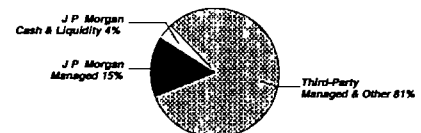
Cash Position	Beginning Market Value	Ending Market Value	Change In Value
Cash Balance	9 361 38	6,706 75	(2,654 63)
Accruals	166 72	1,168 97	1,002 25
Market Value	\$9,528 10	\$7,875 72	(\$1,652 38)

* J.P. Morgan Managed includes (to the extent permitted under applicable law) mutual funds, other registered funds and hedge funds managed by J.P. Morgan and structured products issued by J.P. Morgan. J.P. Morgan Cash & Liquidity Funds includes cash, J.P. Morgan deposit sweeps and J.P. Morgan money market mutual funds. Third-Party Managed & Other includes mutual funds, exchange traded funds, hedge funds, and separately managed accounts managed by parties other than J.P. Morgan, structured products and exchange traded notes issued by parties other than J.P. Morgan, and other investments not managed or issued by J.P. Morgan. See important information about investment principles and conflicts in the disclosures section.

Asset Allocation



Manager Allocation *



J.P. Morgan



MAUGER CECIL CHARITABLE TRUST ACCT R58333007
For the Period 1/1/14 to 12/31/14

Account Summary CONTINUED

Portfolio Activity	PRINCIPAL	
	Current Period Value	Year-to-Date Value
Beginning Market Value	1,322,692.25	1,339,378.72
Additions		
Withdrawals & Fees	(40,628.00)	(40,628.00)
Net Additions/Withdrawals	(\$40,628.00)	(\$40,628.00)
Income		
Change In Investment Value	22,907.35	6,220.88
Ending Market Value	\$1,304,971.60	\$1,304,971.60
Accruals	--	--
Market Value with Accruals	--	--

Tax Summary	Current Period Value	Year-to-Date Value
Domestic Dividends/Distributions	31,600.92	27,683.12
Interest Income	16.77	11.44
Taxable Income	\$31,617.69	\$27,694.56

INCOME	Current Period Value	Year-to-Date Value
	9,361.38	9,864.26
	42,374.00	40,374.00
	(76,646.32)	(71,226.07)
	(\$34,272.32)	(\$30,852.07)
	31,617.69	27,694.56
	\$6,706.75	\$6,706.75
	1,168.97	1,168.97
	\$7,875.72	\$7,875.72

	Current Period Value	Year-to-Date Value
LT Capital Gain Distributions	30,185.74	30,185.74
ST Realized Gain/Loss	(9,244.90)	(6,593.23)
LT Realized Gain/Loss	27,571.18	30,548.96
Realized Gain/Loss	\$48,512.02	\$54,141.47

To-Date Value	
Unrealized Gain/Loss	\$239,643.64

J.P.Morgan



MAUGER CECIL CHARITABLE TRUST ACCT R58333007
For the Period 1/1/14 to 12/31/14

Account Summary CONTINUED

Cost Summary	Cost
Equity	789,031.02
Cash & Fixed Income	123,303.19
Total	\$912,334.21




MAUGER CECIL CHARITABLE TRUST ACCT R58333007
For the Period 1/1/14 to 12/31/14

Equity Summary

Asset Categories	Beginning Market Value	Ending Market Value	Change In Value	Current Allocation
US Large Cap Equity	390,377 52	423 886 61	33,509 09	33%
US Mid Cap Equity	105,630 07	102 187 86	(3,442 21)	8%
EAFE Equity	321,203 14	293,005 16	(28,197 98)	22%
European Large Cap Equity	26,754 00	0 00	(26,754 00)	
Japanese Large Cap Equity	0 00	14 445 20	14,445 20	1%
Asia ex-Japan Equity	75 941 55	65,746 79	(10,194 76)	5%
Emerging Market Equity	28 323 52	12,389 56	(15,933 96)	1%
Global Equity	42,810 51	116 032 76	73,222.25	9%
Total Value	\$991,040 31	\$1,027,693.94	\$36,653.63	79%

Market Value/Cost	Current Period Value
Market Value	1,027,693 94
Tax Cost	789 031 02
Unrealized Gain/Loss	238,662 92
Estimated Annual Income	15 822 51
Accrued Dividends	1,168 97
Yield	1 53%

Asset Categories



Equity as a percentage of your portfolio - 79 %



MAUGER CECIL CHARITABLE TRUST ACCT R58333007
For the Period 1/1/14 to 12/31/14

Equity Detail

	Price	Quantity	Value	Adjusted Tax Cost Original Cost	Unrealized Gain/Loss	Est Annual Inc. Accrued Div	Yield
US Large Cap Equity							
HARTFORD CAPITAL APPREC-I 416649-30-9 ITHI X	37 15	1,411 089	52,421 96	31,580 17	20 841 79	379 58	0 72%
JPM TAX AWARE EQ FD - INSTL FUND 1236 4812A1-65-4 JPDE X	29 04	542 183	15,744 99	6,548 05	9,196 94	180 54	1 15%
NEUBERGER BER MU/C OPP-INS 64122Q-30-9 NMUL X	15 70	4,431 945	69,581 54	45,406 29	24,175 25	651 49	0 94%
PRIMECAP ODYSSEY STOCK FUND 74160Q-30-1 POSK X	23 66	3,145 897	74,431 92	46,744 59	27,687 33	975 22	1 31%
SPDR S&P 500 ETF TRUST 78462F-10-3 SPY	205 54	1,030 000	211,706 20	149,647 27	62,058 93	3,950 05 1,168 97	1 87%
Total US Large Cap Equity			\$423,886 61	\$279,926 37	\$143,960 24	\$6,136.88 \$1,168 97	1 45%
US Mid Cap Equity							
ASTON/FAIRPOINTE MID CAP-I 00078H-15-8 ABMI X	41 57	983 037	40,864 85	29,136 51	11,728 34	62 91	0 15%
ISHARES RUSSELL MIDCAP INDEX FUND 464287-49-9 IWR	167 04	167 000	27,895 68	10,141 91	17,753 77	404 47	1 45%
ISHARES CORE S&P MID-CAP ETF 464287-50-7 IJH	144 80	100 000	14,480 00	10 783 90	3,696 10	194.20	1 34%



MAUGER CECIL CHARITABLE TRUST ACCT R58333007
For the Period 1/1/14 to 12/31/14

	Price	Quantity	Value	Adjusted Tax Cost Original Cost	Unrealized Gain/Loss	Est Annual Inc Accrued Div	Yield
US Mid Cap Equity							
JPM MKT EXP ENH INDEX FD - SEL FUND 3708 4812C1-63-7 PGMI X	12.59	1,504.951	18,947.33	9,661.78	9,285.55	197.14	1.04%
Total US Mid Cap Equity			\$102,187.86	\$59,724.10	\$42,463.76	\$858.72	0.84%
EAFE Equity							
ARTISAN INTL VALUE FUND-INV 04314H-88.1 ARTK X	34.21	1,763.942	60,344.46	43,374.67	16,969.79	964.87	1.60%
CAPITAL PRIVATE CLIENT SVCS CAP NON US EQT 14042Y-60-1 CNUS X	11.35	2,994.113	33,983.18	35,600.00	(1,616.82)	416.18	1.22%
DODGE & COX INTL STOCK FUND 256206-10-3 DODF X	42.11	1,567.710	66,016.27	51,640.24	14,376.03		
ISHARES MSCI EAFE INDEX FUND 464287-46-5 EFA	60.84	1,455.000	88,522.20	92,567.93	(4,045.73)	3,289.75	3.72%
MFS INTL VALUE-I 55273E-82-2 MINI X	34.54	1,277.911	44,139.05	32,999.20	11,139.85	982.71	2.23%
Total EAFE Equity			\$293,005.16	\$256,182.04	\$36,823.12	\$5,653.51	1.93%
Japanese Large Cap Equity							
BROWN ADV JAPAN ALPHA OPP-IS 115233-57-9 BAFJ X	10.78	1,340.000	14,445.20	13,400.00	1,045.20	682.06	4.72%



MAUGER CECIL CHARITABLE TRUST ACCT R58333007
For the Period 1/1/14 to 12/31/14

	Price	Quantity	Value	Adjusted Tax Cost Original Cost	Unrealized Gain/Loss	Est Annual Inc Accrued Div	Yield
Asia ex-Japan Equity							
ISHARES MSCI ALL COUNTRY ASIA EX JAPAN INDEX FUND 464288-18-2 AAXJ	60.93	635,000	38,690.55	37,047.10	1,643.45	688.97	1.78%
T ROWE PRICE NEW ASIA 77956H-50-0 PRAS X	16.29	1,660,911	27,056.24	25,676.41	1,379.83		
Total Asia ex-Japan Equity			\$65,746.79	\$62,723.51	\$3,023.28	\$688.97	1.05%
Emerging Market Equity							
JPM CHINA REGION FD - SEL FUND 3810 4812A3-52-8 JCHS X	21.92	565,217	12,389.56	10,400.00	1,989.56	72.34	0.58%
Global Equity							
JPM GLBL RES ENH INDEX FD - SEL FUND 3457 46637K-51-3 JEIT X	18.31	6,337,125	116,032.76	106,675.00	9,357.76	1,730.03	1.49%



MAUGER CECIL CHARITABLE TRUST ACCT R58333007
For the Period 1/1/14 to 12/31/14

Alternative Assets Summary

Asset Categories	Beginning Estimated Value	Ending Estimated Value	Change In Value	Current Allocation
Hedge Funds	140,429.19	132,846.79	(7,582.40)	10%
Hard Assets	33,878.96	19,577.52	(14,301.44)	2%
Total Value	\$174,308.15	\$152,424.31	(\$21,883.84)	12%

Asset Categories



Alternative Assets Detail

Alternative Assets as a percentage of your portfolio - 12 %

	Pnce	Quantity	Estimated Value	Cost
Hedge Funds				
EATON VANCE GLOBAL MACRO-I 277923-72-8 EIGM X	9.31	2,787.730	25,953.77	27,671.27
GATEWAY FUND-Y 367829-88-4 GTEY X	29.57	930.651	27,519.35	25,975.00



MAUGER CECIL CHARITABLE TRUST ACCT R58333007
For the Period 1/1/14 to 12/31/14

	Price	Quantity	Estimated Value	Cost
Hedge Funds				
GOLDMAN SACHS TR STRG INCM INST 38145C-64-6 GSZ1 X	10 28	2,583 623	26,559 64	27,600 00
GOTHAM ABSOLUTE RETURN FUND 360873-13-7 GARI X	13 90	2,031 734	28,241 10	26 250 00
HSBC FDS TOTAL RETURN I 40428X-15-6 HTRI X	10 25	1,143 695	11,722 87	11,700 00
INV BALANCED-RISK ALLOC-Y 00141V-69-7 ABRY X	11 64	1,103 957	12,850 06	13,247 48
Total Hedge Funds			\$132,846 79	\$132,443 75

	Price	Quantity	Estimated Value	Cost	Est Annual Income Accrued Income
Hard Assets					
PIMCO COMMODITYPL STRAT-P 72201P-16-7 PCLP X	7 65	2,559 153	19,577 52	20 550 00	1,062 04



MAUGER CECIL CHARITABLE TRUST ACCT R58333007
For the Period 1/1/14 to 12/31/14

Cash & Fixed Income Summary

Asset Categories	Beginning Market Value	Ending Market Value	Change in Value	Current Allocation
Cash	56,314.92	55,941.09	(373.83)	4%
US Fixed Income	88,144.17	68,912.26	(19,231.91)	5%
Foreign Exchange & Non-USD Fixed Income	12,884.70	0.00	(12,884.70)	
Total Value	\$157,343.79	\$124,853.35	(\$32,490.44)	9%

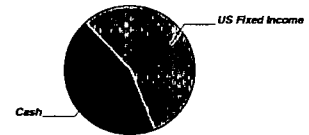
Market Value/Cost	Current Period Value
Market Value	124,853.35
Tax Cost	123,303.19
Unrealized Gain/Loss	1,550.16
Estimated Annual Income	2,322.98
Yield	1.86%

SUMMARY BY MATURITY

Cash & Fixed Income	Market Value	% of Bond Portfolio
0-6 months ¹	124,853.35	100%

¹ The years indicate the number of years until the bond is scheduled to mature based on the statement end date. Some bonds may be called or paid in full, before their stated maturity.

Asset Categories



Cash & Fixed Income as a percentage of your portfolio - 9 %

SUMMARY BY TYPE

Cash & Fixed Income	Market Value	% of Bond Portfolio
Cash	55,941.09	44%
Mutual Funds	68,912.26	56%
Total Value	\$124,853.35	100%



MAUGER CECIL CHARITABLE TRUST ACCT R58333007
For the Period 1/1/14 to 12/31/14

Note ¹ This is the Annual Percentage Yield (APY) which is the rate earned if balances remain on deposit for a full year with compounding, there is no change in the interest rate and all interest is left in the account

Cash & Fixed Income Detail

	Price	Quantity	Value	Adjusted Tax Cost Original Cost	Unrealized Gain/Loss	Est Annual Income Accrued Interest	Yield
Cash							
US DOLLAR PRINCIPAL	1.00	55,941.09	55,941.09	55,941.09		16.78	0.03% ¹
US Fixed Income							
JPM CORE BD FD - SEL FUND 3720 4812C0-38-1	11.75	3,812.48	44,796.68	42,844.66	1,952.02	1,132.30	2.53%
DOUBLELINE TOTAL RET BD-I 258620-10-3	10.97	2,198.32	24,115.58	24,517.44	(401.86)	1,173.90	4.87%
Total US Fixed Income			\$68,912.26	\$67,362.10	\$1,550.16	\$2,306.20	3.35%



MAUGER CECIL CHARITABLE TRUST ACCT R58333007
For the Period 1/1/14 to 12/31/14

Portfolio Activity Summary

Transactions	PRINCIPAL		INCOME	
	Current Period Value	Year-To-Date Value*	Current Period Value	Year-To-Date Value*
Beginning Cash Balance	56,314 92	—	9,361 38	—
INFLOWS				
Income			31,617 69	27,694 56
Contributions			42,374 00	40,374 00
Total Inflows	\$0 00	\$0 00	\$73,991 69	\$68,068 56
OUTFLOWS **				
Withdrawals	(40,428 00)	(40,428 00)	(60,000 00)	(60,000 00)
Fees & Commissions	(200 00)	(200 00)	(16,246 32)	(10,826 07)
Tax Payments			(400 00)	(400 00)
Total Outflows	(\$40,628 00)	(\$40,628 00)	(\$76,646.32)	(\$71,226 07)
TRADE ACTIVITY				
Settled Sales/Maturities/Redemptions	413,255 92	260 228 27		
Settled Securities Purchased	(373,001 75)	(207,051 75)		
Total Trade Activity	\$40,254.17	\$53,176 52	\$0 00	\$0 00
Ending Cash Balance	\$55,941.09	—	\$6,706.75	—

Cost Adjustments	Current Period Value	Year-To-Date Value*
Cost Adjustments	(641 25)	
Total Cost Adjustments	(\$641.25)	\$0 00

J.P.Morgan



MAUGER CECIL CHARITABLE TRUST ACCT R58333007
For the Period 1/1/14 to 12/31/14

Portfolio Activity Summary

* Year to date information is calculated on a fiscal year basis, beginning May 1, 2014
** Your account's standing instructions use a FIRST IN, FIRST OUT method for relieving assets from your position

Portfolio Activity Detail

INFLOWS & OUTFLOWS

Settle Date	Type Selection Method	Description	Quantity Cost	Per Unit Amount	PRINCIPAL Amount	INCOME Amount
Income						
1/2	Interest Income	DEPOSIT SWEEP INTEREST FOR 12/01/13 - 12/31/13 @ 03% RATE ON AVG COLLECTED BALANCE OF \$53,678.51 AS OF 01/01/14				1.40
1/2	Div Domestic	JPM STRAT INC OPP FD - SEL FUND 3844 @ 0.027 PER SHARE (ID 4812A4-35-1)	2,118.244	0.027		57.19
1/2	Div Domestic	JPM CORE BD FD - SEL FUND 3720 @ 0.032 PER SHARE (ID 4812C0-38-1)	3,422.873	0.032		109.53
1/2	Div Domestic	EATON VANCE FLOATING-RATE ADVANTAGE I 12/31/13 INCOME DIVIDEND @ 0.053 PER SHARE AS OF 12/31/13 (ID 277923-63-7)	1,653.648	0.053		88.06
1/2	Div Domestic	HARTFORD CAPITAL APPREC-I 12/30/13 INCOME DIVIDEND @ 0.219 PER SHARE AS OF 12/30/13 (ID 416649-30-9)	1,614.796	0.219		354.14
1/3	Div Domestic	ISHARES MSCI ALL COUNTRY ASIA EX JAPAN INDEX FUND @ 0.024665 PER SHARE (ID 464288-18-2)	425.000	0.025		10.48
1/3	Div Domestic	DOUBLELINE TOTAL RET BD-I 12/31/13 INCOME DIVIDEND @ 0.054 PER SHARE AS OF 12/31/13 (ID 258620-10-3)	2,198.321	0.054		118.75

J.P.Morgan



MAUGER CECIL CHARITABLE TRUST ACCT R58333007
For the Period 1/1/14 to 12/31/14

Settle Date	Type Selection Method	Description	Quantity Cost	Per Unit Amount	PRINCIPAL Amount	INCOME Amount
Income						
1/3	Div Domestic	PIMCO UNCONSTRAINED BOND-P 12/31/13 INCOME DIVIDEND @ 0.008 PER SHARE AS OF 12/31/13 (ID 72201M-45-3)	2,185,330	0.008		17.49
1/9	Div Domestic	PIMCO UNCONSTRAINED BOND-P 01/08/14 INCOME DIVIDEND @ 0.001 PER SHARE AS OF 01/08/14 (ID 72201M-45-3)	2,185,330	0.001		2.70
1/31	Div Domestic	SPDR S&P 500 ETF TRUST @ 0.98025 PER SHARE (ID 78462F-10-3)	605,000	0.98		593.05
1/31	Div Domestic	EATON VANCE GLOBAL MACRO-I 01/30/14 INCOME DIVIDEND @ 0.033 PER SHARE AS OF 01/30/14 (ID 277923-72-8)	2,787,730	0.033		92.00
2/3	Interest Income	DEPOSIT SWEEP INTEREST FOR 01/01/14 - 01/31/14 @ 0.03% RATE ON AVG COLLECTED BALANCE OF \$58,200.03 AS OF 02/01/14				1.48
2/3	Div Domestic	JPM STRAT INC OPP FD - SEL FUND 3844 @ 0.008 PER SHARE (ID 4812A4-35-1)	2,118,244	0.008		16.95
2/3	Div Domestic	JPM CORE BD FD - SEL FUND 3720 @ 0.022 PER SHARE (ID 4812C0-38-1)	3,812,483	0.022		83.87
2/3	Div Domestic	EATON VANCE FLOATING-RATE ADVANTAGE I 01/31/14 INCOME DIVIDEND @ 0.042 PER SHARE AS OF 01/31/14 (ID 277923-63-7)	1,653,648	0.042		70.20
2/4	Div Domestic	DOUBLELINE TOTAL RET BD-I 01/31/14 INCOME DIVIDEND @ 0.048 PER SHARE AS OF 01/31/14 (ID 258620-10-3)	2,198,321	0.048		105.80
2/4	Div Domestic	GOLDMAN SACHS TR STRG INCM INST 01/31/14 INCOME DIVIDEND @ 0.032 PER SHARE AS OF 01/31/14 (ID 38145C-64-6)	1,952,760	0.017		32.60



MAUGER CECIL CHARITABLE TRUST ACCT R58333007
For the Period 1/1/14 to 12/31/14

Settle Date	Type Selection Method	Description	Quantity Cost	Per Unit Amount	PRINCIPAL Amount	INCOME Amount
Income						
2/28	Div Domestic	EATON VANCE GLOBAL MACRO-I 02/27/14 INCOME DIVIDEND @ 0 030 PER SHARE AS OF 02/27/14 (ID 277923-72-8)	2,787 730	0 03		83 07
3/3	Div Domestic	JPM STRAT INC OPP FD - SEL FUND 3844 @ 0 019 PER SHARE (ID 4812A4-35-1)	2,118 244	0 019		40 25
3/3	Interest Income	DEPOSIT SWEEP INTEREST FOR 02/01/14 - 02/28/14 @ 03% RATE ON AVG COLLECTED BALANCE OF \$51,632 37 AS OF 03/01/14				1 20
3/3	Div Domestic	JPM CORE BD FD - SEL FUND 3720 @ 0 023 PER SHARE (ID 4812C0-38-1)	3,812 483	0 023		87 69
3/3	Div Domestic	EATON VANCE FLOATING-RATE ADVANTAGE I 02/28/14 INCOME DIVIDEND @ 0 038 PER SHARE AS OF 02/28/14 (ID 277923-63-7)	1 653 648	0 038		63 22
3/4	Div Domestic	DOUBLELINE TOTAL RET BD-I 02/28/14 INCOME DIVIDEND @ 0 045 PER SHARE AS OF 02/28/14 (ID 258620-10-3)	2,198 321	0 045		99 41
3/4	Div Domestic	GOLDMAN SACHS TR STRG INCM INST 02/28/14 INCOME DIVIDEND @ 0 022 PER SHARE AS OF 02/28/14 (ID 38145C-64-6)	1 952 760	0 022		43 01
3/24	Div Domestic	GATEWAY FUND-Y 03/21/14 INCOME DIVIDEND @ 0 130 PER SHARE AS OF 03/21/14 (ID 367829-88-4)	767 974	0 13		99 84
3/31	Div Domestic	ISHARES RUSSELL MIDCAP INDEX FUND @ 0 521199 PER SHARE (ID 464287-49-9)	167 000	0 521		87 04
3/31	Div Domestic	ISHARES CORE S&P MID-CAP ETF @ 0 43993 PER SHARE (ID 464287-50-7)	100 000	0 44		43 99
3/31	Div Domestic	VANGUARD FTSE EUROPE ETF @ 0 878 PER SHARE (ID 922042-87-4)	455 000	0 878		399 49



MAUGER CECIL CHARITABLE TRUST ACCT R58333007
For the Period 1/1/14 to 12/31/14

Settle Date	Type Selection Method	Description	Quantity Cost	Per Unit Amount	PRINCIPAL Amount	INCOME Amount
Income						
3/31	Div Domestic	EATON VANCE GLOBAL MACRO-I 03/28/14 INCOME DIVIDEND @ 0 033 PER SHARE AS OF 03/28/14 (ID 277923-72-8)	2 787 730	0 033		92 00
4/1	Interest Income	DEPOSIT SWEEP INTEREST FOR 03/01/14 - 03/31/14 @ 03% RATE ON AVG COLLECTED BALANCE OF \$51,315 40 AS OF 04/01/14				1 25
4/1	Div Domestic	JPM TAX AWARE EQ FD - INSTL FUND 1236 @ 0 06643 PER SHARE (ID 4812A1-65-4)	542 183	0 066		36 02
4/1	Div Domestic	JPM STRAT INC OPP FD - SEL FUND 3844 @ 0 022 PER SHARE (ID 4812A4-35-1)	2,118 244	0 022		46 60
4/1	Div Domestic	JPM CORE BD FD - SEL FUND 3720 @ 0 026 PER SHARE (ID 4812C0-38-1)	3,812 483	0 026		99 12
4/1	Div Domestic	JPM MKT EXP ENH INDEX FD - SEL FUND 3708 @ 0 02557 PER SHARE (ID 4812C1-63-7)	1,504 951	0 026		38 48
4/1	Div Domestic	EATON VANCE FLOATING-RATE ADVANTAGE I 03/31/14 INCOME DIVIDEND @ 0 043 PER SHARE AS OF 03/31/14 (ID 277923-63-7)	1,653 648	0 043		71 76
4/2	Div Domestic	DOUBLELINE TOTAL RET BD-I 03/31/14 INCOME DIVIDEND @ 0 045 PER SHARE AS OF 03/31/14 (ID 258620-10-3)	2,198 321	0 045		98 63
4/2	Div Domestic	GOLDMAN SACHS TR STRG INCM INST 03/31/14 INCOME DIVIDEND @ 0 024 PER SHARE AS OF 03/31/14 (ID 38145C-64-6)	1,952 760	0 024		47 55
4/30	Div Domestic	SPDR S&P 500 ETF TRUST @ 0 82461 PER SHARE (ID 78462F-10-3)	605 000	0 825		498 89
4/30	Div Domestic	EATON VANCE GLOBAL MACRO-I 04/29/14 INCOME DIVIDEND @ 0 032 PER SHARE AS OF 04/29/14 (ID 277923-72-8)	2 787 730	0 032		88 93



MAUGER CECIL CHARITABLE TRUST ACCT R58333007
For the Period 1/1/14 to 12/31/14

Settle Date	Type Selection Method	Description	Quantity Cost	Per Unit Amount	PRINCIPAL Amount	INCOME Amount
Income						
5/1	Interest Income	DEPOSIT SWEEP INTEREST FOR 04/01/14 - 04/30/14 @ 03% RATE ON AVG COLLECTED BALANCE OF \$51,815.47 AS OF 05/01/14				1.20
5/1	Div Domestic	JPM STRAT INC OPP FD - SEL FUND 3844 @ 0.011 PER SHARE (ID 4812A4-35-1)	2,118.244	0.011		23.30
5/1	Div Domestic	JPM CORE BD FD - SEL FUND 3720 @ 0.022 PER SHARE (ID 4812C0-38-1)	3,812.483	0.022		83.87
5/1	Div Domestic	EATON VANCE FLOATING-RATE ADVANTAGE I 04/30/14 INCOME DIVIDEND @ 0.041 PER SHARE AS OF 04/30/14 (ID 277923-63-7)	1,653.648	0.041		67.88
5/2	Div Domestic	DOUBLELINE TOTAL RET BD-I 04/30/14 INCOME DIVIDEND @ 0.045 PER SHARE AS OF 04/30/14 (ID 258620-10-3)	2,198.321	0.045		99.75
5/2	Div Domestic	GOLDMAN SACHS TR STRG INCM INST 04/30/14 INCOME DIVIDEND @ 0.023 PER SHARE AS OF 04/30/14 (ID 38145C-64-6)	1,952.760	0.023		44.10
5/30	Div Domestic	EATON VANCE GLOBAL MACRO-I 05/29/14 INCOME DIVIDEND @ 0.033 PER SHARE AS OF 05/29/14 (ID 277923-72-8)	2,787.730	0.033		92.00
6/2	Interest Income	DEPOSIT SWEEP INTEREST FOR 05/01/14 - 05/31/14 @ 03% RATE ON AVG COLLECTED BALANCE OF \$55,920.35 AS OF 06/01/14				1.32
6/2	Div Domestic	JPM STRAT INC OPP FD - SEL FUND 3844 @ 0.014 PER SHARE (ID 4812A4-35-1)	2,118.244	0.014		29.66
6/2	Div Domestic	JPM CORE BD FD - SEL FUND 3720 @ 0.025 PER SHARE (ID 4812C0-38-1)	3,812.483	0.025		95.31



MAUGER CECIL CHARITABLE TRUST ACCT R58333007
For the Period 1/1/14 to 12/31/14

Settle Date	Type Selection Method	Description	Quantity Cost	Per Unit Amount	PRINCIPAL Amount	INCOME Amount
Income						
6/2	Div Domestic	EATON VANCE FLOATING-RATE ADVANTAGE I 05/30/14 INCOME DIVIDEND @ 0 043 PER SHARE AS OF 05/30/14 (ID 277923-63-7)	1 653 648	0 043		70 73
6/3	Div Domestic	DOUBLELINE TOTAL RET BD-I 05/30/14 INCOME DIVIDEND @ 0 044 PER SHARE AS OF 05/30/14 (ID 258620-10-3)	2,198 321	0 044		96 64
6/3	Div Domestic	GOLDMAN SACHS TR STRG INCM INST 05/30/14 INCOME DIVIDEND @ 0 024 PER SHARE AS OF 05/30/14 (ID 38145C-64-6)	1,952 760	0 024		45 92
6/20	Div Domestic	EATON VANCE FLOATING-RATE ADVANTAGE I 06/18/14 INCOME DIVIDEND @ 0 026 PER SHARE AS OF 06/18/14 (ID 277923-63-7)	1,653 648	0 026		43 54
6/23	Div Domestic	GATEWAY FUND-Y 06/20/14 INCOME DIVIDEND @ 0 117 PER SHARE AS OF 06/20/14 (ID 367829-88-4)	767 974	0 117		89 70
6/30	Div Domestic	ISHARES CORE S&P MID-CAP ETF @ 0 388497 PER SHARE (ID 464267-50-7)	100 000	0 389		38 85
6/30	Div Domestic	VANGUARD FTSE EUROPE ETF @ 0 984 PER SHARE (ID 922042-87-4)	455 000	0 984		447 72
6/30	Div Domestic	EATON VANCE GLOBAL MACRO-I 06/27/14 INCOME DIVIDEND @ 0 032 PER SHARE AS OF 06/27/14 (ID 277923-72-8)	2,787 730	0 032		88 93
6/30	Div Domestic	HARTFORD CAPITAL APPREC-I 06/26/14 INCOME DIVIDEND @ 0 016 PER SHARE AS OF 06/26/14 (ID 416649-30-9)	1,411 089	0 016		22 47
7/1	Interest Income	DEPOSIT SWEEP INTEREST FOR 06/01/14 - 06/30/14 @ 03% RATE ON AVG COLLECTED BALANCE OF \$55,688.23 AS OF 07/01/14				1 32



MAUGER CECIL CHARITABLE TRUST ACCT R58333007
For the Period 1/1/14 to 12/31/14

Settle Date	Type Selection Method	Description	Quantity Cost	Per Unit Amount	PRINCIPAL Amount	INCOME Amount
Income						
7/1	Div Domestic	JPM TAX AWARE EQ FD - INSTL FUND 1236 @ 0 07716 PER SHARE (ID 4812A1-65-4)	542 183	0 077		41 83
7/1	Div Domestic	HSBC FDS TOTAL RETURN I 07/01/14 INCOME DIVIDEND @ 0 005 PER SHARE (ID 40428X-15-6)	1,143 695	0 005		5 72
7/1	Div Domestic	JPM STRAT INC OPP FD - SEL FUND 3844 @ 0 019 PER SHARE (ID 4812A4-35-1)	2,118 244	0 019		40 25
7/1	Div Domestic	JPM CORE BD FD - SEL FUND 3720 @ 0 028 PER SHARE (ID 4812C0-38-1)	3,812 483	0 028		106 75
7/1	Div Domestic	JPM MKT EXP ENH INDEX FD - SEL FUND 3708 @ 0 03496 PER SHARE (ID 4812C1-63-7)	1,504 951	0 035		52 61
7/2	Div Domestic	ISHARES MSCI EAFE INDEX FUND @ 1 676205 PER SHARE (ID 464287-46-5)	1,135 000	1 676		1,902 49
7/2	Div Domestic	ISHARES MSCI ALL COUNTRY ASIA EX JAPAN INDEX FUND @ 0 499565 PER SHARE (ID 464288-18-2)	425 000	0 50		212 32
7/2	Div Domestic	DOUBLELINE TOTAL RET BD-I 06/30/14 INCOME DIVIDEND @ 0 043 PER SHARE AS OF 06/30/14 (ID 258620-10-3)	2,198 321	0 043		95 11
7/2	Div Domestic	GOLDMAN SACHS TR STRG INCM INST 06/30/14 INCOME DIVIDEND @ 0 022 PER SHARE AS OF 06/30/14 (ID 38145C-64-6)	2,583 623	0 019		48 77
7/9	Div Domestic	ISHARES RUSSELL MIDCAP INDEX FUND @ 0 642878 PER SHARE (ID 464287-49-9)	167 000	0 643		107 36
7/31	Div Domestic	SPDR S&P 500 ETF TRUST @ 0 93669 PER SHARE (ID 78462F-10-3)	855 000	0 937		800 87
7/31	Div Domestic	EATON VANCE GLOBAL MACRO-I 07/30/14 INCOME DIVIDEND @ 0 033 PER SHARE AS OF 07/30/14 (ID 277923-72-8)	2,787 730	0 033		92 00



MAUGER CECIL CHARITABLE TRUST ACCT R58333007
For the Period 1/1/14 to 12/31/14

Settle Date	Type Selection Method	Description	Quantity Cost	Per Unit Amount	PRINCIPAL Amount	INCOME Amount
Income						
8/1	Interest Income	DEPOSIT SWEEP INTEREST FOR 07/01/14 - 07/31/14 @ 03% RATE ON AVG COLLECTED BALANCE OF \$74,351.79 AS OF 08/01/14				1.86
8/1	Div Domestic	JPM STRAT INC OPP FD - SEL FUND 3844 @ 0.013 PER SHARE (ID 4812A4-35-1)	2,118,244	0.013		27.54
8/1	Div Domestic	JPM CORE BD FD - SEL FUND 3720 @ 0.027 PER SHARE (ID 4812C0-38-1)	3,812,483	0.027		102.94
8/1	Div Domestic	HSBC FDS TOTAL RETURN I 08/01/14 INCOME DIVIDEND @ 0.010 PER SHARE (ID 40428X-15-6)	1,143,695	0.01		11.44
8/4	Div Domestic	DOUBLELINE TOTAL RET BD-I 07/31/14 INCOME DIVIDEND @ 0.046 PER SHARE AS OF 07/31/14 (ID 258620-10-3)	2,198,321	0.046		102.10
8/4	Div Domestic	GOLDMAN SACHS TR STRG INCM INST 07/31/14 INCOME DIVIDEND @ 0.021 PER SHARE AS OF 07/31/14 (ID 38145C-64-6)	2,583,623	0.021		55.38
8/29	Div Domestic	EATON VANCE GLOBAL MACRO-I 08/28/14 INCOME DIVIDEND @ 0.033 PER SHARE AS OF 08/28/14 (ID 277923-72-8)	2,787,730	0.033		92.00
9/2	Div Domestic	JPM STRAT INC OPP FD - SEL FUND 3844 @ 0.014 PER SHARE (ID 4812A4-35-1)	2,118,244	0.014		29.66
9/2	Interest Income	DEPOSIT SWEEP INTEREST FOR 08/01/14 - 08/31/14 @ 03% RATE ON AVG COLLECTED BALANCE OF \$69,412.97 AS OF 09/01/14				1.79
9/2	Div Domestic	JPM CORE BD FD - SEL FUND 3720 @ 0.024 PER SHARE (ID 4812C0-38-1)	3,812,483	0.024		91.50
9/2	Div Domestic	HSBC FDS TOTAL RETURN I 09/02/14 INCOME DIVIDEND @ 0.010 PER SHARE (ID 40428X-15-6)	1,143,695	0.01		11.44



MAUGER CECIL CHARITABLE TRUST ACCT R58333007
For the Period 1/1/14 to 12/31/14

Settle Date	Type Selection Method	Description	Quantity Cost	Per Unit Amount	PRINCIPAL Amount	INCOME Amount
Income						
9/3	Div Domestic	DOUBLELINE TOTAL RET BD-I 08/29/14 INCOME DIVIDEND @ 0 045 PER SHARE AS OF 08/29/14 (ID 258620-10-3)	2,198 321	0 045		97 90
9/3	Div Domestic	GOLDMAN SACHS TR STRG INCM INST 08/29/14 INCOME DIVIDEND @ 0 021 PER SHARE AS OF 08/29/14 (ID 38145C-64-6)	2,583 623	0 021		55 07
9/25	Div Domestic	GATEWAY FUND-Y 09/24/14 INCOME DIVIDEND @ 0 109 PER SHARE AS OF 09/24/14 (ID 367829-88-4)	930 651	0 109		101 25
9/30	Div Domestic	ISHARES RUSSELL MIDCAP INDEX FUND @ 0 443934 PER SHARE (ID 464287-49-9)	167 000	0 444		74 14
9/30	Div Domestic	ISHARES CORE S&P MID-CAP ETF @ 0 446745 PER SHARE (ID 464287-50-7)	100 000	0 447		44 67
9/30	Div Domestic	VANGUARD FTSE EUROPE ETF @ 0 268 PER SHARE (ID 922042-87-4)	455 000	0 268		121 94
9/30	Div Domestic	EATON VANCE GLOBAL MACRO-I 09/29/14 INCOME DIVIDEND @ 0 032 PER SHARE AS OF 09/29/14 (ID 277923-72-8)	2,787 730	0 032		88 93
10/1	Interest Income	DEPOSIT SWEEP INTEREST FOR 09/01/14 - 09/30/14 @ 03% RATE ON AVG COLLECTED BALANCE OF \$54,410 04 AS OF 10/01/14				1 35
10/1	Div Domestic	JPM TAX AWARE EO FD - INSTL FUND 1236 @ 0 07633 PER SHARE (ID 4812A1-65-4)	542 183	0 076		41 38
10/1	Div Domestic	JPM STRAT INC OPP FD - SEL FUND 3844 @ 0 011 PER SHARE (ID 4812A4-35-1)	2,118 244	0 011		23 30
10/1	Div Domestic	JPM CORE BD FD - SEL FUND 3720 @ 0 024 PER SHARE (ID 4812C0-38-1)	3,812 483	0 024		91 50
10/1	Div Domestic	JPM MKT EXP ENH INDEX FD - SEL FUND 3708 @ 0 0276 PER SHARE (ID 4812C1-63-7)	1,504 951	0 028		41 54



MAUGER CECIL CHARITABLE TRUST ACCT R58333007
For the Period 1/1/14 to 12/31/14

Settle Date	Type Selection Method	Description	Quantity Cost	Per Unit Amount	PRINCIPAL Amount	INCOME Amount
Income						
10/1	Div Domestic	HSBC FDS TOTAL RETURN I 10/01/14 INCOME DIVIDEND @ 0 010 PER SHARE (ID 40428X-15-6)	1,143 695	0 01		11 44
10/2	Div Domestic	DOUBLELINE TOTAL RET BD-I 09/30/14 INCOME DIVIDEND @ 0 041 PER SHARE AS OF 09/30/14 (ID 258620-10-3)	2,198 321	0 041		90 27
10/2	Div Domestic	GOLDMAN SACHS TR STRG INCM INST 09/30/14 INCOME DIVIDEND @ 0 018 PER SHARE AS OF 09/30/14 (ID 38145C-64-6)	2,583 623	0 018		46 11
10/31	Div Domestic	SPDR S&P 500 ETF TRUST @ 0 93919 PER SHARE (ID 78462F-10-3)	855 000	0 939		803 01
10/31	Div Domestic	EATON VANCE GLOBAL MACRO-I 10/30/14 INCOME DIVIDEND @ 0 033 PER SHARE AS OF 10/30/14 (ID 277923-72-8)	2,787 730	0 033		92 00
11/3	Interest Income	DEPOSIT SWEEP INTEREST FOR 10/01/14 - 10/31/14 @ 03% RATE ON AVG COLLECTED BALANCE OF \$55,866 42 AS OF 11/01/14				1 40
11/3	Div Domestic	JPM CORE BD FD - SEL FUND 3720 @ 0 024 PER SHARE (ID 4812C0-38-1)	3,812 483	0 024		91 50
11/3	Div Domestic	HSBC FDS TOTAL RETURN I 11/03/14 INCOME DIVIDEND @ 0 010 PER SHARE (ID 40428X-15-6)	1,143 695	0 01		11 44
11/4	Div Domestic	DOUBLELINE TOTAL RET BD-I 10/31/14 INCOME DIVIDEND @ 0 039 PER SHARE AS OF 10/31/14 (ID 258620-10-3)	2,198 321	0 039		86 35
11/4	Div Domestic	GOLDMAN SACHS TR STRG INCM INST 10/31/14 INCOME DIVIDEND @ 0 021 PER SHARE AS OF 10/31/14 (ID 38145C-64-6)	2,583 623	0 021		53 80



MAUGER CECIL CHARITABLE TRUST ACCT R58333007
For the Period 1/1/14 to 12/31/14

Settle Date	Type Selection Method	Description	Quantity Cost	Per Unit Amount	PRINCIPAL Amount	INCOME Amount
Income						
11/21	STCapitalGain Dist	ARTISAN INTL VALUE FUND-INV 11/19/14 SHORT TERM CAPITAL GAINS @ 0 403 PER SHARE AS OF 11/19/14 (ID 04314H-88-1)	1,763 942	0 403		710 16
11/21	Div Domestic	ARTISAN INTL VALUE FUND-INV 11/19/14 INCOME DIVIDEND @ 0 547 PER SHARE AS OF 11/19/14 (ID 04314H-88-1)	1,763 942	0 547		965 23
11/28	Div Domestic	EATON VANCE GLOBAL MACRO-I 11/26/14 INCOME DIVIDEND @ 0 032 PER SHARE AS OF 11/26/14 (ID 277923-72-8)	2 787 730	0 032		88 93
12/1	Interest Income	DEPOSIT SWEEP INTEREST FOR 11/01/14 - 11/30/14 @ 03% RATE ON AVG COLLECTED BALANCE OF \$50,734 19 AS OF 12/01/14				1 20
12/1	Div Domestic	JPM CORE BD FD - SEL FUND 3720 @ 0 023 PER SHARE (ID 4812C0-38-1)	3,812 483	0 023		87 69
12/1	Div Domestic	HSBC FDS TOTAL RETURN I 12/01/14 INCOME DIVIDEND @ 0 005 PER SHARE (ID 40428X-15-6)	1,143 695	0 005		5 72
12/2	Div Domestic	DOUBLELINE TOTAL RET BD-I 11/28/14 INCOME DIVIDEND @ 0 038 PER SHARE AS OF 11/28/14 (ID 258620-10-3)	2,198 321	0 038		84 04
12/2	Div Domestic	GOLDMAN SACHS TR STRG INCM INST 11/28/14 INCOME DIVIDEND @ 0 029 PER SHARE AS OF 11/28/14 (ID 38145C-64-6)	2,583 623	0 029		75 38
12/15	STCapitalGain Dist	JPM GLBL RES ENH INDEX FD - SEL FUND 3457 SHORT TERM CAPITAL GAINS @ 0 15555 (ID 46637K-51-3)	3 721 655	0 156		578 90
12/15	STCapitalGain Dist	JPM CHINA REGION FD - SEL FUND 3810 SHORT TERM CAPITAL GAINS @ 0 06987 (ID 4812A3-52-8)	565 217	0 07		39 49
12/15	STCapitalGain Dist	JPM CORE BD FD - SEL FUND 3720 SHORT TERM CAPITAL GAINS @ 0 00113 (ID 4812C0-38-1)	3,812 483	0 001		4 31



MAUGER CECIL CHARITABLE TRUST ACCT R58333007
For the Period 1/1/14 to 12/31/14

Settle Date	Type Selection Method	Description	Quantity Cost	Per Unit Amount	PRINCIPAL Amount	INCOME Amount
Income						
12/15	STCapitalGain Dist	JPM MKT EXP ENH INDEX FD - SEL FUND 3708 SHORT TERM CAPITAL GAINS @ 0 09867 (ID 4812C1-63-7)	1,504 951	0 099		148 49
12/16	STCapitalGain Dist	INV BALANCED-RISK ALLOC-Y 12/12/14 SHORT TERM CAPITAL GAINS @ 0 335 PER SHARE AS OF 12/12/14 (ID 00141V-69-7)	1,103 957	0 335		369 72
12/16	STCapitalGain Dist	HARTFORD CAPITAL APPREC-I 12/12/14 SHORT TERM CAPITAL GAINS @ 3 253 PER SHARE AS OF 12/12/14 (ID 416649-30-9)	1,411 089	3.253		4,590 95
12/16	Div Domestic	INV BALANCED-RISK ALLOC-Y 12/12/14 INCOME DIVIDEND @ 0 280 PER SHARE AS OF 12/12/14 (ID 00141V-69-7)	1,103 957	0 28		309 22
12/17	STCapitalGain Dist	NEUBERGER BER MU/C OPP-INS 12/16/14 SHORT TERM CAPITAL GAINS AS OF 12/16/14 (ID 64122Q-30-9)	4,431 945			0 44
12/17	Div Domestic	NEUBERGER BER MU/C OPP-INS 12/16/14 INCOME DIVIDEND @ 0 147 PER SHARE AS OF 12/16/14 (ID 64122Q-30-9)	4,431 945	0 147		651 50
12/18	STCapitalGain Dist	MFS INTL VALUE-I 12/16/14 SHORT TERM CAPITAL GAINS @ 0 117 PER SHARE AS OF 12/16/14 (ID 55273E-82-2)	1,277 911	0 117		149 71
12/18	STCapitalGain Dist	PRIMECAP ODYSSEY STOCK FUND 12/16/14 SHORT TERM CAPITAL GAINS @ 0 032 PER SHARE AS OF 12/16/14 (ID 74160Q-30-1)	3 145 897	0 032		102 21
12/18	Div Domestic	MFS INTL VALUE-I 12/16/14 INCOME DIVIDEND @ 0 769 PER SHARE AS OF 12/16/14 (ID 55273E-82-2)	1,277 911	0 769		983 01
12/18	Div Domestic	PRIMECAP ODYSSEY STOCK FUND 12/16/14 INCOME DIVIDEND @ 0 310 PER SHARE AS OF 12/16/14 (ID 74160Q-30-1)	3,145 897	0 31		975.23



MAUGER CECIL CHARITABLE TRUST ACCT R58333007
For the Period 1/1/14 to 12/31/14

Settle Date	Type Selection Method	Description	Quantity Cost	Per Unit Amount	PRINCIPAL Amount	INCOME Amount
Income						
12/18	Div Domestic	T ROWE PRICE NEW ASIA 12/17/14 INCOME DIVIDEND @ 0 160 PER SHARE AS OF 12/17/14 (ID 77956H-50-0)	1,660 911	0 154		255 28
12/19	STCapitalGain Dist	GOTHAM ABSOLUTE RETURN FUND 12/18/14 SHORT TERM CAPITAL GAINS @ 0 205 PER SHARE AS OF 12/18/14 (ID 360873-13-7)	2,031 734	0 205		416 16
12/22	Div Domestic	JPM GLBL RES ENH INDEX FD - SEL FUND 3457 @ 0 27258 PER SHARE (ID 46637K-51-3)	6,337 125	0 273		1,727 37
12/22	Div Domestic	JPM TAX AWARE EQ FD - INSTL FUND 1236 @ 0 11318 PER SHARE (ID 4812A1-65-4)	542 183	0 113		61 36
12/22	Div Domestic	JPM CHINA REGION FD - SEL FUND 3810 @ 0 12757 PER SHARE (ID 4812A3-52-8)	565 217	0 128		72 10
12/22	Div Domestic	JPM MKT EXP ENH INDEX FD - SEL FUND 3708 @ 0 04303 PER SHARE (ID 4812C1-63-7)	1,504 951	0 043		64 76
12/22	Div Domestic	GATEWAY FUND-Y 12/19/14 INCOME DIVIDEND @ 0 097 PER SHARE AS OF 12/19/14 (ID 367829-88-4)	930 651	0 097		90 27
12/23	Div Domestic	DODGE & COX INTL STOCK FUND 12/22/14 INCOME DIVIDEND @ 0 970 PER SHARE AS OF 12/22/14 (ID 256206-10-3)	1,567 710	0 97		1,520 68
12/24	Div Domestic	ISHARES MSCI EAFE INDEX FUND @ 0 58518 PER SHARE (ID 464287-46-5)	1,455 000	0 585		851 44
12/24	Div Domestic	ISHARES MSCI ALL COUNTRY ASIA EX JAPAN INDEX FUND @ 0 585814 PER SHARE (ID 464288-18-2)	635 000	0 586		371 99
12/24	Div Domestic	HSBC FDS TOTAL RETURN I 12/24/14 INCOME DIVIDEND @ 0 122 PER SHARE (ID 40428X-15-6)	1,143 695	0 122		139 86
12/26	STCapitalGain Dist	BROWN ADV JAPAN ALPHA OPP-IS 12/23/14 SHORT TERM CAPITAL GAINS @ 0 070 PER SHARE AS OF 12/23/14 (ID 115233-57-9)	1,340 000	0 07		94 38



MAUGER CECIL CHARITABLE TRUST ACCT R58333007
For the Period 1/1/14 to 12/31/14

Settle Date	Type Selection Method	Description	Quantity Cost	Per Unit Amount	PRINCIPAL Amount	INCOME Amount
Income						
12/26	Div Domestic	BROWN ADV JAPAN ALPHA OPP-IS 12/23/14 INCOME DIVIDEND @ 0 509 PER SHARE AS OF 12/23/14 (ID 115233-57-9)	1,340 000	0 509		681 51
12/30	Div Domestic	GOLDMAN SACHS TR STRG INCM INST 12/29/14 INCOME DIVIDEND @ 0 019 PER SHARE AS OF 12/29/14 (ID 38145C-64-6)	2,583 623	0 06		154 50
12/31	Div Domestic	ISHARES RUSSELL MIDCAP INDEX FUND @ 0 814397 PER SHARE (ID 464287-49-9)	167 000	0 814		136 00
12/31	Div Domestic	ISHARES CORE S&P MID-CAP ETF @ 0 667004 PER SHARE (ID 464287-50-7)	100 000	0 667		66 70
12/31	Div Domestic	JPM CORE BD FD - SEL FUND 3720 @ 0 029 PER SHARE (ID 4812C0-38-1)	3,812 483	0 029		110 56
12/31	STCapitalGain Dist	ASTON/FAIRPOINTE MID CAP-I 12/30/14 SHORT TERM CAPITAL GAINS @ 1 244 PER SHARE AS OF 12/30/14 (ID 00078H-15-8)	983 037	1 244		1,222 60
12/31	Div Domestic	ASTON/FAIRPOINTE MID CAP-I 12/30/14 INCOME DIVIDEND @ 0 065 PER SHARE AS OF 12/30/14 (ID 00078H-15-8)	983 037	0 065		63 70
12/31	Div Domestic	CAPITAL PRIVATE CLIENT SVCS CAP NON US EQT 12/31/14 INCOME DIVIDEND @ 0 139 PER SHARE (ID 14042Y-60-1)	2,994 113	0 139		416 54
12/31	Div Domestic	EATON VANCE GLOBAL MACRO-I 12/30/14 INCOME DIVIDEND @ 0 033 PER SHARE AS OF 12/30/14 (ID 277923-72-8)	2,787 730	0 033		92 00
12/31	Div Domestic	PIMCO COMMODITYPL STRAT-P 12/29/14 INCOME DIVIDEND @ 0 225 PER SHARE AS OF 12/29/14 (ID 72201P-16-7)	2,559 153	0 225		575 04
Total Income						\$31,617.69

J.P.Morgan



MAUGER CECIL CHARITABLE TRUST ACCT R58333007
For the Period 1/1/14 to 12/31/14

Settle Date	Type Selection Method	Description	Quantity Cost	PRINCIPAL Amount	INCOME Amount
Contributions					
4/24	Tax Refund	CHECK DEPOSIT FED 990PF YE 2013 REFUND CK 03546427			2,000 00
12/5	Misc Receipt	TRANSFER TO COVER INCOME DISTRIBUTION			40,374 00
Total Contributions					\$42,374 00

Settle Date	Type Selection Method	Description	Quantity Cost	PRINCIPAL Amount	INCOME Amount
Withdrawals					
11/14	Expenses	PAID LICKING COUNTY PROBATE COURT COURT COSTS FOR FILING OF ACCOUNT MAUGER, CECIL L CASE# 40475 COURT COSTS FOR FILING OF ACCOUNT TREASURERS CHECK NO 3331468		(54 00)	
12/5	Misc Debit	INTERNAL TRANSFER OF FUNDS FROM R58333007 TO R58333007 TRANSFER TO COVER INCOME DISTRIBUTION		(40,374 00)	
12/5	Grant Paid	PAID FOOD PANTRY NETWORK OF LICKING COUNTY PRODUCE MARKET TRUCK TREASURERS CHECK NO 3350908			(50 000 00)
12/19	Grant Paid	PAID NEWARK CATHOLIC HIGH SCHOOL FOR FACILITY EXPANSION (PAYMENT 3 OF 3) TREASURERS CHECK NO 3369917			(10,000 00)
Total Withdrawals				(\$40,428 00)	(\$60,000.00)

Fees & Commissions					
1/8	Fees & Commissions	PAID TREASURER STATE OF OHIO ANNUAL FILING FEE FOR 04/30/2013 TREASURERS CHECK NO 3018895			(200 00)



MAUGER CECIL CHARITABLE TRUST ACCT R58333007
For the Period 1/1/14 to 12/31/14

Settle Date	Type Selection Method	Description	Quantity Cost	PRINCIPAL Amount	INCOME Amount
Fees & Commissions					
1/16	Fees & Commissions	JPMORGAN CHASE TRUST FEE FOR THE PERIOD 12-17-2013 TO 01-16-2014 ON TOTAL MV \$1,322,858 97 INC \$1,302 12 PRORATED BASE FEE \$125 00			(1,302 12)
2/18	Fees & Commissions	JPMORGAN CHASE TRUST FEE FOR THE PERIOD 01-17-2014 TO 02-16-2014 ON TOTAL MV \$1,282,760 11 INC \$1,285 36 PRORATED BASE FEE \$125 00			(1,285 36)
3/17	Fees & Commissions	JPMORGAN CHASE TRUST FEE FOR THE PERIOD 02-17-2014 TO 03-16-2014 ON TOTAL MV \$1,337,338 24 INC \$1,318 30 PRORATED BASE FEE \$125 00			(1,318 30)
4/16	Fees & Commissions	JPMORGAN CHASE TRUST FEE FOR THE PERIOD 03-17-2014 TO 04-16-2014 ON TOTAL MV \$1,335,848 30 INC \$1,314 47 PRORATED BASE FEE \$125 00			(1,314 47)
5/16	Fees & Commissions	JPMORGAN CHASE TRUST FEE FOR THE PERIOD 04-17-2014 TO 05-16-2014 ON TOTAL MV \$1,339,485 89 INC \$1,317 89 PRORATED BASE FEE \$125 00			(1,317 89)
6/16	Fees & Commissions	JPMORGAN CHASE TRUST FEE FOR THE PERIOD 05-17-2014 TO 06-16-2014 ON TOTAL MV \$1,365,622 82 INC \$1,357 95 PRORATED BASE FEE \$125 00			(1,357 95)
7/16	Fees & Commissions	JPMORGAN CHASE TRUST FEE FOR THE PERIOD 06-17-2014 TO 07-16-2014 ON TOTAL MV \$1,381,549 99 INC \$1,352 51 PRORATED BASE FEE \$125 00			(1,352 51)



MAUGER CECIL CHARITABLE TRUST ACCT R58333007
For the Period 1/1/14 to 12/31/14

Settle Date	Type Selection Method	Description	Quantity Cost	PRINCIPAL Amount	INCOME Amount
Fees & Commissions					
8/18	Fees & Commissions	JPMORGAN CHASE TRUST FEE FOR THE PERIOD 07-17-2014 TO 08-16-2014 ON TOTAL MV \$1 360,729 78 INC \$1,336 17 PRORATED BASE FEE \$125 00			(1,336 17)
9/4	Fees & Commissions	PAID TREASURER STATE OF OHIO 2013 OH AG FILING PAYMENT FOR ACCOUNT OF 2013 OH AG FILING PAYMENT 31-6313464 TREASURERS CHECK NO 3262200		(200 00)	
9/16	Fees & Commissions	JPMORGAN CHASE TRUST FEE FOR THE PERIOD 08-17-2014 TO 09-16-2014 ON TOTAL MV \$1,387,027 20 INC \$1,371 95 PRORATED BASE FEE \$125 00			(1,371 95)
10/16	Fees & Commissions	JPMORGAN CHASE TRUST FEE FOR THE PERIOD 09-17-2014 TO 10 16-2014 ON TOTAL MV \$1 349,168 29 INC \$1,342 29 PRORATED BASE FEE \$125 00			(1,342.29)
11/17	Fees & Commissions	JPMORGAN CHASE TRUST FEE FOR THE PERIOD 10-17-2014 TO 11-16-2014 ON TOTAL MV \$1,362,120 94 INC \$1,366 07 PRORATED BASE FEE \$125 00			(1,366.07)
12/16	Fees & Commissions	JPMORGAN CHASE TRUST FEE FOR THE PERIOD 11-17-2014 TO 12-16-2014 ON TOTAL MV \$1,383,926 41 INC \$1,381 24 PRORATED BASE FEE \$125 00			(1,381 24)
Total Fees & Commissions				(\$200 00)	(\$16,246.32)
Tax Payments					
9/10	EstFed Excise Tax	TRANSFERRED BY WIRE TO JPMORGAN CHASE BANK 31-6313464 2014 FED 1ST QTR EST			(400.00)

J.P.Morgan

Page 30 of 37



MAUGER CECIL CHARITABLE TRUST ACCT R58333007
For the Period 1/1/14 to 12/31/14

TRADE ACTIVITY

Note L indicates Long Term Realized Gain/Loss

S indicates Short Term Realized Gain/Loss

Trade Date	Type	Description	Quantity	Per Unit Amount	Proceeds	Tax Cost	Realized Gain/Loss
Settle Date	Selection Method						
Settled Sales/Maturities/Redemptions							
1/8	Sale	INV BALANCED-RISK ALLOC-Y (ID 00141V-69-7)	(1,947 257)	11 85	23 075 00	(24,015 53)	(918 62) L
1/9	FIFO						(21 91) S
1/8	Sale	PIMCO UNCONSTRAINED BOND-P (ID 72201M-45-3)	(2,185 330)	11 07	24,191 60	(25,175 00)	(983 40) S
1/9	FIFO						
1/8	Sale	PIMCO COMMODITYPL STRAT-P (ID 72201P-16-7)	(3,175 160)	10 38	32,958 16	(34,918 56)	(1,960 40) L
1/9	FIFO						
1/16	Sale	JPM LARGE CAP GRWTH FD - SEL FUND 3118 JP	(232 558)	31 82	7,400 00	(5,444 19)	1,955 81 L
1/17	FIFO	MORGAN CHASE BANK AS SHAREHOLDER SERVICING AGENT @ 31 82 (ID 4812C0-53-0)					
1/16	Sale	THE ARBITRAGE FUND-I (ID 03875R-20-5)	(1,000 785)	12 84	12,850 08	(12,750 00)	100 08 S
1/17	FIFO						
1/16	Sale	DREYFUS EMG MKT DEBT LOC C-I (ID 261980-49-4)	(928 962)	13 70	12,726 78	(14 473 22)	(1,746 44) S
1/17	FIFO						
2/6	Sale	DELAWARE EMERGING MARKETS-I (ID 245914-81-7)	(1,002 969)	15 22	15,265 19	(16 129 99)	(864 80) L
2/7	FIFO						
2/6	Sale	COLUMBIA ASIA PAX X-JPN-R5 (ID 19763P-57-2)	(545 775)	12 78	6,975 00	(7,864 62)	(889 62) L
2/7	FIFO						
3/6	Sale	COLUMBIA ASIA PAX X-JPN-R5 (ID 19763P-57-2)	(1,287 397)	13 66	17 585 84	(17,885 99)	(300 15) L
3/7	FIFO						
5/27	Sale	JPM GRWTH ADVANTAGE FD - SEL FUND 1567 JP	(1,896 050)	13 99	26,525 74	(10,447 24)	16,078 50 L
5/28	FIFO	MORGAN CHASE BANK AS SHAREHOLDER SERVICING AGENT @ 13 99 (ID 4812A3-71-8)					
5/27	Sale	JPM LARGE CAP GRWTH FD - SEL FUND 3118 JP	(648 603)	32 04	20,781 24	(15,183 80)	5,597 44 L
5/28	FIFO	MORGAN CHASE BANK AS SHAREHOLDER SERVICING AGENT @ 32 04 (ID 4812C0-53-0)					



MAUGER CECIL CHARITABLE TRUST ACCT R58333007
For the Period 1/1/14 to 12/31/14

Trade Date Settle Date	Type Selection Method	Description	Quantity	Per Unit Amount	Proceeds	Tax Cost	Realized Gain/Loss
Settled Sales/Maturities/Redemptions							
6/18 6/19	Sale FIFO	EATON VANCE FLOATING-RATE ADVANTAGE I (ID 277923-63-7)	(1,653 648)	11 15	18,438 18	(18,123 98)	314.20 L
6/25 6/26	Sale FIFO	ASTON/FAIRPOINTE MID CAP-I (ID 00078H-15-8)	(79 027)	49 35	3,900 00	(1 979 63)	1,920 37 L
6/25 6/26	Sale FIFO	HARTFORD CAPITAL APPREC-I (ID 416649-30-9)	(203 707)	49 09	10,000 00	(4,558 96)	5,441 04 L
6/25 6/26	Sale FIFO	DODGE & COX INTL STOCK FUND (ID 256206-10-3)	(152 885)	46 44	7,100 00	(5,487 04)	1,612 96 L
6/30 6/30	LT Capital Gain Distribution	HARTFORD CAPITAL APPREC-I 06/26/14 LONG TERM CAPITAL GAINS @ 0 001 PER SHARE AS OF 06/26/14 (ID 416649-30-9)	1,411 089	0 001	1 41		
10/1 10/1	LT Capital Gain Distribution	JPM GLBL RES ENH INDEX FD - SEL FUND 3457 LONG TERM CAPITAL GAINS @ 0 00008 (ID 46637K-51-3)	3,721 655		0 30		
10/9 10/10	Sale FIFO	JPM STRAT INC OPP FD - SEL FUND 3844 JP MORGAN CHASE BANK AS SHAREHOLDER SERVICING AGENT @ 11 80 (ID 4812A4-35-1)	(2,118 244)	11 80	24 995 28	(24,466 53)	528 75 L
10/8 10/14	Sale FIFO	VANGUARD FTSE EUROPE ETF @ 53 5455 6,318 37 BROKERAGE 1 77 TAX & OR SEC 14 CREDIT SUISSE FIRST BOSTON LLC (ID 922042-87-4)	(118 000)	53 529	6,316 46	(5,698 47)	617 99 L
10/8 10/14	Sale FIFO	VANGUARD FTSE EUROPE ETF @ 53 5289 8 136 39 BROKERAGE 2 28 TAX & OR SEC 18 DEUTSCHE BANC ALEX BROWN INC (ID 922042-87-4)	(152 000)	53 513	8,133 93	(7,525 59)	683 90 L (75 56) S
10/8 10/14	Sale FIFO	VANGUARD FTSE EUROPE ETF @ 53 532 3,479 58 BROKERAGE 1 46 TAX & OR SEC 08 JPMORGAN CLEARING CORP (ID 922042-87-4)	(65 000)	53 508	3,478 04	(3,712 22)	(234 18) S
10/9 10/15	Sale FIFO	VANGUARD FTSE EUROPE ETF @ 53 1624 4,625 13 BROKERAGE 1 31 TAX & OR SEC 10 MERRILL LYNCH PIERCE FENNER & SMIT (ID 922042-87-4)	(87 000)	53 146	4,623 72	(4,968 67)	(344 95) S



MAUGER CECIL CHARITABLE TRUST ACCT R58333007
For the Period 1/1/14 to 12/31/14

Trade Date Settle Date	Type Selection Method	Description	Quantity	Per Unit Amount	Proceeds	Tax Cost	Realized Gain/Loss
Settled Sales/Maturities/Redemptions							
10/9 10/15	Sale FIFO	VANGUARD FTSE EUROPE ETF @ 52 5406 1,733 84 BROKERAGE @ 0 50 TAX &/OR SEC 04 UBS SECURITIES LLC (ID 922042-87-4)	(33 000)	52 524	1,733 30	(1,884 67)	(151 37) S
11/21 11/21	LT Capital Gain Distribution	ARTISAN INTL VALUE FUND-INV 11/19/14 LONG TERM CAPITAL GAINS @ 1 411 PER SHARE AS OF 11/19/14 (ID 04314H-88-1)	1,763 942	1 411	2,488 39		
12/15 12/15	LT Capital Gain Distribution	JPM GLBL RES ENH INDEX FD - SEL FUND 3457 LONG TERM CAPITAL GAINS @ 0 09497 (ID 46637K-51-3)	3,721 655	0 095	353 45		
12/15 12/15	LT Capital Gain Distribution	JPM TAX AWARE EQ FD - INSTL FUND 1236 LONG TERM CAPITAL GAINS @ 0 80683 (ID 4812A1-65-4)	542 183	0 807	437 45		
12/15 12/15	LT Capital Gain Distribution	JPM CHINA REGION FD - SEL FUND 3810 LONG TERM CAPITAL GAINS @ 0 21832 (ID 4812A3-52-8)	565 217	0 218	123 40		
12/15 12/15	LT Capital Gain Distribution	JPM CORE BD FD - SEL FUND 3720 LONG TERM CAPITAL GAINS @ 0 01369 (ID 4812C0-38-1)	3 812 483	0 014	52 19		
12/15 12/15	LT Capital Gain Distribution	JPM MKT EXP ENH INDEX FD - SEL FUND 3708 LONG TERM CAPITAL GAINS @ 1 49343 (ID 4812C1-63-7)	1 504 951	1 493	2,247 54		
12/16 12/16	LT Capital Gain Distribution	INV BALANCED-RISK ALLOC-Y 12/12/14 LONG TERM CAPITAL GAINS @ 0 323 PER SHARE AS OF 12/12/14 (ID 00141V-69-7)	1,103 957	0 323	356 91		
12/16 12/16	LT Capital Gain Distribution	HARTFORD CAPITAL APPREC-I 12/12/14 LONG TERM CAPITAL GAINS @ 9 311 PER SHARE AS OF 12/12/14 (ID 416649-30-9)	1,411 089	9 311	13,138 89		
12/16 12/17	Sale FIFO	OAKMARK INTERNATIONAL FD-I (ID 413838-20-2)	(2,324 424)	24 56	57,087 85	(59,400 00)	(2,312 15) L
12/16 12/17	Sale FIFO	INV BALANCE RISK COMM STR-Y BLRSK CMD FD Y (ID 00888Y-50-8)	(4,863 170)	7 58	36,862 83	(42,650 00)	(5,787 17) S



MAUGER CECIL CHARITABLE TRUST ACCT R58333007
For the Period 1/1/14 to 12/31/14

Trade Date Settle Date	Type Selection Method	Description	Quantity	Per Unit Amount	Proceeds	Tax Cost	Realized Gain/Loss
Settled Sales/Maturities/Redemptions							
12/17 12/17	LT Capital Gain Distribution	NEUBERGER BER MU/C OPP-INS 12/16/14 LONG TERM CAPITAL GAINS @ 0.515 PER SHARE AS OF 12/16/14 (ID 64122Q-30-9)	4,431.945	0.515	2,280.24		
12/18 12/18	LT Capital Gain Distribution	MFS INTL VALUE-I 12/16/14 LONG TERM CAPITAL GAINS @ 0.277 PER SHARE AS OF 12/16/14 (ID 55273E-82-2)	1,277.911	0.277	353.37		
12/18 12/18	LT Capital Gain Distribution	PRIMECAP ODYSSEY STOCK FUND 12/16/14 LONG TERM CAPITAL GAINS @ 0.322 PER SHARE AS OF 12/16/14 (ID 74160Q-30-1)	3,145.897	0.322	1,011.75		
12/18 12/18	LT Capital Gain Distribution	T ROWE PRICE NEW ASIA 12/17/14 LONG TERM CAPITAL GAINS @ 0.650 PER SHARE AS OF 12/17/14 (ID 77956H-50-0)	1,660.911	0.624	1,037.06		
12/19 12/19	LT Capital Gain Distribution	GOTHAM ABSOLUTE RETURN FUND 12/18/14 LONG TERM CAPITAL GAINS @ 0.038 PER SHARE AS OF 12/18/14 (ID 360873-13-7)	2,031.734	0.038	77.81		
12/23 12/23	Litigation Proc	FNMA (D/B/A FANNIE MAE) REPRESENTS PRO RATA SHARE OF THE NET SETTLEMENT FROM THE FNMA (D/B/A FANNIE MAE) CLASS ACTION DUE R58333007 MAUGER CECIL CHARITABLE TRUST FUTURE DISBURSEMENTS MAY OCCUR, PENDING NOTICE FROM PAYING AGENT (ID 313586-10-9)			65.96		65.96 L
12/31 12/31	LT Capital Gain Distribution	ASTON/FAIRPOINTE MID CAP-I 12/30/14 LONG TERM CAPITAL GAINS @ 6.333 PER SHARE AS OF 12/30/14 (ID 00078H-15-8)	983.037	6.333	6,225.58		
Total Settled Sales/Maturities/Redemptions					\$413,255.92	(\$364,743.90)	\$27,571.18 L (\$9,244.90) S



MAUGER CECIL CHARITABLE TRUST ACCT R58333007
For the Period 1/1/14 to 12/31/14

Trade Date Settle Date	Type	Description	Quantity	Per Unit Amount	Market Cost
Settled Securities Purchased					
1/8 1/9	Purchase	INV BALANCE RISK COMM STR-Y BLRSK CMD FD Y (ID 00888Y-50-8)	4,863 170	8 77	(42,650 00)
1/8 1/9	Purchase	GOLDMAN SACHS TR STRG INCM INST (ID 38145C-64-6)	1,952 760	10 69	(20,875 00)
1/9 1/10	Purchase	FUNDVANTAGE TR ABS RTR INSTL (ID 360873-13-7)	2,031 734	12 92	(26,250 00)
1/16 1/17	Purchase	JPM CORE BD FD - SEL FUND 3720 JP MORGAN CHASE BANK AS SHAREHOLDER SERVICING AGENT @ 11 55 (ID 4812C0-38-1)	389 610	11 55	(4,500 00)
1/16 1/17	Purchase	CAPITAL PRIVATE CLIENT SVCS CAP NON US EOT (ID 14042Y-60-1)	2 994 113	11 89	(35,600 00)
2/6 2/7	Purchase	JPM GLBL RES ENH INDEX FD - SEL FUND 3457 JP MORGAN CHASE BANK AS SHAREHOLDER SERVICING AGENT @ 17 17 (ID 46637K-51-3)	1,320 617	17 17	(22,675 00)
3/6 3/7	Purchase	BROWN ADV JAPAN ALPHA OPP-IS (ID 115233-57-9)	1,340 000	10 00	(13,400 00)
5/27 5/30	Purchase	SPDR S&P 500 ETF TRUST @ 191 5281 47,882 03 BROKERAGE 3 75 DEUTSCHE BANC ALEX BROWN INC (ID 78462F-10-3)	250 000	191 543	(47 885 78)
6/18 6/19	Purchase	HSBC FDS TOTAL RETURN I (ID 40428X-15-6)	1,143 695	10 23	(11,700 00)
6/18 6/19	Purchase	GOLDMAN SACHS TR STRG INCM INST (ID 38145C-64-6)	630 863	10 66	(6,725 00)
8/20 8/21	Purchase	GATEWAY FUND-Y (ID 367829-88-4)	162 677	29 66	(4,825 00)
8/20 8/25	Purchase	ISHARES MSCI EAFE INDEX FUND @ 66 5741 13,647 69 BROKERAGE 3 08 SANFORD C BERNSTEIN & CO INC (SCB (ID 464287-46-5)	205 000	66 589	(13,650 77)

J.P.Morgan

Page 35 of 37



MAUGER CECIL CHARITABLE TRUST ACCT R58333007
For the Period 1/1/14 to 12/31/14

Trade Date Settle Date	Type	Description	Quantity	Per Unit Amount	Market Cost
Settled Securities Purchased					
10/9 10/15	Purchase	ISHARES MSCI ALL COUNTRY ASIA EX JAPAN INDEX FUND @ 60 77 12,761 70 BROKERAGE 3 15 INVESTMENT TECHNOLOGY GROUP (ITG) (ID 464288-18-2)	210 000	60 785	(12,764 85)
10/9 10/15	Purchase	ISHARES MSCI EAFE INDEX FUND @ 61 3936 7,060 26 BROKERAGE 1 73 ABEL NOSER CORP (ID 464287-46-5)	115 000	61 409	(7 061 99)
10/9 10/15	Purchase	SPDR S&P 500 ETF TRUST @ 193 582 22,261 93 BROKERAGE 1 73 DEUTSCHE BANC ALEX BROWN INC (ID 78462F-10-3)	115 000	193 597	(22,263 66)
10/9 10/15	Purchase	SPDR S&P 500 ETF TRUST @ 193 1123 11,586 74 BROKERAGE 0 90 BARCLAYS CAPITAL LE (ID 78462F-10-3)	60 000	193 127	(11,587 64)
12/16 12/17	Purchase	JPM GLBL RES ENH INDEX FD - SEL FUND 3457 JP MORGAN CHASE BANK AS SHAREHOLDER SERVICING AGENT @ 17 97 (ID 46637K-51-3)	2,615 470	17 97	(47 000 00)
12/16 12/17	Purchase	PIMCO COMMODITYPL STRAT-P (ID 72201P-16-7)	2,559 153	8 03	(20,550 00)
12/18 12/18	Purchase	T ROWE PRICE NEW ASIA LONG TERM CAP GAINS @ 0 650 REINVESTED JP MORGAN CHASE BANK AS SHAREHOLDER SERVICING AGENT AS OF 12/17/14 (ID 77956H-50-0)	65 430	15 85	(1,037 06)
Total Settled Securities Purchased					(\$373,001.75)

J.P.Morgan



MAUGER CECIL CHARITABLE TRUST ACCT R58333007
For the Period 1/1/14 to 12/31/14

COST ADJUSTMENTS

Settle Date	Type	Description	Quantity	Cost Basis Adjustments
Cost Adjustments				
2/5	Cost Basis Adj	EATON VANCE GLOBAL MACRO-I RETURN OF CAPITAL ADJUSTMENT FOR 2013 DIVIDENDS (ID 277923-72-8)	2 787 730	(641 25)