



See a Social Security Number? Say Something!
Report Privacy Problems to <https://public.resource.org/privacy>
Or call the IRS Identity Theft Hotline at 1-800-908-4490



Form **990-PF**Department of the Treasury
Internal Revenue Service**Return of Private Foundation**

or Section 4947(a)(1) Trust Treated as Private Foundation

▶ Do not enter social security numbers on this form as it may be made public.

▶ Information about Form 990-PF and its separate instructions is at www.irs.gov/form990pf

OMB No. 1545-0052

2014

Open to Public Inspection

For calendar year 2014 or tax year beginning

05/01, 2014, and ending

04/30, 2015

Name of foundation **TR U/W A AND AL SINSHEIMER FOUNDATION**

P60134007

Number and street (or P.O. box number if mail is not delivered to street address)

Room/suite

A Employer identification number

13-6047421

B Telephone number (see instructions)

866-888-5157

10 S DEARBORN IL1-0117

City or town, state or province, country, and ZIP or foreign postal code

CHICAGO, IL 60603

G Check all that apply:

Initial return

Final return

Address change

Initial return of a former public charity

Amended return

Name change

H Check type of organization:

☒ Section 501(c)(3) exempt private foundation☐ Section 4947(a)(1) nonexempt charitable trust ☐ Other taxable private foundation

I Fair market value of all assets at

J Accounting method: ☒ Cash ☐ Accrual

end of year (from Part II, col. (c), line

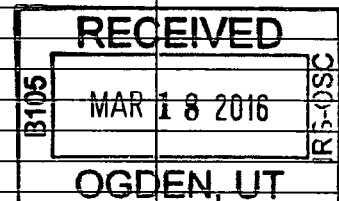
☐ Other (specify) _____

16) ▶ \$ 10,947,760.

(Part I, column (d) must be on cash basis.)

C If exemption application is pending, check here ☐D 1 Foreign organizations, check here ☐2. Foreign organizations meeting the 85% test, check here and attach computation ☐E If private foundation status was terminated under section 507(b)(1)(A), check here ☐F If the foundation is in a 60-month termination under section 507(b)(1)(B), check here ☐**Part I Analysis of Revenue and Expenses** (The total of amounts in columns (b), (c), and (d) may not necessarily equal the amounts in column (a) (see instructions).)

	(a) Revenue and expenses per books	(b) Net investment income	(c) Adjusted net income	(d) Disbursements for charitable purposes (cash basis only)
1 Contributions, gifts, grants, etc., received (attach schedule)				
2 Check <input checked="" type="checkbox"/> if the foundation is not required to attach Sch. B				
3 Interest on savings and temporary cash investments				
4 Dividends and interest from securities	177,771.	177,505.		
5a Gross rents				
b Net rental income or (loss)				
6a Net gain or (loss) from sale of assets not on line 10	295,866.			
b Gross sales price for all assets on line 6a	3,519,848.			
7 Capital gain net income (from Part IV, line 2)		295,866.		
8 Net short-term capital gain				
9 Income modifications				
10a Gross sales less returns and allowances				
b Less Cost of goods sold				
c Gross profit or (loss) (attach schedule)				
11 Other income (attach schedule)	9.	9,980.		STMT 1
12 Total. Add lines 1 through 11	473,646.	483,351.		
13 Compensation of officers, directors, trustees, etc.	107,089.	80,317.		26,772.
14 Other employee salaries and wages		NONE	NONE	
15 Pension plans, employee benefits		NONE	NONE	
16a Legal fees (attach schedule)				
b Accounting fees (attach schedule)				
c Other professional fees (attach schedule)				
17 Interest				
18 Taxes (attach schedule) (see instructions)	12,368.	5,268.		
19 Depreciation (attach schedule) and depletion				
20 Occupancy				
21 Travel, conferences, and meetings		NONE	NONE	
22 Printing and publications		NONE	NONE	
23 Other expenses (attach schedule)	750.			750.
24 Total operating and administrative expenses. Add lines 13 through 23.	120,207.	85,585.	NONE	27,522.
25 Contributions, gifts, grants paid	453,000.			453,000.
26 Total expenses and disbursements. Add lines 24 and 25.	573,207.	85,585.	NONE	480,522.
27 Subtract line 26 from line 12				
a Excess of revenue over expenses and disbursements	-99,561.			
b Net investment income (if negative, enter -0-)		397,766.		
c Adjusted net income (if negative, enter -0-)				



18

Part II Balance Sheets		Attached schedules and amounts in the description column should be for end-of-year amounts only. (See instructions.)		Beginning of year	End of year	
				(a) Book Value	(b) Book Value	(c) Fair Market Value
Assets	1	Cash - non-interest-bearing		5,781.	67,733.	67,733.
	2	Savings and temporary cash investments		419,214.	672,946.	672,946.
	3	Accounts receivable ▶ Less: allowance for doubtful accounts ▶				
	4	Pledges receivable ▶ Less: allowance for doubtful accounts ▶				
	5	Grants receivable				
	6	Receivables due from officers, directors, trustees, and other disqualified persons (attach schedule) (see instructions)				
	7	Other notes and loans receivable (attach schedule) ▶ Less: allowance for doubtful accounts ▶	NONE			
	8	Inventories for sale or use				
	9	Prepaid expenses and deferred charges				
	10a	Investments - U.S. and state government obligations (attach schedule)				
	b	Investments - corporate stock (attach schedule)		5,577,366.	5,848,224.	7,544,505.
	c	Investments - corporate bonds (attach schedule)		746,359.	534,569.	539,624.
	11	Investments - land, buildings, and equipment: basis Less: accumulated depreciation (attach schedule) ▶				
	12	Investments - mortgage loans				
	13	Investments - other (attach schedule)		2,130,904.	1,656,102.	2,122,952.
	14	Land, buildings, and equipment: basis Less: accumulated depreciation (attach schedule) ▶				
15	Other assets (describe ▶)					
16	Total assets (to be completed by all filers - see the instructions. Also, see page 1, item I)		8,879,624.	8,779,574.	10,947,760.	
Liabilities	17	Accounts payable and accrued expenses				
	18	Grants payable				
	19	Deferred revenue				
	20	Loans from officers, directors, trustees, and other disqualified persons				
	21	Mortgages and other notes payable (attach schedule)				
	22	Other liabilities (describe ▶)				
23	Total liabilities (add lines 17 through 22)			NONE		
Net Assets or Fund Balances	Foundations that follow SFAS 117, check here ▶ <input type="checkbox"/> and complete lines 24 through 26 and lines 30 and 31.					
	24	Unrestricted				
	25	Temporarily restricted				
	26	Permanently restricted				
	Foundations that do not follow SFAS 117, . . . ▶ <input checked="" type="checkbox"/> check here and complete lines 27 through 31.					
	27	Capital stock, trust principal, or current funds		8,879,624.	8,779,574.	
	28	Paid-in or capital surplus, or land, bldg, and equipment fund				
	29	Retained earnings, accumulated income, endowment, or other funds				
	30	Total net assets or fund balances (see instructions)		8,879,624.	8,779,574.	
	31	Total liabilities and net assets/fund balances (see instructions)		8,879,624.	8,779,574.	

Part III Analysis of Changes in Net Assets or Fund Balances

1	Total net assets or fund balances at beginning of year - Part II, column (a), line 30 (must agree with end-of-year figure reported on prior year's return)	1	8,879,624.
2	Enter amount from Part I, line 27a	2	-99,561.
3	Other increases not included in line 2 (itemize) ▶	3	
4	Add lines 1, 2, and 3	4	8,780,063.
5	Decreases not included in line 2 (itemize) ▶ COST BASIS ADJUSTMENT	5	489.
6	Total net assets or fund balances at end of year (line 4 minus line 5) - Part II, column (b), line 30	6	8,779,574.

Part IV Capital Gains and Losses for Tax on Investment Income

(a) List and describe the kind(s) of property sold (e.g., real estate, 2-story brick warehouse; or common stock, 200 shs. MLC Co.)			(b) How acquired P - Purchase D - Donation	(c) Date acquired (mo., day, yr.)	(d) Date sold (mo., day, yr.)
1a PUBLICLY TRADED SECURITIES					
b					
c					
d					
e					
(e) Gross sales price	(f) Depreciation allowed (or allowable)	(g) Cost or other basis plus expense of sale	(h) Gain or (loss) (e) plus (f) minus (g)		
a 3,519,848.		3,223,982.	295,866.		
b					
c					
d					
e					
Complete only for assets showing gain in column (h) and owned by the foundation on 12/31/69					
(i) F.M.V. as of 12/31/69	(j) Adjusted basis as of 12/31/69	(k) Excess of col. (i) over col. (j), if any	(l) Gains (Col. (h) gain minus col. (k), but not less than -0-) or Losses (from col. (h))		
a			295,866.		
b					
c					
d					
e					
2 Capital gain net income or (net capital loss)			2	295,866.	
{ If gain, also enter in Part I, line 7 If (loss), enter -0- in Part I, line 7					
3 Net short-term capital gain or (loss) as defined in sections 1222(5) and (6).			3		
If gain, also enter in Part I, line 8, column (c) (see instructions). If (loss), enter -0- in Part I, line 8					

Part V Qualification Under Section 4940(e) for Reduced Tax on Net Investment Income

(For optional use by domestic private foundations subject to the section 4940(a) tax on net investment income.)

If section 4940(d)(2) applies, leave this part blank.

Was the foundation liable for the section 4942 tax on the distributable amount of any year in the base period?

☐ Yes ☒ No

If "Yes," the foundation does not qualify under section 4940(e). Do not complete this part.

1 Enter the appropriate amount in each column for each year; see the instructions before making any entries.

(a) Base period years Calendar year (or tax year beginning in)	(b) Adjusted qualifying distributions	(c) Net value of noncharitable-use assets	(d) Distribution ratio (col. (b) divided by col. (c))
2013	525,959.	10,266,942.	0.051228
2012	453,890.	9,444,365.	0.048059
2011	484,937.	9,277,973.	0.052268
2010	550,404.	9,404,514.	0.058526
2009	482,162.	8,869,641.	0.054361
2 Total of line 1, column (d)			0.264442
3 Average distribution ratio for the 5-year base period - divide the total on line 2 by 5, or by the number of years the foundation has been in existence if less than 5 years			0.052888
4 Enter the net value of noncharitable-use assets for 2014 from Part X, line 5			10,573,051.
5 Multiply line 4 by line 3			559,188.
6 Enter 1% of net investment income (1% of Part I, line 27b)			3,978.
7 Add lines 5 and 6			563,166.
8 Enter qualifying distributions from Part XII, line 4			480,522.

If line 8 is equal to or greater than line 7, check the box in Part VI, line 1b, and complete that part using a 1% tax rate. See the Part VI instructions.

Part VI Excise Tax Based on Investment Income (Section 4940(a), 4940(b), 4940(e), or 4948 - see instructions)

1a Exempt operating foundations described in section 4940(d)(2), check here <input type="checkbox"/> and enter "N/A" on line 1. Date of ruling or determination letter _____ (attach copy of letter if necessary - see instructions)		1	7,955.
b Domestic foundations that meet the section 4940(e) requirements in Part V, check here <input type="checkbox"/> and enter 1% of Part I, line 27b.			
c All other domestic foundations enter 2% of line 27b. Exempt foreign organizations enter 4% of Part I, line 12, col. (b).			
2 Tax under section 511 (domestic section 4947(a)(1) trusts and taxable foundations only. Others enter -0-)		2	
3 Add lines 1 and 2.		3	7,955.
4 Subtitle A (income) tax (domestic section 4947(a)(1) trusts and taxable foundations only. Others enter -0-)		4	NONE
5 Tax based on investment income. Subtract line 4 from line 3. If zero or less, enter -0-		5	7,955.
6 Credits/Payments:			
a 2014 estimated tax payments and 2013 overpayment credited to 2014.	6a 9,719.		
b Exempt foreign organizations - tax withheld at source.	6b NONE		
c Tax paid with application for extension of time to file (Form 8868).	6c NONE		
d Backup withholding erroneously withheld.	6d		
7 Total credits and payments. Add lines 6a through 6d.		7	9,719.
8 Enter any penalty for underpayment of estimated tax. Check here <input type="checkbox"/> if Form 2220 is attached.		8	
9 Tax due. If the total of lines 5 and 8 is more than line 7, enter amount owed.		9	
10 Overpayment. If line 7 is more than the total of lines 5 and 8, enter the amount overpaid.		10	1,764.
11 Enter the amount of line 10 to be Credited to 2015 estimated tax. 1,764. Refunded.		11	

Part VII-A Statements Regarding Activities

	Yes	No
1a During the tax year, did the foundation attempt to influence any national, state, or local legislation or did it participate or intervene in any political campaign?	1a	X
b Did it spend more than \$100 during the year (either directly or indirectly) for political purposes (see Instructions for the definition)? If the answer is "Yes" to 1a or 1b, attach a detailed description of the activities and copies of any materials published or distributed by the foundation in connection with the activities.	1b	X
c Did the foundation file Form 1120-POL for this year?	1c	X
d Enter the amount (if any) of tax on political expenditures (section 4955) imposed during the year (1) On the foundation. \$ (2) On foundation managers \$		
e Enter the reimbursement (if any) paid by the foundation during the year for political expenditure tax imposed on foundation managers. \$		
2 Has the foundation engaged in any activities that have not previously been reported to the IRS? If "Yes," attach a detailed description of the activities	2	X
3 Has the foundation made any changes, not previously reported to the IRS, in its governing instrument, articles of incorporation, or bylaws, or other similar instruments? If "Yes," attach a conformed copy of the changes.	3	X
4a Did the foundation have unrelated business gross income of \$1,000 or more during the year?	4a	X
b If "Yes," has it filed a tax return on Form 990-T for this year?	4b	
5 Was there a liquidation, termination, dissolution, or substantial contraction during the year? If "Yes," attach the statement required by General Instruction T.	5	X
6 Are the requirements of section 508(e) (relating to sections 4941 through 4945) satisfied either • By language in the governing instrument, or • By state legislation that effectively amends the governing instrument so that no mandatory directions that conflict with the state law remain in the governing instrument?	6	X
7 Did the foundation have at least \$5,000 in assets at any time during the year? If "Yes," complete Part II, col. (c), and Part XV	7	X
8a Enter the states to which the foundation reports or with which it is registered (see instructions) NY		
b If the answer is "Yes" to line 7, has the foundation furnished a copy of Form 990-PF to the Attorney General (or designate) of each state as required by General Instruction G? If "No," attach explanation.	8b	X
9 Is the foundation claiming status as a private operating foundation within the meaning of section 4942(j)(3) or 4942(j)(5) for calendar year 2014 or the taxable year beginning in 2014 (see instructions for Part XIV)? If "Yes," complete Part XIV.	9	X
10 Did any persons become substantial contributors during the tax year? If "Yes," attach a schedule listing their names and addresses.	10	X

Part VII-A Statements Regarding Activities (continued)

11	At any time during the year, did the foundation, directly or indirectly, own a controlled entity within the meaning of section 512(b)(13)? If "Yes," attach schedule (see instructions)	11		X
12	Did the foundation make a distribution to a donor advised fund over which the foundation or a disqualified person had advisory privileges? If "Yes," attach statement (see instructions)	12		X
13	Did the foundation comply with the public inspection requirements for its annual returns and exemption application? Website address ► <u>na</u>	13	X	
14	The books are in care of ► <u>JPMorgan Chase Bank, NA</u> Telephone no. ► <u>(866) 888-5157</u> Located at ► <u>10 S DEARBORN ST. FL 21, CHICAGO, IL</u> ZIP+4 ► <u>60603</u>			
15	Section 4947(a)(1) nonexempt charitable trusts filing Form 990-PF in lieu of Form 1041 - Check here and enter the amount of tax-exempt interest received or accrued during the year	15		
16	At any time during calendar year 2014, did the foundation have an interest in or a signature or other authority over a bank, securities, or other financial account in a foreign country? See the instructions for exceptions and filing requirements for FinCEN Form 114, (formerly TD F 90-22.1) If "Yes," enter the name of the foreign country ►	16	Yes	No
				X

Part VII-B Statements Regarding Activities for Which Form 4720 May Be Required

File Form 4720 if any item is checked in the "Yes" column, unless an exception applies.

	Yes	No
1a During the year did the foundation (either directly or indirectly):		
(1) Engage in the sale or exchange, or leasing of property with a disqualified person?	<input type="checkbox"/> Yes <input checked="" type="checkbox"/> No	
(2) Borrow money from, lend money to, or otherwise extend credit to (or accept it from) a disqualified person?	<input type="checkbox"/> Yes <input checked="" type="checkbox"/> No	
(3) Furnish goods, services, or facilities to (or accept them from) a disqualified person?	<input type="checkbox"/> Yes <input checked="" type="checkbox"/> No	
(4) Pay compensation to, or pay or reimburse the expenses of, a disqualified person?	<input checked="" type="checkbox"/> Yes <input type="checkbox"/> No	
(5) Transfer any income or assets to a disqualified person (or make any of either available for the benefit or use of a disqualified person)?	<input type="checkbox"/> Yes <input checked="" type="checkbox"/> No	
(6) Agree to pay money or property to a government official? (Exception. Check "No" if the foundation agreed to make a grant to or to employ the official for a period after termination of government service, if terminating within 90 days.)	<input type="checkbox"/> Yes <input checked="" type="checkbox"/> No	
b If any answer is "Yes" to 1a(1)-(6), did any of the acts fail to qualify under the exceptions described in Regulations section 53.4941(d)-3 or in a current notice regarding disaster assistance (see instructions)?	1b	X
Organizations relying on a current notice regarding disaster assistance check here		
c Did the foundation engage in a prior year in any of the acts described in 1a, other than excepted acts, that were not corrected before the first day of the tax year beginning in 2014?	1c	X
2 Taxes on failure to distribute income (section 4942) (does not apply for years the foundation was a private operating foundation defined in section 4942(j)(3) or 4942(j)(5)):		
a At the end of tax year 2014, did the foundation have any undistributed income (lines 6d and 6e, Part XIII) for tax year(s) beginning before 2014?	<input type="checkbox"/> Yes <input checked="" type="checkbox"/> No	
If "Yes," list the years ►		
b Are there any years listed in 2a for which the foundation is not applying the provisions of section 4942(a)(2) (relating to incorrect valuation of assets) to the year's undistributed income? (If applying section 4942(a)(2) to all years listed, answer "No" and attach statement - see instructions.)	2b	X
c If the provisions of section 4942(a)(2) are being applied to any of the years listed in 2a, list the years here ►		
3a Did the foundation hold more than a 2% direct or indirect interest in any business enterprise at any time during the year?	<input type="checkbox"/> Yes <input checked="" type="checkbox"/> No	
b If "Yes," did it have excess business holdings in 2014 as a result of (1) any purchase by the foundation or disqualified persons after May 26, 1969, (2) the lapse of the 5-year period (or longer period approved by the Commissioner under section 4943(c)(7)) to dispose of holdings acquired by gift or bequest; or (3) the lapse of the 10-, 15-, or 20-year first phase holding period? (Use Schedule C, Form 4720, to determine if the foundation had excess business holdings in 2014)	3b	
4a Did the foundation invest during the year any amount in a manner that would jeopardize its charitable purposes?	4a	X
b Did the foundation make any investment in a prior year (but after December 31, 1969) that could jeopardize its charitable purpose that had not been removed from jeopardy before the first day of the tax year beginning in 2014?	4b	X

Form 990-PF (2014)

Part VII-B Statements Regarding Activities for Which Form 4720 May Be Required (continued)**5a** During the year did the foundation pay or incur any amount to:

- (1) Carry on propaganda, or otherwise attempt to influence legislation (section 4945(e))? ☐ Yes ☒ No
- (2) Influence the outcome of any specific public election (see section 4955); or to carry on, directly or indirectly, any voter registration drive? ☐ Yes ☒ No
- (3) Provide a grant to an individual for travel, study, or other similar purposes? ☐ Yes ☒ No
- (4) Provide a grant to an organization other than a charitable, etc., organization described in section 4945(d)(4)(A)? (see instructions). ☐ Yes ☒ No
- (5) Provide for any purpose other than religious, charitable, scientific, literary, or educational purposes, or for the prevention of cruelty to children or animals? ☐ Yes ☒ No

b If any answer is "Yes" to 5a(1)-(5), did **any** of the transactions fail to qualify under the exceptions described in Regulations section 53.4945 or in a current notice regarding disaster assistance (see instructions)? ☐Organizations relying on a current notice regarding disaster assistance check here ☐**c** If the answer is "Yes" to question 5a(4), does the foundation claim exemption from the tax because it maintained expenditure responsibility for the grant? ☐ Yes ☐ No

If "Yes," attach the statement required by Regulations section 53.4945-5(d).

6a Did the foundation, during the year, receive any funds, directly or indirectly, to pay premiums on a personal benefit contract? ☐ Yes ☒ No**b** Did the foundation, during the year, pay premiums, directly or indirectly, on a personal benefit contract? ☐ Yes ☒ No

If "Yes" to 6b, file Form 8870

7a At any time during the tax year, was the foundation a party to a prohibited tax shelter transaction? ☐ Yes ☒ No**b** If "Yes," did the foundation receive any proceeds or have any net income attributable to the transaction? ☐ Yes ☒ No**5b****6b****7b****Part VIII Information About Officers, Directors, Trustees, Foundation Managers, Highly Paid Employees, and Contractors****1** List all officers, directors, trustees, foundation managers and their compensation (see instructions).

(a) Name and address	(b) Title, and average hours per week devoted to position	(c) Compensation (If not paid, enter -0-)	(d) Contributions to employee benefit plans and deferred compensation	(e) Expense account, other allowances
JPMorgan Chase Bank, NA 10 S Dearborn St. Fl 21, Chicago, IL 60603	trustee 10	107,089.	-0-	-0-

2 Compensation of five highest-paid employees (other than those included on line 1 - see instructions). If none, enter "NONE."

(a) Name and address of each employee paid more than \$50,000	(b) Title, and average hours per week devoted to position	(c) Compensation	(d) Contributions to employee benefit plans and deferred compensation	(e) Expense account, other allowances
NONE		NONE	NONE	NONE

Total number of other employees paid over \$50,000 ☐**NONE**

Form 990-PF (2014)

Part VIII Information About Officers, Directors, Trustees, Foundation Managers, Highly Paid Employees, and Contractors (continued)**3 Five highest-paid independent contractors for professional services** (see instructions). If none, enter "NONE."

(a) Name and address of each person paid more than \$50,000	(b) Type of service	(c) Compensation
NONE		NONE
Total number of others receiving over \$50,000 for professional services ►		NONE

Part IX-A Summary of Direct Charitable Activities

List the foundation's four largest direct charitable activities during the tax year. Include relevant statistical information such as the number of organizations and other beneficiaries served, conferences convened, research papers produced, etc	Expenses
1 NONE	
2	
3	
4	

Part IX-B Summary of Program-Related Investments (see instructions)

Describe the two largest program-related investments made by the foundation during the tax year on lines 1 and 2	Amount
1 NONE	
2	
All other program-related investments. See instructions.	
3 NONE	
Total. Add lines 1 through 3 ►	

Form 990-PF (2014)

Part X Minimum Investment Return (All domestic foundations must complete this part. Foreign foundations, see instructions.)

1	Fair market value of assets not used (or held for use) directly in carrying out charitable, etc., purposes:		
a	Average monthly fair market value of securities	1a	10,225,463.
b	Average of monthly cash balances	1b	508,599.
c	Fair market value of all other assets (see instructions).	1c	NONE
d	Total (add lines 1a, b, and c)	1d	10,734,062.
e	Reduction claimed for blockage or other factors reported on lines 1a and 1c (attach detailed explanation)	1e	
2	Acquisition indebtedness applicable to line 1 assets	2	NONE
3	Subtract line 2 from line 1d	3	10,734,062.
4	Cash deemed held for charitable activities. Enter 1 1/2% of line 3 (for greater amount, see instructions)	4	161,011.
5	Net value of noncharitable-use assets. Subtract line 4 from line 3. Enter here and on Part V, line 4	5	10,573,051.
6	Minimum investment return. Enter 5% of line 5	6	528,653.

Part XI Distributable Amount (see instructions) (Section 4942(j)(3) and (j)(5) private operating foundations and certain foreign organizations check here ☐ and do not complete this part.)

1	Minimum investment return from Part X, line 6	1	528,653.
2a	Tax on investment income for 2014 from Part VI, line 5	2a	7,955.
b	Income tax for 2014. (This does not include the tax from Part VI.)	2b	
c	Add lines 2a and 2b	2c	7,955.
3	Distributable amount before adjustments. Subtract line 2c from line 1	3	520,698.
4	Recoveries of amounts treated as qualifying distributions	4	NONE
5	Add lines 3 and 4	5	520,698.
6	Deduction from distributable amount (see instructions).	6	NONE
7	Distributable amount as adjusted. Subtract line 6 from line 5. Enter here and on Part XIII, line 1	7	520,698.

Part XII Qualifying Distributions (see instructions)

1	Amounts paid (including administrative expenses) to accomplish charitable, etc., purposes:		
a	Expenses, contributions, gifts, etc. - total from Part I, column (d), line 26	1a	480,522.
b	Program-related investments - total from Part IX-B	1b	
2	Amounts paid to acquire assets used (or held for use) directly in carrying out charitable, etc., purposes	2	NONE
3	Amounts set aside for specific charitable projects that satisfy the:		
a	Suitability test (prior IRS approval required)	3a	NONE
b	Cash distribution test (attach the required schedule)	3b	NONE
4	Qualifying distributions. Add lines 1a through 3b. Enter here and on Part V, line 8, and Part XIII, line 4	4	480,522.
5	Foundations that qualify under section 4940(e) for the reduced rate of tax on net investment income. Enter 1% of Part I, line 27b (see instructions)	5	N/A
6	Adjusted qualifying distributions. Subtract line 5 from line 4	6	480,522.

Note. The amount on line 6 will be used in Part V, column (b), in subsequent years when calculating whether the foundation qualifies for the section 4940(e) reduction of tax in those years.

Part XIII Undistributed Income (see instructions)

	(a) Corpus	(b) Years prior to 2013	(c) 2013	(d) 2014
1 Distributable amount for 2014 from Part XI, line 7				520,698.
2 Undistributed income, if any, as of the end of 2014				
a Enter amount for 2013 only			NONE	
b Total for prior years 20 <u>12</u> , 20 <u> </u> , 20 <u> </u>		NONE		
3 Excess distributions carryover, if any, to 2014				
a From 2009	53,548.			
b From 2010	NONE			
c From 2011	32,053.			
d From 2012	NONE			
e From 2013	22,434.			
f Total of lines 3a through e	108,035.			
4 Qualifying distributions for 2014 from Part XII, line 4 ► \$ <u>480,522.</u>				
a Applied to 2013, but not more than line 2a			NONE	
b Applied to undistributed income of prior years (Election required - see instructions)		NONE		
c Treated as distributions out of corpus (Election required - see instructions)	NONE			
d Applied to 2014 distributable amount				480,522.
e Remaining amount distributed out of corpus	NONE			
5 Excess distributions carryover applied to 2014 (If an amount appears in column (d), the same amount must be shown in column (a).)	40,176.			40,176.
6 Enter the net total of each column as indicated below:				
a Corpus. Add lines 3f, 4c, and 4e. Subtract line 5	67,859.			
b Prior years' undistributed income. Subtract line 4b from line 2b		NONE		
c Enter the amount of prior years' undistributed income for which a notice of deficiency has been issued, or on which the section 4942(a) tax has been previously assessed		NONE		
d Subtract line 6c from line 6b. Taxable amount - see instructions		NONE		
e Undistributed income for 2013. Subtract line 4a from line 2a. Taxable amount - see instructions			NONE	
f Undistributed income for 2014. Subtract lines 4d and 5 from line 1. This amount must be distributed in 2015				NONE
7 Amounts treated as distributions out of corpus to satisfy requirements imposed by section 170(b)(1)(F) or 4942(g)(3) (Election may be required - see instructions)	NONE			
8 Excess distributions carryover from 2009 not applied on line 5 or line 7 (see instructions)	13,372.			
9 Excess distributions carryover to 2015. Subtract lines 7 and 8 from line 6a	54,487.			
10 Analysis of line 9				
a Excess from 2010	NONE			
b Excess from 2011	32,053.			
c Excess from 2012	NONE			
d Excess from 2013	22,434.			
e Excess from 2014				

Part XIV Private Operating Foundations (see instructions and Part VII-A, question 9)

NOT APPLICABLE

1a If the foundation has received a ruling or determination letter that it is a private operating foundation, and the ruling is effective for 2014, enter the date of the ruling

b Check box to indicate whether the foundation is a private operating foundation described in section 4942(j)(3) or 4942(j)(5)

2a Enter the lesser of the adjusted net income from Part I or the minimum investment return from Part X for each year listed

Tax year	Prior 3 years				(e) Total
(a) 2014	(b) 2013	(c) 2012	(d) 2011		
b 85% of line 2a					
c Qualifying distributions from Part XII, line 4 for each year listed					
d Amounts included in line 2c not used directly for active conduct of exempt activities					
e Qualifying distributions made directly for active conduct of exempt activities. Subtract line 2d from line 2c					
3 Complete 3a, b, or c for the alternative test relied upon					
a "Assets" alternative test - enter					
(1) Value of all assets					
(2) Value of assets qualifying under section 4942(j)(3)(B)(i).					
b "Endowment" alternative test - enter 2/3 of minimum investment return shown in Part X, line 6 for each year listed					
c "Support" alternative test - enter					
(1) Total support other than gross investment income (interest, dividends, rents, payments on securities loans (section 512(a)(5)), or royalties).					
(2) Support from general public and 5 or more exempt organizations as provided in section 4942(j)(3)(B)(iii).					
(3) Largest amount of support from an exempt organization.					
(4) Gross investment income					

Part XV Supplementary Information (Complete this part only if the foundation had \$5,000 or more in assets at any time during the year - see instructions.)**1 Information Regarding Foundation Managers:**

a List any managers of the foundation who have contributed more than 2% of the total contributions received by the foundation before the close of any tax year (but only if they have contributed more than \$5,000). (See section 507(d)(2).)

NONE

b List any managers of the foundation who own 10% or more of the stock of a corporation (or an equally large portion of the ownership of a partnership or other entity) of which the foundation has a 10% or greater interest.

NONE

2 Information Regarding Contribution, Grant, Gift, Loan, Scholarship, etc., Programs:

Check here ☐ if the foundation only makes contributions to preselected charitable organizations and does not accept unsolicited requests for funds. If the foundation makes gifts, grants, etc. (see instructions) to individuals or organizations under other conditions, complete items 2a, b, c, and d.

a The name, address, and telephone number or e-mail address of the person to whom applications should be addressed.

SEE STATEMENT 5

b The form in which applications should be submitted and information and materials they should include:

SEE ATTACHED STATEMENT FOR LINE 2

c Any submission deadlines.

SEE ATTACHED STATEMENT FOR LINE 2

d Any restrictions or limitations on awards, such as by geographical areas, charitable fields, kinds of institutions, or other factors:

SEE ATTACHED STATEMENT FOR LINE 2

Part XV Supplementary Information (continued)**3 Grants and Contributions Paid During the Year or Approved for Future Payment**

Recipient Name and address (home or business)	If recipient is an individual, show any relationship to any foundation manager or substantial contributor	Foundation status of recipient	Purpose of grant or contribution	Amount
a Paid during the year				
Rockefeller University 1230 YORK AVE New York NY 10065	NONE	PC	GRANT: DR W FREIWALD AND DR. V RUTA	100,000.
Albert Einstein College of Medicine 500 W 185TH ST New York NY 10033	NONE	PC	GRANT; DR. DAVID SHECHTER	100,000.
New York University 726 BROADWAY- NINTH FL New York NY 10003	NONE	PC	GENERAL	101,000.
Columbia University IN NYC 615 WEST 131 ST New York NY 10027	NONE	PC	GENERAL	51,000.
New York Weill Cornell Medical Cent 575 LEXINGTON AVE, 9TH FL New York NY 10022	NONE	PC	GENERAL	51,000.
University of Medicine and Dentistry of NJ 120 ALBANY ST New Brunswick NJ 08901	NONE	PC	GRANT: DR. ZHIPING PANG	50,000.
Total ▶ 3a				453,000.
b Approved for future payment				
Total ▶ 3b				

TR U/W A AND AL SINSHEIMER FOUNDATION

13-6047421

FORM 990PF, PART I - OTHER INCOME
=====

DESCRIPTION -----	REVENUE AND EXPENSES PER BOOKS -----	NET INVESTMENT INCOME -----
OTHER INCOME	9.	9.
PARTNERSHIP INCOME		9,971.
	-----	-----
TOTALS	9.	9,980.
	=====	=====

FORM 990PF, PART I - OTHER PROFESSIONAL FEES
=====

DESCRIPTION -----	REVENUE AND EXPENSES PER BOOKS -----
INVESTMENT MANAGEMENT FEE	
TOTALS	

TR U/W A AND AL SINSHEIMER FOUNDATION

13-6047421

FORM 990PF, PART I - TAXES
=====

DESCRIPTION -----	REVENUE AND EXPENSES PER BOOKS -----	NET INVESTMENT INCOME -----
FOREIGN TAXES	9.	9.
STATE INCOME TAXES	250.	250.
FEDERAL TAX PAYMENT - PRIOR YE	2,000.	
FEDERAL ESTIMATES - INCOME	5,100.	
FOREIGN TAXES ON QUALIFIED FOR	4,756.	4,756.
FOREIGN TAXES ON NONQUALIFIED	253.	253.
	-----	-----
TOTALS	12,368.	5,268.
	=====	=====

TR U/W A AND AL SINSHEIMER FOUNDATION

13-6047421

FORM 990PF, PART I - OTHER EXPENSES
=====

DESCRIPTION -----	REVENUE AND EXPENSES PER BOOKS -----	CHARITABLE PURPOSES -----
ATTORNEY GENERAL FEE	750.	750.
TOTALS	----- 750. =====	----- 750. =====

=====

RECIPIENT NAME:

Wing Wilson, Vice President

ADDRESS:

270 Park Ave., fl 16

New York, NY 10017

RECIPIENT'S PHONE NUMBER: 212-464-1497

FORM, INFORMATION AND MATERIALS:

Sinsheimer Scholar Awards Application form

SUBMISSION DEADLINES:

February 15 to be considered by April 30

RESTRICTIONS OR LIMITATIONS ON AWARDS:

medical students in medical schools
in Metropolitan New York

JPMorgan Chase Bank, N.A.
270 Park Avenue, New York, NY 10017-2014

TR U/W FOR A & AL SINSHEIMER FD ACCT P60134007
As of 4/30/15



Fiduciary Account

J.P. Morgan Team

Sean Curran	Banker	302/634-2977
Wilbroda Wilson	T & E Officer	212/648-1497
Linda Acevedo	T & E Administrator	212/648-1496
Nayeli Urbiola	Client Service Team	888/576-0043
Aaron Murphy	Client Service Team	
Lars Arvidsson	Client Service Team	
Nhat Nguyen	Client Service Team	
Online access	www.jpmorganonline.com	

Table of Contents

Page

Account Summary	2
Holdings	
Equity	4
Alternative Assets	16
Cash & Fixed Income	18

Please see disclosures located at the end of this statement package for important information relating to each J.P. Morgan account(s)

J.P.Morgan

0000000207 15 0 15 RRRRR SCHMIF 20150609

Page 1 of 21

000012 0062 of 0486 RESPONSE XL NNNNNNN



15040710180110001242
15140710180110001242



TR U/W FOR A & AL SINSHEIMER FD ACCT. P60134007

As of 4/30/15

Account Summary

PRINCIPAL

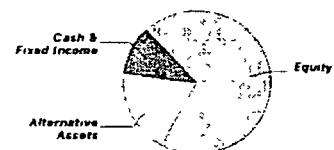
Asset Allocation	Beginning Market Value	Ending Market Value	Change in Value	Estimated Annual Income	Current Allocation
Equity	7,128,613.72	7,544,505.34	415,891.62	130,366.07	70%
Alternative Assets	2,509,651.30	2,122,951.71	(386,699.59)		19%
Cash & Fixed Income	1,172,488.36	1,212,570.52	40,082.16	13,602.92	11%
Market Value	\$10,810,753.38	\$10,880,027.57	\$69,274.19	\$143,968.99	100%

INCOME

Cash Position	Beginning Market Value	Ending Market Value	Change in Value
Cash Balance	5,780.88	67,732.60	61,951.72
Accruals	613.01	259.29	(353.72)
Market Value	\$6,393.89	\$67,991.89	\$61,598.00

* J.P. Morgan Managed includes (to the extent permitted under applicable law) mutual funds, other registered funds and hedge funds managed by J.P. Morgan and structured products issued by J.P. Morgan. J.P. Morgan Separately Managed Account includes fixed income, equity, and alternative separately managed accounts managed by J.P. Morgan. J.P. Morgan Cash & Liquidity Funds includes cash, J.P. Morgan deposit sweeps and J.P. Morgan money market mutual funds. Third-Party Managed & Other includes mutual funds, exchange traded funds, hedge funds, and separately managed accounts managed by parties other than J.P. Morgan; structured products and exchange traded notes issued by parties other than J.P. Morgan, and other investments not managed or issued by J.P. Morgan. See important information about investment principles and conflicts in the disclosures section.

Asset Allocation



Manager Allocation *



J.P.Morgan



TR U/W FOR A & AL SINSHEIMER FD ACCT P60134007
As of 4/30/15

Account Summary CONTINUED

Cost Summary	Cost
Equity	5 848,223 65
Cash & Fixed Income	1,207 514 60
Total	\$7,055,738.25



16010730180310001253
16140730050010001267

J.P.Morgan

Page 3 of 21

000012 0063 of 0686 1560000-5 XL 1500000000




TR U/W FOR A & AL SINSHEIMER FD ACCT P60134007
As of 4/30/15

Equity Summary

Asset Categories	Beginning Market Value	Ending Market Value	Change In Value	Current Allocation
US Large Cap Equity	2,623,409.47	3,072,765.02	449,355.55	28%
US Mid Cap Equity	881,062.52	877,779.74	(3,282.78)	8%
EAFE Equity	2,296,266.31	1,906,748.81	(389,517.50)	18%
European Large Cap Equity	219,227.73	0.00	(219,227.73)	
Japanese Large Cap Equity	103,258.03	134,407.90	31,149.87	1%
Asia ex-Japan Equity	333,938.66	560,523.66	226,585.00	5%
Emerging Market Equity	81,750.41	105,276.58	23,526.17	1%
Global Equity	589,700.59	878,975.99	289,275.40	8%
Concentrated & Other Equity	0.00	8,027.64	8,027.64	1%
Total Value	\$7,128,613.72	\$7,544,505.34	\$415,891.62	70%

Market Value/Cost	Current Period Value
Market Value	7,544,505.34
Tax Cost	5,848,223.65
Unrealized Gain/Loss	1,696,281.69
Estimated Annual Income	130,366.07
Accrued Dividends	241.28
Yield	1.72%

Asset Categories



Equity as a percentage of your portfolio - 70 %

J.P.Morgan



TR U/W FOR 4 & AL SINSHEIMER FD ACCT P60134007
As of 4/30/15

Note P indicates position adjusted for Pending Trade Activity

Equity Detail

	Price	Quantity	Value	Adjusted Tax Cost Original Cost	Unrealized Gain/Loss	Est Annual Inc Accrued Div	Yield
US Large Cap Equity							
P ABBOTT LABORATORIES 002824-10-0 ABT	46.42	51 000	2,367.42	2,269.96	97.46	48.96 7.20	2.07%
ACCENTURE PLC-CL A G1151C-10-1 ACN	92.65	24 000	2,223.60	1,953.14	270.46	48.96 24.48	2.20%
ACE LTD NEW H0023R-10-5 ACE	106.99	34 000	3,637.66	1,955.93	1,681.73	88.40	2.43%
ACTAVIS, INC. G0083B-10-8 ACT	282.86	14 000	3,960.04	3,530.29	429.75		
ADOBE SYSTEMS INC 00724F-10-1 ADBE	76.06	30 000	2,281.80	1,073.84	1,207.96		
AETNA INC 00817Y-10-8 AET	106.87	16 000	1,709.92	1,442.77	267.15	16.00	0.94%
ALEXION PHARMACEUTICALS INC 015351-10-9 ALXN	169.23	6 000	1,015.38	579.91	435.47		
ALLIANCE DATA SYSTEMS CORP 018581-10-8 ADS	297.31	5 000	1,486.55	881.54	605.01		
AMAZON COM INC 023135-10-6 AMZN	421.78	7 000	2,952.46	2,588.02	364.44		
ANADARKO PETROLEUM CORP 032511-10-7 APC	94.10	40 000	3,764.00	3,076.52	687.48	43.20	1.15%
APPLE INC. 037833-10-0 AAPL	125.15	105 000	13,140.75	2,125.17	11 015.58	218.40	1.66%

J.P.Morgan

Page 5 of 21

000012 0064 of 0686 RESPONSE TO REQUEST



1604070101001364
1616070050010001264



TR U/W FOR A & AL SINSHEIMER FD ACCT P60134007
As of 4/30/15

	Price	Quantity	Value	Adjusted Tax Cost Original Cost	Unrealized Gain/Loss	Est Annual Inc Accrued Div	Yield
US Large Cap Equity							
AVAGO TECHNOLOGIES LTD Y0486S-10-4 AVGO	116 88	55 000	6 428 40	1 832 56	4 595 84	83 60	1 30%
BANK OF AMERICA CORP 060505-10-4 BAC	15 93	347 000	5 527 71	2 961 61	2 566 10	69 40	1 26%
BIOGEN INC 09062X-10-3 BIIB	373 93	11 000	4,113 23	1 115 82	2,997 41		
BLACKROCK INC 09247X-10-1 BLK	363 94	5 000	1 819 70	1 567 33	152 37	43 60	2 40%
BRISTOL MYERS SQUIBB CO 110122-10-8 BMY	63 73	66 000	4 206 18	2 610 87	1,595 31	97 68 24 42	2 32%
BROADCOM CORP CL A 111320-10-7 BRCM	44 21	40 000	1 768 20	1 519 40	248 80	22 40	1 27%
CAPITAL ONE FINANCIAL CORP 14040H-10-5 COF	80 85	29 000	2,344 65	1,836 72	707 93	46 40	1 98%
CBS CORP CLASS B W/1 124857-20-2 CBS	62 13	41 000	2 547 33	2,384 52	162 81	24 60	0 97%
CELGENE CORPORATION 151020-10-4 CELG	108 06	24 000	2,593 44	464 88	2,128 56		
CHARTER COMMUNICATIONS INC 16117M-30-5 CHTR	187 06	8 000	1 496 48	1 281 10	215 38		
CITIGROUP INC NEW 172967-42-4 C	53 32	73 000	3 892 36	2,565 78	1,326 58	14 60	0 38%
COCA-COLA CO 191216-10-0 KO	40 56	60 000	2 433 60	2,638 06	(204,46)	79 20	3 25%



TR U/W FOR A & AL SINSHEIMER FD ACCT P60134007
As of 4/30/15

	Price	Quantity	Value	Adjusted Tax Cost Original Cost	Unrealized Gain/Loss	Est Annual Inc Accrued Div.	Yield
US Large Cap Equity							
COLGATE PALMOLIVE CO 194162-10-3 CL	87.28	19,000	1,278.32	1,168.27	110.05	28.88 7.22	2.26%
COMCAST CORP CL A 20030N-10-1 CMCS A	57.76	65,000	3,754.40	1,305.98	2,448.42	65.00	1.73%
CONCHO RESOURCES INC 20605P-10-1 CXO	126.66	8,000	1,013.28	977.57	35.71		
CONSTELLATION BRANDS INC A 21036P-10-8 STZ	115.94	16,000	1,855.04	1,412.38	442.66	4.96	0.27%
COSTCO WHOLESALE CORP 22150K-10-5 COST	143.05	10,000	1,430.50	1,217.84	212.66	16.00 4.00	1.12%
CROWN HOLDINGS INC 228368-10-6 CCK	54.26	35,000	1,899.10	1,795.96	103.14		
CVS HEALTH CORPORATION 126650-10-0 CVS	99.29	30,000	2,978.70	1,887.61	1,091.09	42.00 10.50	1.41%
DISH NETWORK CORP CL A 25470M-10-9 DISH	57.66	35,000	2,368.10	1,308.83	1,059.27		
E I DU PONT DE NEMOURS & CO 253534-10-9 DD	73.20	27,000	1,976.40	1,840.11	136.29	52.92	2.68%
FACEBOOK INC-A 30303M-10-2 FB	78.77	67,000	5,277.59	5,132.28	145.31		
FIDELITY NATIONAL INFORMATION SERVICES 31620M-10-6 FIS	62.49	40,000	2,499.60	2,533.79	(34.19)	41.60	1.66%
GENERAL MOTORS CO 37045V-10-0 GM	35.06	123,000	4,312.38	3,849.53	462.85	177.12	4.11%

J.P.Morgan

Page 7 of 21

000012 0065 of 0686 WSP000216 XL R000000001



1.66407101801001265
16167105091001265



TR U/W FOR A & AL SINSHEIMER FD ACCT. P60134007
As of 4/30/15

	Price	Quantity	Value	Adjusted Tax Cost Original Cost	Unrealized Gain/Loss	Est Annual Inc Accrued Div	Yield
US Large Cap Equity							
GILEAD SCIENCES INC 375558-10-3 GILD	100.51	24.000	2,412.24	2,600.58	(188.34)		
GOOGLE INC CLASS C 38259P-70-6 GOOG	537.34	11.000	5,910.74	4,667.82	1,242.92		
GOOGLE INC CLASS A 38259P-50-8 GOOG L	548.77	4.000	2,195.08	1,184.15	1,010.93		
HALLIBURTON CO 406216-10-1 HAL	48.95	53.000	2,594.35	2,246.63	347.72	38.16	1.47%
HARMAN INTERNATIONAL INDUSTRY INC 413086-10-9 HAR	130.38	23.000	2,998.74	2,260.02	738.72	30.36	1.01%
HARTFORD FINANCIAL SERVICES GROUP INC 416515-10-4 HIG	40.77	44.000	1,793.88	1,327.57	466.31	31.68	1.77%
HOME DEPOT INC 437076-10-2 HD	106.98	47.000	5,028.06	2,270.90	2,757.16	110.92	2.21%
HONEYWELL INTERNATIONAL INC 438516-10-6 HON	100.92	60.000	6,055.20	3,350.13	2,705.07	124.20	2.05%
HUMANA INC 444859-10-2 HUM	165.60	30.000	4,968.00	3,345.53	1,622.47	34.80	0.70%
INVESCO LTD G491BT-10-8 IVZ	41.42	43.000	1,781.06	1,245.86	535.20	43.00	2.41%
JOHNSON & JOHNSON 478160-10-4 JNJ	99.20	48.000	4,761.60	3,528.47	1,233.13	144.00	3.02%
JPM INTREPID AMER FD - SEL FUND 1206 4812A2-10-8 JPIA X	38.61	6,403.936	247,255.97	134,139.76	113,116.21	4,540.39	1.64%

J.P.Morgan

Page 8 of 21



TR U/W FOR A & AL SINSHEIMER FD ACCT P60134007
As of 4/30/15

	Price	Quantity	Value	Adjusted Tax Cost Original Cost	Unrealized Gain/Loss	Est Annual Inc Accrued Div	Yield
US Large Cap Equity							
JPM US LARGE CAP CORE PLUS FD - SEL FUND 1002 4812A2-38-9 JLPS X	29 71	11 729 549	348,484 90	246,985 03	101 499 87	5,782 66	1.66%
KLA-TENCOR CORP 482480-10-0 KLAC	58 80	33 000	1,940 40	2,006 26	(65 86)	66 00	3 40%
L-3 COMMUNICATIONS HOLDINGS INC 502424-10-4 LLL	114 91	21 000	2 413 11	2,690 40	(277 29)	54 60	2 26%
LAM RESEARCH CORP 512807-10-8 LRCX	75 58	32 000	2,418 56	1,692 32	726 24	23 04	0 95%
LOWES COMPANIES INC 548661-10-7 LOW	68 86	75 000	5 164 50	1,569 15	3,595 35	69 00 17 25	1 34%
MARATHON OIL CORP 565849-10-6 MRO	31.10	69 000	2,145 90	2,571 20	(425 30)	57 96	2 70%
MARSH & MCLENNAN COMPANIES INC 571748-10-2 MMC	56 16	53 000	2,976 48	2,453 12	523 36	59 36 14 84	1 99%
MASCO CORP 574599-10-6 MAS	26 49	112 000	2,966 88	1,705 77	1 261 11	40 32 10 08	1 36%
MASTERCARD INC - CLASS A 57636Q-10-4 MA	90.21	53 000	4 781 13	1,842 13	2,939 00	33 92 8 00	0 71%
P MCKESSON CORP 58155Q-10-3 MCK	223 40	8 000	1,787 20	1,814 34	(27 14)	7 68	0 43%
MERCK AND CO INC 58933Y-10-5 MRK	59 56	57 000	3,394 92	2,136 37	1,258 55	102 60	3 02%
METLIFE INC 59156R-10-8 MET	51 29	60 000	3,077 40	1,694 97	1,382 43	90 00	2 92%
MICROSOFT CORP 594918-10-4 MSFT	48 64	163 000	7,928 32	3,521 62	4,406 70	202 12	2 55%

J.P.Morgan

Page 9 of 21

000012 0066 of 0686 MSP00006 XI 1000000000



15607018010001266
141473985001001266



TR U/W FOR A & AL SINSHEIMER FD ACCT P60134007
As of 4/30/15

	Price	Quantity	Value	Adjusted Tax Cost Original Cost	Unrealized Gain/Loss	Est. Annual Inc Accrued Div.	Yield
US Large Cap Equity							
MONDELEZ INTERNATIONAL-WI 609207-10-5 MDLZ	38.37	67,000	2,570.79	1,647.80	922.99	40.20	1.56%
MORGAN STANLEY 617446-44-8 MS	37.31	124,000	4,626.44	2,998.67	1,627.77	74.40 18.60	1.61%
NEXTERA ENERGY INC 65339F-10-1 NEE	100.93	26,000	2,624.18	2,200.58	423.60	80.08	3.05%
NISOURCE INC 65473P-10-5 NI	43.42	65,000	2,822.30	2,176.62	645.68	67.60 16.90	2.40%
OCCIDENTAL PETROLEUM CORP 674599-10-5 OXY	80.10	84,000	6,728.40	5,860.90	867.50	241.92	3.60%
ORACLE CORP 68389X-10-5 ORCL	43.62	52,000	2,268.24	1,088.02	1,180.22	31.20	1.38%
PACCAR INC 693718-10-8 PCAR	65.35	60,000	3,921.00	1,800.42	2,120.58	52.80	1.35%
PARNASSUS EQTY INCOME FD-INS 701769-40-8 PRIL X	40.16	6,896,558	276,965.77	193,071.94	83,893.83	4,537.93	1.64%
PEPSICO INC 713448-10-8 PEP	95.12	23,000	2,187.76	2,165.46	22.30	60.26	2.75%
PERRIGO CO LTD G97822-10-3 PRGO	183.28	14,000	2,565.92	2,174.76	391.16	7.00	0.27%
PFIZER INC 717081-10-3 PFE	33.93	87,000	2,951.91	3,016.16	(64.25)	97.44	3.30%
PHILLIPS 66 718546-10-4 PSX	79.31	25,000	1,982.75	1,412.15	570.60	50.00	2.52%
PIONEER NATURAL RESOURCES CO 723787-10-7 PXD	172.78	5,000	863.90	873.94	(10.04)	0.40	0.05%



TR U/W FOR A & AL SINSHEIMER FD ACCT P60134007
As of 4/30/15

	Price	Quantity	Value	Adjusted Tax Cost Original Cost	Unrealized Gain/Loss	Est Annual Inc Accrued Div	Yield
US Large Cap Equity							
PROCTER & GAMBLE CO 742718-10-9 PG	79 51	42 000	3 339 42	1,341 82	1,997 60	111 38 27 84	3 34 %
SBA COMMUNICATIONS CORP 78388J-10-6 SBAC	115 82	15 000	1,737 30	1,800 96	(63 66)		
SCHLUMBERGER LTD 806857-10-8 SLB	94 61	41 000	3 879 01	3,331 37	547 64	82 00	2 11 %
SCHWAB CHARLES CORP 808513-10-5 SCHW	30 50	80 000	2,440 00	2,354 84	85 16	19 20	0 79 %
SPDR S&P 500 ETF TRUST 78462F-10-3 SPY	208 46	9 165 000	1 910 535 90	1 455 569 24	454,966 66	36,128 43	1 89 %
STATE STREET CORP 857477-10-3 STT	77 12	28 000	2,159 36	1,659 38	499 98	33 60	1 56 %
SVB FINANCIAL GROUP 78486Q-10-1 SIVB	132 76	10 000	1,327 60	1,222 15	105 45		
TE CONNECTIVITY LTD H84989-10-4 TEL	66 55	25 000	1 663 75	1 798 38	(134 63)	29 00	1 74 %
THE HERSHEY COMPANY 427866-10-8 HSY	91 92	11 000	1 011 12	1 149 61	(138 49)	23 54	2 33 %
THE MOSAIC COMPANY NEW 61945C-10-3 MOS	44 00	63 000	2 772 00	3 036 13	(264 13)	63 00	2 27 %
TIME WARNER INC NEW 887317-30-3 TWX	84 41	85,000	7,174 85	1,393 44	5,781 41	119 00	1 66 %
TJX COMPANIES INC 872540-10-9 TJX	64 54	28 000	1,807 12	1,603 09	204 03	23 52	1 30 %

J.P.Morgan

Page 11 of 21

000012 0067 of 0686 MSP000016 XI 00000000



1604073018010001267
16140710050010001267



TR U/W FOR A & AL SINSHEIMER FD ACCT. P60134007
As of 4/30/15

	Price	Quantity	Value	Adjusted Tax Cost Original Cost	Unrealized Gain/Loss	Est Annual Inc Accrued Div	Yield
US Large Cap Equity							
TWENTY FIRST CENTY FOX INC CL A 90130A-10-1 FOXA	34.08	75,000	2,556.00	2,454.58	101.42	22.50	0.88%
UNION PACIFIC CORP 907818-10-8 UNP	106.23	19,000	2,018.37	1,994.97	23.40	41.80	2.07%
UNITEDHEALTH GROUP INC 91324P-10-2 UNH	111.40	55,000	6,127.00	2,789.91	3,337.09	82.50	1.35%
UNITED CONTINENTAL HOLDINGS INC. 910047-10-9 UAL	59.74	54,000	3,225.96	2,266.54	959.42		
UNITED TECHNOLOGIES CORP 913017-10-9 UTX	113.75	42,000	4,777.50	2,323.50	2,454.00	107.52	2.25%
VERTEX PHARMACEUTICALS INC 92532F-10-0 VRTX	123.28	18,000	2,219.04	1,076.40	1,142.64		
WABCO HOLDINGS INC 92927K-10-2 WBC	124.45	11,000	1,368.95	1,408.70	(39.75)		
WALT DISNEY CO 254687-10-5 DIS	108.72	24,000	2,609.28	1,581.21	1,028.07	27.60	1.06%
WELLS FARGO & CO 949746-10-1 WFC	55.10	140,000	7,714.00	2,484.29	5,229.71	210.00	2.72%
YUM BRANDS INC 988498-10-1 YUM	85.96	19,000	1,633.24	637.59	995.65	31.16 7.79	1.91%
Total US Large Cap Equity			\$3,072,765.02	\$2,219,201.51	\$853,563.51	\$55,557.63 \$189.12	1.81%



TR U/W FOR A & AL SINSHEIMER FD ACCT. P60134007
As of 4/30/15

	Price	Quantity	Value	Adjusted Tax Cost Original Cost	Unrealized Gain/Loss	Est. Annual Inc Accrued Div.	Yield
US Mid Cap Equity							
ASTON/FAIRPOINTE MID CAP-I 00078H-15-8 ABMI X	43.32	9,179,478	397,654.99	303,696.88	93,958.11	587.48	0.15%
ISHARES RUSSELL MIDCAP INDEX FUND 464287-49-9 IWR	171.49	855,000	146,623.95	109,084.29	37,539.66	2,075.94	1.42%
JPM MKT EXP ENH INDEX FD - SEL FUND 3708 4812C1-63-7 PGMI X	12.97	25,713,246	333,500.80	259,291.59	74,209.21	4,268.39	1.28%
Total US Mid Cap Equity			\$877,779.74	\$672,072.76	\$205,706.98	\$6,931.81	0.79%
EAFE Equity							
BARC EAFE REN MAT 02/18/16 2X LEV 10.57% CAP 21.14% MAX INITIAL LEVEL-01/30/15 SX5E 3351.44 UKX 6749.40 TPX 1415.07 06741U-QC-1	106.53	220,000,000	234,366.00	217,800.00	16,566.00		
CAPITAL PRIVATE CLIENT SVCS CAP NON US EQT 14042Y-60-1 CNUS X	12.46	34,031,492	424,032.39	391,802.49	32,229.90	4,730.37	1.12%
DODGE & COX INTL STOCK FUND 256206-10-3 DODF X	45.32	14,503,002	657,276.05	414,870.73	242,405.32	14,067.91	2.14%
ISHARES MSCI EAFE INDEX FUND 464287-46-5 EFA	66.51	8,887,000	591,074.37	543,724.21	47,350.16	20,093.50	3.40%
Total EAFE Equity			\$1,906,748.81	\$1,568,197.43	\$338,551.38	\$38,891.78	2.04%

J.P.Morgan

Page 13 of 21

000012 0068 of 0666 RESPONSE XL RESPONSE



16060710180310001368
36140710005010001368



TR U/W FOR A & AL SINHEIMER FD ACCT P60134007
As of 4/30/15

	Price	Quantity	Value	Adjusted Tax Cost Original Cost	Unrealized Gain/Loss	Est Annual Inc Accrued Div	Yield
Japanese Large Cap Equity							
BROWN ADV JAPAN ALPHA OPP-LS 115233-57-9 BAFJ X	12.47	10,778.500	134,407.90	107,785.00	26,622.90	5,486.25	4.08%
Asia ex-Japan Equity							
COLUMBIA ASIA PAX X-JPN-R5 19763P-57-2 TAPR X	15.50	27,884.180	432,204.79	369,797.69	62,407.10	5,297.99	1.23%
MATTHEWS PACIFIC TIGER FD-LS 577130-83-4 MIPT X	29.55	4,342.432	128,318.87	83,086.85	45,232.02	777.29	0.61%
Total Asia ex-Japan Equity			\$560,523.66	\$452,884.54	\$107,639.12	\$6,075.28	1.09%
Emerging Market Equity							
JPM CHINA REGION FD - SEL FUND 3810 4812A3-52-8 JCHS X	25.82	4,077.327	105,276.58	75,349.00	29,927.58	1,883.72	1.79%
Global Equity							
JPM GLBL RES ENH INDEX FD - SEL FUND 3457 46637K-51-3 JEIT X	19.09	46,043.792	878,975.99	746,414.36	132,561.63	15,332.58	1.74%



TR U/W FOR A & AL SINSHEIMER FD ACCT. P60134007
As of 4/30/15

	Price	Quantity	Value	Adjusted Tax Cost Original Cost	Unrealized Gain/Loss	Est. Annual Inc Accrued Div	Yield
Concentrated & Other Equity							
AUTOZONE INC 053332-10-2 AZO	672.66	2,000	1,345.32	1,290.55	54.77		
PALL CORP 696429-30-7 PLL	97.32	21,000	2,043.72	2,135.32	(91.60)	25.62 6.41	1.25%
QUALCOMM INC 747525-10-3 QCOM	68.00	20,000	1,360.00	681.55	678.45	38.40	2.82%
P STRYKER CORP 863667-10-1 SYK	92.24			0.00			1.50%
VERIZON COMMUNICATIONS INC 92343V-10-4 VZ	50.44	65,000	3,278.60	2,211.63	1,066.97	143.00 35.75	4.36%
Total Concentrated & Other Equity			\$8,027.64	\$6,319.05	\$1,708.59	\$207.02 \$42.16	2.58%

J.P.Morgan

Page 15 of 21

000012 0069 of 0686 152000216 XI 1000000001

16040710180110001269
16140710000110001269




TR U/W FOR A & AL SINSHEIMER FD ACCT P60134007
As of 4/30/15

Alternative Assets Summary

Asset Categories	Beginning Estimated Value	Ending Estimated Value	Change In Value	Current Allocation
Hedge Funds	2 182 135 83	2,002,058 49	(180,077 34)	18%
Hard Assets	327,515 47	120,893 22	(206,622 25)	1%
Total Value	\$2,509,651.30	\$2,122,951.71	(\$386,699.59)	19%

Asset Categories



Alternative Assets as a percentage of your portfolio - 19 %

Alternative Assets Detail

	Price	Quantity	Estimated Value	Cost
Hedge Funds				
BLACKSTONE PARTNERS OFFSHORE FUND	1,429 78	711 910	1 017,874 68	800,984 41
LTD CLASS H2 - NEW ISSUES	3/31/15			
INELIGIBLE NON-SELF DEALING				
FIDUCIARY INVESTORS - LEAD SERIES				
N/O Client				
092911-96-5				

J.P.Morgan



TR U/W FOR A & AL SINSHEIMER FD ACCT P60134007
As of 4/30/15

	Price	Quantity	Estimated Value	Cost
Hedge Funds				
JPM ACCESS MULTI-STRATEGY FUND RIC 07-06 N/O Client 15199Q-93-7	1.28 3/31/15	250,000.000	319,080.75	250,000.00
OCH-ZIFF OZOFII PRIVATE INVESTORS OFFSHORE LTD CLASS G PRIME - NEW ISSUES INELIGIBLE NON-SELF DEALING FIDUCIARY INVESTORS N/O Client 986903-92-0	177.89 3/31/15	3,738.771	665,103.06	474,999.87
Total Hedge Funds			\$2,002,058.49	\$1,525,984.28

	Price	Quantity	Estimated Value	Cost	Est. Annual Income Accrued Income
Hard Assets					
INV BALANCE RISK COMM STR-Y BLRSK CMD FD Y 00888Y-50-8 BRCY X	7.47	16,183.831	120,893.22	130,118.00	

J.P.Morgan

Page 17 of 21

000012 0070 of 0686 HSP000216 X1 1000000000



16040730180310001270
16141730180310001270



TR U/W FOR A & AL SINSHEIMER FD ACCT P60134007
As of 4/30/15

Cash & Fixed Income Summary

Asset Categories	Beginning Market Value	Ending Market Value	Change In Value	Current Allocation
Cash	419,213.57	672,946.05	253,732.48	6%
US Fixed Income	753,274.79	539,624.47	(213,650.32)	5%
Total Value	\$1,172,488.36	\$1,212,570.52	\$40,082.16	11%

Market Value/Cost	Current Period Value
Market Value	1,212,570.52
Tax Cost	1,207,514.60
Unrealized Gain/Loss	5,055.92
Estimated Annual Income	13,602.92
Accrued Interest	18.01
Yield	1.12%

Asset Categories



Cash & Fixed Income as a percentage of your portfolio - 11 %

SUMMARY BY MATURITY

Cash & Fixed Income	Market Value	% of Bond Portfolio
0-6 months ¹	1,212,570.52	100%

¹ The years indicate the number of years until the bond is scheduled to mature based on the statement end date. Some bonds may be called or paid in full, before their stated maturity.

SUMMARY BY TYPE

Cash & Fixed Income	Market Value	% of Bond Portfolio
Cash	672,946.05	56%
Mutual Funds	539,624.47	44%
Total Value	\$1,212,570.52	100%

J.P.Morgan



TR U/W FOR A & AL SINSHEIMER FD ACCT. P60134007
As of 4/30/15

Note ¹ This is the Annual Percentage Yield (APY) which is the rate earned if balances remain on deposit for a full year with compounding, there is no change in the interest rate and all interest is left in the account

Cash & Fixed Income Detail

	Price	Quantity	Value	Adjusted Tax Cost Original Cost	Unrealized Gain/Loss	Est. Annual Income Accrued Interest	Yield
Cash							
US DOLLAR PRINCIPAL	1 00	673,350 48	673,350 48	673,350 48		202 00 18 01	0 03 % ¹
COST OF PENDING PURCHASES	1 00	(1,908 85)	(1,908 85)	(1 908 85)			
PROCEEDS FROM PENDING SALES	1 00	1 504 42	1 504 42	1,504 42			
Total Cash			\$672,946.05	\$672,946.05	\$0.00	\$202.00 \$18.01	0 03 %
US Fixed Income							
JPM SHORT DURATION BD FD - SEL FUND 3133 4812C1-33-0	10 90	29 638 42	323,058.77	316,926.00	6,132 77	3 675 16	1 14 %
DOUBLELINE TOTAL RET BD-I 258620-10-3	11 00	19,687.79	216,565 70	217,642 55	(1 076 85)	9,725 76	4 49 %
Total US Fixed Income			\$539,624.47	\$534,568 55	\$5,055.92	\$13,400.92	2.48 %

J.P.Morgan

Page 19 of 21

000012 0071 of 0586 HSP000016 XL M000000001



1606071016010001771
1616071000010001271



TR U/W FOR A & AL SINSHEIMER FD ACCT P60134007
As of 4/30/15

Portfolio Activity Detail

TRADE ACTIVITY

Note L indicates Long Term Realized Gain/Loss

Trade Date	Type							
Est Settle Date	Selection Method	Description	Quantity	Per Unit Amount	Proceeds	Tax Cost	Realized Gain/Loss	
Pending Sales, Maturities, Redemptions								
4/28 5/1	Sale	STRYKER CORP (ID 863567-10-1)	(3 000)	95 102	285 26	(252 61)	32 65	L
4/28 5/1	Sale	STRYKER CORP (ID 863567-10-1)	(3 000)	95 10	285 26	(251 44)	33 82	L
4/29 5/4	Sale	STRYKER CORP (ID 863567-10-1)	(2 000)	94 224	188 41	(167 62)	20 79	L
4/29 5/4	Sale	STRYKER CORP (ID 863567-10-1)	(1 000)	93 205	93 19	(83 81)	9 38	L
4/29 5/4	Sale	STRYKER CORP (ID 863567-10-1)	(2 000)	93 977	187 92	(167 63)	20 29	L
4/29 5/4	Sale	STRYKER CORP (ID 863567-10-1)	(1 000)	93 407	93 39	(83 81)	9 58	L
4/30 5/5	Sale	STRYKER CORP (ID 863567-10-1)	(2 000)	92 923	185 81	(167 63)	18 18	L
4/30 5/5	Sale	STRYKER CORP (ID 863567-10-1)	(2 000)	92 607	185 18	(167 62)	17 56	L
Total Pending Sales, Maturities, Redemptions					\$1,504.42	(\$1,342.17)	\$162.25	L

J.P.Morgan



TR U/W FOR A & AL SINSHIMER FD ACCT P60134007
As of 4/30/15

Trade Date	Est. Settle Date	Type	Description	Quantity	Per Unit Amount	Market Cost
Pending Securities Purchased						
4/28 5/1		Purchase	ABBOTT LABORATORIES (ID 002824-10-0)	1 000	47 533	(47 55)
4/28 5/1		Purchase	MCKESSON CORP (ID 58155Q-10-3)	1 000	228 52	(228 53)
4/28 5/1		Purchase	MCKESSON CORP (ID 58155Q-10-3)	2 000	228 152	(456 33)
4/29 5/4		Purchase	MCKESSON CORP (ID 58155Q-10-3)	1 000	227 11	(227 12)
4/29 5/4		Purchase	MCKESSON CORP (ID 58155Q-10-3)	1 000	226 45	(226 46)
4/29 5/4		Purchase	MCKESSON CORP (ID 58155Q-10-3)	2 000	225 85	(451 73)
4/30 5/5		Purchase	ABBOTT LABORATORIES (ID. 002824-10-0)	1 000	46 941	(46 96)
4/30 5/5		Purchase	MCKESSON CORP (ID 58155Q-10-3)	1 000	224 165	(224 17)
Total Pending Securities Purchased						(\$1,908 85)

J.P.Morgan

Page 21 of 21

000012 0072 of 0686 MSP00016 X1 1000000000



1604070180310000272
16160701803100001272