



See a Social Security Number? Say Something!  
Report Privacy Problems to <https://public.resource.org/privacy>  
Or call the IRS Identity Theft Hotline at 1-800-908-4490



Form **990-PF****Return of Private Foundation**

OMB No. 1545-0052

**2014**Department of the Treasury  
Internal Revenue Service

or Section 4947(a)(1) Trust Treated as Private Foundation

▶ Do not enter social security numbers on this form as it may be made public.

▶ Information about Form 990-PF and its separate instructions is at [www.irs.gov/form990pf](http://www.irs.gov/form990pf)

Open to Public Inspection

For calendar year 2014 or tax year beginning

04/01, 2014, and ending

03/31, 2015

Name of foundation <b>WL &amp; LOUISE SEYMOUR ENDOWMENT P64143004</b>		A Employer identification number <b>74-6315820</b>
Number and street (or P.O. box number if mail is not delivered to street address) <b>10 S DEARBORN IL1-0117</b>		B Telephone number (see instructions) <b>866-888-5157</b>
City or town, state or province, country, and ZIP or foreign postal code <b>CHICAGO, IL 60603</b>		C If exemption application is pending, check here <input type="checkbox"/>
G Check all that apply:	<input type="checkbox"/> Initial return <input type="checkbox"/> Final return <input type="checkbox"/> Address change	<input type="checkbox"/> Initial return of a former public charity <input type="checkbox"/> Amended return <input type="checkbox"/> Name change
H Check type of organization: <input checked="" type="checkbox"/> Section 501(c)(3) exempt private foundation <input type="checkbox"/> Section 4947(a)(1) nonexempt charitable trust <input type="checkbox"/> Other taxable private foundation		D 1 Foreign organizations, check here <input type="checkbox"/> 2 Foreign organizations meeting the 85% test, check here and attach computation <input type="checkbox"/>
I Fair market value of all assets at end of year (from Part II, col. (c), line 16) ▶ \$ <b>4,579,225.</b>		E If private foundation status was terminated under section 507(b)(1)(A), check here <input type="checkbox"/>
J Accounting method: <input checked="" type="checkbox"/> Cash <input type="checkbox"/> Accrual <input type="checkbox"/> Other (specify) _____ (Part I, column (d) must be on cash basis)		F If the foundation is in a 60-month termination under section 507(b)(1)(B), check here <input type="checkbox"/>

Part I Analysis of Revenue and Expenses (The total of amounts in columns (b), (c), and (d) may not necessarily equal the amounts in column (a) (see instructions).)		(a) Revenue and expenses per books	(b) Net investment income	(c) Adjusted net income	(d) Disbursements for charitable purposes (cash basis only)
1	Contributions, gifts, grants, etc., received (attach schedule)				
2	Check <input checked="" type="checkbox"/> if the foundation is not required to attach Sch. B				
3	Interest on savings and temporary cash investments				
4	Dividends and interest from securities	94,641.	94,336.		STMT 1
5a	Gross rents				
b	Net rental income or (loss)				
6a	Net gain or (loss) from sale of assets not on line 10	70,435.			
b	Gross sales price for all assets on line 6a	1,456,269.			
7	Capital gain net income (from Part IV, line 2)		70,435.		
8	Net short-term capital gain				
9	Income modifications				
10a	Gross sales less returns and allowances				
b	Less Cost of goods sold				
c	Gross profit or (loss) (attach schedule)				
11	Other income (attach schedule)	313.	13.		STMT 2
12	Total. Add lines 1 through 11	165,389.	164,784.		
13	Compensation of officers, directors, trustees, etc.	43,849.	32,887.		10,962.
14	Other employee salaries and wages		NONE	NONE	
15	Pension plans, employee benefits		NONE	NONE	
16a	Legal fees (attach schedule)				
b	Accounting fees (attach schedule)				
c	Other professional fees (attach schedule)				
17	Interest				
18	Taxes (attach schedule) (see instructions)	14,647.	1,512.		
19	Depreciation (attach schedule) and depletion				
20	Occupancy				
21	Travel, conferences, and meetings		NONE	NONE	
22	Printing and publications		NONE	NONE	
23	Other expenses (attach schedule)				
24	Total operating and administrative expenses. Add lines 13 through 23.	58,496.	34,399.	NONE	10,962.
25	Contributions, gifts, grants paid	211,068.			211,068.
26	Total expenses and disbursements. Add lines 24 and 25.	269,564.	34,399.	NONE	222,030.
27	Subtract line 26 from line 12				
a	Excess of revenue over expenses and disbursements	-104,175.			
b	Net investment income (if negative, enter -0-)		130,385.		
c	Adjusted net income (if negative, enter -0-)				

ENVELOPE  
POSTMARK DATE  
AUG 19 2015

SCANNED AUG 25 2015

RECEIVED

AUG 20 2015

OGDEN, UT

IRS-OSC

<b>Part II Balance Sheets</b>		Attached schedules and amounts in the description column should be for end-of-year amounts only (See instructions)	Beginning of year	End of year	
			(a) Book Value	(b) Book Value	(c) Fair Market Value
<b>Assets</b>	1	Cash - non-interest-bearing . . . . .	1,999.	1,042.	1,042.
	2	Savings and temporary cash investments . . . . .	146,755.	132,961.	132,961.
	3	Accounts receivable ▶ Less allowance for doubtful accounts ▶			
	4	Pledges receivable ▶ Less allowance for doubtful accounts ▶			
	5	Grants receivable . . . . .			
	6	Receivables due from officers, directors, trustees, and other disqualified persons (attach schedule) (see instructions) . . . . .			
	7	Other notes and loans receivable (attach schedule) ▶ Less allowance for doubtful accounts ▶			
			NONE		
	8	Inventories for sale or use . . . . .			
	9	Prepaid expenses and deferred charges . . . . .			
	10a	Investments - U S and state government obligations (attach schedule) . . . . .			
	b	Investments - corporate stock (attach schedule) . . . . .	1,894,790.	2,662,088.	3,074,831.
	c	Investments - corporate bonds (attach schedule) . . . . .	976,167.	192,587.	195,964.
	11	Investments - land, buildings, and equipment basis ▶ Less accumulated depreciation ▶ (attach schedule)			
	12	Investments - mortgage loans . . . . .			
	13	Investments - other (attach schedule) . . . . .			
	14	Land, buildings, and equipment basis ▶ Less accumulated depreciation ▶ (attach schedule)			
	15	Other assets (describe ▶ )	1,203,161.	1,129,424.	1,174,427.
	16	<b>Total assets</b> (to be completed by all filers - see the instructions. Also, see page 1, item I) . . . . .	4,222,872.	4,118,102.	4,579,225.
<b>Liabilities</b>	17	Accounts payable and accrued expenses . . . . .			
	18	Grants payable . . . . .			
	19	Deferred revenue . . . . .			
	20	Loans from officers, directors, trustees, and other disqualified persons . . . . .			
	21	Mortgages and other notes payable (attach schedule) . . . . .			
	22	Other liabilities (describe ▶ )			
	23	<b>Total liabilities</b> (add lines 17 through 22) . . . . .			NONE
<b>Net Assets or Fund Balances</b>		<b>Foundations that follow SFAS 117, check here</b> ▶ <input type="checkbox"/> <b>and complete lines 24 through 26 and lines 30 and 31.</b>			
	24	Unrestricted . . . . .			
	25	Temporarily restricted . . . . .			
	26	Permanently restricted . . . . .			
		<b>Foundations that do not follow SFAS 117, . . . ▶</b> <input checked="" type="checkbox"/> <b>check here and complete lines 27 through 31.</b>			
	27	Capital stock, trust principal, or current funds . . . . .	4,222,872.	4,118,102.	
	28	Paid-in or capital surplus, or land, bldg, and equipment fund . . . . .			
	29	Retained earnings, accumulated income, endowment, or other funds . . . . .			
	30	<b>Total net assets or fund balances</b> (see instructions) . . . . .	4,222,872.	4,118,102.	
	31	<b>Total liabilities and net assets/fund balances</b> (see instructions) . . . . .	4,222,872.	4,118,102.	

**Part III Analysis of Changes in Net Assets or Fund Balances**

1	Total net assets or fund balances at beginning of year - Part II, column (a), line 30 (must agree with end-of-year figure reported on prior year's return) . . . . .	1	4,222,872.
2	Enter amount from Part I, line 27a . . . . .	2	-104,175.
3	Other increases not included in line 2 (itemize) ▶	3	
4	Add lines 1, 2, and 3 . . . . .	4	4,118,697.
5	Decreases not included in line 2 (itemize) ▶	5	595.
6	<b>Total net assets or fund balances at end of year</b> (line 4 minus line 5) - Part II, column (b), line 30 . . . . .	6	4,118,102.

Form **990-PF** (2014)

**Part IV Capital Gains and Losses for Tax on Investment Income**

(a) List and describe the kind(s) of property sold (e.g., real estate, 2-story brick warehouse; or common stock, 200 shs. MLC Co.)			(b) How acquired P - Purchase D - Donation	(c) Date acquired (mo., day, yr.)	(d) Date sold (mo., day, yr.)
<b>1a PUBLICLY TRADED SECURITIES</b>					
<b>b</b>					
<b>c</b>					
<b>d</b>					
<b>e</b>					
(e) Gross sales price	(f) Depreciation allowed (or allowable)	(g) Cost or other basis plus expense of sale	(h) Gain or (loss) (e) plus (f) minus (g)		
<b>a</b> 1,456,269.		1,385,834.	70,435.		
<b>b</b>					
<b>c</b>					
<b>d</b>					
<b>e</b>					
Complete only for assets showing gain in column (h) and owned by the foundation on 12/31/69					
(i) F.M.V. as of 12/31/69	(j) Adjusted basis as of 12/31/69	(k) Excess of col. (i) over col. (j), if any	(l) Gains (Col. (h) gain minus col. (k), but not less than -0-) or Losses (from col. (h))		
<b>a</b>			70,435.		
<b>b</b>					
<b>c</b>					
<b>d</b>					
<b>e</b>					
<b>2 Capital gain net income or (net capital loss)</b>			<b>2</b>	70,435.	
<div style="display: flex; align-items: center;"> <div style="flex: 1;"> <p>If gain, also enter in Part I, line 7</p> <p>If (loss), enter -0- in Part I, line 7</p> </div> <div style="font-size: 2em; margin: 0 10px;">}</div> </div>					
<b>3 Net short-term capital gain or (loss) as defined in sections 1222(5) and (6):</b>			<b>3</b>		
<div style="display: flex; align-items: center;"> <div style="flex: 1;"> <p>If gain, also enter in Part I, line 8, column (c) (see instructions). If (loss), enter -0- in</p> <p>Part I, line 8</p> </div> <div style="font-size: 2em; margin: 0 10px;">}</div> </div>					

**Part V Qualification Under Section 4940(e) for Reduced Tax on Net Investment Income**

(For optional use by domestic private foundations subject to the section 4940(a) tax on net investment income.)

If section 4940(d)(2) applies, leave this part blank.

Was the foundation liable for the section 4942 tax on the distributable amount of any year in the base period? ☐ Yes ☒ No

If "Yes," the foundation does not qualify under section 4940(e). Do not complete this part.

(a) Base period years Calendar year (or tax year beginning in)	(b) Adjusted qualifying distributions	(c) Net value of noncharitable-use assets	(d) Distribution ratio (col. (b) divided by col. (c))
2013	222,809.	4,567,686.	0.048779
2012	204,468.	4,365,177.	0.046841
2011	227,661.	4,420,298.	0.051504
2010	208,455.	4,405,337.	0.047319
2009	221,551.	4,246,423.	0.052174
<b>2 Total of line 1, column (d)</b>			<b>2</b> 0.246617
<b>3 Average distribution ratio for the 5-year base period - divide the total on line 2 by 5, or by the number of years the foundation has been in existence if less than 5 years</b>			<b>3</b> 0.049323
<b>4 Enter the net value of noncharitable-use assets for 2014 from Part X, line 5</b>			<b>4</b> 4,626,412.
<b>5 Multiply line 4 by line 3</b>			<b>5</b> 228,189.
<b>6 Enter 1% of net investment income (1% of Part I, line 27b)</b>			<b>6</b> 1,304.
<b>7 Add lines 5 and 6</b>			<b>7</b> 229,493.
<b>8 Enter qualifying distributions from Part XII, line 4</b>			<b>8</b> 222,030.

If line 8 is equal to or greater than line 7, check the box in Part VI, line 1b, and complete that part using a 1% tax rate. See the Part VI instructions.

**Part VI Excise Tax Based on Investment Income (Section 4940(a), 4940(b), 4940(e), or 4948 - see instructions)**

1a Exempt operating foundations described in section 4940(d)(2), check here <input type="checkbox"/> and enter "N/A" on line 1. . . . . Date of ruling or determination letter: _____ (attach copy of letter if necessary - see instructions)		1	2,608.
b Domestic foundations that meet the section 4940(e) requirements in Part V, check here <input type="checkbox"/> and enter 1% of Part I, line 27b. . . . .			
c All other domestic foundations enter 2% of line 27b. Exempt foreign organizations enter 4% of Part I, line 12, col. (b).			
2 Tax under section 511 (domestic section 4947(a)(1) trusts and taxable foundations only. Others enter -0-) . . . . .		2	
3 Add lines 1 and 2. . . . .		3	2,608.
4 Subtitle A (income) tax (domestic section 4947(a)(1) trusts and taxable foundations only. Others enter -0-) . . . . .		4	NONE
5 Tax based on investment income. Subtract line 4 from line 3. If zero or less, enter -0- . . . . .		5	2,608.
6 Credits/Payments			
a 2014 estimated tax payments and 2013 overpayment credited to 2014. . . . .	6a 7,820.		
b Exempt foreign organizations - tax withheld at source. . . . .	6b NONE		
c Tax paid with application for extension of time to file (Form 8868). . . . .	6c NONE		
d Backup withholding erroneously withheld. . . . .	6d		
7 Total credits and payments. Add lines 6a through 6d. . . . .		7	7,820.
8 Enter any penalty for underpayment of estimated tax. Check here <input type="checkbox"/> if Form 2220 is attached. . . . .		8	
9 Tax due. If the total of lines 5 and 8 is more than line 7, enter amount owed. . . . .		9	
10 Overpayment. If line 7 is more than the total of lines 5 and 8, enter the amount overpaid. . . . .		10	5,212.
11 Enter the amount of line 10 to be Credited to 2015 estimated tax <input type="checkbox"/> 2,608. Refunded <input type="checkbox"/> 11		11	2,604.

**Part VII-A Statements Regarding Activities**

	Yes	No
1a During the tax year, did the foundation attempt to influence any national, state, or local legislation or did it participate or intervene in any political campaign? . . . . .		X
b Did it spend more than \$100 during the year (either directly or indirectly) for political purposes (see Instructions for the definition)? . . . . . If the answer is "Yes" to 1a or 1b, attach a detailed description of the activities and copies of any materials published or distributed by the foundation in connection with the activities.		X
c Did the foundation file Form 1120-POL for this year? . . . . .		X
d Enter the amount (if any) of tax on political expenditures (section 4955) imposed during the year: (1) On the foundation. <input type="checkbox"/> \$ (2) On foundation managers <input type="checkbox"/> \$		
e Enter the reimbursement (if any) paid by the foundation during the year for political expenditure tax imposed on foundation managers. <input type="checkbox"/> \$		
2 Has the foundation engaged in any activities that have not previously been reported to the IRS? . . . . . If "Yes," attach a detailed description of the activities.		X
3 Has the foundation made any changes, not previously reported to the IRS, in its governing instrument, articles of incorporation, or bylaws, or other similar instruments? If "Yes," attach a conformed copy of the changes. . . . .		X
4a Did the foundation have unrelated business gross income of \$1,000 or more during the year? . . . . .		X
b If "Yes," has it filed a tax return on Form 990-T for this year? . . . . .		
5 Was there a liquidation, termination, dissolution, or substantial contraction during the year? . . . . . If "Yes," attach the statement required by General Instruction T.		X
6 Are the requirements of section 508(e) (relating to sections 4941 through 4945) satisfied either • By language in the governing instrument, or • By state legislation that effectively amends the governing instrument so that no mandatory directions that conflict with the state law remain in the governing instrument? . . . . .	X	
7 Did the foundation have at least \$5,000 in assets at any time during the year? If "Yes," complete Part II, col (c), and Part XV	X	
8a Enter the states to which the foundation reports or with which it is registered (see instructions) <input type="checkbox"/> TX		
b If the answer is "Yes" to line 7, has the foundation furnished a copy of Form 990-PF to the Attorney General (or designate) of each state as required by General Instruction G? If "No," attach explanation. . . . .	X	
9 Is the foundation claiming status as a private operating foundation within the meaning of section 4942(j)(3) or 4942(j)(5) for calendar year 2014 or the taxable year beginning in 2014 (see instructions for Part XIV)? If "Yes," complete Part XIV. . . . .		X
10 Did any persons become substantial contributors during the tax year? If "Yes," attach a schedule listing their names and addresses. . . . .		X

**Part VII-A Statements Regarding Activities (continued)**

11	At any time during the year, did the foundation, directly or indirectly, own a controlled entity within the meaning of section 512(b)(13)? If "Yes," attach schedule (see instructions) . . . . .	11		X
12	Did the foundation make a distribution to a donor advised fund over which the foundation or a disqualified person had advisory privileges? If "Yes," attach statement (see instructions) . . . . .	12		X
13	Did the foundation comply with the public inspection requirements for its annual returns and exemption application? Website address ► N/A	13	X	
14	The books are in care of ► JPMORGAN CHASE BANK, NA Telephone no. ► (866) 888-5157 Located at ► 10 S DEARBORN IL1-0117, CHICAGO, IL ZIP+4 ► 60603			
15	Section 4947(a)(1) nonexempt charitable trusts filing Form 990-PF in lieu of Form 1041 - Check here . . . . . and enter the amount of tax-exempt interest received or accrued during the year . . . . .	15		
16	At any time during calendar year 2014, did the foundation have an interest in or a signature or other authority over a bank, securities, or other financial account in a foreign country? . . . . . See the instructions for exceptions and filing requirements for FinCEN Form 114, (formerly TD F 90-22.1) if "Yes," enter the name of the foreign country ►	16	Yes	No X

**Part VII-B Statements Regarding Activities for Which Form 4720 May Be Required**

File Form 4720 if any item is checked in the "Yes" column, unless an exception applies.

	Yes	No
1a During the year did the foundation (either directly or indirectly)		
(1) Engage in the sale or exchange, or leasing of property with a disqualified person? . . . . .	<input type="checkbox"/> Yes	<input checked="" type="checkbox"/> No
(2) Borrow money from, lend money to, or otherwise extend credit to (or accept it from) a disqualified person? . . . . .	<input type="checkbox"/> Yes	<input checked="" type="checkbox"/> No
(3) Furnish goods, services, or facilities to (or accept them from) a disqualified person? . . . . .	<input type="checkbox"/> Yes	<input checked="" type="checkbox"/> No
(4) Pay compensation to, or pay or reimburse the expenses of, a disqualified person? . . . . .	<input checked="" type="checkbox"/> Yes	<input type="checkbox"/> No
(5) Transfer any income or assets to a disqualified person (or make any of either available for the benefit or use of a disqualified person)? . . . . .	<input type="checkbox"/> Yes	<input checked="" type="checkbox"/> No
(6) Agree to pay money or property to a government official? (Exception. Check "No" if the foundation agreed to make a grant to or to employ the official for a period after termination of government service, if terminating within 90 days.) . . . . .	<input type="checkbox"/> Yes	<input checked="" type="checkbox"/> No
b If any answer is "Yes" to 1a(1)-(6), did any of the acts fail to qualify under the exceptions described in Regulations section 53.4941(d)-3 or in a current notice regarding disaster assistance (see instructions)? . . . . . Organizations relying on a current notice regarding disaster assistance check here . . . . .	1b	X
c Did the foundation engage in a prior year in any of the acts described in 1a, other than excepted acts, that were not corrected before the first day of the tax year beginning in 2014? . . . . .	1c	X
2 Taxes on failure to distribute income (section 4942) (does not apply for years the foundation was a private operating foundation defined in section 4942(j)(3) or 4942(j)(5))		
a At the end of tax year 2014, did the foundation have any undistributed income (lines 6d and 6e, Part XIII) for tax year(s) beginning before 2014? . . . . . If "Yes," list the years ►	<input type="checkbox"/> Yes	<input checked="" type="checkbox"/> No
b Are there any years listed in 2a for which the foundation is not applying the provisions of section 4942(a)(2) (relating to incorrect valuation of assets) to the year's undistributed income? (If applying section 4942(a)(2) to all years listed, answer "No" and attach statement - see instructions) . . . . .	2b	X
c If the provisions of section 4942(a)(2) are being applied to any of the years listed in 2a, list the years here ►		
3a Did the foundation hold more than a 2% direct or indirect interest in any business enterprise at any time during the year? . . . . .	<input type="checkbox"/> Yes	<input checked="" type="checkbox"/> No
b If "Yes," did it have excess business holdings in 2014 as a result of (1) any purchase by the foundation or disqualified persons after May 26, 1969, (2) the lapse of the 5-year period (or longer period approved by the Commissioner under section 4943(c)(7)) to dispose of holdings acquired by gift or bequest; or (3) the lapse of the 10-, 15-, or 20-year first phase holding period? (Use Schedule C, Form 4720, to determine if the foundation had excess business holdings in 2014) . . . . .	3b	
4a Did the foundation invest during the year any amount in a manner that would jeopardize its charitable purposes?	4a	X
b Did the foundation make any investment in a prior year (but after December 31, 1969) that could jeopardize its charitable purpose that had not been removed from jeopardy before the first day of the tax year beginning in 2014?	4b	X

Form 990-PF (2014)

**Part VII-B Statements Regarding Activities for Which Form 4720 May Be Required (continued)****5a** During the year did the foundation pay or incur any amount to:

- (1) Carry on propaganda, or otherwise attempt to influence legislation (section 4945(e))? ☐ Yes ☒ No
- (2) Influence the outcome of any specific public election (see section 4955); or to carry on, directly or indirectly, any voter registration drive? ☐ Yes ☒ No
- (3) Provide a grant to an individual for travel, study, or other similar purposes? ☐ Yes ☒ No
- (4) Provide a grant to an organization other than a charitable, etc., organization described in section 4945(d)(4)(A)? (see instructions). ☐ Yes ☒ No
- (5) Provide for any purpose other than religious, charitable, scientific, literary, or educational purposes, or for the prevention of cruelty to children or animals? ☐ Yes ☒ No

**b** If any answer is "Yes" to 5a(1)-(5), did any of the transactions fail to qualify under the exceptions described in Regulations section 53.4945 or in a current notice regarding disaster assistance (see instructions)? ☐ Yes ☒ NoOrganizations relying on a current notice regarding disaster assistance check here ☐**c** If the answer is "Yes" to question 5a(4), does the foundation claim exemption from the tax because it maintained expenditure responsibility for the grant? ☐ Yes ☒ No

If "Yes," attach the statement required by Regulations section 53.4945-5(d)

**6a** Did the foundation, during the year, receive any funds, directly or indirectly, to pay premiums on a personal benefit contract? ☐ Yes ☒ No**b** Did the foundation, during the year, pay premiums, directly or indirectly, on a personal benefit contract? ☐ Yes ☒ No  
If "Yes" to 6b, file Form 8870**7a** At any time during the tax year, was the foundation a party to a prohibited tax shelter transaction? ☐ Yes ☒ No**b** If "Yes," did the foundation receive any proceeds or have any net income attributable to the transaction? ☐ Yes ☒ No

5b

6b

7b

**Part VIII Information About Officers, Directors, Trustees, Foundation Managers, Highly Paid Employees, and Contractors****1** List all officers, directors, trustees, foundation managers and their compensation (see instructions).

(a) Name and address	(b) Title, and average hours per week devoted to position	(c) Compensation (If not paid, enter -0-)	(d) Contributions to employee benefit plans and deferred compensation	(e) Expense account, other allowances
JP MORGAN CHASE BANK N.A. 10 S DEARBORN ST, MC; IL 1-0117, CHICAGO, IL 60603	TRUSTEE 2	43,849.	-0-	-0-

**2** Compensation of five highest-paid employees (other than those included on line 1 - see instructions). If none, enter "NONE."

(a) Name and address of each employee paid more than \$50,000	(b) Title, and average hours per week devoted to position	(c) Compensation	(d) Contributions to employee benefit plans and deferred compensation	(e) Expense account, other allowances
NONE		NONE	NONE	NONE

**Total** number of other employees paid over \$50,000 ☐

NONE

Form 990-PF (2014)

**Part VIII Information About Officers, Directors, Trustees, Foundation Managers, Highly Paid Employees, and Contractors** (continued)**3 Five highest-paid independent contractors for professional services** (see instructions). If none, enter "NONE."

(a) Name and address of each person paid more than \$50,000	(b) Type of service	(c) Compensation
NONE		NONE
Total number of others receiving over \$50,000 for professional services . . . . .		NONE

**Part IX-A Summary of Direct Charitable Activities**

List the foundation's four largest direct charitable activities during the tax year. Include relevant statistical information such as the number of organizations and other beneficiaries served, conferences convened, research papers produced, etc.

Expenses

1	NONE	
2		
3		
4		

**Part IX-B Summary of Program-Related Investments** (see instructions)

Describe the two largest program-related investments made by the foundation during the tax year on lines 1 and 2

Amount

1	NONE	
2		
All other program-related investments See instructions.		
3	NONE	
Total. Add lines 1 through 3 . . . . .		

Form 990-PF (2014)



**Part X Minimum Investment Return** (All domestic foundations must complete this part. Foreign foundations, see instructions.)

1	Fair market value of assets not used (or held for use) directly in carrying out charitable, etc., purposes:		
a	Average monthly fair market value of securities . . . . .	1a	4,441,170.
b	Average of monthly cash balances . . . . .	1b	255,695.
c	Fair market value of all other assets (see instructions). . . . .	1c	NONE
d	<b>Total</b> (add lines 1a, b, and c) . . . . .	1d	4,696,865.
e	Reduction claimed for blockage or other factors reported on lines 1a and 1c (attach detailed explanation) . . . . .	1e	
2	Acquisition indebtedness applicable to line 1 assets . . . . .	2	NONE
3	Subtract line 2 from line 1d . . . . .	3	4,696,865.
4	Cash deemed held for charitable activities. Enter 1 1/2% of line 3 (for greater amount, see instructions). . . . .	4	70,453.
5	<b>Net value of noncharitable-use assets.</b> Subtract line 4 from line 3. Enter here and on Part V, line 4	5	4,626,412.
6	<b>Minimum investment return.</b> Enter 5% of line 5 . . . . .	6	231,321.

**Part XI Distributable Amount** (see instructions) (Section 4942(j)(3) and (j)(5) private operating foundations and certain foreign organizations check here ☐ and do not complete this part.)

1	Minimum investment return from Part X, line 6 . . . . .	1	231,321.
2a	Tax on investment income for 2014 from Part VI, line 5 . . . . .	2a	2,608.
b	Income tax for 2014. (This does not include the tax from Part VI.) . . . . .	2b	
c	Add lines 2a and 2b . . . . .	2c	2,608.
3	Distributable amount before adjustments. Subtract line 2c from line 1 . . . . .	3	228,713.
4	Recoveries of amounts treated as qualifying distributions . . . . .	4	NONE
5	Add lines 3 and 4 . . . . .	5	228,713.
6	Deduction from distributable amount (see instructions). . . . .	6	NONE
7	<b>Distributable amount</b> as adjusted. Subtract line 6 from line 5. Enter here and on Part XIII, line 1 . . . . .	7	228,713.

**Part XII Qualifying Distributions** (see instructions)

1	Amounts paid (including administrative expenses) to accomplish charitable, etc., purposes:		
a	Expenses, contributions, gifts, etc. - total from Part I, column (d), line 26 . . . . .	1a	222,030.
b	Program-related investments - total from Part IX-B . . . . .	1b	
2	Amounts paid to acquire assets used (or held for use) directly in carrying out charitable, etc., purposes . . . . .	2	NONE
3	Amounts set aside for specific charitable projects that satisfy the		
a	Suitability test (prior IRS approval required) . . . . .	3a	NONE
b	Cash distribution test (attach the required schedule) . . . . .	3b	NONE
4	<b>Qualifying distributions.</b> Add lines 1a through 3b. Enter here and on Part V, line 8, and Part XIII, line 4	4	222,030.
5	Foundations that qualify under section 4940(e) for the reduced rate of tax on net investment income. Enter 1% of Part I, line 27b (see instructions) . . . . .	5	N/A
6	<b>Adjusted qualifying distributions.</b> Subtract line 5 from line 4 . . . . .	6	222,030.

**Note.** The amount on line 6 will be used in Part V, column (b), in subsequent years when calculating whether the foundation qualifies for the section 4940(e) reduction of tax in those years.

**Part XIII Undistributed Income** (see instructions)

	(a) Corpus	(b) Years prior to 2013	(c) 2013	(d) 2014
1 Distributable amount for 2014 from Part XI, line 7 . . . . .				228,713.
2 Undistributed income, if any, as of the end of 2014				
a Enter amount for 2013 only . . . . .			201,807.	
b Total for prior years 20 <u>12</u> , 20 <u>  </u> , 20 <u>  </u> . . . . .		NONE		
3 Excess distributions carryover, if any, to 2014				
a From 2009 . . . . .	NONE			
b From 2010 . . . . .	NONE			
c From 2011 . . . . .	NONE			
d From 2012 . . . . .	NONE			
e From 2013 . . . . .	NONE			
f Total of lines 3a through e . . . . .	NONE			
4 Qualifying distributions for 2014 from Part XII, line 4 ▶ \$ <u>222,030.</u>				
a Applied to 2013, but not more than line 2a . . . . .			201,807.	
b Applied to undistributed income of prior years (Election required - see instructions) . . . . .		NONE		
c Treated as distributions out of corpus (Election required - see instructions) . . . . .	NONE			
d Applied to 2014 distributable amount . . . . .				20,223.
e Remaining amount distributed out of corpus . . . . .	NONE			
5 Excess distributions carryover applied to 2014 . . . . . (If an amount appears in column (d), the same amount must be shown in column (a) )	NONE			NONE
6 Enter the net total of each column as indicated below:				
a Corpus. Add lines 3f, 4c, and 4e. Subtract line 5 . . . . .	NONE			
b Prior years' undistributed income. Subtract line 4b from line 2b . . . . .		NONE		
c Enter the amount of prior years' undistributed income for which a notice of deficiency has been issued, or on which the section 4942(a) tax has been previously assessed . . . . .		NONE		
d Subtract line 6c from line 6b Taxable amount - see instructions . . . . .		NONE		
e Undistributed income for 2013. Subtract line 4a from line 2a Taxable amount - see instructions . . . . .				
f Undistributed income for 2014. Subtract lines 4d and 5 from line 1. This amount must be distributed in 2015 . . . . .				208,490.
7 Amounts treated as distributions out of corpus to satisfy requirements imposed by section 170(b)(1)(F) or 4942(g)(3) (Election may be required - see instructions) . . . . .	NONE			
8 Excess distributions carryover from 2009 not applied on line 5 or line 7 (see instructions) . . . . .	NONE			
9 Excess distributions carryover to 2015. Subtract lines 7 and 8 from line 6a . . . . .	NONE			
10 Analysis of line 9				
a Excess from 2010 . . . . .	NONE			
b Excess from 2011 . . . . .	NONE			
c Excess from 2012 . . . . .	NONE			
d Excess from 2013 . . . . .	NONE			
e Excess from 2014 . . . . .	NONE			

**Part XIV Private Operating Foundations** (see instructions and Part VII-A, question 9)

NOT APPLICABLE

**1a** If the foundation has received a ruling or determination letter that it is a private operating foundation, and the ruling is effective for 2014, enter the date of the ruling . . . . . ▶

**b** Check box to indicate whether the foundation is a private operating foundation described in section 4942(j)(3) or 4942(j)(5)

**2a** Enter the lesser of the adjusted net income from Part I or the minimum investment return from Part X for each year listed . . . . .

Tax year	Prior 3 years			(e) Total
	(a) 2014	(b) 2013	(c) 2012	(d) 2011
<b>b</b> 85% of line 2a . . . . .				
<b>c</b> Qualifying distributions from Part XII, line 4 for each year listed . . . . .				
<b>d</b> Amounts included in line 2c not used directly for active conduct of exempt activities . . . . .				
<b>e</b> Qualifying distributions made directly for active conduct of exempt activities. Subtract line 2d from line 2c . . . . .				
<b>3</b> Complete 3a, b, or c for the alternative test relied upon				
<b>a</b> "Assets" alternative test - enter				
<b>(1)</b> Value of all assets . . . . .				
<b>(2)</b> Value of assets qualifying under section 4942(j)(3)(B)(i). . . . .				
<b>b</b> "Endowment" alternative test - enter 2/3 of minimum investment return shown in Part X, line 6 for each year listed . . . . .				
<b>c</b> "Support" alternative test - enter				
<b>(1)</b> Total support other than gross investment income (interest, dividends, rents, payments on securities loans (section 512(a)(5)), or royalties). . . . .				
<b>(2)</b> Support from general public and 5 or more exempt organizations as provided in section 4942(j)(3)(B)(iii). . . . .				
<b>(3)</b> Largest amount of support from an exempt organization. . . . .				
<b>(4)</b> Gross investment income . . . . .				

**Part XV Supplementary Information** (Complete this part only if the foundation had \$5,000 or more in assets at any time during the year - see instructions.)**1 Information Regarding Foundation Managers:**

**a** List any managers of the foundation who have contributed more than 2% of the total contributions received by the foundation before the close of any tax year (but only if they have contributed more than \$5,000). (See section 507(d)(2).)

N/A

**b** List any managers of the foundation who own 10% or more of the stock of a corporation (or an equally large portion of the ownership of a partnership or other entity) of which the foundation has a 10% or greater interest.

N/A

**2 Information Regarding Contribution, Grant, Gift, Loan, Scholarship, etc., Programs:**

Check here ☐ if the foundation only makes contributions to preselected charitable organizations and does not accept unsolicited requests for funds. If the foundation makes gifts, grants, etc. (see instructions) to individuals or organizations under other conditions, complete items 2a, b, c, and d.

**a** The name, address, and telephone number or e-mail address of the person to whom applications should be addressed:

SEE STATEMENT 5

**b** The form in which applications should be submitted and information and materials they should include:

SEE ATTACHED STATEMENT FOR LINE 2

**c** Any submission deadlines:

SEE ATTACHED STATEMENT FOR LINE 2

**d** Any restrictions or limitations on awards, such as by geographical areas, charitable fields, kinds of institutions, or other factors:

SEE ATTACHED STATEMENT FOR LINE 2

**Part XV** Supplementary Information (continued)**3 Grants and Contributions Paid During the Year or Approved for Future Payment**

Recipient Name and address (home or business)	If recipient is an individual, show any relationship to any foundation manager or substantial contributor	Foundation status of recipient	Purpose of grant or contribution	Amount
<b>a Paid during the year</b>  SEE STATEMENT 9				211,068.
<b>Total</b> .....			<b>3a</b>	211,068.
<b>b Approved for future payment</b>				
<b>Total</b> .....			<b>3b</b>	

**Part XVI-A      Analysis of Income-Producing Activities**

Enter gross amounts unless otherwise indicated

Enter gross amounts unless otherwise indicated		Unrelated business income		Excluded by section 512, 513, or 514		(e) Related or exempt function income (See instructions)
		(a) Business code	(b) Amount	(c) Exclusion code	(d) Amount	
<b>1</b> Program service revenue:						
a _____						
b _____						
c _____						
d _____						
e _____						
f _____						
g Fees and contracts from government agencies						
<b>2</b> Membership dues and assessments . . . . .						
<b>3</b> Interest on savings and temporary cash investments						
<b>4</b> Dividends and interest from securities . . . . .				14	94,641.	
<b>5</b> Net rental income or (loss) from real estate						
a Debt-financed property . . . . .						
b Not debt-financed property . . . . .						
<b>6</b> Net rental income or (loss) from personal property .						
<b>7</b> Other investment income . . . . .						
<b>8</b> Gain or (loss) from sales of assets other than inventory				18	70,435.	
<b>9</b> Net income or (loss) from special events . . . . .						
<b>10</b> Gross profit or (loss) from sales of inventory . .						
<b>11</b> Other revenue: a _____						
b TAX REFUND				14	300.	
c OTHER INCOME				14	13.	
d _____						
e _____						
<b>12</b> Subtotal. Add columns (b), (d), and (e) . . . . .					165,389.	
<b>13</b> Total. Add line 12, columns (b), (d), and (e) . . . . .					165,389.	165,389.

## Part XVI-B Relationship of Activities to the Accomplishment of Exempt Purposes

[illegible]



WL & LOUISE SEYMOUR ENDOWMENT P64143004

74-6315820

FORM 990PF, PART I - DIVIDENDS AND INTEREST FROM SECURITIES  
=====

DESCRIPTION -----	REVENUE AND EXPENSES PER BOOKS -----	NET INVESTMENT INCOME -----
DIVIDENDS AND INTEREST FROM SECURITIES	94,641.	94,336.
	-----	-----
TOTAL	94,641.	94,336.
	=====	=====

WL & LOUISE SEYMOUR ENDOWMENT P64143004

74-6315820

FORM 990PF, PART I - OTHER INCOME  
=====

DESCRIPTION -----	REVENUE AND EXPENSES PER BOOKS -----	NET INVESTMENT INCOME -----
TAX REFUND	300.	
OTHER INCOME	13.	13.
	-----	-----
TOTALS	313.	13.
	=====	=====



WL & LOUISE SEYMOUR ENDOWMENT P64143004

74-6315820

FORM 990PF, PART I - TAXES

=====

DESCRIPTION -----	REVENUE AND EXPENSES PER BOOKS -----	NET INVESTMENT INCOME -----
FOREIGN TAXES	12.	12.
FEDERAL TAX PAYMENT - PRIOR YE	5,315.	
FEDERAL ESTIMATES - INCOME	7,820.	
FOREIGN TAXES ON QUALIFIED FOR	1,367.	1,367.
FOREIGN TAXES ON NONQUALIFIED	133.	133.
	-----	-----
TOTALS	14,647.	1,512.
	=====	=====

FORM 990PF, PART III - OTHER DECREASES IN NET WORTH OR FUND BALANCES

DESCRIPTION	AMOUNT
-----	-----
ADJUSTMENT TO BASIS	538.
PRIOR PERIOD ADJUSTMENT	57.
	-----
TOTAL	595.
	=====

=====

RECIPIENT NAME:

JPMORGAN CHASE BANK NA

ADDRESS:

420 THROCKMORTON FL 03

FORT WORTH, TX 76102

RECIPIENT'S PHONE NUMBER: 817 884-4022

FORM, INFORMATION AND MATERIALS:

LETTER DESCRIBING ORGANIZATION AND PURPOSE INCLUDE A COPY OF THE IRS  
DETERMINATION LETTER

SUBMISSION DEADLINES:

NONE

RESTRICTIONS OR LIMITATIONS ON AWARDS:

AID FOR HANDICAPPED AND HOMELESS CHILDREN AS WELL AS PROGRAMS FOR THE  
AGED ONE SCHOLARSHIP GRANT TO AN EL PASO AGRICULTURE STUDENT TO ANY  
TEXAS COLLEGE

## RECIPIENT NAME:

ALZHEIMERS DISEASE AND RELATED DISORDERS  
ASSOCIATION INC.

## ADDRESS:

4687 N MESA ST STE 200  
EL PASO, TX 79912-6185

## RELATIONSHIP:

NONE

## PURPOSE OF GRANT:

GENERAL

## FOUNDATION STATUS OF RECIPIENT:

PC

AMOUNT OF GRANT PAID ..... 10,000.

## RECIPIENT NAME:

KIDS EXCEL EL PASO, INC.

## ADDRESS:

1230 TEXAS AVENUE  
El Paso, TX 79901

## RELATIONSHIP:

NONE

## PURPOSE OF GRANT:

GENERAL

## FOUNDATION STATUS OF RECIPIENT:

PC

AMOUNT OF GRANT PAID ..... 15,000.

## RECIPIENT NAME:

PASO DEL NORTE CHILDRENS  
DEVELOPMENT CENTER

## ADDRESS:

1101 E. SCHUSTER  
EL PASO, TX 79902

## RELATIONSHIP:

NONE

## PURPOSE OF GRANT:

GENERAL

## FOUNDATION STATUS OF RECIPIENT:

PC

AMOUNT OF GRANT PAID ..... 10,000.

## RECIPIENT NAME:

EL PASO DIABETES ASSOCIATION, INC.

## ADDRESS:

1220 MONTANA AVENUE

El Paso, TX 79902

## RELATIONSHIP:

NONE

## PURPOSE OF GRANT:

GENERAL

## FOUNDATION STATUS OF RECIPIENT:

PC

AMOUNT OF GRANT PAID ..... 25,000.

## RECIPIENT NAME:

CENTRO DE SALUD FAMILIAR LA FE INC.

## ADDRESS:

1314 E. YANDELL

EL PASO, TX 79902

## RELATIONSHIP:

NONE

## PURPOSE OF GRANT:

GENERAL

## FOUNDATION STATUS OF RECIPIENT:

PC

AMOUNT OF GRANT PAID ..... 60,000.

## RECIPIENT NAME:

COMMUNITIES IN SCHOOLS - EL PASO  
INC.

## ADDRESS:

1401 PENDALE, STE. #300

El Paso, TX 79936

## RELATIONSHIP:

NONE

## PURPOSE OF GRANT:

GENERAL

## FOUNDATION STATUS OF RECIPIENT:

PC

AMOUNT OF GRANT PAID ..... 20,000.

=====

## RECIPIENT NAME:

CANDLELIGHTERS OF EL PASO AREA  
TO SUPPORT THE FAMILY ENRICHMENT PR

## ADDRESS:

1400 HARDAWAY ST STE206  
EL PASO, TX 79903

## RELATIONSHIP:

NONE

## PURPOSE OF GRANT:

GENERAL

## FOUNDATION STATUS OF RECIPIENT:

PC

AMOUNT OF GRANT PAID ..... 15,000.

## RECIPIENT NAME:

OPPORTUNITY CENTER FOR THE HOMELESS

## ADDRESS:

1208 MYRTLE AVENUE  
EL PASO, TX 79901

## RELATIONSHIP:

NONE

## PURPOSE OF GRANT:

GENERAL

## FOUNDATION STATUS OF RECIPIENT:

PC

AMOUNT OF GRANT PAID ..... 30,000.

## RECIPIENT NAME:

EL PASO MUSEUM OF ART

## ADDRESS:

1 ARTS FESTIVAL PLZ  
EL PASO, TX 79901

## RELATIONSHIP:

NONE

## PURPOSE OF GRANT:

GENERAL

## FOUNDATION STATUS OF RECIPIENT:

PC

AMOUNT OF GRANT PAID ..... 15,568.

FORM 990PF, PART XV, LINE 3a - CONTRIBUTIONS, GIFTS, GRANTS PAID

## RECIPIENT NAME:

SUL ROSS STATE UNIVERSITY

## ADDRESS:

P.O. BOX C114

ALPINE, TX 79832

## RELATIONSHIP:

NONE

## PURPOSE OF GRANT:

GENERAL

## FOUNDATION STATUS OF RECIPIENT:

PC

AMOUNT OF GRANT PAID ..... 500.

## RECIPIENT NAME:

LUTHERAN SOCIAL SERVICE OF THE SOUTH

## ADDRESS:

6585 MONTANA AVE

EL PASO, TX 79925

## RELATIONSHIP:

NONE

## PURPOSE OF GRANT:

GENERAL

## FOUNDATION STATUS OF RECIPIENT:

PC

AMOUNT OF GRANT PAID ..... 10,000.

TOTAL GRANTS PAID:

211,068.

=====

JPMorgan Chase Bank, N.A.  
2200 Ross Ave Fl 10, Dallas TX 75201-2787

*J.P. Morgan*  
LOUISE E SEYMOUR FOUNDATION ACCT. P64143004  
As of 3/31/15

## Fiduciary Account

### J.P. Morgan Team

Cullen Green	Banker	817/884-4140
Larry Bothe	T & E Officer	817/884-4022
Melissa Hayes	T & E Administrator	817/884-4793
Brandon Lydick	Portfolio Manager	817/884-4606
Jerry Shults Jr	Client Service Team	877/576-2452
Adam Barnes	Client Service Team	
Online access	<a href="http://www.jpmorganonline.com">www.jpmorganonline.com</a>	

### Table of Contents

	Page
Account Summary	2
Holdings	
Equity	4
Alternative Assets	15
Cash & Fixed Income	17

Please see disclosures located at the end of this statement package for important information relating to each J P Morgan account(s)

J.P.Morgan

0000000207 15 0 15 APR APR SCHM#F 20150609

Page 1 of 19

000012 0152 of 0686 RESPONSE XI 1407000000

160070100100012152  
161407100501000012152





LOUISE E SEYMOUR FOUNDATION ACCT P84143004  
As of 3/31/15

## Account Summary

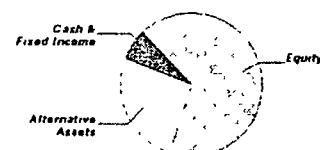
### PRINCIPAL

Asset Allocation	Beginning Market Value	Ending Market Value	Change In Value	Estimated Annual Income	Current Allocation
Equity	2,226,949.49	3,074,830.58	847,881.09	50,309.10	67%
Alternative Assets	1,274,993.29	1,174,427.29	(100,566.00)	1,944.56	26%
Cash & Fixed Income	1,157,555.52	328,925.58	(828,629.94)	4,212.10	7%
<b>Market Value</b>	<b>\$4,659,498.30</b>	<b>\$4,578,183.45</b>	<b>(\$81,314.85)</b>	<b>\$56,465.76</b>	<b>100%</b>

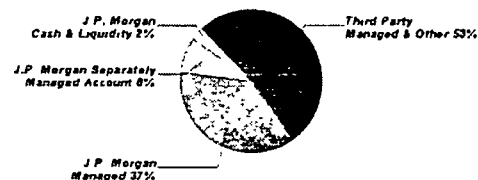
### INCOME

Cash Position	Beginning Market Value	Ending Market Value	Change In Value
Cash Balance	1,999.05	1,042.33	(956.72)
Accruals	1,025.80	2,712.51	1,686.81
<b>Market Value</b>	<b>\$3,024.85</b>	<b>\$3,754.94</b>	<b>\$730.09</b>

### Asset Allocation



### Manager Allocation \*



\* J.P. Morgan Managed includes (to the extent permitted under applicable law) mutual funds, other registered funds and hedge funds managed by J.P. Morgan and structured products issued by J.P. Morgan. J.P. Morgan Separately Managed Account includes fixed income, equity, and alternative separately managed accounts managed by J.P. Morgan. J.P. Morgan Cash & Liquidity Funds includes cash, J.P. Morgan deposit sweeps and J.P. Morgan money market mutual funds. Third-Party Managed & Other includes mutual funds, exchange traded funds, hedge funds, and separately managed accounts managed by parties other than J.P. Morgan, structured products and exchange traded notes issued by parties other than J.P. Morgan, and other investments not managed or issued by J.P. Morgan. See important information about investment principles and conflicts in the disclosures section.

J.P.Morgan



LOUISE E SEYMOUR FOUNDATION ACCT PB4143004  
As of 3/31/15

## Account Summary CONTINUED

Cost Summary	Cost
Equity	2 662,088 24
Cash & Fixed Income	325 548 36
Total	\$2,987,636 60

J.P.Morgan

Page 3 of 19

000012 0153 00 0000 00000000 00 00000000



16040730180100012153  
161407300500100012153




LOUISE E SEYMOUR FOUNDATION ACCT P64143004  
As of 3/31/15

## Equity Summary

Asset Categories	Beginning Market Value	Ending Market Value	Change In Value	Current Allocation
US Large Cap Equity	741,457.37	1,279,461.17	538,003.80	27%
US Mid Cap Equity	245,044.03	393,069.84	148,025.81	9%
EAFE Equity	799,046.01	931,447.43	132,401.42	20%
European Large Cap Equity	96,972.75	0.00	(96,972.75)	
Japanese Large Cap Equity	47,772.50	41,823.61	(5,948.89)	1%
Asia ex-Japan Equity	150,020.85	167,563.38	17,542.53	4%
Global Equity	146,635.98	246,189.68	99,553.70	5%
Concentrated & Other Equity	0.00	15,275.47	15,275.47	1%
<b>Total Value</b>	<b>\$2,226,949.49</b>	<b>\$3,074,830.58</b>	<b>\$847,881.09</b>	<b>67%</b>

Market Value/Cost	Current Period Value
Market Value	3,074,830.58
Tax Cost	2,662,088.24
Unrealized Gain/Loss	412,742.34
Estimated Annual Income	50,309.10
Accrued Dividends	2,709.45
Yield	1.63%

### Asset Categories



Equity as a percentage of your portfolio - 67 %



LOUISE E SEYMOUR FOUNDATION ACCT P64143004  
As of 3/31/15

Note P indicates position adjusted for Pending Trade Activity

## Equity Detail

	Price	Quantity	Value	Adjusted Tax Cost Original Cost	Unrealized Gain/Loss	Est Annual Inc. Accrued Div	Yield
<b>US Large Cap Equity</b>							
ABBOTT LABORATORIES 002824-10-0 ABT	46.33	38,000	1,760.54	1,606.17	154.37	36.48	2.07%
ACCENTURE PLC-CL A G1151C-10-1 ACN	93.69	30,000	2,810.70	2,431.89	378.81	61.20	2.18%
ACE LTD NEW H0023R-10-5 ACE	111.49	43,000	4,794.07	2,800.16	1,993.91	111.80 23.76	2.33%
ACTAVIS, INC. G0083B-10-8 ACT	297.62	18,000	5,357.16	4,531.37	825.79		
ADOBE SYSTEMS INC 00724F-10-1 ADBE	73.94	38,000	2,809.72	1,516.50	1,293.22		
AETNA INC 00817Y-10-8 AET	106.53	20,000	2,130.60	1,803.97	326.63	20.00	0.94%
ALEXION PHARMACEUTICALS INC 015351-10-9 ALXN	173.30	8,000	1,386.40	785.69	600.71		
ALLIANCE DATA SYSTEMS CORP 018581-10-8 ADS	296.25	6,000	1,777.50	1,166.50	611.00		
AMAZON COM INC 023135-10-6 AMZN	372.10	8,000	2,976.80	2,942.74	34.06		
ANADARKO PETROLEUM CORP 032511-10-7 APC	82.81	51,000	4,223.31	3,980.76	242.55	55.08	1.30%
APPLE INC. 037833-10-0 AAPL	124.43	133,000	16,549.19	3,735.51	12,813.68	250.04	1.51%

J.P.Morgan

Page 5 of 19

000012 0154 of 0686 XSP000006 X1 10000000



160407301603100012154  
161407300500100012154



LOUISE E SEYMOUR FOUNDATION ACCT. PB4143004  
As of 3/31/15

	Price	Quantity	Value	Adjusted Tax Cost Original Cost	Unrealized Gain/Loss	Est Annual Inc Accrued Div	Yield
<b>US Large Cap Equity</b>							
AVAGO TECHNOLOGIES LTD Y0486S 10-4 AVGO	126 98	70 000	8 888 60	2,348 14	6,540 46	106 40	1 20%
BANK OF AMERICA CORP 060505-10-4 BAC	15 39	439 000	6,756 21	5,860 12	896 09	87 80	1 30%
BIOGEN INC 09062X-10-3 BIIB	422 24	13 000	5,489 12	1 185 30	4 303 82		
BLACKROCK INC 09247X-10-1 BLK	365 84	7 000	2,560 88	2,340 87	220 01	61 04	2 38%
BRISTOL MYERS SQUIBB CO 110122-10-8 BMY	64 50	84 000	5 418 00	3,348 92	2 069 08	124 32	2 29%
BROADCOM CORP CL A 111320-10-7 BRCM	43 30	51 000	2 208 05	1,938.00	270 05	28.56	1 29%
CAPITAL ONE FINANCIAL CORP 14040H-10-5 COF	78 82	37 000	2 916 34	2,097 13	819 21	44 40	1 52%
CBS CORP CLASS B W/1 124857-20-2 CBS	60 63	39 000	2,364 57	2,215 48	148 09	23 40 5 85	0 99%
CELGENE CORPORATION 151020-10-4 CELG	115 28	30 000	3 458 40	692 35	2,766 05		
CHARTER COMMUNICATIONS INC 16117M-30-5 CHTR	193 11	15 000	2,896 55	2,419 43	477.22		
CITIGROUP INC NEW 172967-42-4 C	51 52	93 000	4,791 36	3 408 41	1 382 95	3 72	0 08%
COCA-COLA CO 191216-10-0 KO	40 55	76 000	3,081 80	3,341 81	(250 01)	100.32 25.08	3 26%



LOUISE E SEYMOUR FOUNDATION ACCT P64143004  
As of 3/31/15

	Price	Quantity	Value	Adjusted Tax Cost Original Cost	Unrealized Gain/Loss	Est Annual Inc Accrued Div	Yield
<b>US Large Cap Equity</b>							
COLGATE PALMOLIVE CO 194162-10-3 CL	69.34	24.000	1,664.16	1,476.66	187.50	36.48	2.19%
COMCAST CORP CL A 20030N-10-1 CMCS A	56.47	83.000	4,687.01	1,788.07	2,898.94	83.00 20.75	1.77%
CONSTELLATION BRANDS INC A 21036P-10-8 STZ	116.21	20.000	2,324.20	1,751.19	573.01		
COSTCO WHOLESALE CORP 22160K-10-5 COST	151.50	14.000	2,120.93	1,681.47	439.46	19.88	0.94%
CROWN HOLDINGS INC 228368-10-6 CCK	54.02	40.000	2,160.80	2,033.52	127.28		
CVS HEALTH CORPORATION 125650-10-0 CVS	103.21	38.000	3,921.98	2,454.17	1,467.81	53.20	1.36%
DISH NETWORK CORP CL A 25470M-10-9 DISH	70.06	45.000	3,152.70	1,818.90	1,333.80		
P E I DU PONT DE NEMOURS & CO 263534-10-9 DD	71.47	34.000	2,429.98	2,314.91	115.07	63.92	2.63%
FACEBOOK INC-A 30303M-10-2 FB	82.22	75.000	6,166.13	5,683.59	482.54		
FIDELITY NATIONAL INFORMATION SERVICES 31620M-10-6 FIS	68.06	38.000	2,586.28	2,390.19	196.09	39.52	1.53%
FMI LARGE CAP FUND LARGE CAP FD 302933-20-5 FMIH X	21.60	2,939.704	63,497.61	42,831.49	20,666.12	535.02	0.84%

J.P.Morgan

Page 7 of 19

000012 0155 of 0686 N2P000006 XI 00000000

160407301001100012155  
161607300500100012155



LOUISE E SEYMOUR FOUNDATION ACCT. P64143004  
As of 3/31/15

	Price	Quantity	Value	Adjusted Tax Cost Original Cost	Unrealized Gain/Loss	Est. Annual Inc Accrued Div	Yield
<b>US Large Cap Equity</b>							
GENERAL MOTORS CO 37045V-10-0 GM	37.50	157,000	5,887.50	5,006.05	881.45	188.40	3.20%
GILEAD SCIENCES INC 375558-10-3 GILD	98.13	31,000	3,042.03	3,357.33	(315.30)		
GOOGLE INC CLASS C 38259P-70-6 GOOG	548.00	14,000	7,672.00	6,388.50	1,283.50		
GOOGLE INC CLASS A 38259P-50-8 GOOG L	554.70	8,000	4,437.60	3,096.07	1,341.53		
HALLIBURTON CO 406216-10-1 HAL	43.88	67,000	2,939.96	2,840.09	99.87	48.24	1.64%
HARMAN INTERNATIONAL INDUSTRY INC 413086-10-9 HAR	133.63	30,000	4,008.90	2,938.45	1,070.45	39.60	0.99%
HARTFORD FINANCIAL SERVICES GROUP INC 416515-10-4 HIG	41.82	56,000	2,341.92	1,725.42	616.50	40.32 10.08	1.72%
HOME DEPOT INC 437075-10-2 HD	113.61	59,000	6,702.99	3,010.29	3,692.70	139.24	2.08%
HONEYWELL INTERNATIONAL INC 438516-10-6 HON	104.31	76,000	7,927.56	4,660.57	3,266.99	157.32	1.98%
HUMANA INC 444859-10-2 HUM	178.02	38,000	6,764.76	4,330.32	2,434.44	42.56 10.64	0.63%
INVESCO LTD G491BT-10-8 IVZ	39.69	54,000	2,143.26	1,628.18	515.08	54.00	2.52%
JOHN HANCOCK III-DISCIPLN V-I 47803U-64-0 JVLJ X	18.91	5,589,715	105,701.51	100,000.00	5,701.51	821.58	0.78%



LOUISE E SEYMOUR FOUNDATION ACCT P64143004  
As of 3/31/15

	Price	Quantity	Value	Adjusted Tax Cost Original Cost	Unrealized Gain/Loss	Est Annual Inc Accrued Div	Yield
<b>US Large Cap Equity</b>							
JOHNSON & JOHNSON 478160-10-4 JNJ	100 60	83 000	8,349 80	5,330 73	2 019 07	232 40	2 78%
JPM LARGE CAP GRWTH FD - SEL FUND 3118 4812C0-53-0 SEEG X	36 12	3,487 373	125 953 91	77,594 05	48,369 86		
JPM US LARGE CAP CORE PLUS FD - SEL FUND 1002 4812A2-38-9 JLPS X	29 93	3,045 065	91 138 80	40,864 77	50,274 03	584 65	0 64%
KLA-TENCOR CORP 482480-10-0 KLAC	58 29	41 000	2 389 89	2 519 25	(129 36)	82 00	3 43%
L-3 COMMUNICATIONS HOLDINGS INC 502424-10-4 LLL	125 79	26 000	3,270 54	3 330 36	(59 82)	67 60	2 07%
LAM RESEARCH CORP 512807-10-8 LPCX	70 24	41 000	2,879 64	2,188 30	691 34	29 52 7 38	1 03%
LOWES COMPANIES INC 548661-10-7 LOW	74 39	93,000	6,918 27	2,215 95	4,702 32	85 56	1 24%
MARATHON OIL CORP 565849-10-6 MRO	26 11	87 000	2,271 57	3,208 43	(936 86)	73 08	3 22%
MARSH & MCLENNAN COMPANIES INC 571748-10-2 MMC	56 09	68 000	3,814 12	3,178 45	635 67	76 16	2 00%
MASCO CORP 574599-10-5 MAS	26 70	142 000	3,791 40	2,304 01	1,487 39	51 12	1 35%
MASTERCARD INC - CLASS A 57636Q-10-4 MA	86 39	60 000	5,183 40	2,261 75	2 921 65	38 40	0 74%
MERCK AND CO INC 58933Y-10-5 MRK	57 48	73 000	4,196 04	3,111 17	1,084 87	131 40 38 70	3 13%

J.P.Morgan

Page 9 of 19

000012 0156 of 0686 M3P000005 X1 0000000000



16040730100100012156  
16160700500100012156





LOUISE F. SEYMOUR FOUNDATION ACCT P64143004  
As of 3/31/15

	Price	Quantity	Value	Adjusted Tax Cost Original Cost	Unrealized Gain/Loss	Est Annual Inc. Accrued Div	Yield
<b>US Large Cap Equity</b>							
<b>METLIFE INC</b> 59156R-10-8 MET	50 55	103 000	5,206 65	3,678 71	1,527 94	144 20	2 77%
<b>MICROSOFT CORP</b> 594918-10-4 MSFT	40 66	206 000	8 374 93	5,522 16	2,852 77	255 44	3 05%
<b>MONDELEZ INTERNATIONAL-W1</b> 609207-10-5 MDLZ	36 09	85 000	3,067 65	2,211 61	856 04	51 00 12 75	1 66%
<b>MORGAN STANLEY</b> 617446-44-8 MS	35 69	158 000	5 639 02	3 963 38	1 675 64	63 20	1 12%
<b>NEXTERA ENERGY INC</b> 65339F-10-1 NEE	104 05	33 000	3,433 65	2,794 42	639 23	101 64	2 96%
<b>NISOURCE INC</b> 65473P-10-5 NI	44 16	82 000	3 621 12	2 781 00	840 12	85 28	2 36%
<b>OCCIDENTAL PETROLEUM CORP</b> 674599-10-5 OXY	73 00	107 000	7 811 00	8,007 20	(196 20)	308 16 77 04	3 95%
<b>ORACLE CORP</b> 68389X-10-5 ORCL	43 15	83 000	3 581 45	1 832 23	1,749 22	49 80	1 39%
<b>PACCAR INC</b> 693718-10-8 PCAR	63 14	76 000	4 798 64	3,129 39	1,669 25	66 88	1 39%
<b>PEPSICO INC</b> 713448-10-8 PEP	95 62	29 000	2,772 98	2,730 66	42 32	75 98	2 74%
<b>PERRIGO CO LTD</b> G97822-10-3 PRGO	165 55	18 000	2,979 90	2,812 72	167 18	9 00	0 30%
<b>P PFIZER INC</b> 717081 10-3 PFE	34 79	33 000	1,148 07	1,151 78	(3 71)	36 96	3 22%
<b>PHILLIPS 66</b> 718546-10-4 PSX	78 60	21 000	1,650 60	972 10	678 50	42 00	2 54%

J.P.Morgan

Page 10 of 19



LOUISE E SEYMOUR FOUNDATION ACCT P64143004  
As of 3/31/15

	Price	Quantity	Value	Adjusted Tax Cost Original Cost	Unrealized Gain/Loss	Est Annual Inc Accrued Div	Yield
<b>US Large Cap Equity</b>							
PROCTER & GAMBLE CO 742718-10-9 PG	81 94	53 000	4 342 82	1 560 71	2,782 11	136 42	3 14%
SBA COMMUNICATIONS CORP 78388J-10-6 SBAC	117 10	19 000	2 224 90	2 281 13	(56 23)		
SCHLUMBERGER LTD 806857-10-8 SLB	83 44	68 000	5,673 92	5 564 52	109 40	136 00 50 50	2 40%
SCHWAB CHARLES CORP 808513-10-5 SCHW	30 44	101 000	3,074 44	2 972 55	101 89	24 24	0 79%
SPDR S&P 500 ETF TRUST 78462F-10-3 SPY	206 43	2,573 000	531,144 39	514,387 55	16,756 84	10,142 76 2,394 97	1 91%
STATE STREET CORP 857477-10-3 STT	73 53	36 000	2 647 08	2,174 43	472 65	43 20 10 80	1 63%
SVB FINANCIAL GROUP 78486Q-10-1 SIVB	127 04	12 000	1 524 48	1 463 04	61 44		
P TE CONNECTIVITY LTD H84989-10-4 TEL	71 62	31 000	2 220 22	2 235 98	(15 76)	35 96	1 62%
THE HERSHEY COMPANY 427866-10-8 HSY	100 91	14 000	1 412 74	1,461 07	(48 33)	29 96	2 12%
THE MOSAIC COMPANY NEW 61945C-10-3 MOS	46 06	80 000	3 684 80	3,862 25	(177 45)	80 00	2 17%
TIME WARNER INC NEW 887317-30-3 TWX	84 44	108 000	9,119 52	2,521 35	6 598 17	151 20	1 66%
TJX COMPANIES INC 872540-10-9 TJX	70 05	35 000	2 451 75	2,001 04	450 71	24.50	1 00%

J.P.Morgan

Page 11 of 19

000012 0157 of 0686 PSP00206 21 100000000



160407018010002157  
16140710000010002157



LOUISE E SEYMOUR FOUNDATION ACCT P64143004  
As of 3/31/15

	Price	Quantity	Value	Adjusted Tax Cost Original Cost	Unrealized Gain/Loss	Est Annual Inc Accrued Div	Yield
<b>US Large Cap Equity</b>							
TWENTY FIRST CENTY FOX INC CL A 90130A-10-1 FOXA	33.84	95,000	3,214.80	3,108.33	106.47	28.50 14.25	0.89%
UNION PACIFIC CORP 907818-10-8 UNP	108.31	36,000	3,899.16	3,967.13	(67.97)	79.20	2.03%
UNITEDHEALTH GROUP INC 91324P-10-2 UNH	118.29	69,000	8,162.01	3,729.98	4,432.03	103.50	1.27%
UNITED CONTINENTAL HOLDINGS INC. 910047-10-9 UAL	57.25	68,000	4,573.00	2,900.65	1,672.35		
UNITED TECHNOLOGIES CORP 913017-10-9 UTX	117.20	62,000	7,266.40	3,863.22	3,403.18	158.72	2.18%
VERTEX PHARMACEUTICALS INC 92532F-10-0 VRTX	117.97	17,000	2,005.49	722.93	1,282.56		
WALT DISNEY CO 254687-10-6 DIS	104.89	31,000	3,251.59	2,050.30	1,201.29	35.65	1.10%
WELLS FARGO & CO 949746-10-1 WFC	54.40	179,000	9,737.60	4,862.86	4,874.74	250.60	2.57%
YUM BRANDS INC 988498-10-1 YUM	78.72	24,000	1,889.28	823.73	1,065.55	39.36	2.08%
<b>Total US Large Cap Equity</b>			<b>\$1,279,461.17</b>	<b>\$1,022,912.98</b>	<b>\$256,548.19</b>	<b>\$17,718.14 \$2,702.55</b>	<b>1.38%</b>
<b>US Mid Cap Equity</b>							
ASTON/FAIRPOINTE MID CAP-I 00078H-15-8 ABMI X	42.54	4,613,440	196,255.74	174,086.00	22,169.74	295.26	0.15%

J.P.Morgan

Page 12 of 19



LOUISE E SEYMOUR FOUNDATION ACCT P64143004  
As of 3/31/15

	Price	Quantity	Value	Adjusted Tax Cost Original Cost	Unrealized Gain/Loss	Est Annual Inc. Accrued Div	Yield
<b>US Mid Cap Equity</b>							
ISHARES CORE S&P MID-CAP ETF 464287-50-7 IJH	151.98	1,295,000	196,814.10	178,748.57	18,065.53	2,569.28	1.31%
<b>Total US Mid Cap Equity</b>			<b>\$393,069.84</b>	<b>\$352,834.57</b>	<b>\$40,235.27</b>	<b>\$2,864.54</b>	<b>0.73%</b>
<b>EAFE Equity</b>							
BARC EAFE REN MAT 02/18/16 2X LEV 10.57% CAP, 21.14% MAX INITIAL LEVEL-01/30/15 SX5E 3351 44 UKX 6749 40 TPX 1415 07 06741U-QC-1	105.93	95,000,000	100,633.50	94,050.00	6,583.50		
CAUSEWAY INTERNATL VALUE-INS 14949P-20-8 CIVI X	15.43	18,590,851	286,856.83	292,896.73	(6,039.90)	7,045.93	2.46%
ISHARES MSCI EAFE INDEX FUND 464287-46-5 EFA	64.17	2,950,000	189,301.50	193,093.35	(3,791.85)	6,669.95	3.52%
MFS INTL VALUE-I 55273E-82-2 MINI X	36.84	1,732,442	63,823.16	43,189.78	20,633.38	1,332.24	2.09%
T ROWE PRICE OVERSEAS STOCK 77956H-75-7 TROS X	9.95	29,229,391	290,832.44	274,655.41	16,177.03	7,891.93	2.71%
<b>Total EAFE Equity</b>			<b>\$931,447.43</b>	<b>\$897,885.27</b>	<b>\$33,562.16</b>	<b>\$22,940.05</b>	<b>2.46%</b>
<b>Japanese Large Cap Equity</b>							
BROWN ADV JAPAN ALPHA OPP-IS 115233-57-9 BAFJ X	12.03	3,476,609	41,823.61	34,766.09	7,057.52	1,769.59	4.23%

J.P.Morgan

Page 13 of 19

000012 0158 of 0686 N5P0C0M6 32 100000000



150407301801100012158  
151407301801100012158



LOUISE E SEYMOUR FOUNDATION ACCT. P64143004  
As of 3/31/15

	Price	Quantity	Value	Adjusted Tax Cost Original Cost	Unrealized Gain/Loss	Est Annual Inc Accrued Div	Yield
<b>Asia ex-Japan Equity</b>							
MATTHEWS PACIFIC TIGER FD-IS 577130-83-4 MIPT X	28.56	5,867.065	167,563.38	116,393.76	51,169.62	1,050.20	0.63%
<b>Global Equity</b>							
JPM GLBL RES ENH INDEX FD - SEL FUND 3457 46637K-51-3 JEIT X	18.72	13,151.158	246,189.68	225,700.62	20,489.06	3,590.26	1.46%
<b>Concentrated &amp; Other Equity</b>							
AUTOZONE INC 053332-10-2 AZO	682.16	3.000	2,046.48	1,935.71	110.77		
EXXON MOBIL CORP 30231G-10-2 XOM	85.00	28.000	2,380.00	983.36	1,396.64	77.28	3.25%
PALL CORP 696429-30-7 PLL	100.39	26.000	2,610.14	2,630.55	(20.41)	31.72	1.22%
QUALCOMM INC 747525-10-3 QCOM	59.34	34.000	2,357.56	1,115.88	1,241.68	57.12	2.42%
STRYKER CORP 863567-10-1 SYK	92.25	20.000	1,845.00	1,678.02	166.98	27.60 5.90	1.50%
VERIZON COMMUNICATIONS INC 92343V-10-4 VZ	48.63	83.000	4,036.29	3,251.43	784.86	182.60	4.52%
Total Concentrated & Other Equity			\$15,275.47	\$11,594.95	\$3,680.52	\$376.32 \$6.90	2.46%

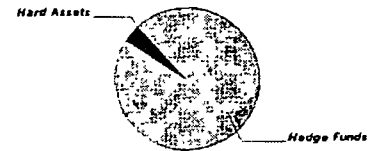


LOUISE E SEYMOUR FOUNDATION ACCT P64143004  
As of 3/31/15

## Alternative Assets Summary

Asset Categories	Beginning Estimated Value	Ending Estimated Value	Change In Value	Current Allocation
Hedge Funds	1,126,351.02	1,140,783.98	14,432.96	25%
Hard Assets	148,642.27	33,643.31	(114,998.96)	1%
Total Value	\$1,274,993.29	\$1,174,427.29	(\$100,566.00)	26%

### Asset Categories



Alternative Assets as a percentage of your portfolio - 26 %

J.P.Morgan



LOUISE E SEYMOUR FOUNDATION ACCT P64143004  
As of 3/31/15

Note P indicates position adjusted for Pending Trade Activity.

## Alternative Assets Detail

	Price	Quantity	Estimated Value	Cost
<b>Hedge Funds</b>				
JPM ACCESS MULTI-STRATEGY FUND II	16.43	69,432,987	1,140,783.98	1,076,850.53
RIC ENDOWMENTS & FOUNDATIONS & OTHER	2/27/15			
- AUTOMATIC REINVESTMENT				
N/O Client				
HFGAPB-WF-1				

	Price	Quantity	Estimated Value	Cost	Est. Annual Income Accrued Income
<b>Hard Assets</b>					
P DB MARKET PLUS WTI 07/21/15	48.69			0.00	
79.9% BARRIER- 6.5%CPN					
INITIAL LEVEL 05/23/14 CL1 104.35					
25152R-KH-5					
PIMCO COMMODITYPL STRAT-P	7.18	4,685,698	33,643.31	52,573.53	1,944.56
72201P-16-7 PCLP X					
<b>Total Hard Assets</b>			<b>\$33,643.31</b>	<b>\$52,573.53</b>	<b>\$1,944.56</b>

J.P.Morgan



LOUISE E SEYMOUR FOUNDATION ACCT P64143004  
As of 3/31/15

## Cash & Fixed Income Summary

Asset Categories	Beginning Market Value	Ending Market Value	Change In Value	Current Allocation
Cash	146,754.70	132,961.32	(13,793.38)	3%
US Fixed Income	1,010,800.82	195,964.26	(814,836.56)	4%
<b>Total Value</b>	<b>\$1,157,555.52</b>	<b>\$328,925.58</b>	<b>(\$828,629.94)</b>	<b>7%</b>

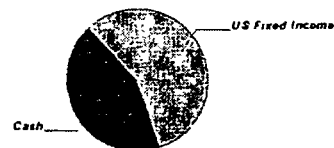
Market Value/Cost	Current Period Value
Market Value	328,925.58
Tax Cost	325,548.36
Unrealized Gain/Loss	3,377.22
Estimated Annual Income	4,212.10
Accrued Interest	3.16
Yield	1.28%

### SUMMARY BY MATURITY

Cash & Fixed Income	Market Value	% of Bond Portfolio
0-5 months <sup>1</sup>	328,925.58	100%

<sup>1</sup> The years indicate the number of years until the bond is scheduled to mature based on the statement end date. Some bonds may be called, or paid in full, before their stated maturity.

### Asset Categories



Cash & Fixed Income as a percentage of your portfolio - 7 %

### SUMMARY BY TYPE

Cash & Fixed Income	Market Value	% of Bond Portfolio
Cash	132,961.32	40%
Mutual Funds	195,964.26	60%
<b>Total Value</b>	<b>\$328,925.58</b>	<b>100%</b>

J.P.Morgan





LOUISE E SEYMOUR FOUNDATION ACCT P64143004  
As of 3/31/15

Note: This is the Annual Percentage Yield (APY) which is the rate earned if balances remain on deposit for a full year with compounding, there is no change in the interest rate and all interest is left in the account.

## Cash & Fixed Income Detail

	Price	Quantity	Value	Adjusted Tax Cost Original Cost	Unrealized Gain/Loss	Est. Annual Income Accrued Interest	Yield
<b>Cash</b>							
US DOLLAR PRINCIPAL	1.00	120,493.43	120,493.43	120,493.43		36.14 3.15	0.03% <sup>1</sup>
COST OF PENDING PURCHASES	1.00	(1,223.52)	(1,223.52)	(1,223.52)			
PROCEEDS FROM PENDING SALES	1.00	13,691.41	13,691.41	13,691.41			
<b>Total Cash</b>			<b>\$132,961.32</b>	<b>\$132,961.32</b>	<b>\$0.00</b>	<b>\$36.14 \$3.15</b>	<b>0.03%</b>
<b>US Fixed Income</b>							
JPM SHORT DURATION BD FD - SEL FUND 3133 4812C1-33-0	10.91	11,886.34	127,497.94	124,926.94	2,571.00	1,075.14	0.84%
DOUBLELINE TOTAL RET BD-I 258520-10-3	11.04	6,201.55	68,455.32	67,660.10	805.22	3,100.82	4.53%
<b>Total US Fixed Income</b>			<b>\$195,954.26</b>	<b>\$192,587.04</b>	<b>\$3,377.22</b>	<b>\$4,175.96</b>	<b>2.13%</b>



LOUISE E. SEYMOUR FOUNDATION ACCT P64143004  
As of 3/31/15

## Portfolio Activity Detail

### TRADE ACTIVITY

Note S indicates Short Term Realized Gain/Loss

Trade Date	Type		Per Unit			Realized	
Est Settle Date	Selection Method	Description	Quantity	Amount	Proceeds	Tax Cost	Gain/Loss
Pending Sales, Maturities, Redemptions							
3/27 4/1	Sale	DB MARKET PLUS WTI 07/21/15 79 0% BARRIER- 6 5%CPN INITIAL LEVEL 05/23/14 CL1 104 35 (ID 25152R-KH-5)	(25 000 000)	50 18	12 545 00	(24,700 00)	(12,155 00) S
3/31 4/6	Sale	E I DU PONT DE NEMOURS & CO (ID, 263534-10-9)	(16 000)	71 667	1 146 41	(1 169 82)	(23 41) S
Total Pending Sales, Maturities, Redemptions					\$13,691.41	(\$25,869.82)	(\$12,178.41) S

Trade Date				Per Unit	
Est Settle Date	Type	Description	Quantity	Amount	Market Cost
Pending Securities Purchased					
3/31 4/6	Purchase	PFIZER INC (ID 717081-10-3)	33 000	34 887	(1,151 78)
3/31 4/6	Purchase	TE CONNECTIVITY LTD (ID H84989-10-4)	1 000	71 736	(71 74)
Total Pending Securities Purchased					(\$1,223.52)

J.P.Morgan

*J.P. Morgan*

THIS PAGE INTENTIONALLY LEFT BLANK

J.P.Morgan