



See a Social Security Number? Say Something!
Report Privacy Problems to <https://public.resource.org/privacy>
Or call the IRS Identity Theft Hotline at 1-800-908-4490



Form **990-PF**

Department of the Treasury
Internal Revenue Service

Return of Private Foundation

or Section 4947(a)(1) Trust Treated as Private Foundation

▶ Do not enter social security numbers on this form as it may be made public.

▶ Information about Form 990-PF and its instructions is at www.irs.gov/form990pf.

OMB No 1545-0052




2014

Open to Public Inspection



For calendar year 2014, or tax year beginning 04-01-2014 , and ending 03-31-2015

| | | | |
|---|--|--|--|
| Name of foundation JAMES DANIEL HUMPHREY FOUNDATION WELLS FARGO | | A Employer identification number 41-6263553 | |
| Number and street (or P O box number if mail is not delivered to street address) 1525 W WT HARRIS BLVD D1114-044 | | B Telephone number (see instructions) (612) 667-3052 | |
| City or town, state or province, country, and ZIP or foreign postal code CHARLOTTE, NC 28262 | | C If exemption application is pending, check here <input type="checkbox"/> | |
| G Check all that apply <input type="checkbox"/> Initial return <input type="checkbox"/> Initial return of a former public charity <input type="checkbox"/> Final return <input type="checkbox"/> Amended return <input type="checkbox"/> Address change <input type="checkbox"/> Name change | | D 1. Foreign organizations, check here <input type="checkbox"/> 2. Foreign organizations meeting the 85% test, check here and attach computation <input type="checkbox"/> | |
| H Check type of organization <input checked="" type="checkbox"/> Section 501(c)(3) exempt private foundation <input type="checkbox"/> Section 4947(a)(1) nonexempt charitable trust <input type="checkbox"/> Other taxable private foundation | | E If private foundation status was terminated under section 507(b)(1)(A), check here <input type="checkbox"/> | |
| I Fair market value of all assets at end of year (from Part II, col. (c), line 16)▶\$ 33,820,100 | | F If the foundation is in a 60-month termination under section 507(b)(1)(B), check here <input type="checkbox"/> | |
| J Accounting method <input type="checkbox"/> Cash <input type="checkbox"/> Accrual <input type="checkbox"/> Other (specify) _____ (Part I, column (d) must be on cash basis.) | | | |

| Part I Analysis of Revenue and Expenses <i>(The total of amounts in columns (b), (c), and (d) may not necessarily equal the amounts in column (a) (see instructions))</i> | | (a) Revenue and expenses per books | (b) Net investment income | (c) Adjusted net income | (d) Disbursements for charitable purposes (cash basis only) |
|--|---|------------------------------------|---------------------------|-------------------------|---|
| Revenue | 1 Contributions, gifts, grants, etc , received (attach schedule) | | | | |
| | 2 Check <input checked="" type="checkbox"/> if the foundation is not required to attach Sch B | | | | |
| | 3 Interest on savings and temporary cash investments | | | | |
| | 4 Dividends and interest from securities. | 720,715 | 711,244 | | |
| | 5a Gross rents | | | | |
| | b Net rental income or (loss) _____ | | | | |
| | 6a Net gain or (loss) from sale of assets not on line 10 | 473,492 | | | |
| | b Gross sales price for all assets on line 6a 8,922,602 | | | | |
| | 7 Capital gain net income (from Part IV, line 2) . . . | | 473,492 | | |
| | 8 Net short-term capital gain | | | 0 | |
| | 9 Income modifications | | | | |
| | 10a Gross sales less returns and allowances | | | | |
| | b Less Cost of goods sold | | | | |
| | c Gross profit or (loss) (attach schedule) | | | | |
| | 11 Other income (attach schedule) | 30,942 | 30,942 | | |
| | 12 Total. Add lines 1 through 11 | 1,225,149 | 1,215,678 | | |
| Operating and Administrative Expenses | 13 Compensation of officers, directors, trustees, etc | 231,451 | 147,338 | | 84,113 |
| | 14 Other employee salaries and wages | | 0 | 0 | 0 |
| | 15 Pension plans, employee benefits | | 0 | 0 | |
| | 16a Legal fees (attach schedule) | 44 | 0 | 0 | 44 |
| | b Accounting fees (attach schedule) | | | | |
| | c Other professional fees (attach schedule) | | | | 0 |
| | 17 Interest | | | | 0 |
| | 18 Taxes (attach schedule) (see instructions) | 47,772 | 14,968 | | 0 |
| | 19 Depreciation (attach schedule) and depletion . . . | 0 | 0 | | |
| | 20 Occupancy | | | | |
| | 21 Travel, conferences, and meetings | | 0 | 0 | |
| | 22 Printing and publications | | 0 | 0 | |
| | 23 Other expenses (attach schedule) | 2,162 | 2,080 | | 82 |
| | 24 Total operating and administrative expenses. Add lines 13 through 23 | 281,429 | 164,386 | 0 | 84,239 |
| | 25 Contributions, gifts, grants paid | 1,494,503 | | | 1,494,503 |
| | 26 Total expenses and disbursements. Add lines 24 and 25 | 1,775,932 | 164,386 | 0 | 1,578,742 |
| | 27 Subtract line 26 from line 12 | | | | |
| | a Excess of revenue over expenses and disbursements | -550,783 | | | |
| | b Net investment income (if negative, enter -0-) | | 1,051,292 | | |
| | c Adjusted net income (if negative, enter -0-) | | | 0 | |

| Part II Balance Sheets | | Attached schedules and amounts in the description column should be for end-of-year amounts only (See instructions) | Beginning of year | End of year | |
|-----------------------------|---|---|-------------------|--|-----------------------|
| | | | (a) Book Value | (b) Book Value | (c) Fair Market Value |
| Assets | 1 | Cash—non-interest-bearing | | 4,832 | 4,832 |
| | 2 | Savings and temporary cash investments | 2,608,148 | 1,750,290 | 1,751,849 |
| | 3 | Accounts receivable ▶ _____ Less allowance for doubtful accounts ▶ _____ | | 0 | 0 |
| | 4 | Pledges receivable ▶ _____ Less allowance for doubtful accounts ▶ _____ | | | |
| | 5 | Grants receivable | | | |
| | 6 | Receivables due from officers, directors, trustees, and other disqualified persons (attach schedule) (see instructions) | | | |
| | 7 | Other notes and loans receivable (attach schedule) ▶ _____ Less allowance for doubtful accounts ▶ _____ 0 | | | |
| | 8 | Inventories for sale or use | | | |
| | 9 | Prepaid expenses and deferred charges | | | |
| | 10a | Investments—U S and state government obligations (attach schedule) | 4,767,568 |  2,100,691 | 2,163,825 |
| | b | Investments—corporate stock (attach schedule) | 15,745,365 |  15,626,289 | 26,696,681 |
| | c | Investments—corporate bonds (attach schedule). | 122,136 |  3,198,300 | 3,202,913 |
| | 11 | Investments—land, buildings, and equipment basis ▶ _____ Less accumulated depreciation (attach schedule) ▶ _____ | | | |
| | 12 | Investments—mortgage loans | | | |
| | 13 | Investments—other (attach schedule) | | | 0 |
| | 14 | Land, buildings, and equipment basis ▶ _____ Less accumulated depreciation (attach schedule) ▶ _____ | | | |
| 15 | Other assets (describe ▶ _____) | | | | |
| 16 | Total assets (to be completed by all filers—see the instructions Also, see page 1, item I) | 23,243,217 | 22,680,402 | 33,820,100 | |
| Liabilities | 17 | Accounts payable and accrued expenses | | | |
| | 18 | Grants payable | | | |
| | 19 | Deferred revenue | | | |
| | 20 | Loans from officers, directors, trustees, and other disqualified persons | | | |
| | 21 | Mortgages and other notes payable (attach schedule) | | | |
| | 22 | Other liabilities (describe ▶ _____) | | | |
| | 23 | Total liabilities (add lines 17 through 22) | | 0 | |
| Net Assets or Fund Balances | Foundations that follow SFAS 117, check here ▶ <input type="checkbox"/> and complete lines 24 through 26 and lines 30 and 31. | | | | |
| | 24 | Unrestricted | | | |
| | 25 | Temporarily restricted | | | |
| | 26 | Permanently restricted | | | |
| | Foundations that do not follow SFAS 117, check here ▶ <input checked="" type="checkbox"/> and complete lines 27 through 31. | | | | |
| | 27 | Capital stock, trust principal, or current funds | 23,243,217 | 22,680,402 | |
| | 28 | Paid-in or capital surplus, or land, bldg , and equipment fund | | | |
| | 29 | Retained earnings, accumulated income, endowment, or other funds | | | |
| | 30 | Total net assets or fund balances (see instructions) | 23,243,217 | 22,680,402 | |
| 31 | Total liabilities and net assets/fund balances (see instructions) | 23,243,217 | 22,680,402 | | |

Part III Analysis of Changes in Net Assets or Fund Balances

| | | | |
|---|--|---|------------|
| 1 | Total net assets or fund balances at beginning of year—Part II, column (a), line 30 (must agree with end-of-year figure reported on prior year’s return) | 1 | 23,243,217 |
| 2 | Enter amount from Part I, line 27a | 2 | -550,783 |
| 3 | Other increases not included in line 2 (itemize) ▶  _____ | 3 | 1,351 |
| 4 | Add lines 1, 2, and 3 | 4 | 22,693,785 |
| 5 | Decreases not included in line 2 (itemize) ▶  _____ | 5 | 13,382 |
| 6 | Total net assets or fund balances at end of year (line 4 minus line 5)—Part II, column (b), line 30 | 6 | 22,680,403 |

Part IV

Capital Gains and Losses for Tax on Investment Income

| | | | | |
|---|---------------------------|--|--------------------------------------|----------------------------------|
| (a) List and describe the kind(s) of property sold (e g , real estate, 2-story brick warehouse, or common stock, 200 shs MLC Co) | | (b) How acquired P—Purchase D—Donation | (c) Date acquired (mo , day, yr) | (d) Date sold (mo , day, yr) |
| 1a | See Additional Data Table | | | |
| b | | | | |
| c | | | | |
| d | | | | |
| e | | | | |

| | | | |
|-----------------------|--|---|--|
| (e) Gross sales price | (f) Depreciation allowed (or allowable) | (g) Cost or other basis plus expense of sale | (h) Gain or (loss) (e) plus (f) minus (g) |
| a | See Additional Data Table | | |
| b | | | |
| c | | | |
| d | | | |
| e | | | |

Complete only for assets showing gain in column (h) and owned by the foundation on 12/31/69

| | | | |
|--------------------------|--------------------------------------|---|--|
| (i) F M V as of 12/31/69 | (j) Adjusted basis as of 12/31/69 | (k) Excess of col (i) over col (j), if any | (l) Gains (Col (h) gain minus col (k), but not less than -0-) or Losses (from col (h)) |
| a | See Additional Data Table | | |
| b | | | |
| c | | | |
| d | | | |
| e | | | |

| | | | | |
|---|--|---|---|---------|
| 2 | Capital gain net income or (net capital loss) | { If gain, also enter in Part I, line 7 If (loss), enter -0- in Part I, line 7 } | 2 | 473,492 |
| 3 | Net short-term capital gain or (loss) as defined in sections 1222(5) and (6) If gain, also enter in Part I, line 8, column (c) (see instructions) If (loss), enter -0- in Part I, line 8 | } | 3 | |

Part V

Qualification Under Section 4940(e) for Reduced Tax on Net Investment Income

(For optional use by domestic private foundations subject to the section 4940(a) tax on net investment income)

If section 4940(d)(2) applies, leave this part blank

Was the foundation liable for the section 4942 tax on the distributable amount of any year in the base period? ☐ Yes ☒ No

If "Yes," the foundation does not qualify under section 4940(e) Do not complete this part

1 Enter the appropriate amount in each column for each year, see instructions before making any entries

| | | | |
|--|--|--|---|
| (a) Base period years Calendar year (or tax year beginning in) | (b) Adjusted qualifying distributions | (c) Net value of noncharitable-use assets | (d) Distribution ratio (col (b) divided by col (c)) |
| 2013 | 1,494,336 | 32,187,515 | 0 046426 |
| 2012 | 1,498,342 | 29,060,863 | 0 051559 |
| 2011 | 1,474,375 | 28,509,244 | 0 051716 |
| 2010 | 1,478,340 | 27,909,143 | 0 05297 |
| 2009 | 1,540,679 | 26,962,949 | 0 057141 |

| | | | |
|---|---|---|------------|
| 2 | Total of line 1, column (d). | 2 | 0 259812 |
| 3 | Average distribution ratio for the 5-year base period—divide the total on line 2 by 5, or by the number of years the foundation has been in existence if less than 5 years | 3 | 0 051962 |
| 4 | Enter the net value of noncharitable-use assets for 2014 from Part X, line 5. | 4 | 33,335,453 |
| 5 | Multiply line 4 by line 3. | 5 | 1,732,177 |
| 6 | Enter 1% of net investment income (1% of Part I, line 27b). | 6 | 10,513 |
| 7 | Add lines 5 and 6. | 7 | 1,742,690 |
| 8 | Enter qualifying distributions from Part XII, line 4. | 8 | 1,578,742 |

If line 8 is equal to or greater than line 7, check the box in Part VI, line 1b, and complete that part using a 1% tax rate See
the Part VI instructions

Part VIExcise Tax Based on Investment Income (Section 4940(a), 4940(b), 4940(e), or 4948—see page 18 of the instructions)

| | | | | | |
|----|---|---|--------|----|--------|
| 1a | | Exempt operating foundations described in section 4940(d)(2), check here <input type="checkbox"/> and enter "N/A" on line 1 | | | |
| b | | Domestic foundations that meet the section 4940(e) requirements in Part V, check here <input type="checkbox"/> and enter 1% of Part I, line 27b | | 1 | 21,026 |
| c | | All other domestic foundations enter 2% of line 27b. Exempt foreign organizations enter 4% of Part I, line 12, col. (b) | | | |
| 2 | | Tax under section 511 (domestic section 4947(a)(1) trusts and taxable foundations only. Others enter -0-) | | 2 | 0 |
| 3 | | Add lines 1 and 2. | | 3 | 21,026 |
| 4 | | Subtitle A (income) tax (domestic section 4947(a)(1) trusts and taxable foundations only. Others enter -0-) | | 4 | 0 |
| 5 | | Tax based on investment income. Subtract line 4 from line 3. If zero or less, enter -0- | | 5 | 21,026 |
| 6 | | Credits/Payments | | | |
| a | 2014 estimated tax payments and 2013 overpayment credited to 2014 | 6a | 33,468 | | |
| b | Exempt foreign organizations—tax withheld at source | 6b | | | |
| c | Tax paid with application for extension of time to file (Form 8868) | 6c | 0 | | |
| d | Backup withholding erroneously withheld | 6d | | | |
| 7 | | Total credits and payments. Add lines 6a through 6d. | | 7 | 33,468 |
| 8 | | Enter any penalty for underpayment of estimated tax. Check here <input checked="" type="checkbox"/> if Form 2220 is attached | | 8 | 0 |
| 9 | | Tax due. If the total of lines 5 and 8 is more than line 7, enter amount owed | | 9 | |
| 10 | | Overpayment. If line 7 is more than the total of lines 5 and 8, enter the amount overpaid. | | 10 | 12,442 |
| 11 | | Enter the amount of line 10 to be Credited to 2015 estimated tax 12,442 Refunded | | 11 | 0 |

Part VII-AStatements Regarding Activities

| | | | | |
|----|--|----|-----|----|
| 1a | During the tax year, did the foundation attempt to influence any national, state, or local legislation or did it participate or intervene in any political campaign? | 1a | | No |
| b | Did it spend more than \$100 during the year (either directly or indirectly) for political purposes (see Instructions for definition)? <i>If the answer is "Yes" to 1a or 1b, attach a detailed description of the activities and copies of any materials published or distributed by the foundation in connection with the activities.</i> | 1b | | No |
| c | Did the foundation file Form 1120-POL for this year? | 1c | | No |
| d | Enter the amount (if any) of tax on political expenditures (section 4955) imposed during the year (1) On the foundation \$ (2) On foundation managers \$ | | | |
| e | Enter the reimbursement (if any) paid by the foundation during the year for political expenditure tax imposed on foundation managers \$ | | | |
| 2 | Has the foundation engaged in any activities that have not previously been reported to the IRS? <i>If "Yes," attach a detailed description of the activities.</i> | 2 | | No |
| 3 | Has the foundation made any changes, not previously reported to the IRS, in its governing instrument, articles of incorporation, or bylaws, or other similar instruments? <i>If "Yes," attach a conformed copy of the changes</i> | 3 | | No |
| 4a | Did the foundation have unrelated business gross income of \$1,000 or more during the year? | 4a | | No |
| b | If "Yes," has it filed a tax return on Form 990-T for this year? | 4b | | |
| 5 | Was there a liquidation, termination, dissolution, or substantial contraction during the year? <i>If "Yes," attach the statement required by General Instruction T.</i> | 5 | | No |
| 6 | Are the requirements of section 508(e) (relating to sections 4941 through 4945) satisfied either • By language in the governing instrument, or • By state legislation that effectively amends the governing instrument so that no mandatory directions that conflict with the state law remain in the governing instrument? | 6 | Yes | |
| 7 | Did the foundation have at least \$5,000 in assets at any time during the year? <i>If "Yes," complete Part II, col. (c), and Part XV.</i> | 7 | Yes | |
| 8a | Enter the states to which the foundation reports or with which it is registered (see instructions) MN | | | |
| b | If the answer is "Yes" to line 7, has the foundation furnished a copy of Form 990-PF to the Attorney General (or designate) of each state as required by General Instruction G? <i>If "No," attach explanation.</i> | 8b | Yes | |
| 9 | Is the foundation claiming status as a private operating foundation within the meaning of section 4942(j)(3) or 4942(j)(5) for calendar year 2014 or the taxable year beginning in 2014 (see instructions for Part XIV)? <i>If "Yes," complete Part XIV</i> | 9 | | No |
| 10 | Did any persons become substantial contributors during the tax year? <i>If "Yes," attach a schedule listing their names and addresses.</i> | 10 | | No |

Part VII-A

Statements Regarding Activities *(continued)*

| | | | | |
|---|---|----|-----|----|
| 11 | At any time during the year, did the foundation, directly or indirectly, own a controlled entity within the meaning of section 512(b)(13)? If "Yes," attach schedule (see instructions). | 11 | | No |
| 12 | Did the foundation make a distribution to a donor advised fund over which the foundation or a disqualified person had advisory privileges? If "Yes," attach statement (see instructions) | 12 | | No |
| 13 | Did the foundation comply with the public inspection requirements for its annual returns and exemption application? | 13 | Yes | |
| Website address | | | | |
| 14 | The books are in care of <u>WELLS FARGO NA DBA ABBOT DOWNING</u> Telephone no <u>(612) 667-3052</u> Located at <u>90 S 7TH STREET MINNEAPOLIS MN</u> ZIP +4 <u>55402</u> | | | |
| 15 | Section 4947(a)(1) nonexempt charitable trusts filing Form 990-PF in lieu of Form 1041 —Check here <input type="checkbox"/> and enter the amount of tax-exempt interest received or accrued during the year. | 15 | | |
| 16 | At any time during calendar year 2014, did the foundation have an interest in or a signature or other authority over a bank, securities, or other financial account in a foreign country? | 16 | Yes | No |
| See instructions for exceptions and filing requirements for FinCEN Form 114, Report of Foreign Bank and Financial Accounts (FBAR) If "Yes", enter the name of the foreign country | | | | |

Part VII-B

Statements Regarding Activities for Which Form 4720 May Be Required

| | | | | |
|---|---|----|-----|----|
| File Form 4720 if any item is checked in the "Yes" column, unless an exception applies. | | | Yes | No |
| 1a | During the year did the foundation (either directly or indirectly) | | | |
| | (1) Engage in the sale or exchange, or leasing of property with a disqualified person? <input type="checkbox"/> Yes <input checked="" type="checkbox"/> No | | | |
| | (2) Borrow money from, lend money to, or otherwise extend credit to (or accept it from) a disqualified person? <input type="checkbox"/> Yes <input checked="" type="checkbox"/> No | | | |
| | (3) Furnish goods, services, or facilities to (or accept them from) a disqualified person? <input checked="" type="checkbox"/> Yes <input type="checkbox"/> No | | | |
| | (4) Pay compensation to, or pay or reimburse the expenses of, a disqualified person? <input checked="" type="checkbox"/> Yes <input type="checkbox"/> No | | | |
| | (5) Transfer any income or assets to a disqualified person (or make any of either available for the benefit or use of a disqualified person)? <input type="checkbox"/> Yes <input checked="" type="checkbox"/> No | | | |
| | (6) Agree to pay money or property to a government official? (Exception. Check "No" if the foundation agreed to make a grant to or to employ the official for a period after termination of government service, if terminating within 90 days). <input type="checkbox"/> Yes <input checked="" type="checkbox"/> No | | | |
| b | If any answer is "Yes" to 1a(1)–(6), did any of the acts fail to qualify under the exceptions described in Regulations section 53.4941(d)-3 or in a current notice regarding disaster assistance (see instructions)? <input type="checkbox"/> Organizations relying on a current notice regarding disaster assistance check here. <input checked="" type="checkbox"/> | 1b | | No |
| c | Did the foundation engage in a prior year in any of the acts described in 1a, other than excepted acts, that were not corrected before the first day of the tax year beginning in 2014? <input type="checkbox"/> | 1c | | No |
| 2 | Taxes on failure to distribute income (section 4942) (does not apply for years the foundation was a private operating foundation defined in section 4942(j)(3) or 4942(j)(5)) | | | |
| a | At the end of tax year 2014, did the foundation have any undistributed income (lines 6d and 6e, Part XIII) for tax year(s) beginning before 2014? <input type="checkbox"/> Yes <input checked="" type="checkbox"/> No If "Yes," list the years <u>20</u> , <u>20</u> , <u>20</u> , <u>20</u> | | | |
| b | Are there any years listed in 2a for which the foundation is not applying the provisions of section 4942(a)(2) (relating to incorrect valuation of assets) to the year's undistributed income? (If applying section 4942(a)(2) to all years listed, answer "No" and attach statement—see instructions). <input type="checkbox"/> | 2b | | No |
| c | If the provisions of section 4942(a)(2) are being applied to any of the years listed in 2a, list the years here <u>20</u> , <u>20</u> , <u>20</u> , <u>20</u> | | | |
| 3a | Did the foundation hold more than a 2% direct or indirect interest in any business enterprise at any time during the year? <input type="checkbox"/> Yes <input checked="" type="checkbox"/> No | | | |
| b | If "Yes," did it have excess business holdings in 2014 as a result of (1) any purchase by the foundation or disqualified persons after May 26, 1969, (2) the lapse of the 5-year period (or longer period approved by the Commissioner under section 4943(c)(7)) to dispose of holdings acquired by gift or bequest, or (3) the lapse of the 10-, 15-, or 20-year first phase holding period? (<i>Use Schedule C, Form 4720, to determine if the foundation had excess business holdings in 2014.</i>) <input type="checkbox"/> | 3b | | |
| 4a | Did the foundation invest during the year any amount in a manner that would jeopardize its charitable purposes? | 4a | | No |
| b | Did the foundation make any investment in a prior year (but after December 31, 1969) that could jeopardize its charitable purpose that had not been removed from jeopardy before the first day of the tax year beginning in 2014? | 4b | | No |

Part VII-B

Statements Regarding Activities for Which Form 4720 May Be Required (continued)

| | | | | |
|----|--|---|----|----|
| 5a | During the year did the foundation pay or incur any amount to | | | |
| | (1) Carry on propaganda, or otherwise attempt to influence legislation (section 4945(e))? | <input type="checkbox"/> Yes <input checked="" type="checkbox"/> No | | |
| | (2) Influence the outcome of any specific public election (see section 4955), or to carry on, directly or indirectly, any voter registration drive? | <input type="checkbox"/> Yes <input checked="" type="checkbox"/> No | | |
| | (3) Provide a grant to an individual for travel, study, or other similar purposes? | <input type="checkbox"/> Yes <input checked="" type="checkbox"/> No | | |
| | (4) Provide a grant to an organization other than a charitable, etc , organization described in section 4945(d)(4)(A)? (see instructions). | <input type="checkbox"/> Yes <input checked="" type="checkbox"/> No | | |
| | (5) Provide for any purpose other than religious, charitable, scientific, literary, or educational purposes, or for the prevention of cruelty to children or animals? | <input type="checkbox"/> Yes <input checked="" type="checkbox"/> No | | |
| b | If any answer is "Yes" to 5a(1)–(5), did any of the transactions fail to qualify under the exceptions described in Regulations section 53.4945 or in a current notice regarding disaster assistance (see instructions)? | | 5b | |
| | Organizations relying on a current notice regarding disaster assistance check here. | <input checked="" type="checkbox"/> | | |
| c | If the answer is "Yes" to question 5a(4), does the foundation claim exemption from the tax because it maintained expenditure responsibility for the grant? | <input type="checkbox"/> Yes <input type="checkbox"/> No | | |
| | If "Yes," attach the statement required by Regulations section 53.4945–5(d). | | | |
| 6a | Did the foundation, during the year, receive any funds, directly or indirectly, to pay premiums on a personal benefit contract? | <input type="checkbox"/> Yes <input checked="" type="checkbox"/> No | | |
| b | Did the foundation, during the year, pay premiums, directly or indirectly, on a personal benefit contract? | | 6b | No |
| | If "Yes" to 6b, file Form 8870. | | | |
| 7a | At any time during the tax year, was the foundation a party to a prohibited tax shelter transaction? | <input type="checkbox"/> Yes <input checked="" type="checkbox"/> No | | |
| b | If yes, did the foundation receive any proceeds or have any net income attributable to the transaction? | | 7b | |

Part VIII

Information About Officers, Directors, Trustees, Foundation Managers, Highly Paid Employees, and Contractors

| | | | | |
|--|---|---|---|---------------------------------------|
| 1 List all officers, directors, trustees, foundation managers and their compensation (see instructions). | | | | |
| (a) Name and address | (b) Title, and average hours per week devoted to position | (c) Compensation (If not paid, enter -0-) | (d) Contributions to employee benefit plans and deferred compensation | (e) Expense account, other allowances |
| JOANN E AALFS | TRUSTEE | 17,500 | | |
| 8 EDGEWOOD TERRACE | 1 | | | |
| NORTHAMPTON, MA 01060 | | | | |
| MARVIN J PERTZIK | TRUSTEE | 17,500 | | |
| 2221 FORD PKWY STE 204 | 1 | | | |
| ST PAUL, MN 55116 | | | | |
| WELLS FARGO NA DBA ABBOT DOWNING | TRUSTEE | 196,451 | | |
| 90 S 7TH STREET SUITE 5300 | 4 | | | |
| MINNEAPOLIS, MN 55479 | | | | |
| 2 Compensation of five highest-paid employees (other than those included on line 1—see instructions). If none, enter "NONE." | | | | |
| (a) Name and address of each employee paid more than \$50,000 | (b) Title, and average hours per week devoted to position | (c) Compensation | (d) Contributions to employee benefit plans and deferred compensation | (e) Expense account, other allowances |
| NONE | | | | |
| | | | | |
| | | | | |
| | | | | |
| | | | | |
| | | | | |
| | | | | |
| | | | | |
| | | | | |
| | | | | |
| Total number of other employees paid over \$50,000. | | | | 0 |

Part VIII

Information About Officers, Directors, Trustees, Foundation Managers, Highly Paid Employees, and Contractors (continued)

| 3 Five highest-paid independent contractors for professional services (see instructions). If none, enter "NONE". | | |
|--|---------------------|------------------|
| (a) Name and address of each person paid more than \$50,000 | (b) Type of service | (c) Compensation |
| NONE | | |
| | | |
| | | |
| | | |
| | | |
| | | |
| | | |
| | | |
| | | |
| Total number of others receiving over \$50,000 for professional services. | | 0 |

Part IX-A

Summary of Direct Charitable Activities

| List the foundation's four largest direct charitable activities during the tax year. Include relevant statistical information such as the number of organizations and other beneficiaries served, conferences convened, research papers produced, etc | Expenses |
|---|----------|
| 1 | |
| 2 | |
| 3 | |
| 4 | |

Part IX-B

Summary of Program-Related Investments (see instructions)

| Describe the two largest program-related investments made by the foundation during the tax year on lines 1 and 2 | Amount |
|--|--------|
| 1 | |
| | |
| | |
| 2 | |
| | |
| | |
| All other program-related investments. See instructions. | |
| 3 | |
| | |
| | |
| Total. Add lines 1 through 3. | |

Part X

Minimum Investment Return (All domestic foundations must complete this part. Foreign foundations, see instructions.)

| | | | |
|---|--|----|------------|
| 1 | Fair market value of assets not used (or held for use) directly in carrying out charitable, etc , purposes | | |
| a | Average monthly fair market value of securities. | 1a | 30,998,941 |
| b | Average of monthly cash balances. | 1b | 2,844,158 |
| c | Fair market value of all other assets (see instructions). | 1c | 0 |
| d | Total (add lines 1a, b, and c). | 1d | 33,843,099 |
| e | Reduction claimed for blockage or other factors reported on lines 1a and 1c (attach detailed explanation). | 1e | 0 |
| 2 | Acquisition indebtedness applicable to line 1 assets. | 2 | 0 |
| 3 | Subtract line 2 from line 1d. | 3 | 33,843,099 |
| 4 | Cash deemed held for charitable activities Enter 1 1/2% of line 3 (for greater amount, see instructions). | 4 | 507,646 |
| 5 | Net value of noncharitable-use assets. Subtract line 4 from line 3 Enter here and on Part V, line 4 | 5 | 33,335,453 |
| 6 | Minimum investment return. Enter 5% of line 5. | 6 | 1,666,773 |

Part XI

Distributable Amount (see instructions) (Section 4942(j)(3) and (j)(5) private operating foundations and certain foreign organizations check here ☐ and do not complete this part.)

| | | | |
|----|---|----|-----------|
| 1 | Minimum investment return from Part X, line 6. | 1 | 1,666,773 |
| 2a | Tax on investment income for 2014 from Part VI, line 5. | 2a | 21,026 |
| b | Income tax for 2014 (This does not include the tax from Part VI). | 2b | |
| c | Add lines 2a and 2b. | 2c | 21,026 |
| 3 | Distributable amount before adjustments Subtract line 2c from line 1. | 3 | 1,645,747 |
| 4 | Recoveries of amounts treated as qualifying distributions. | 4 | 0 |
| 5 | Add lines 3 and 4. | 5 | 1,645,747 |
| 6 | Deduction from distributable amount (see instructions). | 6 | 0 |
| 7 | Distributable amount as adjusted Subtract line 6 from line 5 Enter here and on Part XIII, line 1. | 7 | 1,645,747 |

Part XII

Qualifying Distributions (see instructions)

| | | | |
|--|--|----|-----------|
| 1 | Amounts paid (including administrative expenses) to accomplish charitable, etc , purposes | | |
| a | Expenses, contributions, gifts, etc —total from Part I, column (d), line 26. | 1a | 1,578,742 |
| b | Program-related investments—total from Part IX-B. | 1b | 0 |
| 2 | Amounts paid to acquire assets used (or held for use) directly in carrying out charitable, etc , purposes. | 2 | 0 |
| 3 | Amounts set aside for specific charitable projects that satisfy the | | |
| a | Suitability test (prior IRS approval required). | 3a | 0 |
| b | Cash distribution test (attach the required schedule). | 3b | 0 |
| 4 | Qualifying distributions. Add lines 1a through 3b Enter here and on Part V, line 8, and Part XIII, line 4 | 4 | 1,578,742 |
| 5 | Foundations that qualify under section 4940(e) for the reduced rate of tax on net investment income Enter 1% of Part I, line 27b (see instructions). | 5 | 0 |
| 6 | Adjusted qualifying distributions. Subtract line 5 from line 4. | 6 | 1,578,742 |
| Note: The amount on line 6 will be used in Part V, column (b), in subsequent years when calculating whether the foundation qualifies for the section 4940(e) reduction of tax in those years | | | |

Part XIII

Undistributed Income (see instructions)

| | (a) Corpus | (b) Years prior to 2013 | (c) 2013 | (d) 2014 |
|---|---------------|----------------------------|-------------|-------------|
| 1 Distributable amount for 2014 from Part XI, line 7 | | | | 1,645,747 |
| 2 Undistributed income, if any, as of the end of 2014 | | | | |
| a Enter amount for 2013 only. | | | 0 | |
| b Total for prior years 2012 , 20____ , 20____ | | 0 | | |
| 3 Excess distributions carryover, if any, to 2014 | | | | |
| a From 2009. | | | | 0 |
| b From 2010. | | | | 0 |
| c From 2011. | | | | 0 |
| d From 2012. | | | | 1,835 |
| e From 2013. | | | | 0 |
| f Total of lines 3a through e. | 1,835 | | | |
| 4 Qualifying distributions for 2014 from Part XII, line 4 ▶ \$ 1,578,742 | | | | |
| a Applied to 2013, but not more than line 2a | | | 0 | |
| b Applied to undistributed income of prior years (Election required—see instructions). | | 0 | | |
| c Treated as distributions out of corpus (Election required—see instructions). | 0 | | | |
| d Applied to 2014 distributable amount. | | | | 1,578,742 |
| e Remaining amount distributed out of corpus | 0 | | | |
| 5 Excess distributions carryover applied to 2014 (If an amount appears in column (d), the same amount must be shown in column (a).) | 1,835 | | | 1,835 |
| 6 Enter the net total of each column as indicated below: | | | | |
| a Corpus Add lines 3f, 4c, and 4e Subtract line 5 | 0 | | | |
| b Prior years' undistributed income Subtract line 4b from line 2b. | | 0 | | |
| c Enter the amount of prior years' undistributed income for which a notice of deficiency has been issued, or on which the section 4942(a) tax has been previously assessed. | | 0 | | |
| d Subtract line 6c from line 6b Taxable amount—see instructions | | 0 | | |
| e Undistributed income for 2013 Subtract line 4a from line 2a Taxable amount—see instructions | | | 0 | |
| f Undistributed income for 2014 Subtract lines 4d and 5 from line 1 This amount must be distributed in 2015 | | | | 65,170 |
| 7 Amounts treated as distributions out of corpus to satisfy requirements imposed by section 170(b)(1)(F) or 4942(g)(3) (Election may be required - see instructions). | 0 | | | |
| 8 Excess distributions carryover from 2009 not applied on line 5 or line 7 (see instructions). . . . | 0 | | | |
| 9 Excess distributions carryover to 2015. Subtract lines 7 and 8 from line 6a | 0 | | | |
| 10 Analysis of line 9 | | | | |
| a Excess from 2010. . . . | | | | 0 |
| b Excess from 2011. . . . | | | | 0 |
| c Excess from 2012. . . . | | | | 0 |
| d Excess from 2013. . . . | | | | 0 |
| e Excess from 2014. . . . | | | | 0 |

Part XIV

4942(j)(3) or 4942(j)(5)

3

Part XV

1

2

| Time | 11 | 12 | 13 | 14 | 15 | 16 | 17 | 18 | 19 | 20 | 21 | 22 | 23 | 24 | 25 | 26 | 27 | 28 | 29 | 30 | 31 | 32 | 33 | 34 | 35 | 36 | 37 | 38 | 39 | 40 | 41 | 42 | 43 | 44 | 45 | 46 | 47 | 48 | 49 | 50 | 51 | 52 | 53 | 54 | 55 | 56 | 57 | 58 | 59 | 60 | 61 | 62 | 63 | 64 | 65 | 66 | 67 | 68 | 69 | 70 | 71 | 72 | 73 | 74 | 75 | 76 | 77 | 78 | 79 | 80 | 81 | 82 | 83 | 84 | 85 | 86 | 87 | 88 | 89 | 90 | 91 | 92 | 93 | 94 | 95 | 96 | 97 | 98 | 99 | 100 |
|------|----|----|----|----|----|----|----|----|----|----|----|----|----|----|----|----|----|----|----|----|----|----|----|----|----|----|----|----|----|----|----|----|----|----|----|----|----|----|----|----|----|----|----|----|----|----|----|----|----|----|----|----|----|----|----|----|----|----|----|----|----|----|----|----|----|----|----|----|----|----|----|----|----|----|----|----|----|----|----|----|----|----|----|----|----|----|----|----|----|-----|
| Time | 11 | 12 | 13 | 14 | 15 | 16 | 17 | 18 | 19 | 20 | 21 | 22 | 23 | 24 | 25 | 26 | 27 | 28 | 29 | 30 | 31 | 32 | 33 | 34 | 35 | 36 | 37 | 38 | 39 | 40 | 41 | 42 | 43 | 44 | 45 | 46 | 47 | 48 | 49 | 50 | 51 | 52 | 53 | 54 | 55 | 56 | 57 | 58 | 59 | 60 | 61 | 62 | 63 | 64 | 65 | 66 | 67 | 68 | 69 | 70 | 71 | 72 | 73 | 74 | 75 | 76 | 77 | 78 | 79 | 80 | 81 | 82 | 83 | 84 | 85 | 86 | 87 | 88 | 89 | 90 | 91 | 92 | 93 | 94 | 95 | 96 | 97 | 98 | 99 | 100 |

Part XV

Supplementary Information (continued)

3 Grants and Contributions Paid During the Year or Approved for Future Payment

| Recipient | If recipient is an individual, show any relationship to any foundation manager or substantial contributor | Foundation status of recipient | Purpose of grant or contribution | Amount |
|---|---|--------------------------------|----------------------------------|-----------|
| Name and address (home or business) | | | | |
| a Paid during the year See Additional Data Table | | | | |
| Total | | | 3a | 1,494,503 |
| b Approved for future payment | | | | |
| Total | | | 3b | |

Enter gross amounts unless otherwise indicated

Part XVI-B Relationship of Activities to the Accomplishment of Exempt Purposes

Form **990-PF** (2014)

| | | | | |
|--|--|--------------|------------|-----------|
| 1 Did the organization directly or indirectly engage in any of the following with any other organization described in section 501(c) of the Code (other than section 501(c)(3) organizations) or in section 527, relating to political organizations? | | | Yes | No |
| a Transfers from the reporting foundation to a noncharitable exempt organization of | | | | |
| (1) Cash. | | 1a(1) | | No |
| (2) Other assets. | | 1a(2) | | No |
| b Other transactions | | | | |
| (1) Sales of assets to a noncharitable exempt organization. | | 1b(1) | | No |
| (2) Purchases of assets from a noncharitable exempt organization. | | 1b(2) | | No |
| (3) Rental of facilities, equipment, or other assets. | | 1b(3) | | No |
| (4) Reimbursement arrangements. | | 1b(4) | | No |
| (5) Loans or loan guarantees. | | 1b(5) | | No |
| (6) Performance of services or membership or fundraising solicitations. | | 1b(6) | | No |
| c Sharing of facilities, equipment, mailing lists, other assets, or paid employees. | | 1c | | No |
| d If the answer to any of the above is "Yes," complete the following schedule. Column (b) should always show the fair market value of the goods, other assets, or services given by the reporting foundation. If the foundation received less than fair market value in any transaction or sharing arrangement, show in column (d) the value of the goods, other assets, or services received | | | | |

[illegible]

2a Is the foundation directly or indirectly affiliated with, or related to, one or more tax-exempt organizations described in section 501(c) of the Code (other than section 501(c)(3)) or in section 527? . . . ☐ Yes ☒ No

| b If "Yes," complete the following schedule | | |
|---|--------------------------|---------------------------------|
| (a) Name of organization | (b) Type of organization | (c) Description of relationship |
| | | |
| | | |
| | | |
| | | |

Under penalties of perjury, I declare that I have examined this return, including accompanying schedules and statements, and to the best of my knowledge and belief, it is true, correct, and complete. Declaration of preparer (other than taxpayer) is based on all information of which preparer has any knowledge.

| | | | | |
|------------------|--|---------------|----------------|--|
| Sign Here | ***** | 2015-06-08 | ***** | <div style="border: 1px solid black; padding: 5px;"> May the IRS discuss this return with the preparer shown below (see instr)? <input type="checkbox"/> Yes <input type="checkbox"/> No </div> |
| | _____ Signature of officer or trustee | _____ Date | _____ Title | |

| | | | | | |
|---------------------------------------|---|----------------------|------|---|------|
| Paid Preparer Use Only | Print/Type preparer's name | Preparer's Signature | Date | Check if self-employed <input type="checkbox"/> | PTIN |
| | Firm's name <input type="checkbox"/> | | | Firm's EIN <input type="checkbox"/> | |
| | Firm's address <input type="checkbox"/> | | | Phone no | |

Form 990PF Part IV - Capital Gains and Losses for Tax on Investment Income - Columns a - d

| (a) List and describe the kind(s) of property sold (e g , real estate, 2-story brick warehouse, or common stock, 200 shs MLC Co) | (b) How acquired P—Purchase D—Donation | (c) Date acquired (mo , day, yr) | (d) Date sold (mo , day, yr) |
|---|--|--------------------------------------|----------------------------------|
| 477 AIR METHODS CORP COM | | 2013-09-12 | 2014-04-11 |
| 802 ALLISON TRANSMISSION HOLDINGS | | 2012-10-01 | 2014-04-11 |
| 552 AMERICAN EXPRESS CO COM | | 2010-08-17 | 2014-04-09 |
| 2324 AMERICAN EXPRESS CO COM | | 2010-10-14 | 2015-02-18 |
| 13716 BG GROUP PLC- SPON ADR ISIN US0554342032 | | 2014-11-11 | 2014-12-22 |
| 306 99918 CNO FINANCIAL GROUP INC | | 2014-01-17 | 2014-04-11 |
| 830 00082 CNO FINANCIAL GROUP INC | | 2014-01-17 | 2014-04-11 |
| 803 CSG SYS INTL INC COM | | 2014-01-16 | 2014-04-11 |
| 1022 CIVEO CORP | | 2012-06-26 | 2014-10-07 |
| 4908 COACH INC COM W/RTS ATTACHED EXP 5/2/2011 | | 2013-10-17 | 2014-10-07 |

Form 990PF Part IV - Capital Gains and Losses for Tax on Investment Income - Columns e - h

| (e) Gross sales price | (f) Depreciation allowed (or allowable) | (g) Cost or other basis plus expense of sale | (h) Gain or (loss) (e) plus (f) minus (g) |
|-----------------------|--|---|--|
| 24,123 | | 19,918 | 4,205 |
| 23,083 | | 16,085 | 6,998 |
| 47,965 | | 23,140 | 24,825 |
| 184,848 | | 93,895 | 90,953 |
| 188,340 | | 259,633 | -71,293 |
| 5,265 | | 5,606 | -341 |
| 14,234 | | 15,156 | -922 |
| 21,377 | | 24,640 | -3,263 |
| 13,022 | | 13,427 | -405 |
| 168,984 | | 267,582 | -98,598 |

Form 990PF Part IV - Capital Gains and Losses for Tax on Investment Income - Columns i - l

| Complete only for assets showing gain in column (h) and owned by the foundation on 12/31/69 | | | (l) Gains (Col (h) gain minus col (k), but not less than -0-) or Losses (from col (h)) |
|---|--------------------------------------|---|---|
| (i) F M V as of 12/31/69 | (j) Adjusted basis as of 12/31/69 | (k) Excess of col (i) over col (j), if any | |
| | | | 4,205 |
| | | | 6,998 |
| | | | 24,825 |
| | | | 90,953 |
| | | | -71,293 |
| | | | -341 |
| | | | -922 |
| | | | -3,263 |
| | | | -405 |
| | | | -98,598 |

Form 990PF Part IV - Capital Gains and Losses for Tax on Investment Income - Columns a - d

| (a) List and describe the kind(s) of property sold (e g , real estate, 2-story brick warehouse, or common stock, 200 shs MLC Co) | (b) How acquired P—Purchase D—Donation | (c) Date acquired (mo , day, yr) | (d) Date sold (mo , day, yr) |
|---|--|--------------------------------------|----------------------------------|
| 995 COLGATE-PALMOLIVE CO COM | | 2013-03-22 | 2014-12-03 |
| 430 DENTSPLY INTL INC NEW COM | | 2011-08-04 | 2014-04-11 |
| 350000 FED HOME LN BK 1 750% 10/29/14 | | 2013-10-31 | 2014-10-29 |
| 275000 FED HOME LN BK 0 250% 1/16/15 | | 2012-12-04 | 2015-01-16 |
| 250000 VR FED HOME LN BK 1 000% 2/22/23 | | 2013-01-29 | 2014-08-22 |
| 500000 VR FED HOME LN BK 1 250% 4/17/23 | | 2013-03-20 | 2015-01-17 |
| 500000 FED FARM CREDIT BK 2 790% 11/12/20 | | 2013-11-12 | 2014-11-12 |
| 500000 FED FARM CREDIT BK 2 350% 12/17/19 | | 2014-09-10 | 2014-12-17 |
| 500000 VR FED HOME LN MTG 0 600% 6/06/17 | | 2013-12-04 | 2014-12-06 |
| 500000 VR FED HOME LN MTG 0 625% 6/20/17 | | 2013-12-04 | 2014-12-20 |

Form 990PF Part IV - Capital Gains and Losses for Tax on Investment Income - Columns e - h

| (e) Gross sales price | (f) Depreciation allowed (or allowable) | (g) Cost or other basis plus expense of sale | (h) Gain or (loss) (e) plus (f) minus (g) |
|-----------------------|--|---|--|
| 68,572 | | 57,058 | 11,514 |
| 19,241 | | 14,393 | 4,848 |
| 350,000 | | 355,415 | -5,415 |
| 275,000 | | 274,698 | 302 |
| 250,000 | | 249,750 | 250 |
| 500,000 | | 500,000 | |
| 500,000 | | 499,000 | 1,000 |
| 500,000 | | 500,000 | |
| 500,000 | | 499,750 | 250 |
| 500,000 | | 500,000 | |

Form 990PF Part IV - Capital Gains and Losses for Tax on Investment Income - Columns i - l

| Complete only for assets showing gain in column (h) and owned by the foundation on 12/31/69 | | | (l) Gains (Col (h) gain minus col (k), but not less than -0-) or Losses (from col (h)) |
|---|--------------------------------------|---|---|
| (i) F M V as of 12/31/69 | (j) Adjusted basis as of 12/31/69 | (k) Excess of col (i) over col (j), if any | |
| | | | 11,514 |
| | | | 4,848 |
| | | | -5,415 |
| | | | 302 |
| | | | 250 |
| | | | |
| | | | 1,000 |
| | | | |
| | | | 250 |
| | | | |

Form 990PF Part IV - Capital Gains and Losses for Tax on Investment Income - Columns a - d

| (a) List and describe the kind(s) of property sold (e g , real estate, 2-story brick warehouse, or common stock, 200 shs MLC Co) | (b) How acquired P—Purchase D—Donation | (c) Date acquired (mo , day, yr) | (d) Date sold (mo , day, yr) |
|---|--|--------------------------------------|----------------------------------|
| 500000 FED HOME LN MTG CORP 2 020% 9/24/19 | | 2014-12-22 | 2015-03-24 |
| 500000 FED NATL MTG ASSN 1 125% 9/06/17 | | 2013-02-15 | 2014-06-06 |
| 607 GNC HOLDINGS INC | | 2014-02-14 | 2014-04-11 |
| 904 GENTEX CORP COM | | 2012-07-25 | 2014-04-11 |
| 221 GENTEX CORP COM | | 2013-08-02 | 2014-04-11 |
| 1148 GENTHERM INC | | 2013-06-13 | 2014-04-11 |
| 1125 GENTHERM INC | | 2013-06-13 | 2014-04-24 |
| 354 GENTHERM INC | | 2013-06-11 | 2014-07-29 |
| 145 GENTHERM INC | | 2013-06-10 | 2014-07-30 |
| 147 GENTHERM INC | | 2013-06-10 | 2014-07-31 |

Form 990PF Part IV - Capital Gains and Losses for Tax on Investment Income - Columns e - h

| (e) Gross sales price | (f) Depreciation allowed (or allowable) | (g) Cost or other basis plus expense of sale | (h) Gain or (loss) (e) plus (f) minus (g) |
|-----------------------|--|---|--|
| 500,000 | | 499,925 | 75 |
| 500,000 | | 500,610 | -610 |
| 26,793 | | 27,757 | -964 |
| 25,465 | | 18,331 | 7,134 |
| 6,225 | | 5,143 | 1,082 |
| 38,927 | | 21,550 | 17,377 |
| 41,872 | | 20,833 | 21,039 |
| 16,065 | | 6,487 | 9,578 |
| 6,286 | | 2,629 | 3,657 |
| 6,171 | | 2,666 | 3,505 |

Form 990PF Part IV - Capital Gains and Losses for Tax on Investment Income - Columns i - l

| Complete only for assets showing gain in column (h) and owned by the foundation on 12/31/69 | | | (l) Gains (Col (h) gain minus col (k), but not less than -0-) or Losses (from col (h)) |
|---|--------------------------------------|---|---|
| (i) F M V as of 12/31/69 | (j) Adjusted basis as of 12/31/69 | (k) Excess of col (i) over col (j), if any | |
| | | | 75 |
| | | | -610 |
| | | | -964 |
| | | | 7,134 |
| | | | 1,082 |
| | | | 17,377 |
| | | | 21,039 |
| | | | 9,578 |
| | | | 3,657 |
| | | | 3,505 |

Form 990PF Part IV - Capital Gains and Losses for Tax on Investment Income - Columns a - d

| (a) List and describe the kind(s) of property sold (e g , real estate, 2-story brick warehouse, or common stock, 200 shs MLC Co) | (b) How acquired P—Purchase D—Donation | (c) Date acquired (mo , day, yr) | (d) Date sold (mo , day, yr) |
|---|--|--------------------------------------|----------------------------------|
| 72 GENTHERM INC | | 2013-06-10 | 2014-08-01 |
| 362 GEOSPACE TECHNOLOGIES CORP | | 2013-05-24 | 2014-04-11 |
| 209 GEOSPACE TECHNOLOGIES CORP | | 2013-05-23 | 2014-06-19 |
| 137 GEOSPACE TECHNOLOGIES CORP | | 2013-05-23 | 2014-06-20 |
| 638 GEOSPACE TECHNOLOGIES CORP | | 2013-06-28 | 2014-12-29 |
| 95 GEOSPACE TECHNOLOGIES CORP | | 2013-06-27 | 2014-12-30 |
| 33 GEOSPACE TECHNOLOGIES CORP | | 2014-11-26 | 2014-12-30 |
| 407 GLOBAL PMTS INC COM W/RIGHTS ATTACHED EXP 1/26/2011 | | 2010-04-08 | 2014-04-11 |
| 259 GLOBAL PMTS INC COM W/RIGHTS ATTACHED EXP 1/26/2011 | | 2010-04-08 | 2014-10-07 |
| 311 GRACO INC COM W/RIGHTS ATTACHED EXP 3/29/2010 | | 2011-10-04 | 2014-04-11 |

Form 990PF Part IV - Capital Gains and Losses for Tax on Investment Income - Columns e - h

| (e) Gross sales price | (f) Depreciation allowed (or allowable) | (g) Cost or other basis plus expense of sale | (h) Gain or (loss) (e) plus (f) minus (g) |
|-----------------------|--|---|--|
| 3,107 | | 1,306 | 1,801 |
| 21,713 | | 31,250 | -9,537 |
| 11,717 | | 17,886 | -6,169 |
| 7,395 | | 11,724 | -4,329 |
| 17,559 | | 45,634 | -28,075 |
| 2,626 | | 6,504 | -3,878 |
| 912 | | 931 | -19 |
| 26,906 | | 17,827 | 9,079 |
| 19,635 | | 11,344 | 8,291 |
| 22,712 | | 10,012 | 12,700 |

Form 990PF Part IV - Capital Gains and Losses for Tax on Investment Income - Columns i - l

| Complete only for assets showing gain in column (h) and owned by the foundation on 12/31/69 | | | (l) Gains (Col (h) gain minus col (k), but not less than -0-) or Losses (from col (h)) |
|---|--------------------------------------|---|---|
| (i) F M V as of 12/31/69 | (j) Adjusted basis as of 12/31/69 | (k) Excess of col (i) over col (j), if any | |
| | | | 1,801 |
| | | | -9,537 |
| | | | -6,169 |
| | | | -4,329 |
| | | | -28,075 |
| | | | -3,878 |
| | | | -19 |
| | | | 9,079 |
| | | | 8,291 |
| | | | 12,700 |

Form 990PF Part IV - Capital Gains and Losses for Tax on Investment Income - Columns a - d

| (a) List and describe the kind(s) of property sold (e g , real estate, 2-story brick warehouse, or common stock, 200 shs MLC Co) | (b) How acquired P—Purchase D—Donation | (c) Date acquired (mo , day, yr) | (d) Date sold (mo , day, yr) |
|---|--|--------------------------------------|----------------------------------|
| 978 INTERCONTINENTAL EXCHANGE, INC | | 2011-04-06 | 2014-06-02 |
| 3073 IRIDIUM COMMUNICATIONS INC | | 2013-05-03 | 2014-04-11 |
| 8032 ISHARES MSCI EMU ETF | | 2014-01-28 | 2014-12-11 |
| 1493 ISHARES SELECT DIVIDEND ETF | | 2012-10-12 | 2014-05-28 |
| 272 ISHARES 1-3 YEAR TREASURY BOND | | 2013-03-25 | 2014-04-11 |
| 91 ISHARES 1-3 YEAR TREASURY BOND | | 2014-03-07 | 2014-04-11 |
| 12 ISHARES 1-3 YEAR TREASURY BOND | | 2012-10-30 | 2014-06-24 |
| 260 ISHARES 1-3 YEAR TREASURY BOND | | 2013-03-07 | 2014-06-24 |
| 411 ISHARES 1-3 YEAR TREASURY BOND | | 2013-10-15 | 2014-06-24 |
| 255 ISHARES 1-3 YEAR TREASURY BOND | | 2014-11-17 | 2014-11-26 |

Form 990PF Part IV - Capital Gains and Losses for Tax on Investment Income - Columns e - h

| (e) Gross sales price | (f) Depreciation allowed (or allowable) | (g) Cost or other basis plus expense of sale | (h) Gain or (loss) (e) plus (f) minus (g) |
|-----------------------|--|---|--|
| 190,013 | | 123,391 | 66,622 |
| 21,796 | | 21,260 | 536 |
| 301,253 | | 328,907 | -27,654 |
| 111,625 | | 80,804 | 30,821 |
| 22,993 | | 23,014 | -21 |
| 7,693 | | 7,683 | 10 |
| 1,014 | | 1,014 | |
| 21,959 | | 21,946 | 13 |
| 34,712 | | 34,689 | 23 |
| 21,606 | | 21,596 | 10 |

Form 990PF Part IV - Capital Gains and Losses for Tax on Investment Income - Columns i - l

| Complete only for assets showing gain in column (h) and owned by the foundation on 12/31/69 | | | (l) Gains (Col (h) gain minus col (k), but not less than -0-) or Losses (from col (h)) |
|---|--------------------------------------|---|---|
| (i) F M V as of 12/31/69 | (j) Adjusted basis as of 12/31/69 | (k) Excess of col (i) over col (j), if any | |
| | | | 66,622 |
| | | | 536 |
| | | | -27,654 |
| | | | 30,821 |
| | | | -21 |
| | | | 10 |
| | | | |
| | | | 13 |
| | | | 23 |
| | | | 10 |

Form 990PF Part IV - Capital Gains and Losses for Tax on Investment Income - Columns a - d

| (a) List and describe the kind(s) of property sold (e g , real estate, 2-story brick warehouse, or common stock, 200 shs MLC Co) | (b) How acquired P—Purchase D—Donation | (c) Date acquired (mo , day, yr) | (d) Date sold (mo , day, yr) |
|---|--|--------------------------------------|----------------------------------|
| 640 MASTEC INC COM | | 2012-12-07 | 2014-04-11 |
| 497 MCKESSON HBOC INC COM | | 2010-08-20 | 2014-06-16 |
| 553 MEDNAX INC | | 2008-07-30 | 2014-04-11 |
| 75 METTLER-TOLEDO INTL INC COM | | 2009-02-06 | 2014-04-11 |
| 224 METTLER-TOLEDO INTL INC COM | | 2009-02-06 | 2014-11-17 |
| 229 MORNINGSTAR INC | | 2008-12-01 | 2014-04-11 |
| 104 MORNINGSTAR INC | | 2008-12-02 | 2014-07-08 |
| 162 MORNINGSTAR INC | | 2008-12-02 | 2014-07-09 |
| 237 MORNINGSTAR INC | | 2008-12-02 | 2014-07-10 |
| 95 MORNINGSTAR INC | | 2008-11-24 | 2014-07-11 |

Form 990PF Part IV - Capital Gains and Losses for Tax on Investment Income - Columns e - h

| (e) Gross sales price | (f) Depreciation allowed (or allowable) | (g) Cost or other basis plus expense of sale | (h) Gain or (loss) (e) plus (f) minus (g) |
|-----------------------|--|---|--|
| 26,589 | | 15,133 | 11,456 |
| 90,823 | | 20,170 | 70,653 |
| 33,613 | | 13,031 | 20,582 |
| 16,813 | | 4,883 | 11,930 |
| 65,284 | | 14,027 | 51,257 |
| 16,718 | | 6,830 | 9,888 |
| 7,265 | | 3,073 | 4,192 |
| 11,171 | | 4,778 | 6,393 |
| 16,199 | | 6,982 | 9,217 |
| 6,506 | | 2,790 | 3,716 |

Form 990PF Part IV - Capital Gains and Losses for Tax on Investment Income - Columns i - l

| Complete only for assets showing gain in column (h) and owned by the foundation on 12/31/69 | | | (l) Gains (Col (h) gain minus col (k), but not less than -0-) or Losses (from col (h)) |
|---|--------------------------------------|---|---|
| (i) F M V as of 12/31/69 | (j) Adjusted basis as of 12/31/69 | (k) Excess of col (i) over col (j), if any | |
| | | | 11,456 |
| | | | 70,653 |
| | | | 20,582 |
| | | | 11,930 |
| | | | 51,257 |
| | | | 9,888 |
| | | | 4,192 |
| | | | 6,393 |
| | | | 9,217 |
| | | | 3,716 |

Form 990PF Part IV - Capital Gains and Losses for Tax on Investment Income - Columns a - d

| (a) List and describe the kind(s) of property sold (e g , real estate, 2-story brick warehouse, or common stock, 200 shs MLC Co) | (b) How acquired P—Purchase D—Donation | (c) Date acquired (mo , day, yr) | (d) Date sold (mo , day, yr) |
|---|--|--------------------------------------|----------------------------------|
| 86 MORNINGSTAR INC | | 2008-11-24 | 2014-07-14 |
| 468 NEUSTAR INC | | 2008-09-08 | 2014-04-11 |
| 226 NIKE INC CL B COM | | 2006-05-25 | 2014-04-09 |
| 172 OIL STATES INTERNATIONAL INC COM | | 2012-06-26 | 2014-04-11 |
| 911 ORBITAL SCIENCES CORP COM W/RIGHTS ATTAC | | 2011-10-04 | 2014-04-11 |
| 382 ORBITAL ATK INC | | 2011-10-04 | 2015-02-19 |
| 1407 PAYCHEX INC COM | | 2011-03-09 | 2014-12-03 |
| 511 PEPSICO INC COM | | 2014-04-09 | 2014-09-16 |
| 1319 PETSMART INC COM W/RTS ATTACHED EXP 08/2 | | 2013-09-11 | 2014-07-25 |
| 1506 PETSMART INC COM W/RTS ATTACHED EXP 08/2 | | 2013-09-11 | 2014-12-12 |

Form 990PF Part IV - Capital Gains and Losses for Tax on Investment Income - Columns e - h

| (e) Gross sales price | (f) Depreciation allowed (or allowable) | (g) Cost or other basis plus expense of sale | (h) Gain or (loss) (e) plus (f) minus (g) |
|-----------------------|--|---|--|
| 5,893 | | 2,526 | 3,367 |
| 12,973 | | 10,338 | 2,635 |
| 16,468 | | 4,485 | 11,983 |
| 16,407 | | 10,567 | 5,840 |
| 23,272 | | 11,492 | 11,780 |
| 25 | | 11 | 14 |
| 66,609 | | 46,996 | 19,613 |
| 46,900 | | 42,838 | 4,062 |
| 92,359 | | 96,153 | -3,794 |
| 117,678 | | 109,706 | 7,972 |

Form 990PF Part IV - Capital Gains and Losses for Tax on Investment Income - Columns i - l

| Complete only for assets showing gain in column (h) and owned by the foundation on 12/31/69 | | | (l) Gains (Col (h) gain minus col (k), but not less than -0-) or Losses (from col (h)) |
|---|--------------------------------------|---|---|
| (i) F M V as of 12/31/69 | (j) Adjusted basis as of 12/31/69 | (k) Excess of col (i) over col (j), if any | |
| | | | 3,367 |
| | | | 2,635 |
| | | | 11,983 |
| | | | 5,840 |
| | | | 11,780 |
| | | | 14 |
| | | | 19,613 |
| | | | 4,062 |
| | | | -3,794 |
| | | | 7,972 |

Form 990PF Part IV - Capital Gains and Losses for Tax on Investment Income - Columns a - d

| (a) List and describe the kind(s) of property sold (e g , real estate, 2-story brick warehouse, or common stock, 200 shs MLC Co) | (b) How acquired P—Purchase D—Donation | (c) Date acquired (mo , day, yr) | (d) Date sold (mo , day, yr) |
|---|--|--------------------------------------|----------------------------------|
| 303 PETSMA RT INC COM W/RTS ATTACHED EXP 08/2 | | 2014-05-27 | 2014-12-12 |
| 1248 PETSMA RT INC COM W/RTS ATTACHED EXP 08/2 | | 2014-05-27 | 2014-12-15 |
| 257 SPDR TR UNIT SER 1 | | 2014-04-09 | 2014-05-27 |
| 1124 SCHLUMBERGER LTD COM | | 2011-05-29 | 2014-10-14 |
| 748 SELECT COMFORT CORPORATION | | 2013-03-27 | 2014-04-11 |
| 353 SPECTRUM BRANDS HOLDINGS INC | | 2012-10-05 | 2014-04-11 |
| 192 SPECTRUM BRANDS HOLDINGS INC | | 2012-10-05 | 2014-10-07 |
| 11909 STAPLES INC COM W/INVISIBLE RTS TO PUR SHS UNDER CERTAIN | | 2013-03-22 | 2014-11-19 |
| 569 STARWOOD HOTELS & RESORTS WORLDWIDE | | 2011-08-15 | 2014-05-27 |
| 2216 STARWOOD HOTELS & RESORTS WORLDWIDE | | 2011-08-15 | 2015-02-09 |

Form 990PF Part IV - Capital Gains and Losses for Tax on Investment Income - Columns e - h

| (e) Gross sales price | (f) Depreciation allowed (or allowable) | (g) Cost or other basis plus expense of sale | (h) Gain or (loss) (e) plus (f) minus (g) |
|-----------------------|--|---|--|
| 23,676 | | 16,840 | 6,836 |
| 101,161 | | 69,359 | 31,802 |
| 49,155 | | 47,667 | 1,488 |
| 102,323 | | 95,905 | 6,418 |
| 12,903 | | 14,860 | -1,957 |
| 27,470 | | 14,478 | 12,992 |
| 17,119 | | 7,814 | 9,305 |
| 165,789 | | 141,005 | 24,784 |
| 44,951 | | 25,790 | 19,161 |
| 157,237 | | 100,440 | 56,797 |

Form 990PF Part IV - Capital Gains and Losses for Tax on Investment Income - Columns i - l

| Complete only for assets showing gain in column (h) and owned by the foundation on 12/31/69 | | | (l) Gains (Col (h) gain minus col (k), but not less than -0-) or Losses (from col (h)) |
|---|--------------------------------------|---|---|
| (i) F M V as of 12/31/69 | (j) Adjusted basis as of 12/31/69 | (k) Excess of col (i) over col (j), if any | |
| | | | 6,836 |
| | | | 31,802 |
| | | | 1,488 |
| | | | 6,418 |
| | | | -1,957 |
| | | | 12,992 |
| | | | 9,305 |
| | | | 24,784 |
| | | | 19,161 |
| | | | 56,797 |

Form 990PF Part IV - Capital Gains and Losses for Tax on Investment Income - Columns a - d

| (a) List and describe the kind(s) of property sold (e g , real estate, 2-story brick warehouse, or common stock, 200 shs MLC Co) | (b) How acquired P—Purchase D—Donation | (c) Date acquired (mo , day, yr) | (d) Date sold (mo , day, yr) |
|---|--|--------------------------------------|----------------------------------|
| 1241 STEEL DYNAMICS INC COM | | 2010-09-28 | 2014-04-11 |
| 283 SYNTEL INC | | 2013-03-06 | 2014-04-11 |
| 1258 TCF FINL CORP COM W/RIGHTS ATTACHED EXP | | 2011-08-05 | 2014-04-11 |
| 3048 TEXAS INSTRS INC COM | | 2011-11-23 | 2014-05-27 |
| 418 THERMO ELECTRON CORP COM W/RTS ATTACHED EXP 01/29/2006 | | 2010-11-26 | 2014-04-09 |
| 226 TUPPERWARE CORP COM | | 2012-12-21 | 2014-04-11 |
| 314920 U S TREAS INFL IND 2 000% 7/15/14 | | 2004-07-27 | 2014-07-15 |
| 743 VCA ANTECH INC COM | | 2010-09-30 | 2014-04-11 |
| 330 VCA ANTECH INC COM | | 2010-09-30 | 2014-10-07 |
| 8519 VODAFONE GROUP PLC-SP ADR | | 2013-03-22 | 2014-08-11 |

Form 990PF Part IV - Capital Gains and Losses for Tax on Investment Income - Columns e - h

| (e) Gross sales price | (f) Depreciation allowed (or allowable) | (g) Cost or other basis plus expense of sale | (h) Gain or (loss) (e) plus (f) minus (g) |
|-----------------------|--|---|--|
| 22,623 | | 18,221 | 4,402 |
| 23,723 | | 16,580 | 7,143 |
| 19,598 | | 15,918 | 3,680 |
| 141,146 | | 89,850 | 51,296 |
| 49,109 | | 21,564 | 27,545 |
| 18,927 | | 14,631 | 4,296 |
| 314,920 | | 293,462 | 21,458 |
| 22,335 | | 19,505 | 2,830 |
| 12,898 | | 6,999 | 5,899 |
| 275,820 | | 442,356 | -166,536 |

Form 990PF Part IV - Capital Gains and Losses for Tax on Investment Income - Columns i - l

| Complete only for assets showing gain in column (h) and owned by the foundation on 12/31/69 | | | (l) Gains (Col (h) gain minus col (k), but not less than -0-) or Losses (from col (h)) |
|---|--------------------------------------|---|---|
| (i) F M V as of 12/31/69 | (j) Adjusted basis as of 12/31/69 | (k) Excess of col (i) over col (j), if any | |
| | | | 4,402 |
| | | | 7,143 |
| | | | 3,680 |
| | | | 51,296 |
| | | | 27,545 |
| | | | 4,296 |
| | | | 21,458 |
| | | | 2,830 |
| | | | 5,899 |
| | | | -166,536 |

Form 990PF Part IV - Capital Gains and Losses for Tax on Investment Income - Columns a - d

| (a) List and describe the kind(s) of property sold (e g , real estate, 2-story brick warehouse, or common stock, 200 shs MLC Co) | (b) How acquired P—Purchase D—Donation | (c) Date acquired (mo , day, yr) | (d) Date sold (mo , day, yr) |
|---|--|--------------------------------------|----------------------------------|
| 136 VODAFONE GROUP PLC-SP ADR | | 2014-05-28 | 2014-08-11 |
| 865 WAL MART STORES INC COM | | 2013-03-22 | 2014-12-03 |
| 234 WEX INC | | 2008-10-29 | 2014-04-11 |
| 423 ZEBRA TECHNOLOGIES CORP CL A COM | | 2002-06-07 | 2014-04-11 |
| 134 ZEBRA TECHNOLOGIES CORP CL A COM | | 2002-02-22 | 2014-06-19 |
| 152 ZEBRA TECHNOLOGIES CORP CL A COM | | 2014-04-24 | 2014-06-19 |
| 255 ZEBRA TECHNOLOGIES CORP CL A COM | | 2002-02-22 | 2015-03-11 |
| 36722 TESCO PLC 5P | | 2012-08-06 | 2014-12-19 |
| 4683 TRANSOCEAN LTD | | 2013-07-10 | 2014-11-10 |
| 6025 INDIVIOR PLC ORD NPV | | 2012-08-06 | 2015-01-07 |

Form 990PF Part IV - Capital Gains and Losses for Tax on Investment Income - Columns e - h

| (e) Gross sales price | (f) Depreciation allowed (or allowable) | (g) Cost or other basis plus expense of sale | (h) Gain or (loss) (e) plus (f) minus (g) |
|-----------------------|--|---|--|
| 4,403 | | 4,770 | -367 |
| 73,306 | | 64,027 | 9,279 |
| 20,923 | | 3,085 | 17,838 |
| 28,623 | | 9,851 | 18,772 |
| 10,547 | | 2,990 | 7,557 |
| 11,963 | | 10,534 | 1,429 |
| 22,246 | | 4,970 | 17,276 |
| 105,661 | | 142,810 | -37,149 |
| 137,226 | | 226,639 | -89,413 |
| 13,444 | | 3,752 | 9,692 |

Form 990PF Part IV - Capital Gains and Losses for Tax on Investment Income - Columns i - l

| Complete only for assets showing gain in column (h) and owned by the foundation on 12/31/69 | | | (l) Gains (Col (h) gain minus col (k), but not less than -0-) or Losses (from col (h)) |
|---|--------------------------------------|---|---|
| (i) F M V as of 12/31/69 | (j) Adjusted basis as of 12/31/69 | (k) Excess of col (i) over col (j), if any | |
| | | | -367 |
| | | | 9,279 |
| | | | 17,838 |
| | | | 18,772 |
| | | | 7,557 |
| | | | 1,429 |
| | | | 17,276 |
| | | | -37,149 |
| | | | -89,413 |
| | | | 9,692 |

Form 990PF Part IV - Capital Gains and Losses for Tax on Investment Income - Columns a - d

| | | | |
|---|--|--------------------------------------|----------------------------------|
| (a) List and describe the kind(s) of property sold (e g , real estate, 2-story brick warehouse, or common stock, 200 shs MLC Co) | (b) How acquired P—Purchase D—Donation | (c) Date acquired (mo , day, yr) | (d) Date sold (mo , day, yr) |
| CAPITAL GAIN DIVIDENDS | P | | |

Form 990PF Part IV - Capital Gains and Losses for Tax on Investment Income - Columns e - h

| | | | |
|-----------------------|--|---|--|
| (e) Gross sales price | (f) Depreciation allowed (or allowable) | (g) Cost or other basis plus expense of sale | (h) Gain or (loss) (e) plus (f) minus (g) |
| | | | 48,235 |


Form 990PF Part IV - Capital Gains and Losses for Tax on Investment Income - Columns i - l

| | | | |
|---|--------------------------------------|---|---|
| Complete only for assets showing gain in column (h) and owned by the foundation on 12/31/69 | | | (l) Gains (Col (h) gain minus col (k), but not less than -0-) or Losses (from col (h)) |
| (i) F M V as of 12/31/69 | (j) Adjusted basis as of 12/31/69 | (k) Excess of col (i) over col (j), if any | |
| | | | |

Form 990PF Part XV Line 3 - Grants and Contributions Paid During the Year or Approved for Future Payment

| Recipient | If recipient is an individual, show any relationship to any foundation manager or substantial contributor | Foundation status of recipient | Purpose of grant or contribution | Amount |
|--|---|--------------------------------|----------------------------------|-----------|
| Name and address (home or business) | | | | |
| a <i>Paid during the year</i> | | | | |
| BENNINGTON COLLEGE 1 COLLEGE DR BENNINGTON,VT 05201 | NONE | PC | GENERAL SUPPORT | 74,725 |
| CAMP FIRE USA BOYS AND GIRLS 4601 MADISON AVE KANSAS CITY,MO 64112 | NONE | PC | GENERAL SUPPORT | 74,725 |
| VASSAR COLLEGE ATTN DIRECTOR OF PLANNED GIVING 124 RAYMOND AVE BOX 14 POUGHKEEPSIE,NY 12604 | NONE | PC | GENERAL SUPPORT | 74,725 |
| PRINCETON UNIVERSITY 330 ALEXANDER STREET PRINCETON,NJ 08544 | NONE | PC | GENERAL SUPPORT | 74,725 |
| PRESBYTERIAN CHURCH FOUNDATION 200 EAST 12TH STREET JEFFERSONVILLE,IN 47130 | NONE | PC | GENERAL SUPPORT | 37,363 |
| AFS-USA Inc 198 MADISON AVE NEWYORK,NY 10016 | NONE | PC | GENERAL SUPPORT | 37,363 |
| CHILDRENS HOME SOCIETY OF MINNESOTA 1605 EUSTIS STREET ST PAUL,MN 551081219 | NONE | PC | GENERAL SUPPORT | 74,725 |
| YMCA OF GREATER ST PAUL 476 ROBERT ST N ST PAUL,MN 55101 | NONE | PC | GENERAL SUPPORT | 74,725 |
| HAMLIN UNIVERSITY ATTN LORI STANDAFER 1536 HEWITT AVENUE SAINT PAUL,MN 551041235 | NONE | PC | GENERAL SUPPORT | 37,363 |
| HOUSE OF HOPE PRESBYTERIAN CHURCH 797 SUMMIT AVE ST PAUL,MN 55105 | NONE | PC | GENERAL SUPPORT | 74,725 |
| CARLETON COLLEGE 1 NORTH COLLEGE STREET NORTHFIELD,MN 550574075 | NONE | PC | GENERAL SUPPORT | 74,725 |
| CHRIST EPISCOPAL CHURCH RED WING 5210 WEST AVE RED WING,MN 55066 | NONE | PC | GENERAL SUPPORT | 37,363 |
| WAYZATA COMMUNITY CHURCH 125 E WAYZATA BLVD WAYZATA,MN 55391 | NONE | PC | GENERAL SUPPORT | 74,725 |
| FIRST CHURCH OF CHRIST SCIENTIST 90 S SEVENTH STREET STE 5100 ST PAUL,MN 55402 | NONE | PC | GENERAL SUPPORT | 112,088 |
| ST PAUL ACADEMY AND SUMMIT SCHOOL 1712 RANDOLPH AVE ST PAUL,MN 551052194 | NONE | PC | GENERAL SUPPORT | 74,725 |
| Total  3a | | | | 1,494,503 |

Form 990PF Part XV Line 3 - Grants and Contributions Paid During the Year or Approved for Future Payment

| Recipient | If recipient is an individual, show any relationship to any foundation manager or substantial contributor | Foundation status of recipient | Purpose of grant or contribution | Amount |
|---|---|--------------------------------|--|-----------|
| Name and address (home or business) | | | | |
| a <i>Paid during the year</i> | | | | |
| PRESBYTERIAN HOMES INC 200 EAST 12TH AVE JEFFERSON,IN 47130 | NONE | PC | GENERAL SUPPORT | 74,725 |
| GREATER TWIN CITIES UNITED WAY 404 S EIGHTH ST MINNEAPOLIS,MN 55404 | NONE | PC | GENERAL SUPPORT | 74,725 |
| FIRST CONGREGATIONAL UNITED CHURCH OF CHRIST 255 W 10TH STREET DUBUQUE,IA 52001 | NONE | PC | GENERAL SUPPORT | 74,725 |
| MARY INSTITUTE 101 NORTH WARSON ROAD ST LOUIS,MO 63124 | NONE | PC | GENERAL SUPPORT | 74,725 |
| AMERICAN RED CROSS TWIN CITIES CHAPTER 1201 WEST RIVER PARKWAY MINNEAPOLIS,MN 55454 | NONE | PC | GENERAL SUPPORT | 74,725 |
| SOCIAL SERVICES LEAGUE OF LA JOLLA P O BOX 831 LA JOLLA,CA 92038 | NONE | PC | GENERAL SUPPORT | 74,725 |
| YMCA OF LA JOLLA 8355 CLIFFRIDGE AVE LA JOLLA,CA 92037 | NONE | PC | GENERAL SUPPORT | 37,363 |
| Total | | |  3a | 1,494,503 |

**TY 2014 Investments Corporate
Bonds Schedule****Name:** JAMES DANIEL HUMPHREY FOUNDATION WELLS FARGO**EIN:** 41-6263553

| Name of Bond | End of Year Book Value | End of Year Fair Market Value |
|--------------------------------|-----------------------------------|--|
| SPDR BARCLAYS HIGH YIELD BOND | | |
| FNMA 1.125 09/06/17 | | |
| FNMA 1.625 08/28/19 | | |
| FNMA 1.125 09/06/17 | | |
| FHLB .25 01/16/15 | | |
| FHLB SER 0000 02/22/23 | | |
| 464287457 ISHARES 1-3 YEAR TRE | 81,975 | 82,418 |
| 064159FL5 BANK OF NOVA SCOTIA | 507,635 | 510,770 |
| 09247XAL5 BLACKROCK INC | 528,865 | 529,395 |
| 36962G6F6 GENERAL ELEC CAP COR | 522,345 | 517,100 |
| 40428HPN6 HSBC USA INC | 504,215 | 504,445 |
| 459200HP9 IBM CORP | 516,495 | 521,220 |
| 68389XAS4 ORACLE CORP | 536,770 | 537,565 |

TY 2014 Investments Corporate
Stock Schedule

Name: JAMES DANIEL HUMPHREY FOUNDATION WELLS FARGO
EIN: 41-6263553

| Name of Stock | End of Year Book Value | End of Year Fair Market Value |
|-------------------------------|------------------------|-------------------------------|
| ABBOT LABS | | |
| ACCENTURE PLC | | |
| AMERICAN EXPRESS | | |
| AMPHENOL CORP | | |
| APACHE CORP | | |
| APPLE INC | | |
| BAXTER INTL INC | | |
| BERKSHIRE HATHAWAY INC | | |
| BLACKROCK INC | | |
| CAPITAL ONE FINANCIAL CORP | | |
| FMC TECHNOLOGIES INC | | |
| GOLDMAN SACHES GROUP INC | | |
| ILLINOIS TOOL WORKS INC | | |
| INTERCONTINENTAL EXCHANGE INC | | |
| MCDONALDS CORP | | |
| MCKESSON CORP | | |
| MICROSOFT CORP | | |
| NIKE INC CL B | | |
| NORDSTROM INC | | |
| PEPSICO INC | | |
| PRECISION CASTPARTS CORP | | |
| QUALCOMM INC | | |
| SCHLUMBERGER LTD | | |
| STARWOOD HOTEL | | |
| TEXAS INSTRUMENTS INC | | |
| THERMO FISHER SCIENTIFIC | | |
| UNITED TECHNOLOGIES | | |
| V F CORP | | |
| ABB LTD ADR | | |
| AFLAC INC | | |

| Name of Stock | End of Year Book Value | End of Year Fair Market Value |
|-------------------------------|------------------------|-------------------------------|
| ALLISON TRANSMISSION HOLDINGS | | |
| BHP BILLITON | | |
| CNOOC ADR | | |
| DIAGEO PCL ADR | | |
| HSBC ADR | | |
| KOMATSU JPY | | |
| NESTLE SA ADR | | |
| RECKITT BENCKISER | | |
| SAP AG ADR | | |
| TAIWAN SEMI CONDUCTOR | | |
| TELEFONICA SA ADR | | |
| TESCO PLC | | |
| TRANSOCEAN LTD | | |
| GLOBAL PMTS INC | | |
| GRACO INC | | |
| HARTE-HANKS COMM INC | | |
| MARKEL HOLDINGS | | |
| METTLER TOLEDO INTL INC | | |
| MORNINGSTAR INC | | |
| NATIONAL PRESTO INDS | | |
| NEUSTAR INC | | |
| OCEANEERING INTL INC | | |
| ORBITAL SCIENCES CORP | | |
| ROCK-TENN CO | | |
| STEEL DYNAMICS INC | | |
| STERICYCLE INC | | |
| TRANSDIGM GROUP INC | | |
| UGI CORP | | |
| VCA ANTECH INC | | |
| WILEY JOHN & SONS INC | | |

| Name of Stock | End of Year Book Value | End of Year Fair Market Value |
|------------------------------|------------------------|-------------------------------|
| WRIGHT EXPRESS CORP | | |
| ZEBRA TECHNOLOGIES CORP | | |
| CHEVRON CORP | | |
| COLGATE PALMOLIVE CO | | |
| CSX CORP | | |
| EDISON INTL | | |
| ENERGIZER HOLDINGS INC | | |
| FISERV INC | | |
| HEINZ H J CO | | |
| JOHNSON & JOHNSON | | |
| LABORATORY CRP OF AMER | | |
| LEUCADIA NATL CORP | | |
| MOLSON COORS BREWING CO | | |
| NORTHROP GRUMMAN CORP | | |
| PAYCHEX INC | | |
| PNC FINANCIAL SERVICES GROUP | | |
| STAPLES INC | | |
| TCF FINANCIAL | | |
| TRAVELERS COMPANIES | | |
| US BANCORP DEL | | |
| WAL MART STORES INC | | |
| WASTE MANAGEMENT INC | | |
| 3M CO | | |
| HONDA MOTOR CO | | |
| VODAFONE GROUP PLC | | |
| SPDR S & P 500 ETF | | |
| ISHARES MSCI ALL CTRY ASIA | | |
| ISHARES MSCI EAFE | | |
| ISHARES MSCI JAPAN | | |
| VANGUARD MSCI EMERG MKTS | | |

| Name of Stock | End of Year Book Value | End of Year Fair Market Value |
|--------------------------------|------------------------|-------------------------------|
| ISHARES DOW JONES SEL DIV | | |
| ANSYS INC | | |
| CLOUD PEAK ENERGY INC | | |
| DENTSPLY INTL INC COM | | |
| EBIX INC | | |
| GENTEX CORP | | |
| GNC HOLDING INC | | |
| MASTEC INC COM | | |
| MEDNAX INC | | |
| OIL STATE INTERNATIONAL INC | | |
| SELECT COMFORT CORP | | |
| SPECTRUM BRAND HOLDING INC | | |
| TUPPERWARE BRANDS CORP | | |
| WEX INC | | |
| GILEAD SCIENCES INC | | |
| JP MORGAN | | |
| SYNTEL INC | | |
| UNITED PARCEL SERVICES - CL B | | |
| VAN GUARD FTSE EMERGING MARKET | | |
| WIDSOM TREE JAPAN HEDGED EQ | | |
| AMEX ENERGY SELECT SPDR | | |
| AMEX MATERIAL SPDR | | |
| JP MORGAN ALERIAN MLP INDEX | | |
| C H ROBINSON WORLDWIDE INC | | |
| BIG LOTS INC | | |
| ARBITRON INC | | |
| PERRIGO CO | | |
| REPUBLIC SERVICES INC CL A COM | | |
| 000375204 ABB LTD - ADR | 133,118 | 199,781 |
| 001055102 AFLAC INC | 230,250 | 387,132 |

| Name of Stock | End of Year Book Value | End of Year Fair Market Value |
|--------------------------------|------------------------|-------------------------------|
| 002824100 ABBOTT LABS | 151,313 | 272,235 |
| 009128307 AIR METHODS CORP COM | 58,959 | 66,298 |
| 01973R101 ALLISON TRANSMISSION | 47,860 | 76,337 |
| 025816109 AMERICAN EXPRESS CO | | |
| 032095101 AMPHENOL CORP CL A | 144,986 | 346,744 |
| 037411105 APACHE CORP | 101,704 | 104,371 |
| 037833100 APPLE INC | 82,969 | 324,016 |
| 055434203 BG GROUP PLC - ADR | | |
| 071813109 BAXTER INTL INC | 121,960 | 171,661 |
| 084670702 BERKSHIRE HATHAWAY I | 128,259 | 314,329 |
| 088606108 BHP BILLITON LIMITED | 85,125 | 181,094 |
| 09247X101 BLACKROCK INC | 98,807 | 236,698 |
| 12621E103 CNO FINANCIAL GROUP | 77,360 | 72,651 |
| 126349109 CSG SYS INTL INC COM | 70,929 | 72,754 |
| 126408103 CSX CORP | 85,578 | 173,814 |
| 14040H105 CAPITAL ONE FINANCIA | 173,438 | 242,372 |
| 166764100 CHEVRON CORP | 360,614 | 446,165 |
| 189754104 COACH INC | | |
| 194162103 COLGATE PALMOLIVE CO | 146,446 | 493,909 |
| 23636T100 DANONE ADR | 262,229 | 235,196 |
| 249030107 DENTSPLY INTL INC CO | 41,757 | 65,241 |
| 25243Q205 DIAGEO PLC - ADR | 337,550 | 499,887 |
| 30249U101 FMC TECHNOLOGIES INC | 83,939 | 122,022 |
| 36191G107 GNC HOLDINGS INC | 67,711 | 88,817 |
| 371901109 GENTEX CORP | 50,353 | 122,720 |
| 37253A103 GENTHERM INC | 28,632 | 79,755 |
| 37364X109 GEOSPACE TECHNOLOGIE | 22,050 | 12,911 |
| 375558103 GILEAD SCIENCES INC | 173,552 | 340,020 |
| 37940X102 GLOBAL PMTS INC W/I | 40,230 | 87,554 |
| 38141G104 GOLDMAN SACHS GROUP | 170,051 | 244,925 |

| Name of Stock | End of Year Book Value | End of Year Fair Market Value |
|--------------------------------|------------------------|-------------------------------|
| 384109104 GRACO INC | 29,328 | 66,820 |
| 404280406 HSBC - ADR | 274,051 | 250,046 |
| 452308109 ILLINOIS TOOL WORKS | 108,191 | 226,045 |
| 45866F104 INTERCONTINENTALEXCH | | |
| 46269C102 IRIDIUM COMMUNICATIO | 61,504 | 88,963 |
| 464286608 ISHARES MSCI EMU ETF | | |
| 464287168 ISHARES SELECT DIVID | 224,197 | 223,454 |
| 464288182 ISHARES MSCI ALL COU | 286,936 | 326,528 |
| 46625H100 JPMORGAN CHASE & CO | 326,320 | 479,794 |
| 46625H365 JP MORGAN ALERIAN ML | 549,050 | 563,419 |
| 478160104 JOHNSON & JOHNSON | 266,476 | 662,350 |
| 576323109 MASTEC INC COM | 71,588 | 57,726 |
| 57636Q104 MASTERCARD INC | 209,856 | 230,057 |
| 577081102 MATTEL INC | 519,973 | 298,078 |
| 580135101 MCDONALDS CORP | 228,827 | 307,423 |
| 58155Q103 MCKESSON CORP | 39,641 | 274,607 |
| 58502B106 MEDNAX INC | 31,221 | 119,424 |
| 592688105 METTLER-TOLEDO INTL | | |
| 594918104 MICROSOFT CORP | 378,650 | 577,830 |
| 617700109 MORNINGSTAR INC | | |
| 641069406 NESTLE S.A. REGISTER | 198,362 | 598,154 |
| 64126X201 NEUSTAR INC | 63,023 | 72,531 |
| 654106103 NIKE INC CL B | 42,211 | 213,402 |
| 655664100 NORDSTROM INC | 113,353 | 244,253 |
| 678026105 OIL STATES INTERNATI | 32,124 | 30,424 |
| 685564106 ORBITAL SCIENCES COR | | |
| 693475105 PNC FINANCIAL SERVIC | 328,788 | 588,251 |
| 704326107 PAYCHEX INC | 199,420 | 314,410 |
| 713448108 PEPSICO INC | 124,581 | 196,403 |
| 716768106 PETSMART INC COM | | |

| Name of Stock | End of Year Book Value | End of Year Fair Market Value |
|--------------------------------|------------------------|-------------------------------|
| 740189105 PRECISION CASTPARTS | 128,617 | 173,670 |
| 747525103 QUALCOMM INC | 132,523 | 228,683 |
| 78464A359 SPDR BARCLAYS CONVER | 252,215 | 286,560 |
| 790849103 ST JUDE MED INC | 192,781 | 192,145 |
| 803054204 SAP SE | 200,663 | 353,416 |
| 806857108 SCHLUMBERGER LTD | 240,807 | 251,989 |
| 81369Y100 AMEX MATERIALS SPDR | 281,717 | 368,143 |
| 81369Y506 AMEX ENERGY SELECT S | 381,217 | 398,528 |
| 81616X103 SELECT COMFORT CORPO | 42,356 | 76,903 |
| 84763R101 SPECTRUM BRANDS HOLD | 34,867 | 77,201 |
| 855030102 STAPLES INC | | |
| 85590A401 STARWOOD HOTELS & RE | | |
| 858119100 STEEL DYNAMICS INC C | 41,568 | 74,330 |
| 87162H103 SYNTEL INC | 47,689 | 87,424 |
| 872275102 TCF FINANCIAL | 56,954 | 74,418 |
| 874039100 TAIWAN SEMICONDUCTOR | 184,007 | 530,765 |
| 879382208 TELEFONICA SA - ADR | 150,850 | 168,369 |
| 882508104 TEXAS INSTRUMENTS IN | | |
| 883556102 THERMO FISHER SCIENT | 83,049 | 246,111 |
| 88579Y101 3M CO | 49,721 | 900,957 |
| 89417E109 TRAVELERS COMPANIES, | 126,191 | 1,892,275 |
| 899896104 TUPPERWARE BRANDS CO | 43,043 | 46,381 |
| 902973304 US BANCORP | 69,797 | 873,400 |
| 904767704 UNILEVER PLC - ADR | 403,670 | 418,268 |
| 911312106 UNITED PARCEL SERVIC | 345,582 | 432,255 |
| 913017109 UNITED TECHNOLOGIES | 67,010 | 253,504 |
| 918194101 VCA INC | 37,871 | 103,445 |
| 918204108 V F CORP | 120,888 | 283,015 |
| 922042858 VANGUARD FTSE EMERGI | 76,520 | 150,524 |
| 92343V104 VERIZON COMMUNICATIO | 197,608 | 199,723 |

| Name of Stock | End of Year Book Value | End of Year Fair Market Value |
|--------------------------------|------------------------|-------------------------------|
| 92857W308 VODAFONE GROUP PLC-S | 101,143 | 94,249 |
| 931142103 WAL MART STORES INC | 315,605 | 433,293 |
| 96208T104 WEX INC | 9,179 | 75,045 |
| 97717W851 WISDOMTREE JAPAN HED | 428,423 | 619,218 |
| 989207105 ZEBRA TECHNOLOGIES C | 14,989 | 79,194 |
| G1151C101 ACCENTURE PLC | 60,520 | 251,277 |
| G74079107 RECKITT BENCKISER PL | 147,159 | 518,759 |
| G87621101 TESCO PLC 5P | | |
| H8817H100 TRANSOCEAN LTD. | | |
| J35759125 KOMATSU JPY 50.0 | 220,663 | 235,511 |
| 38259P706 GOOGLE INC-CL C | 269,324 | 260,300 |
| 57776J100 MAXLINEAR INC | 54,489 | 44,333 |
| 682159108 ON ASSIGNMENT INC CO | 65,049 | 93,968 |
| 68557N103 ORBITAL ATK INC | 32,150 | 93,489 |
| 69354N106 PRA GROUP INC | 77,862 | 71,159 |
| 731068102 POLARIS INDS INC COM | 179,774 | 162,829 |
| 773903109 ROCKWELL AUTOMATION | 299,671 | 294,499 |
| 78462F103 SPDR S & P 500 ETF T | 498,839 | 522,887 |
| 85771P102 STATOIL ASA ADR | 183,167 | 178,275 |
| 97717X701 WISDOMTREE EUROPE HE | 293,801 | 333,742 |
| J25979121 JAPAN AIRLINES CO LT | 99,301 | 100,451 |

TY 2014 Investments Government Obligations Schedule

Name: JAMES DANIEL HUMPHREY FOUNDATION WELLS FARGO

EIN: 41-6263553

US Government Securities - End of

Year Book Value:

2,100,691

US Government Securities - End of

Year Fair Market Value:

2,163,825

**State & Local Government
Securities - End of Year Book
Value:**

**State & Local Government
Securities - End of Year Fair
Market Value:**

TY 2014 Legal Fees Schedule

Name: JAMES DANIEL HUMPHREY FOUNDATION WELLS FARGO

EIN: 41-6263553

| Category | Amount | Net Investment Income | Adjusted Net Income | Disbursements for Charitable Purposes |
|-----------------------------------|--------|--------------------------|------------------------|---|
| LARKIN HOFFMAN DALY & LINDGREN | 44 | | | 44 |

TY 2014 Other Decreases Schedule**Name:** JAMES DANIEL HUMPHREY FOUNDATION WELLS FARGO**EIN:** 41-6263553

| Description | Amount |
|--|--------|
| MUTUAL FUND INC POSTING NEXT YEAR EFF CURRENT YEAR | 2,375 |
| ACCD INT PAID CURRRENT YEAR EFFECTIVE NEXT YEAR | 11,001 |
| ROUNDING | 6 |

TY 2014 Other Expenses Schedule

Name: JAMES DANIEL HUMPHREY FOUNDATION WELLS FARGO

EIN: 41-6263553

| Description | Revenue and Expenses per Books | Net Investment Income | Adjusted Net Income | Disbursements for Charitable Purposes |
|-----------------------|-----------------------------------|--------------------------|---------------------|--|
| MINNESOTA FILING FEES | 82 | 0 | | 82 |
| ADR FEES | 2,080 | 2,080 | | 0 |

TY 2014 Other Income Schedule

Name: JAMES DANIEL HUMPHREY FOUNDATION WELLS FARGO

EIN: 41-6263553

| Description | Revenue And Expenses Per Books | Net Investment Income | Adjusted Net Income |
|--------------------|-----------------------------------|--------------------------|---------------------|
| MUTUAL FUND INCOME | 30,942 | 30,942 | |

TY 2014 Other Increases Schedule

Name: JAMES DANIEL HUMPHREY FOUNDATION WELLS FARGO

EIN: 41-6263553

| Description | Amount |
|--|--------|
| MUTUAL FUND INC POSTING CURR YEAR EFF PRIOR YEAR | 20 |
| TIPS OID INCOME ADJUSTMENT | 1,258 |
| ACCD INT PAID PRIOR YEAR EFFECTIVE CURRENT YEAR | 73 |

TY 2014 Taxes Schedule

Name: JAMES DANIEL HUMPHREY FOUNDATION WELLS FARGO

EIN: 41-6263553

| Category | Amount | Net Investment Income | Adjusted Net Income | Disbursements for Charitable Purposes |
|--------------------------------|--------|--------------------------|------------------------|---|
| FOREIGN TAXES | 11,966 | 11,966 | | 0 |
| FEDERAL ESTIMATES - PRINCIPAL | 32,804 | 0 | | 0 |
| FOREIGN TAXES ON QUALIFIED FOR | 1,839 | 1,839 | | 0 |
| FOREIGN TAXES ON NONQUALIFIED | 1,163 | 1,163 | | 0 |