



See a Social Security Number? Say Something!
Report Privacy Problems to <https://public.resource.org/privacy>
Or call the IRS Identity Theft Hotline at 1-800-908-4490



EXTENDED TO SEPTEMBER 15, 2015
Return of Private Foundation

Form **990-PF**

Department of the Treasury
Internal Revenue Service

or Section 4947(a)(1) Trust Treated as Private Foundation

Do not enter social security numbers on this form as it may be made public.
Information about Form 990-PF and its separate instructions is at www.irs.gov/form990pf.

OMB No 1545-0052

2014

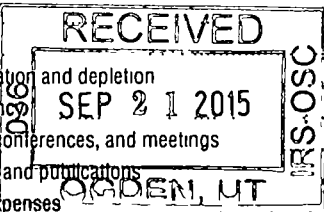
Open to Public Inspection

For calendar year 2014 or tax year beginning **FEB 1, 2014**, and ending **JAN 31, 2015**

Name of foundation FRANKFURTH CHARITABLE FOUNDATION		A Employer identification number 65-1066569
Number and street (or P O box number if mail is not delivered to street address) 126 BEDELL PLACE		B Telephone number 631-673-3556
City or town, state or province, country, and ZIP or foreign postal code MELVILLE, NY 11747		C If exemption application is pending, check here <input type="checkbox"/>
G Check all that apply <input type="checkbox"/> Initial return <input type="checkbox"/> Initial return of a former public charity <input type="checkbox"/> Final return <input type="checkbox"/> Amended return <input type="checkbox"/> Address change <input type="checkbox"/> Name change		D 1 Foreign organizations, check here <input type="checkbox"/> 2 Foreign organizations meeting the 85% test, check here and attach computation <input type="checkbox"/>
H Check type of organization: <input checked="" type="checkbox"/> Section 501(c)(3) exempt private foundation <input type="checkbox"/> Section 4947(a)(1) nonexempt charitable trust <input type="checkbox"/> Other taxable private foundation		E If private foundation status was terminated under section 507(b)(1)(A), check here <input type="checkbox"/>
I Fair market value of all assets at end of year (from Part II, col (c), line 16) \$ 596,240.	J Accounting method: <input checked="" type="checkbox"/> Cash <input type="checkbox"/> Accrual <input type="checkbox"/> Other (specify) _____	F If the foundation is in a 60-month termination under section 507(b)(1)(B), check here <input type="checkbox"/>

Part I Analysis of Revenue and Expenses <small>(The total of amounts in columns (b), (c), and (d) may not necessarily equal the amounts in column (a))</small>		(a) Revenue and expenses per books	(b) Net investment income	(c) Adjusted net income	(d) Disbursements for charitable purposes (cash basis only)
1 Contributions, gifts, grants, etc., received				N/A	
2 Check <input checked="" type="checkbox"/> if the foundation is not required to attach Sch. B					
3 Interest on savings and temporary cash investments					
4 Dividends and interest from securities		12,890.	12,890.		STATEMENT 1
5a Gross rents					
b Net rental income or (loss)					
6a Net gain or (loss) from sale of assets not on line 10		16,078.			
b Gross sales price for all assets on line 6a		294,862.			
7 Capital gain net income (from Part IV, line 2)			16,078.		
8 Net short-term capital gain					
9 Income modifications					
10a Gross sales less returns and allowances					
b Less Cost of goods sold					
c Gross profit or (loss)					
11 Other income					
12 Total Add lines 1 through 11		28,968.	28,968.		
13 Compensation of officers, directors, trustees, etc		0.	0.		0.
14 Other employee salaries and wages					
15 Pension plans, employee benefits					
16a Legal fees					
b Accounting fees					
c Other professional fees STMT 2		5,820.	5,820.		0.
17 Interest					
18 Taxes					
19 Depreciation and depletion					
20 Occupancy					
21 Travel, conferences, and meetings					
22 Printing and publications					
23 Other expenses ORDEN, UT					
24 Total operating and administrative expenses. Add lines 13 through 23		5,820.	5,820.		0.
25 Contributions, gifts, grants paid		20,490.			20,490.
26 Total expenses and disbursements. Add lines 24 and 25		26,310.	5,820.		20,490.
27 Subtract line 26 from line 12.					
a Excess of revenue over expenses and disbursements		2,658.			
b Net investment income (if negative, enter -0-)			23,148.		
c Adjusted net income (if negative, enter -0-)				N/A	

SCANNED SEP 28 2015



Part II Balance Sheets <small>Attached schedules and amounts in the description column should be for end-of-year amounts only</small>		Beginning of year	End of year	
		(a) Book Value	(b) Book Value	(c) Fair Market Value
Assets	1 Cash - non-interest-bearing	42,578.	5,517.	5,517.
	2 Savings and temporary cash investments			
	3 Accounts receivable ▶ Less: allowance for doubtful accounts ▶			
	4 Pledges receivable ▶ Less: allowance for doubtful accounts ▶			
	5 Grants receivable			
	6 Receivables due from officers, directors, trustees, and other disqualified persons			
	7 Other notes and loans receivable ▶ Less: allowance for doubtful accounts ▶			
	8 Inventories for sale or use			
	9 Prepaid expenses and deferred charges			
	10a Investments - U.S. and state government obligations			
	b Investments - corporate stock STMT 3	473,930.	513,649.	590,723.
	c Investments - corporate bonds			
	11 Investments - land, buildings, and equipment basis ▶ Less accumulated depreciation ▶			
	12 Investments - mortgage loans			
	13 Investments - other			
	14 Land, buildings, and equipment: basis ▶ Less accumulated depreciation ▶			
15 Other assets (describe ▶ _____)				
16 Total assets (to be completed by all filers - see the instructions. Also, see page 1, item I)	516,508.	519,166.	596,240.	
Liabilities	17 Accounts payable and accrued expenses			
	18 Grants payable			
	19 Deferred revenue			
	20 Loans from officers, directors, trustees, and other disqualified persons			
	21 Mortgages and other notes payable			
	22 Other liabilities (describe ▶ _____)			
23 Total liabilities (add lines 17 through 22)	0.	0.		
Net Assets or Fund Balances	Foundations that follow SFAS 117, check here ▶ <input type="checkbox"/> and complete lines 24 through 26 and lines 30 and 31			
	24 Unrestricted			
	25 Temporarily restricted			
	26 Permanently restricted			
	Foundations that do not follow SFAS 117, check here ▶ <input checked="" type="checkbox"/> and complete lines 27 through 31			
	27 Capital stock, trust principal, or current funds	516,508.	516,508.	
	28 Paid-in or capital surplus, or land, bldg., and equipment fund	0.	0.	
	29 Retained earnings, accumulated income, endowment, or other funds	0.	2,658.	
30 Total net assets or fund balances	516,508.	519,166.		
31 Total liabilities and net assets/fund balances	516,508.	519,166.		

Part III Analysis of Changes in Net Assets or Fund Balances

1 Total net assets or fund balances at beginning of year - Part II, column (a), line 30 (must agree with end-of-year figure reported on prior year's return)	1	516,508.
2 Enter amount from Part I, line 27a	2	2,658.
3 Other increases not included in line 2 (itemize) ▶ _____	3	0.
4 Add lines 1, 2, and 3	4	519,166.
5 Decreases not included in line 2 (itemize) ▶ _____	5	0.
6 Total net assets or fund balances at end of year (line 4 minus line 5) - Part II, column (b), line 30	6	519,166.

Part IV Capital Gains and Losses for Tax on Investment Income

(a) List and describe the kind(s) of property sold (e.g., real estate, 2-story brick warehouse; or common stock, 200 shs. MLC Co.)	(b) How acquired P - Purchase D - Donation	(c) Date acquired (mo., day, yr.)	(d) Date sold (mo., day, yr.)
1a UBS (SEE ATTACHED)	P	VARIOUS	01/31/15
b UBS (SEE ATTACHED)	P	VARIOUS	01/31/15
c CAPITAL GAINS DIVIDENDS			
d			
e			

(e) Gross sales price	(f) Depreciation allowed (or allowable)	(g) Cost or other basis plus expense of sale	(h) Gain or (loss) (e) plus (f) minus (g)
a 31,795.		20,563.	11,232.
b 261,051.		258,221.	2,830.
c 2,016.			2,016.
d			
e			

Complete only for assets showing gain in column (h) and owned by the foundation on 12/31/69			(l) Gains (Col. (h) gain minus col. (k), but not less than -0-) or Losses (from col. (h))
(i) F.M.V. as of 12/31/69	(j) Adjusted basis as of 12/31/69	(k) Excess of col. (i) over col. (j), if any	
a			11,232.
b			2,830.
c			2,016.
d			
e			

2 Capital gain net income or (net capital loss)	{ If gain, also enter in Part I, line 7 If (loss), enter -0- in Part I, line 7	2	16,078.
3 Net short-term capital gain or (loss) as defined in sections 1222(5) and (6) If gain, also enter in Part I, line 8, column (c). If (loss), enter -0- in Part I, line 8		3	N/A

Part V Qualification Under Section 4940(e) for Reduced Tax on Net Investment Income

(For optional use by domestic private foundations subject to the section 4940(a) tax on net investment income.)

If section 4940(d)(2) applies, leave this part blank.

Was the foundation liable for the section 4942 tax on the distributable amount of any year in the base period? Yes No

If "Yes," the foundation does not qualify under section 4940(e). Do not complete this part.

1 Enter the appropriate amount in each column for each year; see the instructions before making any entries.

(a) Base period years Calendar year (or tax year beginning in)	(b) Adjusted qualifying distributions	(c) Net value of noncharitable-use assets	(d) Distribution ratio (col. (b) divided by col. (c))
2013	27,074.	592,735.	.045676
2012	46,455.	593,330.	.078295
2011	47,846.	605,129.	.079067
2010	55,908.	597,868.	.093512
2009	53,986.	555,074.	.097259

2 Total of line 1, column (d)	2	.393809
3 Average distribution ratio for the 5-year base period - divide the total on line 2 by 5, or by the number of years the foundation has been in existence if less than 5 years	3	.078762
4 Enter the net value of noncharitable-use assets for 2014 from Part X, line 5	4	587,296.
5 Multiply line 4 by line 3	5	46,257.
6 Enter 1% of net investment income (1% of Part I, line 27b)	6	231.
7 Add lines 5 and 6	7	46,488.
8 Enter qualifying distributions from Part XII, line 4	8	20,490.

If line 8 is equal to or greater than line 7, check the box in Part VI, line 1b, and complete that part using a 1% tax rate. See the Part VI instructions.

Part VI Excise Tax Based on Investment Income (Section 4940(a), 4940(b), 4940(e), or 4948 - see instructions)

1a	Exempt operating foundations described in section 4940(d)(2), check here <input type="checkbox"/> and enter "N/A" on line 1. Date of ruling or determination letter. _____ (attach copy of letter if necessary-see instructions)		
b	Domestic foundations that meet the section 4940(e) requirements in Part V, check here <input type="checkbox"/> and enter 1% of Part I, line 27b	1	463.
c	All other domestic foundations enter 2% of line 27b. Exempt foreign organizations enter 4% of Part I, line 12, col. (b).		
2	Tax under section 511 (domestic section 4947(a)(1) trusts and taxable foundations only. Others enter -0-)	2	0.
3	Add lines 1 and 2	3	463.
4	Subtitle A (income) tax (domestic section 4947(a)(1) trusts and taxable foundations only. Others enter -0-)	4	0.
5	Tax based on investment income Subtract line 4 from line 3. If zero or less, enter -0-	5	463.
6	Credits/Payments:		
a	2014 estimated tax payments and 2013 overpayment credited to 2014	6a	
b	Exempt foreign organizations - tax withheld at source	6b	
c	Tax paid with application for extension of time to file (Form 8868)	6c	
d	Backup withholding erroneously withheld	6d	
7	Total credits and payments. Add lines 6a through 6d	7	0.
8	Enter any penalty for underpayment of estimated tax. Check here <input type="checkbox"/> if Form 2220 is attached	8	
9	Tax due If the total of lines 5 and 8 is more than line 7, enter amount owed	9	463.
10	Overpayment. If line 7 is more than the total of lines 5 and 8, enter the amount overpaid	10	
11	Enter the amount of line 10 to be: Credited to 2015 estimated tax <input type="checkbox"/> Refunded <input type="checkbox"/>	11	

Part VII-A Statements Regarding Activities

	Yes	No
1a		X
1b		X
1c		X
2		X
3		X
4a		X
4b		
5		X
6		X
7	X	
8a		
8b	X	
9		X
10		X

N/A

Part VII-A Statements Regarding Activities (continued)

11-16. At any time during the year, did the foundation, directly or indirectly, own a controlled entity within the meaning of section 512(b)(13)? If "Yes," attach schedule (see instructions)
12 Did the foundation make a distribution to a donor advised fund over which the foundation or a disqualified person had advisory privileges?
13 Did the foundation comply with the public inspection requirements for its annual returns and exemption application?
14 The books are in care of JILL MCDERMOTT Telephone no. 631-673-3556
15 Section 4947(a)(1) nonexempt charitable trusts filing Form 990-PF in lieu of Form 1041 - Check here
16 At any time during calendar year 2014, did the foundation have an interest in or a signature or other authority over a bank, securities, or other financial account in a foreign country?

Part VII-B Statements Regarding Activities for Which Form 4720 May Be Required

File Form 4720 if any item is checked in the "Yes" column, unless an exception applies.

1a During the year did the foundation (either directly or indirectly):
(1) Engage in the sale or exchange, or leasing of property with a disqualified person?
(2) Borrow money from, lend money to, or otherwise extend credit to (or accept it from) a disqualified person?
(3) Furnish goods, services, or facilities to (or accept them from) a disqualified person?
(4) Pay compensation to, or pay or reimburse the expenses of, a disqualified person?
(5) Transfer any income or assets to a disqualified person (or make any of either available for the benefit or use of a disqualified person)?
(6) Agree to pay money or property to a government official?
b If any answer is "Yes" to 1a(1)-(6), did any of the acts fail to qualify under the exceptions described in Regulations section 53.4941(d)-3 or in a current notice regarding disaster assistance (see instructions)?
c Did the foundation engage in a prior year in any of the acts described in 1a, other than excepted acts, that were not corrected before the first day of the tax year beginning in 2014?
2 Taxes on failure to distribute income (section 4942) (does not apply for years the foundation was a private operating foundation defined in section 4942(j)(3) or 4942(j)(5)):
a At the end of tax year 2014, did the foundation have any undistributed income (lines 6d and 6e, Part XIII) for tax year(s) beginning before 2014?
b Are there any years listed in 2a for which the foundation is not applying the provisions of section 4942(a)(2) (relating to incorrect valuation of assets) to the year's undistributed income?
c If the provisions of section 4942(a)(2) are being applied to any of the years listed in 2a, list the years here.
3a Did the foundation hold more than a 2% direct or indirect interest in any business enterprise at any time during the year?
b If "Yes," did it have excess business holdings in 2014 as a result of (1) any purchase by the foundation or disqualified persons after May 26, 1969, (2) the lapse of the 5-year period (or longer period approved by the Commissioner under section 4943(c)(7)) to dispose of holdings acquired by gift or bequest; or (3) the lapse of the 10-, 15-, or 20-year first phase holding period?
4a Did the foundation invest during the year any amount in a manner that would jeopardize its charitable purposes?
b Did the foundation make any investment in a prior year (but after December 31, 1969) that could jeopardize its charitable purpose that had not been removed from jeopardy before the first day of the tax year beginning in 2014?

Part VII-B Statements Regarding Activities for Which Form 4720 May Be Required (continued)

5a During the year did the foundation pay or incur any amount to:

- (1) Carry on propaganda, or otherwise attempt to influence legislation (section 4945(e))? Yes No
- (2) Influence the outcome of any specific public election (see section 4955); or to carry on, directly or indirectly, any voter registration drive? Yes No
- (3) Provide a grant to an individual for travel, study, or other similar purposes? Yes No
- (4) Provide a grant to an organization other than a charitable, etc., organization described in section 4945(d)(4)(A)? (see instructions) Yes No
- (5) Provide for any purpose other than religious, charitable, scientific, literary, or educational purposes, or for the prevention of cruelty to children or animals? Yes No

b If any answer is "Yes" to 5a(1)-(5), did any of the transactions fail to qualify under the exceptions described in Regulations section 53.4945 or in a current notice regarding disaster assistance (see instructions)? **N/A** **5b**

Organizations relying on a current notice regarding disaster assistance check here

c If the answer is "Yes" to question 5a(4), does the foundation claim exemption from the tax because it maintained expenditure responsibility for the grant? **N/A** Yes No

If "Yes," attach the statement required by Regulations section 53.4945-5(d)

6a Did the foundation, during the year, receive any funds, directly or indirectly, to pay premiums on a personal benefit contract? Yes No **6b**

b Did the foundation, during the year, pay premiums, directly or indirectly, on a personal benefit contract? Yes No **X**

If "Yes" to 6b, file Form 8870

7a At any time during the tax year, was the foundation a party to a prohibited tax shelter transaction? Yes No

b If "Yes," did the foundation receive any proceeds or have any net income attributable to the transaction? **N/A** **7b**

Part VIII Information About Officers, Directors, Trustees, Foundation Managers, Highly Paid Employees, and Contractors

1 List all officers, directors, trustees, foundation managers and their compensation.

(a) Name and address	(b) Title, and average hours per week devoted to position	(c) Compensation (If not paid, enter -0-)	(d) Contributions to employee benefit plans and deferred compensation	(e) Expense account, other allowances
THOMAS FRANKFURTH 17529 EDINBURGH DR TAMPA, FL 33647	CO-TRUSTEE 0.00	0.	0.	0.
JILL MCDERMOTT 126 BEDELL PLACE MELVILLE, NY 11747	CO-TRUSTEE 0.00	0.	0.	0.
PAUL FRANKFURTH 13093 SE GREEN TURTLE WAY TEQUESTA, FL 33469	CO-TRUSTEE 0.00	0.	0.	0.

2 Compensation of five highest-paid employees (other than those included on line 1). If none, enter "NONE."

(a) Name and address of each employee paid more than \$50,000	(b) Title, and average hours per week devoted to position	(c) Compensation	(d) Contributions to employee benefit plans and deferred compensation	(e) Expense account, other allowances
NONE				

Total number of other employees paid over \$50,000 ▶ 0

Part VIII Information About Officers, Directors, Trustees, Foundation Managers, Highly Paid Employees, and Contractors (continued)

3 Five highest-paid independent contractors for professional services. If none, enter "NONE."

(a) Name and address of each person paid more than \$50,000	(b) Type of service	(c) Compensation
NONE		

Total number of others receiving over \$50,000 for professional services ▶ 0

Part IX-A Summary of Direct Charitable Activities

List the foundation's four largest direct charitable activities during the tax year. Include relevant statistical information such as the number of organizations and other beneficiaries served, conferences convened, research papers produced, etc.	Expenses
1 N/A	
2	
3	
4	

Part IX-B Summary of Program-Related Investments

Describe the two largest program-related investments made by the foundation during the tax year on lines 1 and 2.	Amount
1 N/A	
2	
All other program-related investments. See instructions.	
3	
Total. Add lines 1 through 3 ▶	0.

Part X**Minimum Investment Return** (All domestic foundations must complete this part. Foreign foundations, see instructions)

1	Fair market value of assets not used (or held for use) directly in carrying out charitable, etc., purposes:		
a	Average monthly fair market value of securities	1a	590,723.
b	Average of monthly cash balances	1b	5,517.
c	Fair market value of all other assets	1c	
d	Total (add lines 1a, b, and c)	1d	596,240.
e	Reduction claimed for blockage or other factors reported on lines 1a and 1c (attach detailed explanation)	1e	0.
2	Acquisition indebtedness applicable to line 1 assets	2	0.
3	Subtract line 2 from line 1d	3	596,240.
4	Cash deemed held for charitable activities. Enter 1 1/2% of line 3 (for greater amount, see instructions)	4	8,944.
5	Net value of noncharitable-use assets. Subtract line 4 from line 3. Enter here and on Part V, line 4	5	587,296.
6	Minimum investment return. Enter 5% of line 5	6	29,365.

Part XI**Distributable Amount** (see instructions) (Section 4942(j)(3) and (j)(5) private operating foundations and certain foreign organizations check here and do not complete this part.)

1	Minimum investment return from Part X, line 6	1	29,365.
2a	Tax on investment income for 2014 from Part VI, line 5	2a	463.
b	Income tax for 2014. (This does not include the tax from Part VI.)	2b	
c	Add lines 2a and 2b	2c	463.
3	Distributable amount before adjustments. Subtract line 2c from line 1	3	28,902.
4	Recoveries of amounts treated as qualifying distributions	4	0.
5	Add lines 3 and 4	5	28,902.
6	Deduction from distributable amount (see instructions)	6	0.
7	Distributable amount as adjusted. Subtract line 6 from line 5. Enter here and on Part XIII, line 1	7	28,902.

Part XII**Qualifying Distributions** (see instructions)

1	Amounts paid (including administrative expenses) to accomplish charitable, etc., purposes:		
a	Expenses, contributions, gifts, etc. - total from Part I, column (d), line 26	1a	20,490.
b	Program-related investments - total from Part IX-B	1b	0.
2	Amounts paid to acquire assets used (or held for use) directly in carrying out charitable, etc., purposes	2	
3	Amounts set aside for specific charitable projects that satisfy the:		
a	Suitability test (prior IRS approval required)	3a	
b	Cash distribution test (attach the required schedule)	3b	
4	Qualifying distributions. Add lines 1a through 3b. Enter here and on Part V, line 8, and Part XIII, line 4	4	20,490.
5	Foundations that qualify under section 4940(e) for the reduced rate of tax on net investment income. Enter 1% of Part I, line 27b	5	0.
6	Adjusted qualifying distributions. Subtract line 5 from line 4	6	20,490.

Note The amount on line 6 will be used in Part V, column (b), in subsequent years when calculating whether the foundation qualifies for the section 4940(e) reduction of tax in those years.

Part XIII Undistributed Income (see instructions)

	(a) Corpus	(b) Years prior to 2013	(c) 2013	(d) 2014
1 Distributable amount for 2014 from Part XI, line 7				28,902.
2 Undistributed income, if any, as of the end of 2014				
a Enter amount for 2013 only			0.	
b Total for prior years:		0.		
3 Excess distributions carryover, if any, to 2014:				
a From 2009	26,326.			
b From 2010	26,673.			
c From 2011	4,665.			
d From 2012	18,266.			
e From 2013	15,721.			
f Total of lines 3a through e	91,651.			
4 Qualifying distributions for 2014 from Part XII, line 4: ▶ \$ 20,490.				
a Applied to 2013, but not more than line 2a			0.	
b Applied to undistributed income of prior years (Election required - see instructions)		0.		
c Treated as distributions out of corpus (Election required - see instructions)	0.			
d Applied to 2014 distributable amount				20,490.
e Remaining amount distributed out of corpus	0.			
5 Excess distributions carryover applied to 2014 (If an amount appears in column (d), the same amount must be shown in column (a))	8,412.			8,412.
6 Enter the net total of each column as indicated below:	83,239.			
a Corpus. Add lines 3f, 4c, and 4e. Subtract line 5				
b Prior years' undistributed income. Subtract line 4b from line 2b		0.		
c Enter the amount of prior years' undistributed income for which a notice of deficiency has been issued, or on which the section 4942(a) tax has been previously assessed		0.		
d Subtract line 6c from line 6b. Taxable amount - see instructions		0.		
e Undistributed income for 2013. Subtract line 4a from line 2a. Taxable amount - see instr.			0.	
f Undistributed income for 2014. Subtract lines 4d and 5 from line 1. This amount must be distributed in 2015				0.
7 Amounts treated as distributions out of corpus to satisfy requirements imposed by section 170(b)(1)(F) or 4942(g)(3) (Election may be required - see instructions)	0.			
8 Excess distributions carryover from 2009 not applied on line 5 or line 7	17,914.			
9 Excess distributions carryover to 2015. Subtract lines 7 and 8 from line 6a	65,325.			
10 Analysis of line 9:				
a Excess from 2010	26,673.			
b Excess from 2011	4,665.			
c Excess from 2012	18,266.			
d Excess from 2013	15,721.			
e Excess from 2014				

Part XIV Private Operating Foundations (see instructions and Part VII-A, question 9)

N/A

1 a If the foundation has received a ruling or determination letter that it is a private operating foundation, and the ruling is effective for 2014, enter the date of the ruling

b Check box to indicate whether the foundation is a private operating foundation described in section 4942(j)(3) or 4942(j)(5)

2 a Enter the lesser of the adjusted net income from Part I or the minimum investment return from Part X for each year listed

Tax year	Prior 3 years			(e) Total
(a) 2014	(b) 2013	(c) 2012	(d) 2011	

b 85% of line 2a

c Qualifying distributions from Part XII, line 4 for each year listed

d Amounts included in line 2c not used directly for active conduct of exempt activities

e Qualifying distributions made directly for active conduct of exempt activities.

3 Complete 3a, b, or c for the alternative test relied upon:

a "Assets" alternative test - enter:

(1) Value of all assets

(2) Value of assets qualifying under section 4942(j)(3)(B)(i)

b "Endowment" alternative test - enter 2/3 of minimum investment return shown in Part X, line 6 for each year listed

c "Support" alternative test - enter

(1) Total support other than gross investment income (interest, dividends, rents, payments on securities loans (section 512(a)(5)), or royalties)

(2) Support from general public and 5 or more exempt organizations as provided in section 4942(j)(3)(B)(iii)

(3) Largest amount of support from an exempt organization

(4) Gross investment income

Part XV Supplementary Information (Complete this part only if the foundation had \$5,000 or more in assets at any time during the year-see instructions.)

1 Information Regarding Foundation Managers:

a List any managers of the foundation who have contributed more than 2% of the total contributions received by the foundation before the close of any tax year (but only if they have contributed more than \$5,000). (See section 507(d)(2).)

NONE

b List any managers of the foundation who own 10% or more of the stock of a corporation (or an equally large portion of the ownership of a partnership or other entity) of which the foundation has a 10% or greater interest.

NONE

2 Information Regarding Contribution, Grant, Gift, Loan, Scholarship, etc., Programs:

Check here if the foundation only makes contributions to preselected charitable organizations and does not accept unsolicited requests for funds. If the foundation makes gifts, grants, etc. (see instructions) to individuals or organizations under other conditions, complete items 2a, b, c, and d.

a The name, address, and telephone number or e-mail address of the person to whom applications should be addressed:

b The form in which applications should be submitted and information and materials they should include.

c Any submission deadlines.

d Any restrictions or limitations on awards, such as by geographical areas, charitable fields, kinds of institutions, or other factors:

Part XV Supplementary Information (continued)

3 Grants and Contributions Paid During the Year or Approved for Future Payment				
Recipient	If recipient is an individual, show any relationship to any foundation manager or substantial contributor	Foundation status of recipient	Purpose of grant or contribution	Amount
Name and address (home or business)				
a Paid during the year				
ALS				450.
ROTARY DIST 6890 FDN				300.
MAKE A WISH				100.
AMERICAN CANCER SOCIETY				500.
CHAMINADE DEVELOPMENT FUND				260.
Total	SEE CONTINUATION SHEET(S)			20,490.
b Approved for future payment				
NONE				
Total				0.

Part XV Supplementary Information**3 Grants and Contributions Paid During the Year (Continuation)**

Recipient Name and address (home or business)	If recipient is an individual, show any relationship to any foundation manager or substantial contributor	Foundation status of recipient	Purpose of grant or contribution	Amount
LLS				550.
COLLEGE AMERICA				820.
ANNUAL PASTORAL APPEAL				160.
FLORIDA SOUTHERN COLLEGE				1,000.
GFWC NEW TAMPA JR WOMENS CL				2,500.
FISHER HOUSE				715.
JESUIT HS				1,000.
CUMU MYF				500.
AMERICAN HEART ASSN				150.
CHRISTIAN KOEHLER FDN				675.
Total from continuation sheets				18,880.

FRANKFURTH CHARITABLE FOUNDATION

65-1066569

Part XV Supplementary Information**3 Grants and Contributions Paid During the Year (Continuation)**

Recipient Name and address (home or business)	If recipient is an individual, show any relationship to any foundation manager or substantial contributor	Foundation status of recipient	Purpose of grant or contribution	Amount
CLARK GILLIES FDN				3,333.
WPY				200.
SALVATION ARMY				100.
SOAR FOUNDATION				100.
ST ELIZABETH PARISH				300.
ST MARK THE EVANGELIST				4,885.
STEVE NASH FOUNDATION				1,150.
T BIRDS LACROSSE BOOSTER				100.
UCPN				500.
UNICEF				142.
Total from continuation sheets				

FORM 990-PF	DIVIDENDS AND INTEREST FROM SECURITIES				STATEMENT	1
SOURCE	GROSS AMOUNT	CAPITAL GAINS DIVIDENDS	(A) REVENUE PER BOOKS	(B) NET INVESTMENT INCOME	(C) ADJUSTED NET INCOME	
UBS	14,906.	2,016.	12,890.	12,890.		
TO PART I, LINE 4	14,906.	2,016.	12,890.	12,890.		

FORM 990-PF	OTHER PROFESSIONAL FEES				STATEMENT	2
DESCRIPTION	(A) EXPENSES PER BOOKS	(B) NET INVESTMENT INCOME	(C) ADJUSTED NET INCOME	(D) CHARITABLE PURPOSES		
	5,820.	5,820.			0.	
TO FORM 990-PF, PG 1, LN 16C	5,820.	5,820.			0.	

FORM 990-PF	CORPORATE STOCK		STATEMENT	3
DESCRIPTION	BOOK VALUE	FAIR MARKET VALUE		
UBS	513,649.	590,723.		
TOTAL TO FORM 990-PF, PART II, LINE 10B	513,649.	590,723.		

Application for Extension of Time To File an Exempt Organization Return

Department of the Treasury
Internal Revenue Service

▶ **File a separate application for each return.**
▶ **Information about Form 8868 and its instructions is at www.irs.gov/form8868.**

- If you are filing for an **Automatic 3-Month Extension**, complete only **Part I** and check this box
- If you are filing for an **Additional (Not Automatic) 3-Month Extension**, complete only **Part II** (on page 2 of this form)

Do not complete Part II unless you have already been granted an automatic 3-month extension on a previously filed Form 8868

Electronic filing (e-file) . You can electronically file Form 8868 if you need a 3-month automatic extension of time to file (6 months for a corporation required to file Form 990-T), or an additional (not automatic) 3-month extension of time . You can electronically file Form 8868 to request an extension of time to file any of the forms listed in Part I or Part II with the exception of Form 8870, Information Return for Transfers Associated With Certain Personal Benefit Contracts, which must be sent to the IRS in paper format (see instructions) For more details on the electronic filing of this form, visit www.irs.gov/efile and click on *e-file for Charities & Nonprofits*

Part I Automatic 3-Month Extension of Time. Only submit original (no copies needed).

A corporation required to file Form 990-T and requesting an automatic 6-month extension - check this box and complete Part I only

All other corporations (including 1120-C filers), partnerships, REMICs, and trusts must use Form 7004 to request an extension of time to file income tax returns

		Enter filer's identifying number
Type or print	Name of exempt organization or other filer, see instructions FRANKFURTH CHARITABLE FOUNDATION	Employer identification number (EIN) or 65-1066569
File by the due date for filing your return. See instructions	Number, street, and room or suite no. If a P O box, see instructions 126 BEDELL PLACE	Social security number (SSN)
	City, town or post office, state, and ZIP code. For a foreign address, see instructions. MELVILLE, NY 11747	

Enter the Return code for the return that this application is for (file a separate application for each return)

0 4

Application Is For	Return Code	Application Is For	Return Code
Form 990 or Form 990-EZ	01	Form 990-T (corporation)	07
Form 990-BL	02	Form 1041-A	08
Form 4720 (individual)	03	Form 4720 (other than individual)	09
Form 990-PF	04	Form 5227	10
Form 990-T (sec. 401(a) or 408(a) trust)	05	Form 6069	11
Form 990-T (trust other than above)	06	Form 8870	12

JILL MCDERMOTT

- The books are in the care of ▶ **126 BEDELL PLACE - MELVILLE, NY 11747**
Telephone No ▶ **631-673-3556** Fax No ▶ _____
- If the organization does not have an office or place of business in the United States, check this box
- If this is for a Group Return, enter the organization's four digit Group Exemption Number (GEN) _____ If this is for the whole group, check this box If it is for part of the group, check this box and attach a list with the names and EINs of all members the extension is for

1 I request an automatic 3-month (6 months for a corporation required to file Form 990-T) extension of time until **SEPTEMBER 15, 2015**, to file the exempt organization return for the organization named above. The extension is for the organization's return for
▶ calendar year _____ or
▶ tax year beginning **FEB 1, 2014**, and ending **JAN 31, 2015**

2 If the tax year entered in line 1 is for less than 12 months, check reason Initial return Final return Change in accounting period

3a If this application is for Forms 990-BL, 990-PF, 990-T, 4720, or 6069, enter the tentative tax, less any nonrefundable credits. See instructions	3a	\$	0.
b If this application is for Forms 990-PF, 990-T, 4720, or 6069, enter any refundable credits and estimated tax payments made. Include any prior year overpayment allowed as a credit	3b	\$	0.
c Balance due. Subtract line 3b from line 3a. Include your payment with this form, if required, by using EFTPS (Electronic Federal Tax Payment System). See instructions	3c	\$	0.

Caution. If you are going to make an electronic funds withdrawal (direct debit) with this Form 8868, see Form 8453-EO and Form 8879-EO for payment instructions



Portfolio Management Program
January 2015

Account name:
Account number:

THE FRANKFURTH FAMILY
XD 11914 P3

Your Financial Advisor:
TPG WEALTH MANAGEMENT
330-655-8300/800-216-4638

Change in the value of your account

	January 2015 (\$)	Year to date (\$)
Opening account value	\$598,243.57	\$598,243.57
Withdrawals and fees, including investments transferred out	-1,616.91	-1,616.91
Dividend and interest income	757.99	757.99
Change in value of accrued interest	-33.20	-33.20
Change in market value	-1,111.36	-1,111.36
Closing account value	\$596,240.09	\$596,240.09

Dividend and interest income earned

For purposes of this statement, taxability of interest and dividend income has been determined from a US tax reporting perspective. Based upon the residence of the account holder, account type, or product type, some interest and/or dividend payments may not be subject to United States (US) and/or Puerto Rico (PR) income taxes. The client monthly statement is not intended to be used and cannot be relied upon for tax purposes. Clients should refer to the applicable tax reporting forms they receive from UBS annually, such as the Forms 1099 and the Forms 480, for tax reporting information. It is the practice of UBS to file the applicable tax reporting forms with the US Internal Revenue Service and PR Treasury Department, and in such forms accurately classify dividends and/or interest as tax exempt or taxable income. Please consult your individual tax preparer.

	January 2015 (\$)	Year to date (\$)
Taxable dividends	538.33	538.33
Taxable interest	219.13	219.13
Total current year	\$757.46	\$757.46
Prior year adjustment	0.53	0.53
Total dividend & interest	\$757.99	\$757.99

Summary of gains and losses

Values reported below exclude products for which gains and losses are not classified

	Realized gains and losses		Unrealized gains and losses (\$)
	January 2015 (\$)	Year to date (\$)	
Short term	-254.07	-254.07	-3,849.05
Long term	421.53	421.53	32,559.20
Total	\$167.46	\$167.46	\$28,710.15

Cash activity summary

See Account activity this month for details. Balances in your Sweep Options are included in the opening and closing balances value. FDIC insurance applies only to deposits at UBS Bank USA, not to deposits at UBS AG, Stamford Branch or bank deposits placed through the UBS International Deposit Account program. SIPC protection applies to money market sweep fund holdings but not bank deposits. See Important information about your statement on the last two pages of this document for details.

	January 2015 (\$)	Year to date (\$)
Opening balances	\$35,392.27	\$35,392.27
<i>Additions</i>		
Dividend and interest income	757.99	757.99
Proceeds from investment transactions	39,172.84	39,172.84
Total additions	\$39,930.83	\$39,930.83
<i>Subtractions</i>		
Checks and bill payments	-141.79	-141.79
Professional management fees and related services	-1,475.12	-1,475.12
Funds withdrawn for investments bought	-68,189.61	-68,189.61
Total subtractions	-\$69,806.52	-\$69,806.52
Net cash flow	-\$29,875.69	-\$29,875.69
Closing balances	\$5,516.58	\$5,516.58



Portfolio Management Program
January 2015

Account name:
Account number:

THE FRANKFURTH FAMILY
XD 11914 P3

Your Financial Advisor:
TPG WEALTH MANAGEMENT
330-655-8300/800-216-4638

UBS Bank USA Business Account APY

Interest period Dec 5 - Jan 7

Opening UBS Bank USA Business balance Dec 5	\$6,240 79
Closing UBS Bank USA Business balance Jan 7	\$5,288 16
Number of days in interest period	34
Average daily balance	\$21,553 65
Interest earned	\$0 66
Annual percentage yield earned	0 03%

My Choice Rewards Points from UBS

Rewards points are reflected as of the 26th of the month or the prior business day if the 26th falls on a weekend/holiday. Rewards point activity details can be found on www.ubs.com/online/services

	January 2015	Year to date
Opening balance	1,042	1,042
Closing balance	1,042	1,042

Your investment objectives:

You have identified the following investment objectives for this account. If you have questions about these objectives, disagree with them, or wish to change them, please contact your Financial Advisor or Branch Manager. You can find a full description of the alternative investment objectives in *Important information about your statement* at the end of this document.

Your return objective:

Current income & capital appreciation

Your risk profile:

Primary - Moderate

Investment eligibility consideration - None selected

Your account instructions

- Your account is managed by your Financial Advisor under the Portfolio Management Program
- Your account cost basis default closing method is FIFO, First In, First Out
- Statement copies are sent to 2 interested parties
 - PAUL A FRANKFURTH
 - DR THOMAS J FRANKFURTH



Portfolio Management Program
January 2015

Account name: THE FRANKFURTH FAMILY
Account number: XD 11914 P3

Your Financial Advisor:
TPG WEALTH MANAGEMENT
330-655-8300/800-216-4638

Your assets

Some prices, income and current values shown may be approximate. As a result, gains and losses may not be accurately reflected. See *Important information about your statement* at the end of this document for more information.

Cash

Cash and money balances

Cash and money balances may include available cash balances, UBS Bank USA deposit account balances, UBS AG Stamford Branch deposit account balances and money market mutual fund sweep balances.

UBS Bank USA deposit account balances are insured by the FDIC within applicable limits, but are not protected by SIPC. UBS AG Stamford Branch deposit account balances are not insured by FDIC and are not protected by SIPC. Money market sweep balances are protected by SIPC but are not insured by the FDIC. See the *Important information about your statement* at the end of this document for details about those balances.

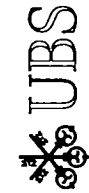
Holding	Opening balance on Jan 1 (\$)	Closing balance on Jan 30 (\$)	Price per share on Jan 30 (\$)	Average rate	Dividend/interest period	Days in period	Cap amount (\$)
Cash	3,364.56	94.05					
UBS BANK USA BUS ACCT	32,027.71	5,422.53					250,000.00
Total	\$35,392.27	\$5,516.58					

Equities

Common stock

Holding	Trade date	Number of shares	Purchase price/Average price per share (\$)	Cost basis (\$)	Price per share on Jan 30 (\$)	Value on Jan 30 (\$)	Unrealized gain or loss (\$)	Holding period
AETNA INC								
Symbol: AET Exchange: NYSE								
EAI: \$48 Current yield: 1.09%	Dec 23, 14	48,000	89.920	4,316.16	91.820	4,407.36	91.20	ST
AMERICA MOVIL S.A.B. DE C.V.								
SER L SPON ADR								
Symbol: AMX Exchange: NYSE								
EAI: \$46 Current yield: 1.69%	Sep 12, 14	108,000	25.690	2,774.52	21.390	2,310.12	-464.40	ST
	Oct 22, 14	1,000	23.820	23.82	21.390	21.39	-2.43	ST
	Nov 11, 14	18,000	23.450	422.10	21.390	385.02	-37.08	ST
Security total		127,000	25.358	3,220.44		2,716.53	-503.91	

continued next page



Portfolio Management Program
January 2015

Account name: THE FRANKFURTH FAMILY
Account number: XD 11914 P3

Your Financial Advisor:
TPG WEALTH MANAGEMENT
330-655-8300/800-216-4638

Realized gains and losses (continued)

Short-term capital gains and losses (continued)

Security description	Method	Quantity or face value	Purchase date	Sale date	Sale amount (\$)	Cost basis (\$)	Wash sale cost basis adjustment (\$)	Loss (\$)	Gain (\$)
AMTRUST FINANCIAL SERVICES INC	FIFO	42 000	Nov 14, 14	Jan 05, 15	2,242 79	2,188 62			54 17
	FIFO	15 000	Nov 14, 14	Jan 05, 15	800 99	777 60			23 39
CENTER COAST MLP FOCUS FUND CLASS I	FIFO	14 553	Jan 29, 14	Jan 16, 15	159 50	158 70			0 80
	FIFO	14 468	Feb 26, 14	Jan 16, 15	158 58	159 53		-0 95	
	FIFO	14 584	Mar 27, 14	Jan 16, 15	159 84	160 36		-0 52	
	FIFO	14 181	Apr 28, 14	Jan 16, 15	155 43	161 20		-5 77	
	FIFO	13 992	May 28, 14	Jan 16, 15	153 35	162 01		-8 66	
	FIFO	13 613	Jun 26, 14	Jan 16, 15	149 20	162 82		-13 62	
	FIFO	13 677	Jul 29, 14	Jan 16, 15	149 90	162 76		-12 86	
	FIFO	13 296	Aug 27, 14	Jan 16, 15	145 72	163 54		-17 82	
	FIFO	11 776	Sep 26, 14	Jan 16, 15	129 07	142 37		-13 30	
	FIFO	12 102	Oct 29, 14	Jan 16, 15	132 63	143 05		-10 42	
	FIFO	12 306	Nov 11, 14	Jan 16, 15	134 88	143 73		-8 85	
	FIFO	12 189	Nov 24, 14	Jan 16, 15	133 59	144 44		-10 85	
EASTMAN CHEMICAL CO	FIFO	7 000	Mar 19, 14	Jan 21, 15	482 48	595 07		-112 59	
	FIFO	8 000	Nov 13, 14	Jan 21, 15	551 41	671 76		-120 35	
Total					\$5,933.41	\$6,187.48		-\$336.56	\$82.49

Net short-term capital gains and losses

Long-term capital gains and losses

Security description	Method	Quantity or face value	Purchase date	Sale date	Sale amount (\$)	Cost basis (\$)	Wash sale cost basis adjustment (\$)	Loss (\$)	Gain (\$)
CENTER COAST MLP FOCUS FUND CLASS I	FIFO	2,343 218	Oct 07, 13	Jan 16, 15	25,681 67	25,225 40			456.27
	FIFO	13 800	Oct 29, 13	Jan 16, 15	151 25	151 97		-0 72	
	FIFO	14 125	Nov 13, 13	Jan 16, 15	154 82	153 51			1.31
	FIFO	14 254	Nov 25, 13	Jan 16, 15	156 23	157 88		-1 65	
CIGNA CORP	FIFO	1 000	Nov 05, 13	Jan 20, 15	108 47	78 85			29 62

continued next page



Portfolio Management Program
January 2015

Account name: THE FRANKFURTH FAMILY
Account number: XD 11914 P3

Your Financial Advisor:
TPG WEALTH MANAGEMENT
330-655-8300/800-216-4638

Account activity this month (continued)

Date	Activity	Description	Amount (\$)
Jan 22	Deposit	UBS BANK USA BUSINESS ACCOUNT	230.02
Jan 23	Deposit	UBS BANK USA BUSINESS ACCOUNT	27,949.66
Jan 26	Withdrawal	UBS BANK USA BUSINESS ACCOUNT AS OF 01/23/15	-1,359.42
Jan 27	Withdrawal	UBS BANK USA BUSINESS ACCOUNT	-29,442.18
Jan 30	Deposit	UBS BANK USA BUSINESS ACCOUNT	145.13
Jan 30	Closing	UBS Bank USA Business Account	\$5,422.53

The UBS Bank USA Business Account is your primary sweep option

Unsettled transaction activity

The following transaction(s) are pending settlement

Trade date	Settlement date	Activity	Description	Quantity	Price / Value (\$)	Amount (\$)
Jan 28, 15	Feb 02, 15	Bought	APPLE INC DE	41 000	117.20	-4,805.20
Jan 29, 15	Feb 03, 15	Sold	AMERICA MOVIL S A B DE C V SER L SPON ADR DE	-127 000	21 846.710	2,774.47
Jan 29, 15	Feb 03, 15	Sold	SPIRIT AIRLINES INC DE	-1 000	77.50	77.49
Jan 30, 15	Feb 04, 15	Bought	OUTERWALL INC COM DE	5 000	63.56	-317.80
Jan 30, 15	Feb 04, 15	Bought	TRINITY INDUSTRIES INC DE	64 000	26.16	-1,674.24
Total pending investments purchased						-\$6,797.24
Total pending investments sold						\$2,851.96

Realized gains and losses

The estimated realized gains and losses shown below are not for tax purposes. Please note that gain or loss recognized on the sale or redemption of certain Structured Products, like Contingent Debt Securities, may be ordinary, and not capital, gain or loss. Please check with your tax advisor. To calculate gains and losses, we liquidate the oldest security lot first. This is known as the first-in, first-out or FIFO accounting method. We use this method unless you specified which tax lot to close when you placed your order. This is known as a versus purchases or VSP order. See *Important information about your statement* at the end of this document for more information. We may not adjust gains and losses for all capital changes. We automatically adjust cost basis for tax-exempt and AMT coupon municipal securities for estimated amortization of bond premiums and for accreted OID for securities issued at a discount. If you requested that UBS adjust cost basis for the bond premium amortization on taxable debt securities then cost basis reflected for these securities has been adjusted. Estimates in the *Unclassified* section can not be classified as short term or long term because information is missing, or the product is one in which the gain/loss calculation is not provided.

Short-term capital gains and losses

Security description	Method	Quantity or face value	Purchase date	Sale date	Sale amount (\$)	Cost basis (\$)	Wash sale cost basis adjustment (\$)	Loss (\$)	Gain (\$)
AETNA INC	FIFO	1 000	Dec 23, 14	Jan 27, 15	94.05	89.92			4.13

continued next page



Portfolio Management Program
January 2015

Account name: THE FRANKFURTH FAMILY
Account number: XD 11914 P3

Your Financial Advisor:
TPG WEALTH MANAGEMENT
330-655-8300/800-216-4638

Realized gains and losses (continued)

Long-term capital gains and losses (continued)

Security description	Method	Quantity or face value	Purchase date	Sale date	Sale amount (\$)	Cost basis (\$)	Wash sale cost basis adjustment (\$)	Loss (\$)	Gain (\$)
EASTMAN CHEMICAL CO	FIFO	18 000	Mar 08, 13	Jan 21, 15	1,240 67	1,299 60		-58 93	
	FIFO	2 000	Mar 27, 13	Jan 21, 15	137 85	137 02			0 83
	FIFO	1 000	Apr 10, 13	Jan 21, 15	68 93	67 58			1 35
	FIFO	16 000	Oct 29, 13	Jan 21, 15	1,102 81	1,240 00		-137 19	
	FIFO	1 000	Nov 26, 13	Jan 21, 15	68 93	75 48		-6 55	
GENWORTH FINANCIAL INC									
CL A	FIFO	103 000	Dec 19, 12	Jan 13, 15	779 12	756 02			23 10
	FIFO	52 000	Dec 19, 12	Jan 15, 15	371 81	381 68		-9 87	
KAPSTONE PAPER AND PACKAGING CORP									
	FIFO	7 000	Feb 21, 13	Jan 20, 15	213 63	89 67			123 96
Total					\$30,236.19	\$29,814.66		-\$214.91	\$636.44
Net long-term capital gains or losses									
Net capital gains/losses:									

Prior month or year activity adjustments

Gain and loss details presented here reflect changes to previously reported gains and losses, resulting from a trade cancellation, wash sale transaction or an update to cost basis. If the adjustment is a result of a wash sale transaction, the amount of the disallowed loss has been added to the cost basis of the securities of the same issuer that you held subsequent to the wash sale.

Short-term capital gains and losses

Security description	Method	Quantity or face value	Purchase date	Sale date	Sale amount (\$)	Cost basis (\$)	Wash sale cost basis adjustment (\$)	Loss (\$)	Gain (\$)
UGI CORP NEW	FIFO	37 000	Sep 02, 14	Dec 31, 14	1,406 58	1,302 65			103 93
	FIFO	39 000	Sep 09, 14	Dec 31, 14	1,482 61	1,419 21			63 40
	FIFO	3 000	Nov 05, 14	Dec 31, 14	114 05	114 21		-0 16	
Total					\$3,003.24	\$2,836.07		-\$0.16	\$167.33

UBS FINANCIAL SERVICES INC.

Account: XD 11914

Foreign Income and Taxes Summary

(continued)

Country	Security description	CUSIP	Dividends		Interest	Total Income	Tax
			Nonqualified	Qualified			
Total NETHERLANDS			0.00	135.37	0.00	135.37	-1.48
SZ	PENTAIR LTD ** MERGER EFF 06/2014** \$0.22	H6169Q108	0.00	7.50	0.00	7.50	0.00
Total SWITZERLAND			0.00	7.50	0.00	7.50	0.00
UK	ROYAL BK OF SCOTL& PLC NOTE RATE 3.95 %	78010XAG6	0.00	0.00	79.00	79.00	0.00
UK	MATURES 09/21/2015 VODAFONE GROUP PLC NEW SPON ADR	92857W209	0.00	192.97	0.00	192.97	0.00
UK	VODAFONE GROUP PLC SPON ADR	92857W308	0.00	24.19	0.00	24.19	0.00
UK	ENSCO PLC CL A FOREIGN STOCK	G3157S106	0.00	49.50	0.00	49.50	0.00
Total UNITED KINGDOM			0.00	266.66	79.00	345.66	0.00
Grand Total				4,459.14			
				3,381.54			
				-209.26			

* Total Foreign Source Income utilizes the "Total" column for RICs which may not always be supplied.
 ** Qualified Foreign Source Income utilizes the "Qualified" column for RICs which may not always be supplied

UBS FINANCIAL SERVICES INC.

Account XD 11914

2014

Foreign Income and Taxes Summary

This schedule lists all income and foreign tax by country. Foreign withholding from mutual funds is listed in a separate section with a country designation of "RIC"

Country	Security description	CUSIP	Nonqualified	Dividends Qualified	Interest	Total Income	Tax
	DREYFUS GLOBAL REAL RETURN FUND I	007565252	902.82	554.70	0.00	1,457.52	-24.19
	FEDERATED INTERNATIONAL STRATEGIC VALUE DIVIDEND FUND CLASS IS	314172362	0.00	461.50	0.00	461.50	-27.68
	FEDERATED INTERNATIONAL STRATEGIC VALUE DIVIDEND FUND CLASS A	314172388	0.00	1,091.74	0.00	1,091.74	-88.25
	ISHARES MSCI EAFE ETF	464287465	25.78	802.13	0.00	827.91	-60.21
Total			928.60	2,910.07	0.00	3,838.67	-200.33
BD	SIGNET JEWELERS LTD FOREIGN STOCK	G81276100	0.00	3.90	0.00	3.90	0.00
Total BERMUDA			0.00	3.90	0.00	3.90	0.00
BE	ANHEUSER BUSCH INBEV SPON ADR	03524A108	0.00	29.81	0.00	29.81	-7.45
Total BELGIUM			0.00	29.81	0.00	29.81	-7.45
CJ	PETROBRAS INTL FINANCE NOTE RATE 3.50 % MATURES 02/06/2017	71645WAU5	0.00	0.00	70.00	70.00	0.00
Total CAYMAN ISLANDS			0.00	0.00	70.00	70.00	0.00
EI	PENTAIR PLC FOREIGN STOCK	G7S00T104	0.00	9.00	0.00	9.00	0.00
Total IRELAND			0.00	9.00	0.00	9.00	0.00
MX	AMERICA MOVIL S.A.B. DE C.V. SER L SPON ADR	02364W105	0.00	19.23	0.00	19.23	0.00
Total MEXICO			0.00	19.23	0.00	19.23	0.00
NL	CHICAGO BRIDGE & IRON CO NV EUR	167250109	0.00	9.87	0.00	9.87	-1.48
NL	LYONDELLBASELL INDUSTRIES N V SHS - A - CL A FOREIGN STOCK	N53745100	0.00	125.50	0.00	125.50	0.00

UBS FINANCIAL SERVICES INC.

Account XD 11914

Mutual Fund and UIT Supplemental Information

2014

The following information may be useful in the preparation of your federal and state tax return(s), if applicable. This information represents what was available at the time your 1099 was prepared and may not be all inclusive and is subject to change. Please contact your mutual fund or UIT directly if you need to verify or supplement this information. Not all Federal Source Income is state tax-exempt. For advice on your tax situation please consult a tax advisor, the IRS or your state tax authority.

Symbol	MFTCAO	BIV	MFTCAO	BIV
CUSIP	87234N880	921937819	87234N880	921937819
		969251784		969251784

State	State continued
Alabama	New Mexico
Alaska	New York
Arizona	North Carolina
Arkansas	North Dakota
California	Ohio
Colorado	Oklahoma
Connecticut	Oregon
Delaware	Pennsylvania
Dist Columbia	Rhode Island
Florida	South Carolina
Georgia	South Dakota
Hawaii	Tennessee
Idaho	Texas
Illinois	Utah
Indiana	Vermont
Iowa	Virginia
Kansas	Washington
Kentucky	West Virginia
Louisiana	Wisconsin
Maine	Wyoming
Maryland	U.S. Possessions
Massachusetts	Fgn Source Inc Tot
Michigan	Fgn Source Inc Qual
Minnesota	Fgn Source Inc Adj
Mississippi	Fed Source Total
Missouri	U.S. Treasury
Montana	Fed Home Loan
Nebraska	Fed Farm Credit
Nevada	Student Loan
New Hampshire	TN Valley Auth
New Jersey	Other Dir Fed

	7.83%	39.25%	0.16%
	7.54%	38.65%	0.16%
	0.28%	0.43%	
		0.03%	
			0.10%
			0.05%

* A detailed breakdown for Fed Source Total is listed when available. For more information, contact the mutual fund or UIT directly.

Account XD.11914

Mutual Fund and UIT Supplemental Information

UBS FINANCIAL SERVICES INC.

2014

The following information may be useful in the preparation of your federal and state tax return(s), if applicable. This information represents what was available at the time your 1099 was prepared and may not be all inclusive and is subject to change. Please contact your mutual fund or UIT directly if you need to verify or supplement this information. Not all Federal Source Income is state tax-exempt. For advice on your tax situation please consult a tax advisor, the IRS or your state tax authority.

Symbol	IEF	EFA	MFRNAC	MFTCAL	IEF	EFA	MFRNAC	MFTCAL
CUSIP	464287440	464287465	76881N202	87234N641	464287440	464287465	76881N202	87234N641
State continued								
Alabama								
Alaska								
Arizona								
Arkansas								
California								
Colorado								
Connecticut								
Delaware								
Dist. Columbia								
Florida								
Georgia								
Hawaii								
Idaho								
Illinois								
Indiana								
Iowa								
Kansas								
Kentucky								
Louisiana								
Maine								
Maryland								
Massachusetts								
Michigan								
Minnesota								
Mississippi								
Missouri								
Montana								
Nebraska								
Nevada								
New Hampshire								
New Jersey								
New Mexico								
New York								
North Carolina								
North Dakota								
Ohio								
Oklahoma								
Oregon								
Pennsylvania								
Rhode Island								
South Carolina								
South Dakota								
Tennessee								
Texas								
Utah								
Vermont								
Virginia								
Washington								
West Virginia								
Wisconsin								
Wyoming								
U.S. Possessions								
Fgn Source Inc Tot								87.60%
Fgn Source Inc Qual								
Fgn Source Inc Adj								
Fed Source Total					64.50%			10.85%
U.S. Treasury					64.50%			7.54%
Fed Home Loan								0.28%
Fed Farm Credit								
Student Loan								
TN Valley Auth								
Other Dir. Fed								

* A detailed breakdown for Fed Source Total is listed when available. For more information, contact the mutual fund or UIT directly.

UBS FINANCIAL SERVICES INC.

Account XD 11914

Mutual Fund and UIT Supplemental Information

2014

The following information may be useful in the preparation of your federal and state tax return(s), if applicable. This information represents what was available at the time your 1099 was prepared and may not be all inclusive and is subject to change. Please contact your mutual fund or UIT directly if you need to verify or supplement this information. Not all Federal Source Income is state tax-exempt. For advice on your tax situation please consult a tax advisor, the IRS or your state tax authority

Symbol	MFDRJV	MFDRJT	MFDRJV	MFDRJT
CUSIP	007565252	007565278	007565252	007565278
State	314172362	314172388	314172362	314172388
Alabama				
Alaska				
Arizona				
Arkansas				
California				
Colorado				
Connecticut				
Delaware				
Dist Columbia				
Florida				
Georgia				
Hawaii				
Iaaho				
Illinois				
Indiana				
Iowa				
Kansas				
Kentucky				
Louisiana				
Maine				
Maryland				
Massachusetts				
Michigan				
Minnesota				
Mississippi				
Missouri				
Montana				
Nebraska				
Nevada				
New Hampshire				
New Jersey				
New Mexico				
New York				
North Carolina				
North Dakota				
Ohio				
Oklahoma				
Oregon				
Pennsylvania				
Rhode Island				
South Carolina				
South Dakota				
Tennessee				
Texas				
Utah				
Vermont				
Virginia				
Washington				
West Virginia				
Wisconsin				
Wyoming				
U S Possessions				
Fgn Source Inc Tot	35.83%		37.89%	98.00%
Fgn Source Inc Qual				97.92%
Fgn Source Inc Adj				98.00%
Fed Source Total*	4.15%		4.15%	
U.S. Treasury	4.15%		4.15%	
Fed Home Loan				
Fed Farm Credit				
Student Loan				
TN Valley Auth				
Other Dir. Fed				

* A detailed breakdown for Fed Source Total is listed when available. For more information, contact the mutual fund or UIT directly.

UBS FINANCIAL SERVICES INC.

Account XD 11914

Non-Reportable Actions

(continued)

2014

Security Description	CUSIP and/or symbol	Date	Quantity	Amount	Transaction type	Notes
WILLIAM BLAIR ALLOCATION FUND CLASS I	969251784	07/14/14	2,455.009	0.00	Exchange	
WILLIAM BLAIR ALLOCATION FUND CLASS N	969251792	07/14/14	-2,468.062	0.00	Exchange	
PENTAIR PLC FOREIGN STOCK	G7S00T104	06/03/14	15.000	0.00	Exchange	
PENTAIR LTD ** MERGER EFF 06/2014** \$0.22	H6169Q108	06/03/14	-15.000	0.00	Exchange	

UBS FINANCIAL SERVICES INC.

Account ID: 11914

Non-Reportable Actions

2014

Security Description	CUSIP and/or symbol	Date	Quantity	Amount	Transaction type	Notes
DREYFUS GLOBAL REAL RETURN FUND I	007565252 MFDRLV	07/14/14	2,074.044	0.00	Exchange	
DREYFUS GLOBAL REAL RETURN FUND A	007565278 MFDRLT	07/14/14	-2,082.066	0.00	Exchange	
CALAMOS MARKET NEUTRAL INCOME FUND CLASS A	128119203	07/14/14	-2,064.070	0.00	Exchange	
CALAMOS MARKET NEUTRAL INCOME FUND CLASS I	128119880	07/14/14	2,086.097	0.00	Exchange	
CELGENE CORP COMMON STOCK	151020104 CELG	06/26/14	14.000	0.00	Stock dividend	
FEDERATED INTERNATIONAL STRATEGIC VALUE DIVIDEND FUND CLASS IS	314172362	07/14/14	7,535.081	0.00	Exchange	
FEDERATED INTERNATIONAL STRATEGIC VALUE DIVIDEND FUND CLASS A	314172388	07/14/14	-7,552.067	0.00	Exchange	
CENTER COAST MLP FOCUS FUND CLASS I	461418568	07/14/14	2,855.052	0.00	Exchange	
CENTER COAST MLP FOCUS FUND CLASS A	461418584	07/14/14	-2,869.099	0.00	Exchange	
ITC HOLDINGS CORP	465685105 ITC	03/03/14	48.000	0.00	Stock dividend	
KAPSTONE PAPER AND PACKAGING CORP	48562P103 KS	01/08/14	86.000	0.00	Stock dividend	
TCW TOTAL RETURN BOND FUND	87234N641 MFTCAL	07/14/14	-2,965.094	0.00	Exchange	
TCW T/R BOND FD-1	87234N880 MFTCAO	07/14/14	3,061.024	0.00	Exchange	
TRINITY INDUSTRIES INC COMMON STOCK	896522109 TRN	06/20/14	72.000	0.00	Stock dividend	
UGI CORP NEW COMMON STOCK	902681105 UGI	09/09/14	12.000	0.00	Stock dividend	
VODAFONE GROUP PLC NEW SPON ADR	92857W209	02/27/14	-35.000	0.00	Exchange	
VODAFONE GROUP PLC SPON ADR	92857W308 VOD	02/27/14	19.000	0.00	Exchange	
WELLS FARGO ADVANTAGE ABSOLUTE RETURN FUND CLASS INSTL	94987W109 MFWFUA	07/14/14	-1,508.095	0.00	Exchange	
WELLS FARGO ADVANTAGE ABSOLUTE RETURN FUND CLASS INSTL	94987W737 MFWFGB	07/14/14	1,501.016	0.00	Exchange	

UBS FINANCIAL SERVICES INC.

Account XD 11914

Fees & Payments Received

2014

Security description	CUSIP and/or symbol	Date	Amount	Transaction type	Notes
ADVISORY ACCOUNT FEE-XD 11914		12/31/14	-6,116.46	Management fee	
ANHEUSER BUSCH INBEV SPON ADR	03524A108 BUD	11/28/14	-0.96	Depository receipt fee	
VODAFONE GROUP PLC NEW SPON ADR	92857W209	02/05/14	-0.53	Depository receipt fee	
VODAFONE GROUP PLC SPON ADR	92857W308 VOD	08/06/14	-0.38	Depository receipt fee	
Total Fees & Payments Received:			0.00		
Total Management fee:			-6,116.46		
Total Depository receipt fee:			-1.87		

UBS FINANCIAL SERVICES INC.

Account XD 11914

Expenses

2014

Security description	CUSIP and/or symbol	Date	Amount	Transaction type	Notes
SPDR GOLD TRUST	78463V107 GLD	08/13/14	-8.31	Gross proceeds investment expense	15
	Note. CL	09/11/14	-11.79	Gross proceeds investment expense	15
		10/10/14	-9.75	Gross proceeds investment expense	15
		11/13/14	-9.99	Gross proceeds investment expense	15
		12/11/14	-10.41	Gross proceeds investment expense	15
			-50.25		
Security Total:					
Total Expenses:			-50.25		

UBS FINANCIAL SERVICES INC.

Account XD 11914

Detail for Interest Income

(continued)

2014

Security description	CUSIP and/or symbol	Date	Amount	Transaction type	Notes
U S TREASURY INFL NOTE NOTE RATE 1.25 % MATURES 04/15/2014	912828QC7	04/15/14	31 25	Treasury interest	
WACHOVIA CORP 2ND NEW NOTE RATE 5.25 % MATURES 08/01/2014	929903AJ1	02/01/14 08/01/14	52 50 52 50 105.00	Interest Interest	
	Interest Income				
	Total Interest Income:		2,643.34		
	Total Bd prem noncovered:		-554.43		

UBS FINANCIAL SERVICES INC.
2014

Account XD 11914

Detail for Interest Income
(continued)

Security description	CUSIP and/or symbol	Date	Amount	Transaction type	Notes
TIME WARNER INC RATE 4.75 % MATURES 03/29/2021 DATED DATE 04/01/2011	887317AK1	03/28/14	-9.51	Bd prem noncovered	
		03/29/14	47.50	Interest	
		09/28/14	-9.68	Bd prem noncovered	
		09/29/14	47.50	Interest	
	Interest Income: Bd prem noncovered.		95.00		
			-19.19		
U S TREASURY NOTE NOTE RATE 4.875 % MATURES 08/15/2016	912828FQ8	02/14/14	-16.95	Bd prem noncovered	
		02/15/14	97.50	Treasury interest	
		08/14/14	-17.28	Bd prem noncovered	
		08/15/14	97.50	Treasury interest	
	Interest Income		195.00		
	Bd prem noncovered.		-34.23		
U S TREASURY NOTE NOTE RATE 3.375 % MATURES 11/15/2019	912828LY4	05/15/14	67.50	Treasury interest	
		11/15/14	67.50	Treasury interest	
	Interest Income		135.00		
U S TREASURY NOTE NOTE RATE 2.625 % MATURES 08/15/2020	912828NT3	02/15/14	26.25	Treasury interest	
		08/15/14	26.25	Treasury interest	
	Interest Income		52.50		
U S TREASURY NOTE NOTE RATE 1.375 % MATURES 11/30/2015	912828PJ3	05/30/14	-6.84	Bd prem noncovered	
		05/31/14	13.75	Treasury interest	
		11/29/14	-6.87	Bd prem noncovered	
		11/30/14	13.75	Treasury interest	
	Interest Income:		27.50		
	Bd prem noncovered:		-13.71		
U S TREASURY NOTE NOTE RATE 2.625 % MATURES 01/31/2018	912828PT1	01/30/14	-21.37	Bd prem noncovered	
		01/31/14	39.38	Treasury interest	
		07/30/14	-21.49	Bd prem noncovered	
		07/31/14	39.38	Treasury interest	
	Interest Income		78.76		
	Bd prem noncovered.		-42.86		

UBS FINANCIAL SERVICES INC.

2014

Detail for Interest Income
(continued)

Account XD 11914

Security description	CUSIP and/or symbol	Date	Amount	Transaction type	Notes
GOLDMAN SACHS GROUP INC NOTE RATE 6 15 % MATURES 04/01/2018 (Cont'd)	38141GFM1	04/01/14	61.50	Interest	
		09/30/14	-11.07	Bd prem noncovered	
		10/01/14	61.50	Interest	
	Interest income.		123.00		
	Bd prem noncovered.		-21.88		
J P MORGAN CHASE & CO RATE 4 40 % MATURES 07/22/2020	46625HHS2	01/22/14	44.00	Interest	
		07/22/14	44.00	Interest	
	Interest income.		88.00		
KRAFT FOODS INC NTS B/E 4 125% 020916 DTD020810 FC080910	50075NBB9	02/08/14	-8.23	Bd prem noncovered	
		02/09/14	41.25	Interest	
		08/08/14	-8.36	Bd prem noncovered	
		08/09/14	41.25	Interest	
	Interest income.		82.50		
	Bd prem noncovered		-16.59		
MERRILL LYNCH & CO INC MEDIUM TERM NOTE RATE 6 40 % MATURES 08/28/2017	59018YJ69	02/27/14	-18.69	Bd prem noncovered	
		02/28/14	64.00	Interest	
		08/27/14	-19.08	Bd prem noncovered	
		08/28/14	64.00	Interest	
	Interest income.		128.00		
	Bd prem noncovered		-37.77		
PETROBRAS INTL FINANCE NOTE RATE 3.50 % MATURES 02/06/2017	71645WAU5	02/05/14	-1.57	Bd prem noncovered	
		02/06/14	35.00	Interest	
		08/05/14	-1.60	Bd prem noncovered	
		08/06/14	35.00	Interest	
	Interest income:		70.00		
	Bd prem noncovered:		-3.17		
ROYAL BK OF SCOTL& PLC NOTE RATE 3.95 % MATURES 09/21/2015	78010XAG6	03/19/14	-2.80	Bd prem noncovered	
		03/20/14	39.50	Interest	
		09/19/14	-2.85	Bd prem noncovered	
		09/20/14	39.50	Interest	
	Interest income:		79.00		
	Bd prem noncovered:		-5.65		

UBS FINANCIAL SERVICES INC.

Account XD 11914

2014

Detail for Interest Income

(continued)

Security description	CUSIP and/or symbol	Date	Amount	Transaction type	Notes
ENTERPRISE PRODUCTS OPER RATE 4.05 % MATURES 02/15/2022	29379VAU7	02/14/14	-3.43	Bd prem noncovered	
		02/15/14	40.50	Interest	
		08/14/14	-3.49	Bd prem noncovered	
		08/15/14	40.50	Interest	
			81.00		
			-6.92		
FHLMC CALLABLE RATE 5.00 % MATURES 01/30/2014 CALLABLE DATED DATE 01/30/2004	3128X2TM7	01/30/14	100.00	Interest	
FHLMC NOTE RATE 4.375 % MATURES 07/17/2015 DATED DATE 07/14/2005	3134AAVC5	01/16/14	-138.17	Bd prem noncovered	
		01/17/14	175.00	Interest	
		07/16/14	-138.76	Bd prem noncovered	
		07/17/14	175.00	Interest	
			350.00		
			-276.93		
FNMA NOTE RATE 5.25 % MATURES 09/15/2016 DATED DATE 08/17/2006	31359MW41	03/14/14	-29.40	Bd prem noncovered	
		03/15/14	157.50	Interest	
		09/14/14	-30.01	Bd prem noncovered	
		09/15/14	157.50	Interest	
			315.00		
			-59.41		
FNMA NOTE RATE 2.75 % MATURES 03/13/2014 DATED DATE 03/13/2009	31398AVZ2	03/13/14	27.50	Interest	
GENL ELECT CAP CORP SUBORDINATED RATE 5.30 % MATURES 02/11/2021	369622SM8	02/10/14	-0.80	Bd prem noncovered	
		02/11/14	53.00	Interest	
		08/10/14	-0.82	Bd prem noncovered	
		08/11/14	53.00	Interest	
			106.00		
			-1.62		
GOLDMAN SACHS GROUP INC NOTE RATE 6.15 % MATURES 04/01/2018	38141GFM1	03/31/14	-10.81	Bd prem noncovered	

UBS FINANCIAL SERVICES INC.

2014

Account XD 11914

Detail for Interest Income

Security description	CUSIP and/or symbol	Date	Amount	Transaction type	Notes
UBS BANK USA BUSINESS ACCOUNT	90499A916	01/07/14	0.07	Interest	
		02/06/14	0.30	Interest	
		03/06/14	0.13	Interest	
		04/04/14	0.28	Interest	
		05/06/14	0.38	Interest	
		06/05/14	1.76	Interest	
		07/07/14	1.18	Interest	
		08/06/14	0.73	Interest	
		09/05/14	1.05	Interest	
		10/06/14	0.87	Interest	
		11/06/14	1.23	Interest	
		12/04/14	0.32	Interest	
		12/31/14	0.53	Interest	
			8.83		
	Interest Income:				
AT&T INC CALL @M/W+BP RATE 5.50 % MATURES 02/01/2018	00206RAJ1	01/31/14	-5.52	Bd prem noncovered	
		02/01/14	55.00	Interest	
		07/31/14	-5.65	Bd prem noncovered	
		08/01/14	55.00	Interest	
			110.00		
			-11.17		
	Interest Income:				
	Bd prem noncovered.				
AMER EXPRESS CO NOTE RATE 7.25 % MATURES 05/20/2014	025816BA6	05/20/14	72.50	Interest	
BB&T CORP RATE 3.95 % MATURES 04/29/2016 MAY BE CALLABLE	05531FAF0	04/28/14	-1.14	Bd prem noncovered	
		04/29/14	39.50	Interest	
		10/28/14	-1.16	Bd prem noncovered	
		10/29/14	39.50	Interest	
			79.00		
			-2.30		
	Interest Income:				
	Bd prem noncovered				
COMCAST CORP NEW RATE 5.15 % MATURES 03/01/2020 DATED DATE 03/01/2010	20030NBA8	02/28/14	-0.51	Bd prem noncovered	
		03/01/14	51.50	Interest	
		08/31/14	-0.52	Bd prem noncovered	
		09/01/14	51.50	Interest	
			103.00		
			-1.03		
	Interest Income:				
	Bd prem noncovered				

UBS FINANCIAL SERVICES INC.

Account XD 11914

Detail for Dividends and Distributions

(continued)

2014

Security description	CUSIP and/or symbol	State	Date	Amount	Transaction type	Notes	ExDate
EATON CORP PLC FOREIGN STOCK (Cont'd)	G29183103 ETN Dividends and Distributions		11/28/14	16.17 64.68	Nondividend distribution	03	11/12/2014
ENSCO PLC CL A FOREIGN STOCK	G3157S106 ESV		03/21/14	49.50	Qualified dividend		03/06/2014
PENTAIR PLC FOREIGN STOCK	G7S00T104 PNR Dividends and Distributions:		08/08/14 11/07/14	4.50 4.50 9.00	Qualified dividend Qualified dividend		07/23/2014 10/22/2014
SIGNET JEWELERS LTD FOREIGN STOCK	G81276100 SIG		02/27/14	3.90	Qualified dividend		01/29/2014
PENTAIR LTD ** MERGER EFF 06/2014** \$0.22	H6169Q108 Dividends and Distributions		02/07/14 05/09/14	3.75 3.75 7.50	Qualified dividend Qualified dividend		01/22/2014 04/23/2014
LYONDELLBASELL INDUSTRIES N V SHS - A - CL A FOREIGN STOCK	N53745100 LYB Dividends and Distributions:		03/17/14 05/12/14 09/08/14 12/08/14	28.20 28.00 26.60 42.70 125.50	Qualified dividend Qualified dividend Qualified dividend Qualified dividend		02/27/2014 04/24/2014 08/21/2014 11/20/2014
Total Dividends and Distributions:				15,904.95			
Total Foreign tax withheld:				-209.26			

UBS FINANCIAL SERVICES INC.

2014

Detail for Dividends and Distributions

(continued)

Account XD 11914

Security description	CUSIP and/or symbol	State	Date	Amount	Transaction type	Notes	ExDate
VERIZON COMMUNICATIONS INC	92343V104	VZ	02/24/14	433.08	Qualified stock spinoff		04/08/2014
			05/01/14	4.77	Qualified dividend		07/08/2014
			08/01/14	4.77	Qualified dividend		10/08/2014
			11/03/14	4.95	Qualified dividend		
				447.57			
Dividends and Distributions							
VIRTUS MULTI-SECTOR SHORT TERM BOND FUND - CLASS A	92828R644		01/13/14	21.58	Nonqualified dividend		
Dividends and Distributions							
VODAFONE GROUP PLC NEW SPON ADR	92857W209		02/05/14	20.49	Qualified dividend		11/20/2013
			03/04/14	172.48	Qualified dividend		02/24/2014
				192.97			
Dividends and Distributions							
VODAFONE GROUP PLC SPON ADR	92857W308	VOD	08/06/14	24.19	Qualified dividend		06/11/2014
Dividends and Distributions							
WAL MART STORES INC COMMON STOCK	931142103	WMT	01/02/14	7.52	Qualified dividend		12/04/2013
			04/01/14	7.68	Qualified dividend		03/07/2014
			06/02/14	7.68	Qualified dividend		05/07/2014
			09/03/14	7.68	Qualified dividend		08/06/2014
				30.56			
Dividends and Distributions							
WALGREEN CO **MERGER EFF 12/2014**	931422109		06/12/14	12.29	Qualified dividend		05/19/2014
			09/12/14	17.21	Qualified dividend		08/19/2014
				29.50			
Dividends and Distributions							
WILLIAM BLAIR ALLOCATION FUND CLASS I	969251784		12/19/14	113.74	Qualified dividend	03	12/18/2014
			12/19/14	1,433.77	Nonqualified dividend	03	12/18/2014
				1,547.51			
Dividends and Distributions							
WILLIAM BLAIR EMERGING MARKETS SMALL CAP GROWTH FUND CLASS I	969251859		12/19/14	148.54	Qualified dividend	03	12/18/2014
			12/19/14	1,263.81	Long-term capital gain		
				1,412.35			
Dividends and Distributions							
EATON CORP PLC FOREIGN STOCK	G29183103	ETN	03/21/14	16.17	Nondividend distribution	03	03/06/2014
			05/23/14	16.17	Nondividend distribution	03	05/01/2014
			08/22/14	16.17	Nondividend distribution	03	07/31/2014

UBS FINANCIAL SERVICES INC.

2014

Account XD 11914

Detail for Dividends and Distributions

(continued)

Security description	CUSIP and/or symbol	State	Date	Amount	Transaction type	Notes	ExDate
TESORO CORP	881609101	TSO	12/15/14	26.40	Qualified dividend		11/25/2014
TRINITY INDUSTRIES INC COMMON STOCK	896522109	TRN	01/31/14	10.80	Qualified dividend		01/13/2014
			04/30/14	10.80	Qualified dividend		04/11/2014
			07/31/14	14.40	Qualified dividend		07/11/2014
			10/31/14	14.40	Qualified dividend		10/10/2014
		Dividends and Distributions		50.40			
TYSON FOODS INC CL A COMMON STOCK	902494103	TSN	03/14/14	7.43	Qualified dividend		02/26/2014
			06/13/14	6.90	Qualified dividend		05/28/2014
			09/15/14	6.90	Qualified dividend		08/27/2014
			12/15/14	9.20	Qualified dividend		11/26/2014
		Dividends and Distributions		30.43			
UGI CORP NEW COMMON STOCK	902681105	UGI	10/01/14	16.53	Qualified dividend		09/11/2014
US BANCORP DEL (NEW)	902973304	USB	01/15/14	11.27	Qualified dividend		12/27/2013
			04/15/14	6.67	Qualified dividend		03/27/2014
			07/15/14	7.11	Qualified dividend		06/26/2014
		Dividends and Distributions		25.05			
UNITEDHEALTH GROUP INC	91324P102	UNH	03/25/14	4.76	Qualified dividend		03/12/2014
VANGUARD BD INDEX FD INC INTERMEDIATE TERM BOND ETF	921937819	BIV	05/07/14	34.86	Nonqualified dividend		05/01/2014
			06/06/14	36.66	Nonqualified dividend		06/02/2014
			07/08/14	35.58	Nonqualified dividend		07/01/2014
			08/07/14	35.96	Nonqualified dividend		08/01/2014
			09/08/14	35.78	Nonqualified dividend		09/02/2014
			10/07/14	33.90	Nonqualified dividend		10/01/2014
			11/07/14	35.45	Nonqualified dividend		11/03/2014
		Dividends and Distributions		248.19			
VANGUARD INDEX FDS S&P 500 ETF	922908363	VOO	03/28/14	142.56	Qualified dividend	03	03/24/2014
			06/27/14	72.81	Qualified dividend	03	06/23/2014
			09/26/14	78.84	Qualified dividend	03	09/22/2014
			12/24/14	164.16	Qualified dividend	03	12/18/2014
		Dividends and Distributions		458.37			

UBS FINANCIAL SERVICES INC.

2014

Account XD 11914

Detail for Dividends and Distributions

(continued)

Security description	CUSIP and/or symbol	State	Date	Amount	Transaction type	Notes	ExDate
PNM RESOURCES INC (HOLDING CO)	69349H107	PNM	02/14/14	9.25	Qualified dividend		01/21/2014
			05/15/14	9.25	Qualified dividend		04/15/2014
			08/15/14	9.25	Qualified dividend		07/30/2014
				27.75			
Dividends and Distributions:							
POWERSHARES ETF TR II S&P500	73937B779	SPLV	11/28/14	61.41	Qualified dividend	03	11/14/2014
ETF			12/31/14	60.51	Qualified dividend	03	12/15/2014
				121.92			
Dividends and Distributions:							
RIVERNORTH/DOUBLELINE STRATEGIC INCOME FUND I	76881N202	MFRNAC	11/28/14	0.96	Qualified dividend	03	11/26/2014
			11/28/14	50.09	Nonqualified dividend	03	11/26/2014
			12/31/14	2.34	Qualified dividend	03	12/30/2014
			12/31/14	122.80	Nonqualified dividend	03	12/30/2014
				176.19			
Dividends and Distributions:							
SPDR S&P 500 ETF TR	78462F103	SPY	07/31/14	70.75	Qualified dividend	03	06/20/2014
			07/31/14	4.19	Nonqualified dividend	03	06/20/2014
				74.94			
Dividends and Distributions:							
SANDISK CORP	80004C101	SNDK	02/24/14	15.98	Qualified dividend		01/30/2014
Dividends and Distributions:							
TCW TOTAL RETURN BOND FUND	87234N641	MFTCAL	01/31/14	73.31	Nonqualified dividend		
			02/28/14	58.79	Nonqualified dividend		
			03/31/14	58.90	Nonqualified dividend		
			04/30/14	56.06	Nonqualified dividend		
			05/30/14	53.21	Nonqualified dividend		
			06/30/14	51.82	Nonqualified dividend		
				352.09			
Dividends and Distributions:							
TCW T/R BOND FD-I	87234N880	MFTCAO	07/31/14	58.16	Nonqualified dividend		
			08/29/14	58.27	Nonqualified dividend		
			09/30/14	58.38	Nonqualified dividend		
			11/03/14	58.49	Nonqualified dividend		
			11/28/14	55.51	Nonqualified dividend		
			12/30/14	55.61	Nonqualified dividend		
			12/30/14	90.74	Long-term capital gain		
			12/30/14	26.34	Short-term capital gain		
				461.50			

UBS FINANCIAL SERVICES INC.
2014

Account XD 11914

Detail for Dividends and Distributions
(continued)

Security description	CUSIP and/or symbol	State	Date	Amount	Transaction type	Notes	ExDate
ISHARES HIGH DIVIDEND ETF (Cont'd)	46429B663 HDV		09/30/14	255.53	Qualified dividend	03	09/24/2014
			12/31/14	271.41	Qualified dividend	03	12/24/2014
				1,019.05			
Dividends and Distributions:							
ITC HOLDINGS CORP	465685105 ITC		03/19/14	10.26	Qualified dividend		03/06/2014
			06/16/14	9.26	Qualified dividend		05/29/2014
			09/15/14	11.21	Qualified dividend		08/28/2014
			12/15/14	12.35	Qualified dividend		11/26/2014
				43.08			
Dividends and Distributions:							
MATTEL INC COMMON STOCK	577081102 MAT		03/07/14	3.95	Qualified dividend	03	02/18/2014
			03/07/14	15.81	Nondividend distribution	03	02/18/2014
			06/13/14	3.95	Qualified dividend	03	05/21/2014
			06/13/14	15.81	Nondividend distribution	03	05/21/2014
			09/19/14	3.95	Qualified dividend	03	08/25/2014
			09/19/14	15.81	Nondividend distribution	03	08/25/2014
				59.28			
Dividends and Distributions:							
MENTOR GRAPHICS CORP COMMON STOCK	587200106 MENT		01/02/14	7.16	Qualified dividend		12/06/2013
			03/31/14	5.10	Qualified dividend		03/06/2014
			06/30/14	5.10	Qualified dividend		06/06/2014
			09/30/14	5.75	Qualified dividend		09/08/2014
				23.11			
Dividends and Distributions:							
MICROSOFT CORP	594918104 MSFT		03/13/14	18.48	Qualified dividend		02/18/2014
			06/12/14	14.56	Qualified dividend		05/13/2014
			09/11/14	14.56	Qualified dividend		08/19/2014
			12/11/14	16.12	Qualified dividend		11/18/2014
				63.72			
Dividends and Distributions:							
OMNICARE INC COMMON STOCK	681904108 OCR		03/27/14	8.00	Qualified dividend		03/10/2014
			06/26/14	8.20	Qualified dividend		06/10/2014
			09/29/14	8.20	Qualified dividend		09/18/2014
			12/26/14	9.90	Qualified dividend		12/12/2014
				34.30			
Dividends and Distributions:							

UBS FINANCIAL SERVICES INC.

2014

Account XD 11914

Detail for Dividends and Distributions

(continued)

Security description	CUSIP and/or symbol	State	Date	Amount	Transaction type	Notes	ExDate
CENTER COAST MLP FOCUS FUND CLASS A	461418584		01/29/14	71.03	Qualified dividend	03	01/29/2014
			01/29/14	87.67	Nondividend distribution	03	01/29/2014
			02/26/14	71.40	Qualified dividend	03	02/26/2014
			02/26/14	88.13	Nondividend distribution	03	02/26/2014
			03/27/14	71.77	Qualified dividend	03	03/27/2014
			03/27/14	88.59	Nondividend distribution	03	03/27/2014
			04/28/14	72.15	Qualified dividend	03	04/28/2014
			04/28/14	89.05	Nondividend distribution	03	04/28/2014
			05/28/14	72.51	Qualified dividend	03	05/28/2014
			05/28/14	89.50	Nondividend distribution	03	05/28/2014
			06/26/14	72.87	Qualified dividend	03	06/26/2014
			06/26/14	89.94	Nondividend distribution	03	06/26/2014
				964.61			
Dividends and Distributions							
ISHARES 7-10 YEAR TREASURY BOND ETF	464287440	IEF	02/07/14	50.82	Nonqualified dividend		02/03/2014
			03/07/14	48.08	Nonqualified dividend		03/03/2014
			04/07/14	54.99	Nonqualified dividend		04/01/2014
			05/07/14	56.28	Nonqualified dividend		05/01/2014
			06/06/14	50.87	Nonqualified dividend		06/02/2014
			07/08/14	55.72	Nonqualified dividend		07/01/2014
			08/07/14	29.92	Nonqualified dividend		08/01/2014
			09/08/14	27.69	Nonqualified dividend		09/02/2014
			10/07/14	28.91	Nonqualified dividend		10/01/2014
			11/07/14	27.62	Nonqualified dividend		11/03/2014
				430.90			
Dividends and Distributions							
ISHARES MSCI EAFE ETF	464287465	EFA	07/02/14	802.13	Qualified dividend	03	06/25/2014
			07/02/14	25.78	Nonqualified dividend	03	06/25/2014
			07/02/14	-60.21	Foreign tax withheld-Varous	03	06/25/2014
				827.91			
				-60.21			
Dividends and Distributions. Foreign tax withheld.							
ISHARES RUSSELL 3000 ETF	464287689	IWV	07/09/14	68.89	Qualified dividend	03	07/02/2014
			09/30/14	58.60	Qualified dividend	03	09/24/2014
				127.49			
Dividends and Distributions							
ISHARES HIGH DIVIDEND ETF	464298663	HDV	03/31/14	244.12	Qualified dividend	03	03/25/2014
			06/30/14	247.99	Qualified dividend	03	06/24/2014

UBS FINANCIAL SERVICES INC.

Account XD 11914

Detail for Dividends and Distributions

(continued)

Security description	CUSIP and/or symbol	State	Date	Amount	Transaction type	Notes	ExDate
FEDERATED INTERNATIONAL STRATEGIC VALUE DIVIDEND FUND CLASS A (Cont'd)	314172388		04/30/14	-19.94	Foreign tax withheld-Variou	03	04/29/2014
			05/30/14	243.97	Qualified dividend	03	05/29/2014
			05/30/14	-34.40	Foreign tax withheld-Variou	03	05/29/2014
			06/30/14	104.67	Qualified dividend	03	06/27/2014
			06/30/14	-6.77	Foreign tax withheld-Variou	03	06/27/2014
				1,091.74			
				-88.25			
HALLIBURTON CO (HOLDING COMPANY)	406216101 HAL		06/25/14	8.55	Qualified dividend		06/02/2014
			09/24/14	8.10	Qualified dividend		08/29/2014
				16.65			
HARMAN INTL INDS INC NEW COMMON STOCK	413086109 HAR		02/25/14	10.80	Qualified dividend		02/06/2014
			05/27/14	10.20	Qualified dividend		05/08/2014
			09/02/14	10.89	Qualified dividend		08/14/2014
			11/24/14	10.89	Qualified dividend		11/06/2014
				42.78			
HOME DEPOT INC	437076102 HD		03/27/14	14.10	Qualified dividend		03/11/2014
			06/19/14	14.10	Qualified dividend		06/03/2014
			09/18/14	14.10	Qualified dividend		09/02/2014
			12/18/14	14.10	Qualified dividend		12/02/2014
				56.40			
CENTER COAST MLP FOCUS FUND CLASS I	461418568		07/29/14	72.85	Qualified dividend	03	07/29/2014
			07/29/14	89.91	Nondividend distribution	03	07/29/2014
			08/27/14	73.19	Qualified dividend	03	08/27/2014
			08/27/14	90.35	Nondividend distribution	03	08/27/2014
			09/26/14	63.72	Qualified dividend	03	09/26/2014
			09/26/14	78.65	Nondividend distribution	03	09/26/2014
			10/29/14	64.02	Qualified dividend	03	10/29/2014
			10/29/14	79.02	Nondividend distribution	03	10/29/2014
			11/11/14	64.33	Qualified dividend	03	11/12/2014
			11/11/14	79.40	Nondividend distribution	03	11/12/2014
			11/24/14	64.65	Qualified dividend	03	11/24/2014
			11/24/14	79.79	Nondividend distribution	03	11/24/2014
				899.88			

Dividends and Distributions:
Foreign tax withheld:

Dividends and Distributions:

Dividends and Distributions:

Dividends and Distributions:

Dividends and Distributions:

UBS FINANCIAL SERVICES INC.

2014

Detail for Dividends and Distributions

(continued)

Account XD 11814

Security description	CUSIP and/or symbol	State	Date	Amount	Transaction type	Notes	ExDate
CORNING INC COMMON STOCK	219350105	GLW	09/30/14	17.30	Qualified dividend		08/27/2014
DANA HOLDING CORP	235825205	DAN	04/04/14	5.95	Qualified dividend		03/12/2014
			06/06/14	5.95	Qualified dividend		05/14/2014
			09/12/14	5.95	Qualified dividend		08/20/2014
			12/05/14	5.95	Qualified dividend		11/12/2014
	Dividends and Distributions:			23.80			
WALT DISNEY CO (HOLDING CO) DISNEY COM	254687106	DIS	01/16/14	24.08	Qualified dividend		12/12/2013
EASTMAN CHEMICAL CO COMMON STOCK	277432100	EMN	01/02/14	16.45	Qualified dividend		12/12/2013
			04/01/14	16.10	Qualified dividend		03/12/2014
			07/01/14	18.55	Qualified dividend		06/11/2014
			10/01/14	15.75	Qualified dividend		09/11/2014
	Dividends and Distributions:			66.85			
FEDERATED INTERNATIONAL STRATEGIC VALUE DIVIDEND FUND CLASS IS	314172362		07/31/14	32.78	Qualified dividend	03	07/30/2014
			07/31/14	-2.64	Foreign tax withheld-Variou	03	07/30/2014
			08/29/14	128.00	Qualified dividend	03	08/28/2014
			08/29/14	-3.55	Foreign tax withheld-Variou	03	08/28/2014
			09/30/14	77.37	Qualified dividend	03	09/29/2014
			09/30/14	-10.75	Foreign tax withheld-Variou	03	09/29/2014
			11/28/14	92.37	Qualified dividend	03	11/26/2014
			11/28/14	-4.88	Foreign tax withheld-Variou	03	11/26/2014
			12/29/14	130.98	Qualified dividend	03	12/26/2014
			12/29/14	92.20	Long-term capital gain	03	12/26/2014
			12/29/14	-5.86	Foreign tax withheld-Variou	03	12/26/2014
	Dividends and Distributions:			553.70			
	Foreign tax withheld			-27.68			
FEDERATED INTERNATIONAL STRATEGIC VALUE DIVIDEND FUND CLASS A	314172388		01/31/14	42.60	Qualified dividend	03	01/30/2014
			01/31/14	-3.06	Foreign tax withheld-Variou	03	01/30/2014
			02/28/14	381.02	Qualified dividend	03	02/27/2014
			02/28/14	-4.90	Foreign tax withheld-Variou	03	02/27/2014
			03/31/14	170.56	Qualified dividend	03	03/28/2014
			03/31/14	-19.18	Foreign tax withheld-Variou	03	03/28/2014
			04/30/14	148.92	Qualified dividend	03	04/29/2014

UBS FINANCIAL SERVICES INC.

2014

Account XD 1/19/14

Detail for Dividends and Distributions

(continued)

Security description	CUSIP and/or symbol	State	Date	Amount	Transaction type	Notes	ExDate
CVS HEALTH CORP	126650100	CVS	02/03/14	21.73	Qualified dividend		01/21/2014
			05/02/14	21.73	Qualified dividend		04/17/2014
			08/01/14	13.75	Qualified dividend		07/17/2014
			11/03/14	9.35	Qualified dividend		10/21/2014
				66.56			
Dividends and Distributions:							
CALAMOS MARKET NEUTRAL INCOME FUND CLASS A	128119203		03/20/14	69.76	Qualified dividend	03	03/20/2014
			03/20/14	31.77	Nonqualified dividend	03	03/20/2014
			06/19/14	18.72	Qualified dividend	03	06/19/2014
			06/19/14	8.53	Nonqualified dividend	03	06/19/2014
				128.78			
Dividends and Distributions:							
CALAMOS MARKET NEUTRAL INCOME FUND CLASS I	128119880		09/18/14	48.35	Qualified dividend	03	09/18/2014
			09/18/14	22.02	Nonqualified dividend	03	09/18/2014
			12/18/14	115.20	Qualified dividend	03	12/18/2014
			12/18/14	18.55	Nonqualified dividend	03	12/18/2014
			12/18/14	7.77	Short-term capital gain	03	12/18/2014
			12/18/14	276.17	Long-term capital gain		
				488.06			
Dividends and Distributions:							
CALVERT HIGH YLD BND Y	131582397		11/26/14	136.74	Nonqualified dividend		
			12/12/14	275.51	Long-term capital gain		
			12/12/14	436.66	Short-term capital gain		
			12/30/14	143.65	Nonqualified dividend		
				992.56			
Dividends and Distributions:							
CHICAGO BRIDGE & IRON CO NV EUR	167250109	CBI	03/31/14	3.08	Qualified dividend		03/19/2014
			03/31/14	-0.46	Foreign tax withheld-NL		
			06/30/14	3.08	Qualified dividend		06/18/2014
			06/30/14	-0.46	Foreign tax withheld-NL		
			09/30/14	3.71	Qualified dividend		09/18/2014
			09/30/14	-0.56	Foreign tax withheld-NL		
				9.87			
				-1.48			
Dividends and Distributions: Foreign tax withheld.							
CHUBB CORP COMMON STOCK	171232101	CB	01/07/14	18.04	Qualified dividend		12/18/2013

UBS FINANCIAL SERVICES INC.

2014

Account: XD 11914

Detail for Dividends and Distributions

Security description	CUSIP and/or symbol	State	Date	Amount	Transaction type	Notes	ExDate
AT&T INC	00206R102 T		02/03/14	32.66	Qualified dividend		01/08/2014
			05/01/14	32.66	Qualified dividend		04/08/2014
			08/01/14	31.74	Qualified dividend		07/08/2014
			11/03/14	31.74	Qualified dividend		10/08/2014
	Dividends and Distributions:			128.80			
DREYFUS GLOBAL REAL RETURN FUND I	007565252 MFD RJV		12/30/14	554.70	Qualified dividend	03	12/30/2014
			12/30/14	902.82	Nonqualified dividend	03	12/30/2014
			12/30/14	-24.19	Foreign tax withheld-Various	03	12/30/2014
	Dividends and Distributions			1,457.52			
	Foreign tax withheld			-24.19			
DREYFUS GLOBAL REAL RETURN FUND A	007565278 MFD RJT		03/31/14	17.69	Long-term capital gain		
AMERICA MOVIL S A B DE C V SER L SPON ADR	02364W105 AMX		11/24/14	19.23	Qualified dividend		11/10/2014
AMERIPRISE FINANCIAL INC	03076C106 AMP		02/28/14	17.16	Qualified dividend		02/12/2014
			05/23/14	19.14	Qualified dividend		05/07/2014
			08/22/14	17.98	Qualified dividend		08/07/2014
			11/21/14	17.40	Qualified dividend		11/06/2014
	Dividends and Distributions:			71.68			
AMGEN INC COMMON STOCK	031162100 AMGN		03/07/14	12.81	Qualified dividend		02/11/2014
			06/06/14	6.10	Qualified dividend		05/13/2014
			09/05/14	6.10	Qualified dividend		08/12/2014
			12/05/14	6.10	Qualified dividend		11/10/2014
	Dividends and Distributions			31.11			
ANHEUSER BUSCH INBEV SPON ADR	03524A108 BUD		11/28/14	29.81	Qualified dividend		11/06/2014
			11/28/14	-7.45	Foreign tax withheld-BE		
	Dividends and Distributions:			29.81			
	Foreign tax withheld:			-7.45			
CIGNA CORP COMMON STOCK	125509109 CI		04/09/14	1.80	Qualified dividend		03/10/2014

UBS FINANCIAL SERVICES INC.

Account XD 11914

Proceeds from Broker and Barter Exchange Transactions

(continued)

OMB No 1545-0715

2014 1099-B*

UNDETERMINED-TERM TRANSACTIONS

5- NONCOVERED tax lots 3- Basis NOT reported to the IRS**

Consult your investment records for the cost basis and/or the date of acquisition to determine whether the transactions in this section are long-term or short-term.

Report on Form 8949 Use either Part I with Box B checked or Part II with Box E checked

1a- Description of property/CUSIP/Symbol

1c- Date sold or disposed	Quantity	6- Reported (Gross (Net)	1d- Proceeds & Reported (Gross (Net)	Date acquired	Cost or other basis	Adjustments & Code(s), if any	Gain or loss(-) & 7- Loss not allowed(X)	Additional Information
SPDR GOLD TRUST / CUSIP: 78463V107 / Symbol: GLD / Note: CL (cont'd)	0.000	9.75	N/A					Principal payment Note: 16 Cost Basis Factor: 0.00032755
10/10/14	0.000	9.99	N/A					Principal payment Note: 16 Cost Basis Factor: 0.000357831
11/13/14	0.000	10.41	N/A					Principal payment Note: 16 Cost Basis Factor: 0.000339848
12/11/14	0.000	50.25						
Security total:								

U.S. TREASURY INFL NOTE RATE 1.25% MATURES 04/15/2014 / CUSIP: 912828QC7 / Symbol

04/15/14	5,000.000	5,000.00	05/02/12			0.00	0.00	Sale
----------	-----------	----------	----------	--	--	------	------	------

SIGNET JEWELERS LTD FOREIGN STOCK / CUSIP: G81276100 / Symbol: SIG

03/11/14	15,000	1,460.22	N/A			0.00	0.00	Sale	
03/28/14	11,000	1,167.51	N/A			0.00	0.00	Sale	
Security total									
Totals:							15,677.98	0.00	

* This is important tax information and is being furnished to the Internal Revenue Service. If you are required to file a return, a negligence penalty or other sanction may be imposed on you if this income is taxable and the IRS determines that it has not been reported. Remember, taxpayers are ultimately responsible for the accuracy of their tax return(s).
 **For NONCOVERED tax lots, values for "Date acquired," "Cost or other basis" and "Adjustments & Code(s), if any" are provided for your reference and are NOT reported to the IRS. For all tax lots, values for "Gain or loss(-)" and "Additional information" are provided for your reference and are NOT reported to the IRS.

UBS FINANCIAL SERVICES INC.

Account: XD 11914

Proceeds from Broker and Barter Exchange Transactions

2014 1099-B*

(continued)

OMB No. 1545-0715

5- NONCOVERED tax lots 3- Basis NOT reported to the IRS**

LONG-TERM TRANSACTIONS

Report on Form 8949, Part II, with Box E checked

1a- Description of property/CUSIP/Symbol

1c- Date sold or disposed	Quantity	6- Reported (Gross)(Net)	1d- Proceeds & Reported (Gross)(Net)	Date acquired	Cost or other basis	Adjustments & Code(s), if any	Gain or loss(-) & 7- Loss not allowed(X)	Additional Information
			628 32		631 26	0.00	-2.94	
			Security total					
WACHOVIA CORP 2ND NEW NOTE RATE 5 25 % MATURES 08/01/2014 / CUSIP: 929903AJ1 / Symbol:	2,000.000	2,000.00	2,000.00	08/21/06	1,955.30	0.00	44.70	Sale
ENSCO PLC CL A FOREIGN STOCK / CUSIP: G3157S106 / Symbol: ESV								
2 tax lots for 04/09/14 Total proceeds (and cost when required) reported to the IRS								
	4 000		203 72	01/26/12	217 62	0 00	-13 90	Sale
	12 000		611 14	03/23/12	651 41	0 00	-40 27	Sale
	16 000		814.86	VARIOUS	869.03	0.00	-54.17	Total of 2 lots
Totals:			22,823.37		11,703.40	0.00	11,119.97	

UNDETERMINED-TERM TRANSACTIONS

5- NONCOVERED tax lots 3- Basis NOT reported to the IRS**

Consult your investment records for the cost basis and/or the date of acquisition to determine whether the transactions in this section are long-term or short-term

Report on Form 8949 Use either Part I with Box B checked or Part II with Box E checked

1a- Description of property/CUSIP/Symbol

1c- Date sold or disposed	Quantity	6- Reported (Gross)(Net)	1d- Proceeds & Reported (Gross)(Net)	Date acquired	Cost or other basis	Adjustments & Code(s), if any	Gain or loss(-) & 7- Loss not allowed(X)	Additional Information
AMER EXPRESS CO NOTE RATE 7.25 % MATURES 05/20/2014 / CUSIP: 025816BA6 / Symbol:	2,000.000	2,000.00	2,000.00	05/03/12	...	0.00	0.00	Sale
FHLMC CALLABLE RATE 5.00 % MATURES 01/30/2014 CALLABLE DATED DATE 01/30/2004 / CUSIP: 3128X2TM7 / Symbol:	4,000.000	4,000.00	4,000.00	05/02/12	...	0.00	0.00	Sale
FNMA NOTE RATE 2.75 % MATURES 03/13/2014 DATED DATE 03/13/2009 / CUSIP: 31398AVZZ / Symbol	2,000.000	2,000.00	2,000.00	05/02/12	...	0.00	0.00	Sale
SPDR GOLD TRUST / CUSIP: 78463V107 / Symbol GLD / Note: CL	0.000	8.31	8.31	N/A	Principal payment Note 16 Cost Basis Factor: 0.000329195
09/11/14	0.000	11.79	11.79	N/A	Principal payment Note 16 Cost Basis Factor: 0.000395125

* This is important tax information and is being furnished to the Internal Revenue Service. If you are required to file a return, a negligence penalty or other sanction may be imposed on you if this income is taxable and the IRS determines that it has not been reported. Remember, taxpayers are ultimately responsible for the accuracy of their tax return(s). **For NONCOVERED tax lots, values for "Date acquired," "Cost or other basis" and "Adjustments & Code(s), if any" are provided for your reference and are NOT reported to the IRS. For all tax lots, values for "Gain or loss(-)" and "Additional information" are provided for your reference and are NOT reported to the IRS.

UBS FINANCIAL SERVICES INC.

Account XD 11914

Proceeds from Broker and Barter Exchange Transactions

2014 1099-B*

(continued)

OMB No. 1545-0715

2- LONG-TERM TRANSACTIONS

5- COVERED tax lots 3- Basis is reported to the IRS**

Report on Form 9949, Part II, with Box D checked

1a- Description of property/CUSIP/Symbol

1c- Date sold or disposed	Quantity	6- Reported (Gross Net)	1d- Proceeds & 6- Reported (Gross Net) / Symbol CBI	1b- Date acquired	1e- Cost or other basis	1g- Adjustments & 1f- Code(s), if any	7- Gain or loss(-) & 7- Loss not allowed(X)	Additional Information
CHICAGO BRIDGE & IRON CO NV EUR / CUSIP: 167250109 / Symbol CBI								
3 tax lots for 12/09/14 Total proceeds (and cost, when required) reported to the IRS								
	7 000		308.34	05/31/13	442.82	0 00	-134.48	Sale
	31 000		1,365.52	05/31/13	1,989.27	0 00	-623.75	Sale
	4 000		176.20	06/19/13	246.84	0 00	-70.64	Sale
12/09/14	42,000		1,850.06	VARIOUS	2,678.93	0 00	-828.87	Total of 3 lots
EASTMAN CHEMICAL CO COMMON STOCK / CUSIP: 277432100 / Symbol EMN								
09/08/14	8 000		669.83	03/08/13	577.60	0 00	92.23	Sale
FEDERATED INTERNATIONAL STRATEGIC VALUE DIVIDEND FUND CLASS IS / CUSIP: 314172362 / Symbol								
11/07/14	282 111		1,170.76	10/07/13	1,162.07	0 00	8.69	Sale
11/13/14	73,608		307.68	10/07/13	303.21	0 00	4.47	Sale
	Security total:		1,478.44		1,465.28	0 00	13.16	
GENWORTH FINANCIAL INC CL A / CUSIP: 37247D106 / Symbol: GNW								
03/17/14	22 000		370.03	12/19/12	161.48	0 00	208.55	Sale
03/31/14	12,000		210.47	12/19/12	88.08	0 00	122.39	Sale
	Security total:		580.50		249.56	0 00	330.94	
ISHARES 7-10 YEAR TREASURY BOND ETF / CUSIP: 464287440 / Symbol IEF								
11/07/14	153 000		16,084.53	07/25/13	15,570.81	0 00	513.72	Sale
KAPSTONE PAPER AND PACKAGING CORP / CUSIP: 48562P103 / Symbol: KS								
02/24/14	1 000		31.70	02/21/13	12.81	0 00	18.89	Sale
03/04/14	16 000		505.11	02/21/13	204.96	0 00	300.15	Sale
05/07/14	9 000		231.83	02/21/13	115.29	0 00	116.54	Sale
05/21/14	16 000		453.43	02/21/13	204.96	0 00	248.47	Sale
06/05/14	5 000		152.44	02/21/13	64.05	0 00	88.39	Sale
06/20/14	5 000		158.84	02/21/13	64.05	0 00	94.79	Sale
12/17/14	60,000		1,738.16	02/21/13	768.60	0 00	969.56	Sale
	Security total:		3,271.51		1,434.72	0 00	1,836.79	
MAINSTAY MARKETFIELD FUND CLASS I / CUSIP: 560648852 / Symbol MFMTCS								
3 tax lots for 10/10/14 Total proceeds (and cost when required) reported to the IRS								
	992 720		16,161.48	07/11/12	15,000.00	0 00	1,161.48	Sale

* This is important tax information and is being furnished to the Internal Revenue Service. If you are required to file a return, a negligence penalty or other sanction may be imposed on you if this income is taxable and the IRS determines that it has not been reported. Remember, taxpayers are ultimately responsible for the accuracy of their tax return(s). **For NONCOVERED tax lots, values for "Date acquired," "Cost or other basis" and "Adjustments & Code(s), if any" are provided for your reference and are NOT reported to the IRS. For all tax lots, values for "Gain or loss(-)" and "Additional information" are provided for your reference and are NOT reported to the IRS.

UBS FINANCIAL SERVICES, INC.

Account XD 11914

2014 1099-B*

(continued)

OMB No. 1545-0715

2- LONG-TERM TRANSACTIONS

5- COVERED tax lots 3- Basis is reported to the IRS**

Report on Form 8949, Part II, with Box D checked

1a- Description of property/CUSIP/Symbol

1c- Date sold or disposed	Quantity	6- Reported / CUSIP	1d- Proceeds & Reported (G)/gross (N)/net	1b- Date acquired	1e- Cost or other basis	1g- Adjustments & 1f- Code(s), if any	7- Loss not allowed(X)	Gain or loss(-) & Additional Information
	4,587	MAINSTAY MARKETFIELD FUND CLASS I / CUSIP 560648852 / Symbol: MFMTCS (cont'd)	74.68	12/07/12	71.15	0.00		3.53 Sale
10/10/14	603,865		9,830.92	05/01/13	10,000.00	0.00		-169.08 Sale
	1,601,172		26,067.08	VARIOUS	25,071.15	0.00		995.93 Total of 3 lots
OCWEN FINANCIAL CORP NEW / CUSIP: 675746309 / Symbol: OCN								
3 tax lots for 08/07/14 Total proceeds (and cost when required) reported to the IRS.								
	76,000		1,940.23	12/19/12	2,655.44	0.00		-715.21 Sale
	4,000		102.12	02/28/13	150.96	0.00		-48.84 Sale
	3,000		76.59	07/08/13	129.30	0.00		-52.71 Sale
08/07/14	83,000		2,118.94	VARIOUS	2,935.70	0.00		-816.76 Total of 3 lots
PNM RESOURCES INC (HOLDING CO) / CUSIP: 69349H107 / Symbol: PNM								
01/14/14	1,000		24.80	11/16/12	19.88	0.00		4.92 Sale
2 tax lots for 09/11/14 Total proceeds (and cost when required) reported to the IRS								
	47,000		1,254.26	11/16/12	934.36	0.00		319.90 Sale
	3,000		80.06	01/09/13	60.84	0.00		19.22 Sale
09/11/14	50,000		1,334.32	VARIOUS	995.20	0.00		339.12 Total of 2 lots
		Security total:	1,359.12		1,015.08	0.00		344.04
ROSETTA RESOURCES INC / CUSIP: 777779307 / Symbol: ROSE								
08/06/14	23,000		1,191.83	03/11/13	1,140.57	0.00		51.26 Sale
2 tax lots for 11/13/14 Total proceeds (and cost when required) reported to the IRS								
	14,000		509.32	03/11/13	694.26	0.00		-184.94 Sale
	7,000		254.66	04/05/13	318.08	0.00		-63.42 Sale
11/13/14	21,000		763.98	VARIOUS	1,012.34	0.00		-248.36 Total of 2 lots
		Security total:	1,955.81		2,152.91	0.00		-197.10
SANDISK CORP / CUSIP: 80004C101 / Symbol: SNDK								
03/04/14	1,000		76.00	02/07/13	49.91	0.00		26.09 Sale
03/20/14	1,000		79.45	02/07/13	49.91	0.00		29.54 Sale
04/08/14	4,000		315.47	02/07/13	199.64	0.00		115.83 Sale
		Security total:	470.92		299.46	0.00		171.46

* This is important tax information and is being furnished to the Internal Revenue Service. If you are required to file a return, a negligence penalty or other sanction may be imposed on you if this income is taxable and the IRS determines that it has not been reported. Remember, taxpayers are ultimately responsible for the accuracy of their tax return(s).
 ** For NONCOVERED tax lots, values for "Date acquired," "Cost or other basis" and "Adjustments & Code(s), if any" are provided for your reference and are NOT reported to the IRS. For all tax lots, values for "Gain or loss(-)" and "Additional information" are provided for your reference and are NOT reported to the IRS.

Proceeds from Broker and Barter Exchange Transactions
(continued)

2- LONG-TERM TRANSACTIONS

Report on Form 8949, Part II, with Box D checked

5- COVERED tax lots 3- Basis is reported to the IRS**

1a- Description of property/CUSIP/Symbol	1c- Date sold or disposed	Quantity	6- Reported (Gross/Net)	1b- Date acquired	1e- Cost or other basis	1g- Adjustments & 1f- Code(s), if any	7- Loss not allowed(X)	Gain or loss(-) & Additional Information
SPIRIT AIRLINES INC / CUSIP: 848577102 / Symbol: SAVE								
	03/28/14	6,000	347.45	03/19/13	156.78	0.00		190.67 Sale
	07/29/14	3,000	208.76	03/19/13	78.39	0.00		130.37 Sale
	08/13/14	1,000	68.95	03/19/13	26.13	0.00		42.82 Sale
	09/05/14	3,000	218.03	03/19/13	78.39	0.00		139.64 Sale
	12/26/14	1,000	76.03	03/19/13	26.13	0.00		49.90 Sale
		Security total:	919.22		365.82	0.00		553.40
SYNAPTICS INC / CUSIP: 87157D109 / Symbol: SYNA								
	07/28/14	5,000	372.39	06/07/13	200.20	0.00		172.19 Sale
	08/11/14	5,000	413.14	06/07/13	200.20	0.00		212.94 Sale
	12/23/14	16,000	1,124.62	06/07/13	640.64	0.00		483.98 Sale
		Security total:	1,910.15		1,041.04	0.00		869.11
TCW T/R BOND FD-1 / CUSIP: 87234N880 / Symbol: MFTCAO								
	11/07/14	158,034	1,632.49	07/11/12	1,549.44	0.00		83.05 Sale
	11/13/14	4,300	44.42	07/11/12	42.16	0.00		2.26 Sale
		Security total:	1,676.91		1,591.60	0.00		85.31
VIRTUS MULTI-SECTOR SHORT TERM BOND FUND - CLASS A / CUSIP: 92828R644 / Symbol:								
7 tax lots for 01/08/14 Total proceeds (and cost when required) reported to the IRS								
		4,132,231	20,041.32	07/11/12	20,000.00	0.00		41.32 Sale
		6,786	32.91	07/31/12	32.98	0.00		-0.07 Sale
		15,342	74.41	08/31/12	75.02	0.00		-0.61 Sale
		12,470	60.48	09/28/12	61.80	0.00		-1.12 Sale
		13,868	67.26	10/31/12	68.51	0.00		-1.25 Sale
		14,405	69.86	11/30/12	71.16	0.00		-1.30 Sale
		13,056	63.32	12/31/12	64.76	0.00		-1.44 Sale
	01/08/14	4,208,158	20,409.56	VARIOUS	20,374.03	0.00		35.53 Total of 7 lots
WAL MART STORES INC COMMON STOCK / CUSIP: 931142103 / Symbol: WMT								
	12/11/14	16,000	1,334.85	12/12/12	1,105.28	0.00		229.57 Sale
WELLS FARGO ADVANTAGE ABSOLUTE RETURN FUND CLASS INSTL / CUSIP: 94987W737 / Symbol: MFWFGB								
2 tax lots for 11/13/14 Total proceeds (and cost when required) reported to the IRS								
		1,474,560	16,662.52	08/20/12	15,000.00	0.00		1,662.52 Sale

* This is important tax information and is being furnished to the Internal Revenue Service. If you are required to file a return, a negligence penalty or other sanction may be imposed on you if this income is taxable and the IRS determines that it has not been reported. Remember, taxpayers are ultimately responsible for the accuracy of their tax return(s). **For NONCOVERED tax lots, values for "Date acquired," "Cost or other basis" and "Adjustments & Code(s), if any" are provided for your reference and are NOT reported to the IRS. For all tax lots, values for "Gain or loss(-)" and "Additional information" are provided for your reference and are NOT reported to the IRS.

Proceeds from Broker and Barter Exchange Transactions

(continued)

2- LONG-TERM TRANSACTIONS

5- COVERED tax lots 3- Basis is reported to the IRS**

Report on Form 8949, Part II, with Box D checked

1a- Description of property/CUSIP/Symbol	1c- Date sold or disposed	Quantity	6- Reported (G)/Symbol	1d- Proceeds & (G)/Gross (N)/Net	1b- Date acquired	1e- Cost or other basis	1g- Adjustments & 1f- Code(s), if any	7- Loss not allowed (X)	Gain or loss(-) & Additional Information
--	---------------------------	----------	------------------------	----------------------------------	-------------------	-------------------------	---------------------------------------	-------------------------	--

WELLS FARGO ADVANTAGE ABSOLUTE RETURN FUND CLASS INSTL / CUSIP 94987W737 / Symbol: MFWFGB (cont'd)	11/13/14	4 657		52 63	12/28/12	47 98	0 00		4 65 Sale
		1,479,217		16,715.15	VARIOUS	15,047.98	0 00		1,667.17 Total of 2 lots

EATON CORP PLC FOREIGN STOCK / CUSIP: G29183103 / Symbol: ETN

2 tax lots for 01/02/14 Total proceeds (and cost when required) reported to the IRS									
		2 000		150.98	12/03/12	102.06	0 00		48.92 Sale
	01/02/14	9 000		679.40	12/03/12	459.26	0 00		220.14 Sale
		11 000		830.38	VARIOUS	561.32	0 00		269.06 Total of 2 lots

ENSCO PLC CL A FOREIGN STOCK / CUSIP: G3157S106 / Symbol: ESV

3 tax lots for 05/12/14 Total proceeds (and cost when required) reported to the IRS									
	04/09/14	2 000		101.86	11/07/12	115.66	0 00		-13.80 Sale
		42 000		2,133.56	11/07/12	2,428.86	0 00		-295.30 Sale
		5 000		253.99	11/14/12	275.70	0 00		-21.71 Sale
	05/12/14	1 000		50.80	03/11/13	57.81	0 00		-7.01 Sale
		48 000		2,438.35	VARIOUS	2,762.37	0 00		-324.02 Total of 3 lots
				Security total:		2,878.03	0 00		-337.82

LYONDELLBASELL INDUSTRIES N V SHS - A - CL A FOREIGN STOCK / CUSIP: NS3745100 / Symbol: LYB

	12/01/14	38 000		2,898.20	11/12/13	2,870.52	0 00		27.68 Sale
		Totals:		110,442.99		104,659.02	0 00		5,783.97

LONG-TERM TRANSACTIONS

5- NONCOVERED tax lots 3- Basis NOT reported to the IRS**

Report on Form 8949, Part II, with Box E checked

1a- Description of property/CUSIP/Symbol	1c- Date sold or disposed	Quantity	6- Reported (G)/Symbol	1d- Proceeds & (G)/Gross (N)/Net	Date acquired	Cost or other basis	Adjustments & Code(s), if any	7- Loss not allowed (X)	Gain or loss(-) & Additional Information
--	---------------------------	----------	------------------------	----------------------------------	---------------	---------------------	-------------------------------	-------------------------	--

AT&T INC / CUSIP 00206R102 / Symbol: T	01/02/14	14 000		490.55	06/17/09	339.62	0 00		150.93 Sale
	05/05/14	2 000		71.37	06/17/09	48.52	0 00		22.85 Sale
		Security total:		561.92		388.14	0 00		173.78

* This is important tax information and is being furnished to the Internal Revenue Service. If you are required to file a return, a negligence penalty or other sanction may be imposed on you if this income is taxable and the IRS determines that it has not been reported. Remember, taxpayers are ultimately responsible for the accuracy of their tax return(s). **For NONCOVERED tax lots, values for "Date acquired," "Cost or other basis" and "Adjustments & Code(s), if any" are provided for your reference and are NOT reported to the IRS. For all tax lots, values for "Gain or loss(-)" and "Additional information" are provided for your reference and are NOT reported to the IRS.

Proceeds from Broker and Barter Exchange Transactions
(continued)

LONG-TERM TRANSACTIONS

Report on Form 8949, Part II, with Box E checked

5- NONCOVERED tax lots 3- Basis NOT reported to the IRS**

1a- Description of property/CUSIP/Symbol

1c- Date sold or disposed
Quantity
6- Reported (G)/ross (N)/net
1d- Proceeds & Date acquired
Cost or other basis
Adjustments & Code(s), if any
7- Loss not allowed(X)
Gain or loss(-) & Additional Information

1c- Date sold or disposed	Quantity	6- Reported (G)/ross (N)/net	1d- Proceeds & Date acquired	Cost or other basis	Adjustments & Code(s), if any	7- Loss not allowed(X)	Gain or loss(-) & Additional Information
ANHEUSER BUSCH INBEV SPON ADR / CUSIP 03524A108 / Symbol BUD							
01/02/14	3,000		309.95	168.48	0.00		141.47 Sale
01/14/14	1,000		103.24	56.16	0.00		47.08 Sale
03/28/14	11,000		1,163.22	617.76	0.00		545.46 Sale
Security total:			1,576.41	842.40	0.00		734.01

CVS HEALTH CORP / CUSIP: 126650100 / Symbol: CVS

1c- Date sold or disposed	Quantity	6- Reported (G)/ross (N)/net	1d- Proceeds & Date acquired	Cost or other basis	Adjustments & Code(s), if any	7- Loss not allowed(X)	Gain or loss(-) & Additional Information
2 tax lots for 04/24/14 Total proceeds (and cost when required) reported to the IRS.							
	2,000		146.32	58.14	0.00		88.18 Sale
	27,000		1,975.27	746.53	0.00		1,228.74 Sale
04/24/14	29,000		2,121.59	804.67	0.00		1,316.92 Total of 2 lots
09/19/14	16,000		1,307.81	442.39	0.00		865.42 Sale
Security total:			3,429.40	1,247.06	0.00		2,182.34

CAMERON INTERNATIONAL CORP / CUSIP: 13342B105 / Symbol: CAM

1c- Date sold or disposed	Quantity	6- Reported (G)/ross (N)/net	1d- Proceeds & Date acquired	Cost or other basis	Adjustments & Code(s), if any	7- Loss not allowed(X)	Gain or loss(-) & Additional Information
2 tax lots for 01/03/14 Total proceeds (and cost when required) reported to the IRS.							
	6,000		351.78	274.89	0.00		76.89 Sale
	8,000		469.03	367.83	0.00		101.20 Sale
01/03/14	14,000		820.81	642.72	0.00		178.09 Total of 2 lots

CELGENE CORP COMMON STOCK / CUSIP: 151020104 / Symbol: CELG

1c- Date sold or disposed	Quantity	6- Reported (G)/ross (N)/net	1d- Proceeds & Date acquired	Cost or other basis	Adjustments & Code(s), if any	7- Loss not allowed(X)	Gain or loss(-) & Additional Information
01/02/14	5,000		847.14	275.61	0.00		571.53 Sale
01/13/14	1,000		170.46	52.39	0.00		118.07 Sale
Security total:			1,017.60	328.00	0.00		689.60

CHUBB CORP COMMON STOCK / CUSIP: 171232101 / Symbol: CB

1c- Date sold or disposed	Quantity	6- Reported (G)/ross (N)/net	1d- Proceeds & Date acquired	Cost or other basis	Adjustments & Code(s), if any	7- Loss not allowed(X)	Gain or loss(-) & Additional Information
03/10/14	41,000		3,591.13	1,547.34	0.00		2,043.79 Sale

HOME DEPOT INC / CUSIP: 437076102 / Symbol: HD

1c- Date sold or disposed	Quantity	6- Reported (G)/ross (N)/net	1d- Proceeds & Date acquired	Cost or other basis	Adjustments & Code(s), if any	7- Loss not allowed(X)	Gain or loss(-) & Additional Information
01/06/14	10,000		813.59	246.09	0.00		567.50 Sale

MATTEL INC COMMON STOCK / CUSIP: 577081102 / Symbol: MAT

1c- Date sold or disposed	Quantity	6- Reported (G)/ross (N)/net	1d- Proceeds & Date acquired	Cost or other basis	Adjustments & Code(s), if any	7- Loss not allowed(X)	Gain or loss(-) & Additional Information
2 tax lots for 01/02/14 Total proceeds (and cost when required) reported to the IRS.							
	9,000		426.14	164.48	0.00		261.66 Sale

* This is important tax information and is being furnished to the Internal Revenue Service. If you are required to file a return, a negligence penalty or other sanction may be imposed on you if this income is taxable and the IRS determines that it has not been reported. Remember, taxpayers are ultimately responsible for the accuracy of their tax return(s). **For NONCOVERED tax lots, values for "Date acquired," "Cost or other basis," and "Adjustments & Code(s), if any" are provided for your reference and are NOT reported to the IRS. For all tax lots, values for "Gain or loss(-)" and "Additional information" are provided for your reference and are NOT reported to the IRS.

UBS FINANCIAL SERVICES INC.

Proceeds from Broker and Barter Exchange Transactions

Account XD 11914

2014 1099-B*

(continued)

OMB No 1545-0715

LONG-TERM TRANSACTIONS

5- NONCOVERED tax lots 3- Basis NOT reported to the IRS**

Report on Form 8949, Part II, with Box E checked

1a- Description of property/CUSIP/Symbol

1c- Date sold or disposed	Quantity	6- Reported / Symbol MAT (cont'd)	1d- Proceeds & Reported (G/gross (N)et	Date acquired	Cost or other basis	Adjustments & Code(s), if any	Gain or loss(-) & 7- Loss not allowed(X)	Additional Information
MATTEL INC COMMON STOCK / CUSIP: 577081102 / Symbol	8 000	378 80	12/22/09	148 47	0.00	230 33	Sale	
01/02/14	17 000	804 94	VARIOUS	312 95	0.00	491 99	Total of 2 lots	
2 tax lots for 09/17/14 Total proceeds (and cost when required) reported to the IRS								
	17 000	580 37	12/22/09	299 99	0.00	280 38	Sale	
	35 000	1,194 87	10/22/10	727 93	0.00	466 94	Sale	
09/17/14	52 000	1,775 24	VARIOUS	1,027 92	0.00	747 32	Total of 2 lots	
Security total		2,580.18		1,340.87	0.00	1,239.31		
MICROSOFT CORP / CUSIP 594918104 / Symbol MSFT								
01/02/14	17 000	634 43	12/27/90	17 90	0.00	616 53	Sale	
03/06/14	8 000	304.63	12/27/90	8 42	0.00	296.21	Sale	
03/28/14	6 000	238 91	12/27/90	6 32	0.00	232.59	Sale	
Security total		1,177.97		32 64	0.00	1,145.33		
US BANCORP DEL (NEW) / CUSIP: 902973304 / Symbol: USB								
2 tax lots for 01/15/14. Total proceeds (and cost when required) reported to the IRS								
	11 000	456 82	01/03/11	296 97	0.00	159 85	Sale	
	9 000	373 77	01/10/11	236 97	0.00	136 80	Sale	
01/15/14	20 000	830.59	VARIOUS	533.94	0.00	296.65	Total of 2 lots	
2 tax lots for 07/18/14. Total proceeds (and cost when required) reported to the IRS								
	15 000	627 43	01/10/11	394.95	0.00	232 48	Sale	
	14 000	585 61	01/24/11	374.69	0.00	210 92	Sale	
07/18/14	29 000	1,213 04	VARIOUS	769 64	0.00	443 40	Total of 2 lots	
Security total		2,043.63		1,303 58	0.00	740 05		
UNITEDHEALTH GROUP INC / CUSIP: 91324P102 / Symbol: UNH								
01/02/14	5 000	374 09	01/24/01	74.77	0.00	299.32	Sale	
03/28/14	17 000	1,393 46	01/24/01	254 20	0.00	1,139.26	Sale	
Security total		1,767.55		328 97	0.00	1,438 58		
VODAFONE GROUP PLC SPON ADR / CUSIP: 92857W308 / Symbol VOD								
02/27/14	0 091	3 74	04/24/09	3.00	0.00	0 74	Sale	
08/13/14	19 000	624 58	04/24/09	628.26	0.00	-3 68	Sale	

* This is important tax information and is being furnished to the Internal Revenue Service. If you are required to file a return, a negligence penalty or other sanction may be imposed on you if this income is taxable and the IRS determines that it has not been reported. Remember, taxpayers are ultimately responsible for the accuracy of their tax return(s).
 **For NONCOVERED tax lots, values for "Date acquired," "Cost or other basis" and "Adjustments & Code(s), if any" are provided for your reference and are NOT reported to the IRS. For all tax lots, values for "Gain or loss(-)" and "Additional information" are provided for your reference and are NOT reported to the IRS.

UBS FINANCIAL SERVICES INC.

Account XD 11914

Proceeds from Broker and Barter Exchange Transactions

(continued)

OMB No. 1545-0715

2- SHORT-TERM TRANSACTIONS

Report on Form 8949, Part I, with Box A checked

1a- Description of property/CUSIP/Symbol

1c- Date sold or disposed

6- Reported (G)/ross (N)/et

1b- Date acquired

1e- Cost or other basis

1g- Adjustments & 1f- Code(s), if any

7- Loss not allowed(X)

Additional information

Security total:

Totals:

3- COVERED tax lots

5- COVERED tax lots

3- Basis is reported to the IRS**

1e- Cost or other basis

1g- Adjustments & 1f- Code(s), if any

7- Loss not allowed(X)

Additional information

Security total:

Totals:

2- LONG-TERM TRANSACTIONS

Report on Form 8949, Part II, with Box D checked

1a- Description of property/CUSIP/Symbol

1c- Date sold or disposed

6- Reported (G)/ross (N)/et

1b- Date acquired

1e- Cost or other basis

1g- Adjustments & 1f- Code(s), if any

7- Loss not allowed(X)

Additional information

Security total:

3- COVERED tax lots

5- COVERED tax lots

3- Basis is reported to the IRS**

1e- Cost or other basis

1g- Adjustments & 1f- Code(s), if any

7- Loss not allowed(X)

Additional information

Security total:

Totals:

AMERIPRISE FINANCIAL INC / CUSIP: 03076C106 / Symbol: AMP

07/18/14 2,000 242.41 02/26/13 132.38 0.00 110.03 Sale

09/05/14 1,000 126.07 02/26/13 66.19 0.00 59.88 Sale

Security total: 368.48 198.57 0.00 169.91

DREYFUS GLOBAL REAL RETURN FUND I / CUSIP: 007565252 / Symbol: MFDRJV

11/13/14 91.957 1,401.43 07/11/12 1,267.57 0.00 133.86 Sale

ATWOOD OCEANICS INC COMMON STOCK / CUSIP: 050095108 / Symbol: ATW

3 tax lots for 11/13/14 Total proceeds (and cost when required) reported to the IRS

32,000 1,115.18 11/14/12 1,491.84 0.00 -376.66 Sale

27,000 940.93 12/13/12 1,211.49 0.00 -270.56 Sale

4,000 139.40 12/28/12 177.72 0.00 -38.32 Sale

Security total: 63,000 2,195.51 2,881.05 0.00 -685.54 Total of 3 lots

BIO REFERENCE LAB INC NEW NEW / CUSIP: 09057G602 / Symbol: BRLI

08/08/14 4,000 128.55 11/07/12 113.12 0.00 15.43 Sale

CIGNA CORP COMMON STOCK / CUSIP: 125509109 / Symbol: CI

06/27/14 12,000 1,105.05 06/19/13 833.04 0.00 272.01 Sale

12/18/14 1,000 102.60 11/05/13 78.85 0.00 23.75 Sale

Security total: 1,207.65 911.89 0.00 295.76

* This is important tax information and is being furnished to the Internal Revenue Service. If you are required to file a return, a negligence penalty or other sanction may be imposed on you if this income is taxable and the IRS determines that it has not been reported. Remember, taxpayers are ultimately responsible for the accuracy of their tax return(s). ** For NONCOVERED tax lots, values for "Date acquired," "Cost or other basis" and "Adjustments & Code(s), if any" are provided for your reference and are NOT reported to the IRS. For all tax lots, values for "Gain or loss(-)" and "Additional information" are provided for your reference and are NOT reported to the IRS.

UBS FINANCIAL SERVICES INC.

Proceeds from Broker and Barter Exchange Transactions

Account XD 11914

2014 1099-B*

(continued)

OMB No. 1545-0715

2- SHORT-TERM TRANSACTIONS *5- COVERED tax lots 3- Basis is reported to the IRS***

Report on Form 8949, Part I, with Box A checked

1a- Description of property/CUSIP/Symbol

1c- Date sold or disposed	Quantity	6- Reported (Gross (Net)	1d- Proceeds & 6- Reported (Gross (Net) acquired	1b- Date acquired	1e- Cost or other basis	1g- Adjustments & 1f- Code(s), if any	Gain or loss(-) & 7- Loss not allowed(X)	Additional Information
VIRTUS MULTI-SECTOR SHORT TERM BOND FUND - CLASS A / CUSIP: 92828R644 / Symbol: (cont'd)								
01/08/14	151.653	735.52	735.52	VARIOUS	742.64	0.00	-7.12	Total of 12 lots
	12.502	60.63	60.63	12/31/13	60.76	0.00	-0.13	Sale
WALGREEN CO **MERGER EFF 12/2014** / CUSIP: 931422109 / Symbol:								
07/21/14	1.000	71.43	71.43	02/14/14	65.21	0.00	6.22	Sale
08/05/14	1.000	72.62	72.62	02/14/14	65.21	0.00	7.41	Sale
09/19/14	17.000	1,082.20	1,082.20	02/14/14	1,108.57	15.51 W	-10.86	Sale
4 tax lots for 10/17/14. Total proceeds (and cost when required) reported to the IRS								
	19.000	1,153.46	1,153.46	02/14/14	1,238.99	0.00	-85.53	Sale
	1.000	60.71	60.71	05/13/14	69.10	0.00	-8.39	Sale
	14.000	849.92	849.92	06/05/14	1,024.38	0.00	-174.46	Sale
	10.000	607.09	607.09	09/02/14	616.01	0.00	-8.92	Sale
10/17/14	44.000	2,671.18	2,671.18	VARIOUS	2,948.48	0.00	-277.30	Total of 4 lots
	Security total:	3,897.43	3,897.43		4,187.47	15.51 W	-274.53	
WELLS FARGO ADVANTAGE ABSOLUTE RETURN FUND CLASS INSTL / CUSIP: 94987W737 / Symbol: MFWFGB								
3 tax lots for 11/13/14. Total proceeds (and cost when required) reported to the IRS								
	0.003	0.03	0.03	12/09/13	0.03	0.00	0.00	Sale
	0.413	4.67	4.67	12/09/13	4.64	0.00	0.03	Sale
	21.524	243.22	243.22	12/30/13	240.81	0.00	2.41	Sale
11/13/14	21.940	247.92	247.92	VARIOUS	245.48	0.00	2.44	Total of 3 lots
WILLIAM BLAIR ALLOCATION FUND CLASS I / CUSIP: 969251784 / Symbol:								
11/13/14	137.904	1,789.99	1,789.99	11/18/13	1,751.32	0.00	38.67	Sale
WILLIAM BLAIR EMERGING MARKETS SMALL CAP GROWTH FUND CLASS I / CUSIP: 969251859 / Symbol:								
11/13/14	31.463	553.44	553.44	06/24/14	519.45	0.00	33.99	Sale
LYONDELLBASELL INDUSTRIES N V SHS - A - CL A FOREIGN STOCK / CUSIP: N53745100 / Symbol: LYB								
04/02/14	6.000	538.91	538.91	11/12/13	453.24	0.00	85.67	Sale
04/23/14	1.000	92.26	92.26	11/12/13	75.54	0.00	16.72	Sale
05/07/14	1.000	95.21	95.21	11/12/13	75.54	0.00	19.67	Sale
05/21/14	1.000	98.06	98.06	11/12/13	75.54	0.00	22.52	Sale
12/01/14	23.000	1,754.17	1,754.17	10/16/14	1,947.41	0.00	-193.24	Sale

* This is important tax information and is being furnished to the Internal Revenue Service. If you are required to file a return, a negligence penalty or other sanction may be imposed on you if this income is taxable and the IRS determines that it has not been reported. Remember, taxpayers are ultimately responsible for the accuracy of their tax return(s). **For NONCOVERED tax lots, values for "Date acquired," "Cost or other basis" and "Adjustments & Code(s), if any" are provided for your reference and are NOT reported to the IRS. For all tax lots, values for "Gain or loss(-)" and "Additional information" are provided for your reference and are NOT reported to the IRS.

UBS FINANCIAL SERVICES INC. Account XD 11914
2014 1099-B* OMB No. 1545-0715
Proceeds from Broker and Barter Exchange Transactions
 (continued)

2- SHORT-TERM TRANSACTIONS 5- COVERED tax lots 3- Basis is reported to the IRS**
 Report on Form 8949, Part I, with Box A checked

1a- Description of property/CUSIP/Symbol	Quantity	6- Reported (G)/ross (N)/net	1d- Proceeds & 1f- Code(s), if any	1b- Date acquired	1e- Cost or other basis	1g- Adjustments & 1f- Code(s), if any	7- Loss not allowed(X)	Gain or loss(-) & Additional Information
UGI CORP NEW COMMON STOCK / CUSIP: 902681105 / Symbol UGI	0.500	897.11	574.54	09/02/14	17.60	0.00	322.57	0.34 Sale
Security total:								
3 tax lots for 12/31/14. Total proceeds (and cost when required) reported to the IRS.								
	37 000	1,406.58	1,302.65	09/02/14	1,302.65	0.00		103.93 Sale
	39 000	1,482.61	1,419.21	09/09/14	1,419.21	0.00		63.40 Sale
	3 000	114.05	114.21	11/05/14	114.21	0.00		-0.16 Sale
12/31/14	79 000	3,003.24	2,836.07	VARIOUS	2,836.07	0.00		167.17 Total of 3 lots
Security total:								
		3,021.18	2,853.67		2,853.67	0.00		167.51
VANGUARD 80 INDEX FD INC INTERMEDIATE TERM BOND ETF / CUSIP: 921937819 / Symbol: BIV	180.000	15,239.16	15,084.00	04/16/14	15,084.00	0.00		155.16 Sale
VANGUARD INDEX FDS S&P 500 ETF / CUSIP: 922908363 / Symbol: VOO	93.000	15,608.79	15,548.67	12/20/13	15,548.67	0.00		60.12 Sale
VANGUARD TOTAL STOCK MKT ETF / CUSIP: 922908769 / Symbol: VTI	304.000	31,901.43	30,077.53	10/21/14	30,077.53	0.00		1,823.90 Sale
VERIZON COMMUNICATIONS INC / CUSIP: 92343V104 / Symbol: VZ	0.205	9.58	9.86	02/24/14	9.86	0.00		-0.28 Sale
VIRTUS MULTI-SECTOR SHORT TERM BOND FUND - CLASS A / CUSIP: 92828R644 / Symbol:								
12 tax lots for 01/08/14 Total proceeds (and cost when required) reported to the IRS								
	13 048	63.29	64.85	01/31/13	64.85	0.00		-1.56 Sale
	12.808	62.11	63.53	02/28/13	63.53	0.00		-1.42 Sale
	12.752	61.85	63.25	03/28/13	63.25	0.00		-1.40 Sale
	12.745	61.82	63.60	04/30/13	63.60	0.00		-1.78 Sale
	13 734	66.60	67.57	05/31/13	67.57	0.00		-0.97 Sale
	11.555	56.05	55.81	06/28/13	55.81	0.00		0.24 Sale
	12.336	59.83	59.83	07/31/13	59.83	0.00		0.00 Sale
	13 328	64.64	64.11	08/30/13	64.11	0.00		0.53 Sale
	11 612	56.32	56.32	09/30/13	56.32	0.00		0.00 Sale
	12 379	60.03	60.41	10/31/13	60.41	0.00		-0.38 Sale
	12 654	62.35	62.60	11/29/13	62.60	0.00		-0.25 Sale

* This is important tax information and is being furnished to the Internal Revenue Service. If you are required to file a return, a negligence penalty or other sanction may be imposed on you if this income is taxable and the IRS determines that it has not been reported. Remember, taxpayers are ultimately responsible for the accuracy of their tax return(s).
 **For NONCOVERED tax lots, values for "Date acquired," "Cost or other basis" and "Adjustments & Code(s), if any" are provided for your reference and are NOT reported to the IRS. For all tax lots, values for "Gain or loss(-)" and "Additional information" are provided for your reference and are NOT reported to the IRS

UBS FINANCIAL SERVICES INC.

Account XD 11914

Proceeds from Broker and Barter Exchange Transactions

OMB No. 1545-0715

(continued)

2- SHORT-TERM TRANSACTIONS

Report on Form 8949, Part I, with Box A checked

1a- Description of property/CUSIP/Symbol

5- COVERED tax lots 3- Basis is reported to the IRS**

1c- Date sold or disposed	Quantity	6- Reported (G)/gross (N)/el	1d- Proceeds & Reported (G)/gross (N)/el	1b- Date acquired	1e- Cost or other basis	1g- Adjustments & 1f- Code(s), if any	7- Loss not allowed(X)	Gain or loss(-) & 7- Loss not allowed(X)	Additional Information
	Security total:	28,017.66	28,017.66		29,910.10	480.03 W		-1,412.41	
ROSETTA RESOURCES INC / CUSIP: 777779307 / Symbol: ROSE	3 000	109.14	109.14	06/12/14	155.55	0.00		-46.41	Sale
SPDR S&P 500 ETF TR / CUSIP: 78462F103 / Symbol: SPY	80 000	15,402.06	15,402.06	05/28/14	15,292.00	0.00		110.06	Sale
SANDISK CORP / CUSIP: 80004C101 / Symbol: SNDK	53 000	3,582.07	3,582.07	02/07/13	2,645.23	0.00		936.84	Sale
	2 tax lots for 04/08/14 Total proceeds (and cost when required) reported to the IRS	867.55	867.55	07/22/13	698.39	0.00		169.16	Sale
		78.87	78.87	01/07/14	69.19	0.00		9.68	Sale
		946.42	946.42	VARIOUS	767.58	0.00		178.84	Total of 2 lots
	Security total:	4,528.49	4,528.49		3,412.81	0.00		1,115.68	
SPIRIT AIRLINES INC / CUSIP: 848577102 / Symbol: SAVE	5 000	256.69	256.69	03/19/13	130.65	0.00		126.04	Sale
		596.99	596.99	03/19/13	261.30	0.00		335.69	Sale
	Security total:	853.68	853.68		391.95	0.00		461.73	
SYNAPTICS INC / CUSIP: 87157D109 / Symbol: SYNA	10 000	603.09	603.09	06/07/13	400.40	0.00		202.69	Sale
		119.83	119.83	06/07/13	80.08	0.00		39.75	Sale
		398.39	398.39	06/07/13	240.24	0.00		158.15	Sale
	Security total:	1,121.31	1,121.31		720.72	0.00		400.59	
TESORO CORP / CUSIP: 881609101 / Symbol: TSO	5 000	360.74	360.74	10/15/14	286.35	0.00		74.39	Sale
TYSON FOODS INC CL A COMMON STOCK / CUSIP: 902494103 / Symbol: TSN	1 000	34.62	34.62	05/15/13	24.98	0.00		9.64	Sale
		107.21	107.21	05/15/13	74.94	0.00		32.27	Sale
		219.29	219.29	05/15/13	149.88	0.00		69.41	Sale
		196.19	196.19	05/15/13	124.90	0.00		71.29	Sale
		119.81	119.81	05/15/13	74.94	0.00		44.87	Sale
	Security total:	219.99	219.99	05/15/13	124.90	0.00		95.09	Sale

* This is important tax information and is being furnished to the Internal Revenue Service. If you are required to file a return, a negligence penalty or other sanction may be imposed on you if this income is taxable and the IRS determines that it has not been reported. Remember, taxpayers are ultimately responsible for the accuracy of their tax return(s). ** For NONCOVERED tax lots, values for "Date acquired," "Cost or other basis" and "Adjustments & Code(s), if any" are provided for your reference and are NOT reported to the IRS. For all tax lots, values for "Gain or loss(-)" and "Additional information" are provided for your reference and are NOT reported to the IRS.

UBS FINANCIAL SERVICES INC.

Account XD:11914

Proceeds from Broker and Barter Exchange Transactions

OMB No. 1545-0715

(continued)

2- SHORT-TERM TRANSACTIONS

5- COVERED tax lots 3- Basis is reported to the IRS**

Report on Form 8949, Part I, with Box A checked

1a- Description of property/CUSIP/Symbol

1c- Date sold or disposed	Quantity	6- Reported (G)ross (N)et	1d- Proceeds & Reported (G)ross (N)et	1b- Date acquired	1e- Cost or other basis	1g- Adjustments & 1f- Code(s), if any	7- Loss not allowed(X)	Gain or loss(-) & Additional Information
MENTOR GRAPHICS CORP COMMON STOCK / CUSIP: 587200106 / Symbol: MENT	1.000	21.48	21.48	09/16/13	22.87	0.00	-1.39	Sale
NU SKIN ENTERPRISES INC / CUSIP: 67018T105 / Symbol: NUS	34.000	3,937.47	3,937.47	05/15/13	2,101.54	0.00	1,835.93	Sale
2 tax lots for 01/16/14 Total proceeds (and cost when required) reported to the IRS								
	26.000	2,138.98	2,138.98	05/15/13	1,607.06	0.00	531.92	Sale
	1.000	82.27	82.27	05/30/13	58.91	0.00	23.36	Sale
	27.000	2,221.25	2,221.25	VARIOUS	1,665.97	0.00	555.28	Total of 2 lots
Security total:		6,158.72	6,158.72		3,767.51	0.00	2,391.21	
OCWEN FINANCIAL CORP NEW / CUSIP: 675746309 / Symbol: OCN								
2 tax lots for 08/07/14 Total proceeds (and cost when required) reported to the IRS								
	5.000	127.65	127.65	01/14/14	274.50	0.00	-146.85	Sale
	11.000	280.82	280.82	06/19/14	408.76	0.00	-127.94	Sale
	16.000	408.47	408.47	VARIOUS	683.26	0.00	-274.79	Total of 2 lots
	34.000	857.80	857.80	06/19/14	1,263.44	0.00	-405.64	Sale
Security total:		1,266.27	1,266.27		1,946.70	0.00	-680.43	
OMNICARE INC COMMON STOCK / CUSIP: 681904108 / Symbol: OCR								
5 tax lots for 12/26/14 Total proceeds (and cost when required) reported to the IRS.								
	20.000	1,461.57	1,461.57	12/31/13	1,211.60	0.00	249.97	Sale
	20.000	1,461.57	1,461.57	02/28/14	1,186.80	0.00	274.77	Sale
	1.000	73.08	73.08	03/26/14	59.50	0.00	13.58	Sale
	2.000	146.15	146.15	10/22/14	128.16	0.00	17.99	Sale
	2.000	146.16	146.16	11/03/14	133.56	0.00	12.60	Sale
	45.000	3,288.53	3,288.53	VARIOUS	2,719.62	0.00	568.91	Total of 5 lots
PROSHARES TRUST PROSHARES SHORT RUSSELL2000 / CUSIP: 74347R826 / Symbol: RWM								
	829.000	13,765.82	13,765.82	02/05/14	14,770.74	480.03	-524.89	Sale
2 tax lots for 04/28/14 Total proceeds (and cost when required) reported to the IRS								
	433.000	7,443.96	7,443.96	02/05/14	7,715.00	0.00	-271.04	Sale
	396.000	6,807.88	6,807.88	02/07/14	7,424.36	0.00	-616.48	Sale
	829.000	14,251.84	14,251.84	VARIOUS	15,139.36	0.00	-887.52	Total of 2 lots

* This is important tax information and is being furnished to the Internal Revenue Service. If you are required to file a return, a negligence penalty or other sanction may be imposed on you if this income is taxable and the IRS determines that it has not been reported. Remember, taxpayers are ultimately responsible for the accuracy of their tax return(s). ** For NONCOVERED tax lots, values for "Date acquired," "Cost or other basis" and "Adjustments & Code(s), if any" are provided for your reference and are NOT reported to the IRS. For all tax lots, values for "Gain or loss(-)" and "Additional information" are provided for your reference and are NOT reported to the IRS.

UBS FINANCIAL SERVICES INC.

Account XD-11914

2014 1099-B*

(continued)

OMB No. 1545-0715

Proceeds from Broker and Barter Exchange Transactions

2- SHORT-TERM TRANSACTIONS
Report on Form 8949, Part I, with Box A checked

5- COVERED tax lots 3- Basis is reported to the IRS**

1a- Description of property/CUSIP/Symbol

1c- Date sold or disposed	Quantity	6- Reported (G)ross (N)et	1d- Proceeds & Reported (G)ross (N)et	1b- Date acquired	1e- Cost or other basis	1g- Adjustments & 1f- Code(s), if any	7- Loss not allowed(X)	Gain or loss(-) & Loss not allowed(X)	Additional Information
ISHARES MSCI EAFE ETF / CUSIP: 464287465 / Symbol: EFA (cont'd)	206 000	13,591.58	13,610.93	10/21/13	13,610.93	0.00		-19.35	Sale
09/12/14	225.000	14,845.17	14,864.74	VARIOUS	14,864.74	0.00		-19.57	Total of 2 lots
10/08/14	233 000	14,448.01	15,394.88	10/21/13	15,394.88	0.00		-946.87	Sale
Security total:		29,293.18	30,259.62		30,259.62	0.00		-966.44	
ISHARES RUSSELL 3000 ETF / CUSIP: 464287689 / Symbol: IWV	5.000	596.24	557.05	04/25/14	557.05	0.00		39.19	Sale
09/10/14									
<i>2 tax lots for 11/19/14 Total proceeds (and cost when required) reported to the IRS</i>									
	129 000	15,698.95	14,371.89	04/25/14	14,371.89	0.00		1,327.06	Sale
	1 000	121.70	111.62	04/28/14	111.62	0.00		10.08	Sale
11/19/14	130 000	15,820.65	14,483.51	VARIOUS	14,483.51	0.00		1,337.14	Total of 2 lots
Security total:		16,416.89	15,040.56		15,040.56	0.00		1,376.33	
ISHARES HIGH DIVIDEND ETF / CUSIP: 464298663 / Symbol: HDV	206.000	14,975.87	14,362.32	12/19/13	14,362.32	0.00		613.55	Sale
04/25/14									
09/11/14	10.000	758.98	697.20	12/19/13	697.20	0.00		61.78	Sale
Security total:		15,734.85	15,059.52		15,059.52	0.00		675.33	
ITC HOLDINGS CORP / CUSIP: 465685105 / Symbol: ITC	1.000	99.66	104.80	11/06/13	104.80	0.00		-5.14	Sale
01/29/14									
02/11/14	1.000	101.00	104.80	11/06/13	104.80	0.00		-3.80	Sale
03/11/14	4.000	143.35	139.73	11/06/13	139.73	0.00		3.62	Sale
03/25/14	1.000	36.35	34.94	11/06/13	34.94	0.00		1.41	Sale
04/30/14	2.000	74.09	69.86	11/06/13	69.86	0.00		4.23	Sale
Security total:		454.45	454.13		454.13	0.00		0.32	
JHANCOCK2 GLOBAL ABSOLUTE RETURN STRATEGIES FUND CLASS A / CUSIP: 47804M886 / Symbol									
<i>2 tax lots for 04/16/14 Total proceeds (and cost when required) reported to the IRS</i>									
	2,669.683	29,366.51	29,500.00	05/01/13	29,500.00	0.00		-133.49	Sale
	29.751	327.26	327.86	12/23/13	327.86	0.00		-0.60	Sale
04/16/14	2,699.434	29,693.77	29,827.86	VARIOUS	29,827.86	0.00		-134.09	Total of 2 lots
MAINSTAY MARKETFIELD FUND CLASS I / CUSIP: 560648852 / Symbol: MFMTCS									
10/10/14	0.187	3.04	3.37	12/04/13	3.37	0.00		-0.33	Sale

* This is important tax information and is being furnished to the Internal Revenue Service. If you are required to file a return, a negligence penalty or other sanction may be imposed on you if this income is taxable and the IRS determines that it has not been reported. Remember, taxpayers are ultimately responsible for the accuracy of their tax return(s).
 **For NONCOVERED tax lots, values for "Date acquired," "Cost or other basis" and "Adjustments & Code(s), if any" are provided for your reference and are NOT reported to the IRS. For all tax lots, values for "Gain or loss(-)" and "Additional information" are provided for your reference and are NOT reported to the IRS.

UBS FINANCIAL SERVICES, INC.

Account XD-11914

Proceeds from Broker and Barter Exchange Transactions

OMB No. 1545-0715

(continued)

2- SHORT-TERM TRANSACTIONS 5- COVERED tax lots 3- Basis is reported to the IRS**

Report on Form 8949, Part I, with Box A checked

1a- Description of property/CUSIP/Symbol

1c- Date sold or disposed	Quantity	6- Reported (G)/gross (N)/net	1d- Proceeds & Reported (G)/gross (N)/net	1b- Date acquired	1e- Cost or other basis	1g- Adjustments & 1f- Code(s), if any	7- Loss or loss(-) & Gain or loss(-) / 7- Loss not allowed(X)	Additional information
CORNING INC COMMON STOCK / CUSIP: 219350105 / Symbol: GLW								
3 tax lots for 10/14/14 Total proceeds (and cost when required) reported to the IRS								
	173 000	3,060 30	3,736 53	06/06/14		0.00	-678 23	Sale
	6 000	106 14	125.70	09/03/14		0.00	-19 56	Sale
	28 000	495 31	551 04	09/29/14		0.00	-55 73	Sale
10/14/14	207.000	3,661.75	4,415.27	VARIOUS		0.00	-753 52	Total of 3 lots
DANA HOLDING CORP / CUSIP: 235825205 / Symbol: DAN								
02/20/14	6.000	128 27	114.48	10/30/13		0.00	13 79	Sale
EASTMAN CHEMICAL CO COMMON STOCK / CUSIP: 277432100 / Symbol: EMN								
01/07/14	1 000	79.87	72.20	03/08/13		0.00	7.67	Sale
HALLIBURTON CO (HOLDING COMPANY) / CUSIP: 406216101 / Symbol: HAL								
08/20/14	3.000	206.75	189.93	05/15/14		0.00	16 82	Sale
10/15/14	54.000	2,671.86	3,418.74	05/15/14		0.00	-746 88	Sale
		2,878.61	3,608.67			0.00	-730.06	
Security total:								
HARMAN INTL INDS INC NEW COMMON STOCK / CUSIP: 413086109 / Symbol: HAR								
01/07/14	1.000	82.32	66.14	09/12/13		0.00	16.18	Sale
02/04/14	9.000	909.88	595.26	09/12/13		0.00	314.62	Sale
02/25/14	1.000	107.13	66.14	09/12/13		0.00	40.99	Sale
04/02/14	1.000	109.33	66.14	09/12/13		0.00	43.19	Sale
07/18/14	1.000	114.48	66.14	09/12/13		0.00	48.34	Sale
		1,323.14	859.82			0.00	463.32	
Security total:								
CENTER COAST MLP FOCUS FUND CLASS I / CUSIP: 461418568 / Symbol:								
09/10/14	384.729	4,736.01	4,044.43	10/07/13		0.00	691.58	Sale
ISHARES 7-10 YEAR TREASURY BOND ETF / CUSIP: 464287440 / Symbol: IEF								
07/07/14	137 000	14,047 67	13,942.49	07/25/13		0.00	105 18	Sale
ISHARES MSCI EAFE ETF / CUSIP: 464287465 / Symbol: EFA								
2 tax lots for 09/12/14 Total proceeds (and cost when required) reported to the IRS								
	19 000	1,253 59	1,253 81	10/18/13		0.00	-0 22	Sale

* This is important tax information and is being furnished to the Internal Revenue Service. If you are required to file a return, a negligence penalty or other sanction may be imposed on you if this income is taxable and the IRS determines that it has not been reported. Remember, taxpayers are ultimately responsible for the accuracy of their tax return(s). **For NONCOVERED tax lots, values for "Date acquired," "Cost or other basis" and "Adjustments & Code(s), if any" are provided for your reference and are NOT reported to the IRS. For all tax lots, values for "Gain or loss(-)" and "Additional information" are provided for your reference and are NOT reported to the IRS.

UBS FINANCIAL SERVICES INC.

Account XD 11914

Summary Information
(continued)

2014

INTEREST INCOME 2014 1099-INT* OMB No 1545-0112

1- Interest income (not included in line 3)	2,123.33
2- Early withdrawal penalty	0.00
3- Interest on US Savings Bonds & Treasury obligations	520.01
4- Federal income tax withheld	0.00
5- Investment expenses	0.00
7- Foreign country or US possession.	0.00
8- Tax-exempt interest (includes line 9)	0.00
9- Specified private activity bond interest (AMT)	0.00
10- Market discount (covered lots)	0.00
11- Bond premium (total for covered lots, categorized below)	0.00
Non Treasury obligations	0.00
Treasury obligations	0.00
Tax-exempt obligations	0.00
Tax-exempt private activity obligations (AMT)	0.00
12- Tax-exempt bond CUSIP number (see instructions)	0.00

The following amounts of tax-exempt original issue discount are not reported to the IRS.

Tax-exempt original issue discount (includes the line below)	0.00
Tax-exempt original issue discount private activity bonds (AMT)	0.00

ORIGINAL ISSUE DISCOUNT INCOME SUMMARY

Use bond-by-bond details from the 1099-OID pages to determine reportable amounts of Original Issue Discount income for your tax return(s). The amounts shown in this section are presented for your reference when preparing your tax return(s)

Original issue discount for 2014	0.00
Other periodic interest	0.00
Early withdrawal penalty	0.00
Federal income tax withheld	0.00
Market discount (covered lots)	0.00
Acquisition premium (total for covered lots, categorized below)	0.00
Non Treasury obligations	0.00
Treasury obligations	0.00
Original issue discount on Treasury obligations	0.00
Investment expenses	0.00

STATE TAX WITHHELD

Use the details of the State Tax Withholding page(s) to determine the appropriate amounts for your tax return(s). The amounts shown in this section are presented for your reference.

1099-DIV total withheld	0.00
1099-INT total withheld	0.00
1099-OID total withheld	0.00
1099-MISC total withheld	0.00
1099-B total withheld	0.00

ADJUSTMENTS TO INTEREST AND ORIGINAL ISSUE DISCOUNT

The amounts in this section are not reported to the IRS. They are presented here for your reference when preparing your tax return(s)

Taxable accrued interest paid	0.00
Taxable accrued Treasury interest paid	0.00
Tax-exempt accrued interest paid	0.00
Tax-exempt accrued interest paid (AMT)	0.00
Taxable accrued nonqualified interest paid	0.00
Tax-exempt accrued nonqualified interest paid	0.00
Tax-exempt accrued nonqualified interest paid (AMT)	0.00
Nonqualified interest	0.00
Tax-exempt nonqualified interest	0.00
Tax-exempt nonqualified interest (AMT)	0.00
Interest shortfall on contingent payment debt	0.00
Bond premium- Non Treasury obligations (noncovered lots)	463.63
Bond premium- Treasury obligations (noncovered lots)	90.80
Bond premium- Tax-exempt obligations (noncovered lots)	0.00
Bond premium- Tax-exempt obligations (AMT, noncovered lots)	0.00
Acquisition premium- Non Treasury obligations (noncovered lots)	0.00
Acquisition premium- Treasury obligations (noncovered lots)	0.00
Acquisition premium- Tax-exempt obligations (all lots)	0.00
Acquisition premium- Tax-exempt obligations (AMT, all lots)	0.00
Market discount (noncovered lots)	0.00

NON REPORTED INCOME, FEES, EXPENSES AND EXPENDITURES

The amounts in this section are not reported to the IRS. They are presented here for your reference when preparing your tax return(s)

Other receipts- Partnership distributions	0.00
Other receipts- Foreign tax paid on partnership distributions	0.00
Other receipts- Return of principal distributions	0.00
Other receipts- Deferred income payment	0.00
Expenses- Margin interest	0.00
Expenses- Dividends paid on short position	0.00
Expenses- Interest paid on short position	0.00
Expenses- Non reportable distribution expense	0.00
Expenses- Other expenses	50.25
Expenses- Severance tax	0.00
Fees and payments received- Deemed premium	0.00
Fees and payments received- Organizational expense	0.00
Fees and payments received- Income accrual- UJT	0.00
Fees and payments received- Miscellaneous fees	6,118.33
Fees and payments received- Basis adjustments	0.00
Fees and payments received- Tax-exempt investment expense	0.00
Fees and payments received- Foreign tax in excess of treaty	0.00
Income and adjustments- Foreign currency gain/loss	0.00

* This is important tax information and is being furnished to the Internal Revenue Service. If you are required to file a return, a negligence penalty or other sanction may be imposed on you if this income is taxable and the IRS determines that it has not been reported.

UBS FINANCIAL SERVICES INC. 1000 HARBOR BLVD. WEEHAWKEN, NJ 07086	Tax Information Account XD 11914 THE FRANKFURTH CHARITABLE FOUNDATION 126 BEDELL PLACE MELVILLE, NY 11747-2801	Statement Date: 02/26/2015 Document ID: 1548R35V458 Your Financial Advisor TPG WEALTH MANAGEMENT 330-655-8300 Office Code: XD Rep Code: XDP3
PAYER'S Federal ID No: 13-2638166	RECIPIENT'S ID No: XX-XXX6569	2014 2014 1099-MISC* OMB No. 1545-0115

Summary information

DIVIDENDS AND DISTRIBUTIONS	2014 1099-DIV*	MISCELLANEOUS INCOME
	OMB No. 1545-0110	OMB No. 1545-0715
1a- Total ordinary dividends (includes line 1b)	12,746.72	2- Royalties
1b- Qualified dividends	7,978.06	3- Other income
2a- Total capital gain distributions (includes lines 2b, 2c, 2d)	2,016.12	4- Federal income tax withheld
2b- Unrecaptured Section 1250 gain	0.00	8- Substitute payments in lieu of dividends or interest
2c- Section 1202 gain	0.00	
2d- Collectibles (28%) gain	0.00	
3- Nondividend distributions	1,142.11	
4- Federal income tax withheld	0.00	
5- Investment expenses	0.00	
7- Foreign country or US possession: Various	209.26	
6- Foreign tax paid:	0.00	
8- Cash liquidation distributions	0.00	
9- Noncash liquidation distributions	0.00	
10- Exempt-interest dividends (includes line 11)	0.00	
11- Specified private activity bond interest dividends (AMT)	0.00	

REGULATED FUTURES CONTRACTS 2014 1099-B*

8- Profit or (loss) realized in 2014 on closed contracts 0.00

9- Unrealized profit or (loss) on open contracts-12/31/2013 0.00

10- Unrealized profit or (loss) on open contracts-12/31/2014 0.00

11- Aggregate profit or (loss) on contracts 0.00

If applicable, summaries and details of proceeds from sale transactions appear in subsequent sections of this document

*** This is important tax information and is being furnished to the Internal Revenue Service. If you are required to file a return, a negligence penalty or other sanction may be imposed on you if this income is taxable and the IRS determines that it has not been reported.**

SALES TRANSACTIONS

Proceeds, gains, losses and adjustments
Refer to the 1099-B and Proceeds not reported to the IRS pages to ensure that you consider all relevant items and to determine the correct gains and losses. The amounts shown below are for informational purposes

Term	Form 8949 type	Proceeds	Cost basis	Market discount	Wash sale loss disallowed	Net gain or loss(-)
Short	A (basis reported to the IRS)	262,579.26	256,903.47	0.00	495.54	6,171.33
Short	B (basis not reported to the IRS)	0.00	0.00	0.00	0.00	0.00
Short	C (Form 1099-B not received)	0.00	0.00	0.00	0.00	0.00
	Total Short-term	262,579.26	256,903.47	0.00	495.54	6,171.33
Long	D (basis reported to the IRS)	110,442.99	104,659.02	0.00	0.00	5,783.97
Long	E (basis not reported to the IRS)	22,823.37	11,703.40	0.00	0.00	11,119.97
Long	F (Form 1099-B not received)	0.00	0.00	0.00	0.00	0.00
	Total Long-term	133,266.36	116,362.42	0.00	0.00	16,903.94
Undetermined	B or E (basis not reported to the IRS)	15,677.98	0.00	0.00	0.00	0.00
Undetermined	C or F (Form 1099-B not received)	0.00	0.00	0.00	0.00	0.00
	Total Undetermined-term	15,677.98	0.00	0.00	0.00	0.00
	Grand total	411,523.60	373,265.89	0.00	495.54	23,075.27

Withholding from Proceeds
 Federal income tax withheld 0.00

Changes to dividend tax classifications processed after your original tax form is issued for 2014 may require an amended tax form.



UBS FINANCIAL SERVICES INC.
43 Village Way
Suite 201
Hudson OH 44236-5383

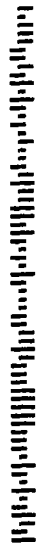
2014 Consolidated Form 1099

Account Number: XD 11914

Your Financial Advisor:
TPG WEALTH MANAGEMENT

Phone: 330-655-8300/800-216-4638

Reporting for:
THE FRANKFURTH CHARITABLE
FOUNDATION



00006421.05 AT 1.463 05 TR 00070 UATDFU02 100000

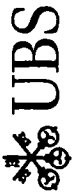
THE FRANKFURTH FAMILY
FOUNDATION
126 BEDELL PLACE
MELVILLE NY 11747-2801



What's new this year:

Our 1099 Guide at www.ubs.com/1099 information provides access to supplemental tax information you may find useful when filing your income tax return.





UBS Financial Services Inc
43 Village Way
Suite 201
Hudson OH 44236-5383

CNP7000577437 0115 XD 0

Portfolio Management Program

January 2015

THE FRANKFURTH FAMILY
FOUNDATION
126 BEDELL PLACE
MELVILLE NY 11747-2801

Account name: THE FRANKFURTH FAMILY
FOUNDATION

Account number: XD 11914 P3

Your Financial Advisor:
TPG WEALTH MANAGEMENT
Phone 330-655-8300/800-216-4638

Questions about your statement?
Call your Financial Advisor or the
ResourceLine at 800-762-1000,
account 579011914

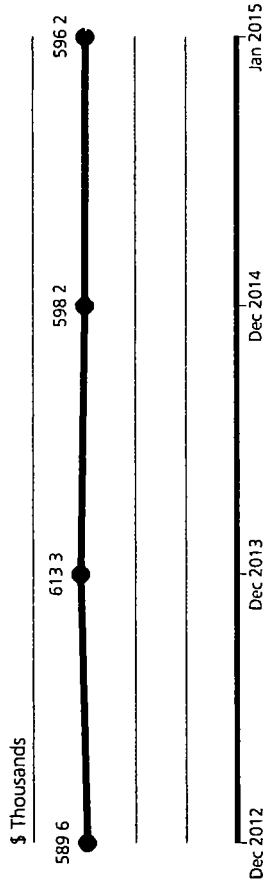
Visit our website:
www.ubs.com/financialservices

Value of your account

	on December 31 (\$)	on January 30 (\$)
Your assets	598,243.57	596,240.09
Your liabilities	0.00	0.00
Value of your account	\$598,243.57	\$596,240.09
Accrued interest in value above	\$783.29	\$750.09

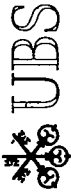
As a service to you, your portfolio value of
\$596,240.09 includes accrued interest

Tracking the value of your account



Sources of your account growth during 2015

Value of your account at year end 2014	\$598,243.57
Net deposits and withdrawals	-\$1,616.91
Your investment return	
Dividend and interest income	\$757.99
Change in value of accrued interest	-\$33.20
Change in market value	-\$1,111.36
Value of your account on Jan 30, 2015	\$596,240.09



Portfolio Management Program
January 2015

Account name:
Account number:

THE FRANKFURTH FAMILY
XD 11914 P3

Your Financial Advisor:
TPG WEALTH MANAGEMENT
330-655-8300/800-216-4638

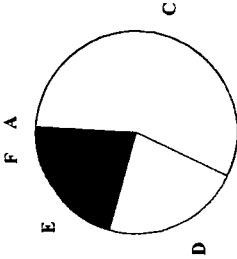
Your account balance sheet

The value of your account includes assets held at UBS and certain assets held away from UBS. See page 1 for more information.

Summary of your assets

	Value on January 30 (\$)	Percentage of your account
A Cash and money balances	5,516.58	0.93%
B Cash alternatives	0.00	0.00%
C Equities	334,414.54	56.08%
D Fixed income	132,886.15	22.29%
E Non-traditional	91,078.92	15.28%
F Commodities	32,343.90	5.42%
G Other	0.00	0.00%
Total assets	\$596,240.09	100.00%

Your current asset allocation



► Cash and money balances may include available cash balances, UBS Bank USA deposit account balances, UBS AG Stamford Branch deposit account balances and money market mutual fund sweep balances. See the *Important information about your statement* on the last two pages of this statement for details about these balances.

Value of your account

\$596,240.09

Eye on the markets

Index	Percentage change	
	January 2015	Year to date
S&P 500	-3.00%	-3.00%
Russell 3000	-2.78%	-2.78%
MSCI - Europe, Australia & Far East	0.50%	0.50%
Barclays Capital U S Aggregate Bond Index	2.10%	2.10%

Interest rates on January 30, 2015

3-month Treasury bills 0.01%
One-month LIBOR 0.17%