



See a Social Security Number? Say Something!
Report Privacy Problems to <https://public.resource.org/privacy>
Or call the IRS Identity Theft Hotline at 1-800-908-4490



Form **990-PF**

Department of the Treasury
Internal Revenue Service

Return of Private Foundation

or Section 4947(a)(1) Trust Treated as Private Foundation

▶ Do not enter social security numbers on this form as it may be made public.

▶ Information about Form 990-PF and its instructions is at www.irs.gov/form990pf.

OMB No 1545-0052

2014

Open to Public Inspection

For calendar year 2014, or tax year beginning 02-01-2014 , and ending 01-31-2015

Name of foundation WOLLOWICK FAMILY FOUNDATION		A Employer identification number 59-2469452	
Number and street (or P O box number if mail is not delivered to street address) 2000 NW 150TH AVENUE SUITE 2106		B Telephone number (see instructions) (954) 889-0075	
City or town, state or province, country, and ZIP or foreign postal code PEMBROKE PINES, FL 33028		C If exemption application is pending, check here <input type="checkbox"/>	
G Check all that apply <input type="checkbox"/> Initial return <input type="checkbox"/> Initial return of a former public charity <input type="checkbox"/> Final return <input type="checkbox"/> Amended return <input type="checkbox"/> Address change <input type="checkbox"/> Name change		D 1. Foreign organizations, check here <input type="checkbox"/> 2. Foreign organizations meeting the 85% test, check here and attach computation <input type="checkbox"/>	
H Check type of organization <input checked="" type="checkbox"/> Section 501(c)(3) exempt private foundation <input type="checkbox"/> Section 4947(a)(1) nonexempt charitable trust <input type="checkbox"/> Other taxable private foundation		E If private foundation status was terminated under section 507(b)(1)(A), check here <input type="checkbox"/>	
I Fair market value of all assets at end of year (from Part II, col. (c), line 16)▶\$ 3,333,511		F If the foundation is in a 60-month termination under section 507(b)(1)(B), check here <input type="checkbox"/>	
J Accounting method <input checked="" type="checkbox"/> Cash <input type="checkbox"/> Accrual <input type="checkbox"/> Other (specify) _____ (Part I, column (d) must be on cash basis.)			

Part I Analysis of Revenue and Expenses <i>(The total of amounts in columns (b), (c), and (d) may not necessarily equal the amounts in column (a) (see instructions))</i>		(a) Revenue and expenses per books	(b) Net investment income	(c) Adjusted net income	(d) Disbursements for charitable purposes (cash basis only)
Revenue	1 Contributions, gifts, grants, etc , received (attach schedule)				
	2 Check <input checked="" type="checkbox"/> if the foundation is not required to attach Sch B				
	3 Interest on savings and temporary cash investments				
	4 Dividends and interest from securities.	113,721	113,721	113,721	
	5a Gross rents				
	b Net rental income or (loss) _____				
	6a Net gain or (loss) from sale of assets not on line 10	219,541			
	b Gross sales price for all assets on line 6a 1,054,435				
	7 Capital gain net income (from Part IV, line 2) . . .		219,541		
	8 Net short-term capital gain			16,091	
	9 Income modifications				
	10a Gross sales less returns and allowances				
	b Less Cost of goods sold				
	c Gross profit or (loss) (attach schedule)				
	11 Other income (attach schedule)	4,249		4,249	
	12 Total. Add lines 1 through 11	337,511	333,262	134,061	
Operating and Administrative Expenses	13 Compensation of officers, directors, trustees, etc	85,160	51,000		34,160
	14 Other employee salaries and wages				
	15 Pension plans, employee benefits				
	16a Legal fees (attach schedule)	4,500	4,500		
	b Accounting fees (attach schedule)				
	c Other professional fees (attach schedule)				
	17 Interest				
	18 Taxes (attach schedule) (see instructions) . . .	1,919	1,919		
	19 Depreciation (attach schedule) and depletion . . .				
	20 Occupancy				
	21 Travel, conferences, and meetings				
	22 Printing and publications				
	23 Other expenses (attach schedule)				
	24 Total operating and administrative expenses. Add lines 13 through 23	91,579	57,419		34,160
	25 Contributions, gifts, grants paid	389,250			389,250
	26 Total expenses and disbursements. Add lines 24 and 25	480,829	57,419		423,410
	27 Subtract line 26 from line 12				
	a Excess of revenue over expenses and disbursements	-143,318			
	b Net investment income (if negative, enter -0-)		275,843		
c Adjusted net income (if negative, enter -0-)				134,061	

Part II Balance Sheets		Attached schedules and amounts in the description column should be for end-of-year amounts only (See instructions)	Beginning of year	End of year	
			(a) Book Value	(b) Book Value	(c) Fair Market Value
Assets	1	Cash—non-interest-bearing	7,500	7,500	7,500
	2	Savings and temporary cash investments	159,741	42,486	42,486
	3	Accounts receivable ▶ _____ Less allowance for doubtful accounts ▶ _____			
	4	Pledges receivable ▶ _____ Less allowance for doubtful accounts ▶ _____			
	5	Grants receivable			
	6	Receivables due from officers, directors, trustees, and other disqualified persons (attach schedule) (see instructions)			
	7	Other notes and loans receivable (attach schedule) ▶ _____ Less allowance for doubtful accounts ▶ _____			
	8	Inventories for sale or use			
	9	Prepaid expenses and deferred charges		3,184	3,184
	10a	Investments—U S and state government obligations (attach schedule)			
	b	Investments—corporate stock (attach schedule)			
	c	Investments—corporate bonds (attach schedule).			
	11	Investments—land, buildings, and equipment basis ▶ _____ Less accumulated depreciation (attach schedule) ▶ _____			
	12	Investments—mortgage loans			
	13	Investments—other (attach schedule)	3,310,337	3,280,341	3,280,341
	14	Land, buildings, and equipment basis ▶ _____ Less accumulated depreciation (attach schedule) ▶ _____			
15	Other assets (describe ▶ _____)				
16	Total assets (to be completed by all filers—see the instructions Also, see page 1, item I)	3,477,578	3,333,511	3,333,511	
Liabilities	17	Accounts payable and accrued expenses			
	18	Grants payable			
	19	Deferred revenue			
	20	Loans from officers, directors, trustees, and other disqualified persons			
	21	Mortgages and other notes payable (attach schedule)			
	22	Other liabilities (describe ▶ _____)			
	23	Total liabilities (add lines 17 through 22)		0	
Net Assets or Fund Balances	Foundations that follow SFAS 117, check here ▶ <input type="checkbox"/> and complete lines 24 through 26 and lines 30 and 31.				
	24	Unrestricted			
	25	Temporarily restricted			
	26	Permanently restricted			
	Foundations that do not follow SFAS 117, check here ▶ <input checked="" type="checkbox"/> and complete lines 27 through 31.				
	27	Capital stock, trust principal, or current funds			
	28	Paid-in or capital surplus, or land, bldg , and equipment fund			
	29	Retained earnings, accumulated income, endowment, or other funds	3,477,578	3,333,511	
	30	Total net assets or fund balances (see instructions)	3,477,578	3,333,511	
31	Total liabilities and net assets/fund balances (see instructions) . . .	3,477,578	3,333,511		

Part III Analysis of Changes in Net Assets or Fund Balances		
1	Total net assets or fund balances at beginning of year—Part II, column (a), line 30 (must agree with end-of-year figure reported on prior year’s return)	1 3,477,578
2	Enter amount from Part I, line 27a	2 -143,318
3	Other increases not included in line 2 (itemize) ▶ _____	3
4	Add lines 1, 2, and 3	4 3,334,260
5	Decreases not included in line 2 (itemize) ▶ _____	5 749
6	Total net assets or fund balances at end of year (line 4 minus line 5)—Part II, column (b), line 30 .	6 3,333,511

Part IV

Capital Gains and Losses for Tax on Investment Income

(a) List and describe the kind(s) of property sold (e g , real estate, 2-story brick warehouse, or common stock, 200 shs MLC Co)		(b) How acquired P—Purchase D—Donation	(c) Date acquired (mo , day, yr)	(d) Date sold (mo , day, yr)
1 a	SEE ATTACHED BNY MELLON - 6002	P		
b	SEE ATTACHED BNY MELLON - 6002	P		
c				
d				
e				

(e) Gross sales price	(f) Depreciation allowed (or allowable)	(g) Cost or other basis plus expense of sale	(h) Gain or (loss) (e) plus (f) minus (g)
a 673,732		578,981	94,751
b 272,004		255,913	16,091
c			
d			
e			

Complete only for assets showing gain in column (h) and owned by the foundation on 12/31/69			(I) Gains (Col (h) gain minus col (k), but not less than -0-) or Losses (from col (h))
(i) F M V as of 12/31/69	(j) Adjusted basis as of 12/31/69	(k) Excess of col (i) over col (j), if any	
a			94,751
b			16,091
c			
d			
e			

2	Capital gain net income or (net capital loss)	{ If gain, also enter in Part I, line 7 If (loss), enter -0- in Part I, line 7 }	2	219,541
3	Net short-term capital gain or (loss) as defined in sections 1222(5) and (6) If gain, also enter in Part I, line 8, column (c) (see instructions) If (loss), enter -0- in Part I, line 8	}	3	16,091

Part V

Qualification Under Section 4940(e) for Reduced Tax on Net Investment Income

(For optional use by domestic private foundations subject to the section 4940(a) tax on net investment income)

If section 4940(d)(2) applies, leave this part blank

Was the foundation liable for the section 4942 tax on the distributable amount of any year in the base period? ☐ Yes ☒ No

If "Yes," the foundation does not qualify under section 4940(e) Do not complete this part

1 Enter the appropriate amount in each column for each year, see instructions before making any entries

(a) Base period years Calendar year (or tax year beginning in)	(b) Adjusted qualifying distributions	(c) Net value of noncharitable-use assets	(d) Distribution ratio (col (b) divided by col (c))
2013	397,066	4,014,739	0 098902
2012	599,143	4,143,328	0 144604
2011	163,669	4,472,237	0 036597
2010	388,198	4,605,519	0 084290
2009	403,430	4,078,884	0 098907

2	Total of line 1, column (d).	2	0 463300
3	Average distribution ratio for the 5-year base period—divide the total on line 2 by 5, or by the number of years the foundation has been in existence if less than 5 years	3	0 092660
4	Enter the net value of noncharitable-use assets for 2014 from Part X, line 5.	4	3,948,658
5	Multiply line 4 by line 3.	5	365,883
6	Enter 1% of net investment income (1% of Part I, line 27b).	6	2,758
7	Add lines 5 and 6.	7	368,641
8	Enter qualifying distributions from Part XII, line 4.	8	423,410

If line 8 is equal to or greater than line 7, check the box in Part VI, line 1b, and complete that part using a 1% tax rate See
the Part VI instructions

Part VI

Excise Tax Based on Investment Income (Section 4940(a), 4940(b), 4940(e), or 4948—see page 18 of the instructions)

1a		Exempt operating foundations described in section 4940(d)(2), check here <input type="checkbox"/> and enter "N/A" on line 1			
b		Domestic foundations that meet the section 4940(e) requirements in Part V, check here <input checked="" type="checkbox"/> and enter 1% of Part I, line 27b		1	2,758
c		All other domestic foundations enter 2% of line 27b. Exempt foreign organizations enter 4% of Part I, line 12, col. (b)			
2		Tax under section 511 (domestic section 4947(a)(1) trusts and taxable foundations only. Others enter -0-)		2	
3		Add lines 1 and 2.		3	2,758
4		Subtitle A (income) tax (domestic section 4947(a)(1) trusts and taxable foundations only. Others enter -0-)		4	
5		Tax based on investment income. Subtract line 4 from line 3. If zero or less, enter -0-		5	2,758
6		Credits/Payments			
a	2014 estimated tax payments and 2013 overpayment credited to 2014	6a	3,184		
b	Exempt foreign organizations—tax withheld at source	6b			
c	Tax paid with application for extension of time to file (Form 8868)	6c			
d	Backup withholding erroneously withheld	6d			
7		Total credits and payments. Add lines 6a through 6d.		7	3,184
8		Enter any penalty for underpayment of estimated tax. Check here <input checked="" type="checkbox"/> if Form 2220 is attached		8	27
9		Tax due. If the total of lines 5 and 8 is more than line 7, enter amount owed <input type="checkbox"/>		9	
10		Overpayment. If line 7 is more than the total of lines 5 and 8, enter the amount overpaid. <input type="checkbox"/>		10	399
11		Enter the amount of line 10 to be Credited to 2015 estimated tax <input type="checkbox"/> 399 Refunded <input type="checkbox"/>		11	

Part VII-A

Statements Regarding Activities

1a	During the tax year, did the foundation attempt to influence any national, state, or local legislation or did it participate or intervene in any political campaign?	1a		Yes	No
b	Did it spend more than \$100 during the year (either directly or indirectly) for political purposes (see Instructions for definition)? <i>If the answer is "Yes" to 1a or 1b, attach a detailed description of the activities and copies of any materials published or distributed by the foundation in connection with the activities.</i>	1b			No
c	Did the foundation file Form 1120-POL for this year?	1c			No
d	Enter the amount (if any) of tax on political expenditures (section 4955) imposed during the year (1) On the foundation <input type="checkbox"/> \$ (2) On foundation managers <input type="checkbox"/> \$				
e	Enter the reimbursement (if any) paid by the foundation during the year for political expenditure tax imposed on foundation managers <input type="checkbox"/> \$				
2	Has the foundation engaged in any activities that have not previously been reported to the IRS? <i>If "Yes," attach a detailed description of the activities.</i>	2			No
3	Has the foundation made any changes, not previously reported to the IRS, in its governing instrument, articles of incorporation, or bylaws, or other similar instruments? <i>If "Yes," attach a conformed copy of the changes</i>	3			No
4a	Did the foundation have unrelated business gross income of \$1,000 or more during the year?	4a			No
b	If "Yes," has it filed a tax return on Form 990-T for this year?	4b			
5	Was there a liquidation, termination, dissolution, or substantial contraction during the year? <i>If "Yes," attach the statement required by General Instruction T.</i>	5			No
6	Are the requirements of section 508(e) (relating to sections 4941 through 4945) satisfied either • By language in the governing instrument, or • By state legislation that effectively amends the governing instrument so that no mandatory directions that conflict with the state law remain in the governing instrument?	6		Yes	
7	Did the foundation have at least \$5,000 in assets at any time during the year? <i>If "Yes," complete Part II, col. (c), and Part XV.</i>	7		Yes	
8a	Enter the states to which the foundation reports or with which it is registered (see instructions) <input type="checkbox"/> FL				
b	If the answer is "Yes" to line 7, has the foundation furnished a copy of Form 990-PF to the Attorney General (or designate) of each state as required by General Instruction G? <i>If "No," attach explanation</i>	8b			No
9	Is the foundation claiming status as a private operating foundation within the meaning of section 4942(j)(3) or 4942(j)(5) for calendar year 2014 or the taxable year beginning in 2014 (see instructions for Part XIV)? <i>If "Yes," complete Part XIV</i>	9			No
10	Did any persons become substantial contributors during the tax year? <i>If "Yes," attach a schedule listing their names and addresses.</i>	10			No

Part VII-A

Statements Regarding Activities *(continued)*

11	At any time during the year, did the foundation, directly or indirectly, own a controlled entity within the meaning of section 512(b)(13)? If "Yes," attach schedule (see instructions).	11		No
12	Did the foundation make a distribution to a donor advised fund over which the foundation or a disqualified person had advisory privileges? If "Yes," attach statement (see instructions)	12		No
13	Did the foundation comply with the public inspection requirements for its annual returns and exemption application?	13	Yes	
Website address N/A				
14	The books are in care of BNY MELLON Telephone no (305) 810-2900 Located at 1450 BRICKELL AVENUE 27TH FLOOR MIAMI FL ZIP +4 33131			
15	Section 4947(a)(1) nonexempt charitable trusts filing Form 990-PF in lieu of Form 1041 —Check here and enter the amount of tax-exempt interest received or accrued during the year.	15		
16	At any time during calendar year 2014, did the foundation have an interest in or a signature or other authority over a bank, securities, or other financial account in a foreign country?	16	Yes	No
See instructions for exceptions and filing requirements for FinCEN Form 114, Report of Foreign Bank and Financial Accounts (FBAR) If "Yes", enter the name of the foreign country				

Part VII-B

Statements Regarding Activities for Which Form 4720 May Be Required

File Form 4720 if any item is checked in the "Yes" column, unless an exception applies.			Yes	No
1a	During the year did the foundation (either directly or indirectly) (1) Engage in the sale or exchange, or leasing of property with a disqualified person? Yes No (2) Borrow money from, lend money to, or otherwise extend credit to (or accept it from) a disqualified person? Yes No (3) Furnish goods, services, or facilities to (or accept them from) a disqualified person? Yes No (4) Pay compensation to, or pay or reimburse the expenses of, a disqualified person? Yes No (5) Transfer any income or assets to a disqualified person (or make any of either available for the benefit or use of a disqualified person)? Yes No (6) Agree to pay money or property to a government official? (Exception. Check "No" if the foundation agreed to make a grant to or to employ the official for a period after termination of government service, if terminating within 90 days). Yes No			
b	If any answer is "Yes" to 1a(1)–(6), did any of the acts fail to qualify under the exceptions described in Regulations section 53.4941(d)-3 or in a current notice regarding disaster assistance (see instructions)? Organizations relying on a current notice regarding disaster assistance check here.	1b		No
c	Did the foundation engage in a prior year in any of the acts described in 1a, other than excepted acts, that were not corrected before the first day of the tax year beginning in 2014?	1c		
2	Taxes on failure to distribute income (section 4942) (does not apply for years the foundation was a private operating foundation defined in section 4942(j)(3) or 4942(j)(5))			
a	At the end of tax year 2014, did the foundation have any undistributed income (lines 6d and 6e, Part XIII) for tax year(s) beginning before 2014? If "Yes," list the years 20 , 20 , 20 , 20 Yes No			
b	Are there any years listed in 2a for which the foundation is not applying the provisions of section 4942(a)(2) (relating to incorrect valuation of assets) to the year's undistributed income? (If applying section 4942(a)(2) to all years listed, answer "No" and attach statement—see instructions).	2b		
c	If the provisions of section 4942(a)(2) are being applied to any of the years listed in 2a, list the years here 20 , 20 , 20 , 20			
3a	Did the foundation hold more than a 2% direct or indirect interest in any business enterprise at any time during the year? Yes No			
b	If "Yes," did it have excess business holdings in 2014 as a result of (1) any purchase by the foundation or disqualified persons after May 26, 1969, (2) the lapse of the 5-year period (or longer period approved by the Commissioner under section 4943(c)(7)) to dispose of holdings acquired by gift or bequest, or (3) the lapse of the 10-, 15-, or 20-year first phase holding period? (Use Schedule C, Form 4720, to determine if the foundation had excess business holdings in 2014.).	3b		
4a	Did the foundation invest during the year any amount in a manner that would jeopardize its charitable purposes?	4a		No
b	Did the foundation make any investment in a prior year (but after December 31, 1969) that could jeopardize its charitable purpose that had not been removed from jeopardy before the first day of the tax year beginning in 2014?	4b		No

Part VII-B

Statements Regarding Activities for Which Form 4720 May Be Required (continued)

5a	During the year did the foundation pay or incur any amount to			
	(1) Carry on propaganda, or otherwise attempt to influence legislation (section 4945(e))?	<input type="checkbox"/> Yes <input checked="" type="checkbox"/> No		
	(2) Influence the outcome of any specific public election (see section 4955), or to carry on, directly or indirectly, any voter registration drive?	<input type="checkbox"/> Yes <input checked="" type="checkbox"/> No		
	(3) Provide a grant to an individual for travel, study, or other similar purposes?	<input type="checkbox"/> Yes <input checked="" type="checkbox"/> No		
	(4) Provide a grant to an organization other than a charitable, etc , organization described in section 4945(d)(4)(A)? (see instructions).	<input type="checkbox"/> Yes <input checked="" type="checkbox"/> No		
	(5) Provide for any purpose other than religious, charitable, scientific, literary, or educational purposes, or for the prevention of cruelty to children or animals?	<input type="checkbox"/> Yes <input checked="" type="checkbox"/> No		
b	If any answer is "Yes" to 5a(1)–(5), did any of the transactions fail to qualify under the exceptions described in Regulations section 53.4945 or in a current notice regarding disaster assistance (see instructions)?	5b		
	Organizations relying on a current notice regarding disaster assistance check here.	<input checked="" type="checkbox"/>		
c	If the answer is "Yes" to question 5a(4), does the foundation claim exemption from the tax because it maintained expenditure responsibility for the grant?	<input type="checkbox"/> Yes <input type="checkbox"/> No		
	If "Yes," attach the statement required by Regulations section 53.4945–5(d).			
6a	Did the foundation, during the year, receive any funds, directly or indirectly, to pay premiums on a personal benefit contract?	<input type="checkbox"/> Yes <input checked="" type="checkbox"/> No		
b	Did the foundation, during the year, pay premiums, directly or indirectly, on a personal benefit contract?	6b		No
	If "Yes" to 6b, file Form 8870.			
7a	At any time during the tax year, was the foundation a party to a prohibited tax shelter transaction?	<input type="checkbox"/> Yes <input checked="" type="checkbox"/> No		
b	If yes, did the foundation receive any proceeds or have any net income attributable to the transaction?	7b		

Part VIII

Information About Officers, Directors, Trustees, Foundation Managers, Highly Paid Employees, and Contractors

1 List all officers, directors, trustees, foundation managers and their compensation (see instructions).				
(a) Name and address	(b) Title, and average hours per week devoted to position	(c) Compensation (If not paid, enter -0-)	(d) Contributions to employee benefit plans and deferred compensation	(e) Expense account, other allowances
See Additional Data TableSee Additional Data Table				
2 Compensation of five highest-paid employees (other than those included on line 1—see instructions). If none, enter "NONE."				
(a) Name and address of each employee paid more than \$50,000	(b) Title, and average hours per week devoted to position	(c) Compensation	(d) Contributions to employee benefit plans and deferred compensation	(e) Expense account, other allowances
NONE				
Total number of other employees paid over \$50,000.				

Part VIII

Information About Officers, Directors, Trustees, Foundation Managers, Highly Paid Employees, and Contractors (continued)

3 Five highest-paid independent contractors for professional services (see instructions). If none, enter "NONE".		
(a) Name and address of each person paid more than \$50,000	(b) Type of service	(c) Compensation
NONE		
Total number of others receiving over \$50,000 for professional services.		

Part IX-A

Summary of Direct Charitable Activities

List the foundation's four largest direct charitable activities during the tax year. Include relevant statistical information such as the number of organizations and other beneficiaries served, conferences convened, research papers produced, etc.	Expenses
1	
2	
3	
4	

Part IX-B

Summary of Program-Related Investments (see instructions)

Describe the two largest program-related investments made by the foundation during the tax year on lines 1 and 2	Amount
1 N/A	
2	
All other program-related investments. See instructions.	
3	
Total. Add lines 1 through 3.	

Part X

Minimum Investment Return (All domestic foundations must complete this part. Foreign foundations, see instructions.)

1	Fair market value of assets not used (or held for use) directly in carrying out charitable, etc , purposes		
a	Average monthly fair market value of securities.	1a	3,907,677
b	Average of monthly cash balances.	1b	101,113
c	Fair market value of all other assets (see instructions).	1c	0
d	Total (add lines 1a, b, and c).	1d	4,008,790
e	Reduction claimed for blockage or other factors reported on lines 1a and 1c (attach detailed explanation).	1e	
2	Acquisition indebtedness applicable to line 1 assets.	2	
3	Subtract line 2 from line 1d.	3	4,008,790
4	Cash deemed held for charitable activities Enter 1 1/2% of line 3 (for greater amount, see instructions).	4	60,132
5	Net value of noncharitable-use assets. Subtract line 4 from line 3 Enter here and on Part V, line 4	5	3,948,658
6	Minimum investment return. Enter 5% of line 5.	6	197,433

Part XI

Distributable Amount (see instructions) (Section 4942(j)(3) and (j)(5) private operating foundations and certain foreign organizations check here ☐ and do not complete this part.)

1	Minimum investment return from Part X, line 6.	1	197,433
2a	Tax on investment income for 2014 from Part VI, line 5.	2a	2,758
b	Income tax for 2014 (This does not include the tax from Part VI).	2b	
c	Add lines 2a and 2b.	2c	2,758
3	Distributable amount before adjustments Subtract line 2c from line 1.	3	194,675
4	Recoveries of amounts treated as qualifying distributions.	4	
5	Add lines 3 and 4.	5	194,675
6	Deduction from distributable amount (see instructions).	6	
7	Distributable amount as adjusted Subtract line 6 from line 5 Enter here and on Part XIII, line 1.	7	194,675

Part XII

Qualifying Distributions (see instructions)

1	Amounts paid (including administrative expenses) to accomplish charitable, etc , purposes		
a	Expenses, contributions, gifts, etc —total from Part I, column (d), line 26.	1a	423,410
b	Program-related investments—total from Part IX-B.	1b	
2	Amounts paid to acquire assets used (or held for use) directly in carrying out charitable, etc , purposes.	2	
3	Amounts set aside for specific charitable projects that satisfy the		
a	Suitability test (prior IRS approval required).	3a	
b	Cash distribution test (attach the required schedule).	3b	
4	Qualifying distributions. Add lines 1a through 3b Enter here and on Part V, line 8, and Part XIII, line 4	4	423,410
5	Foundations that qualify under section 4940(e) for the reduced rate of tax on net investment income Enter 1% of Part I, line 27b (see instructions).	5	2,758
6	Adjusted qualifying distributions. Subtract line 5 from line 4.	6	420,652
Note: The amount on line 6 will be used in Part V, column (b), in subsequent years when calculating whether the foundation qualifies for the section 4940(e) reduction of tax in those years			

Part XIII

Undistributed Income (see instructions)

	(a) Corpus	(b) Years prior to 2013	(c) 2013	(d) 2014
1 Distributable amount for 2014 from Part XI, line 7				194,675
2 Undistributed income, if any, as of the end of 2014				
a Enter amount for 2013 only.				
b Total for prior years 20____, 20____, 20____				
3 Excess distributions carryover, if any, to 2014				
a From 2009.	200,568			
b From 2010.	159,461			
c From 2011.				
d From 2012.	396,077			
e From 2013.	202,697			
f Total of lines 3a through e.	958,803			
4 Qualifying distributions for 2014 from Part XII, line 4 ▶ \$ 423,410				
a Applied to 2013, but not more than line 2a				
b Applied to undistributed income of prior years (Election required—see instructions).				
c Treated as distributions out of corpus (Election required—see instructions).				
d Applied to 2014 distributable amount.				194,675
e Remaining amount distributed out of corpus	228,735			
5 Excess distributions carryover applied to 2014 (If an amount appears in column (d), the same amount must be shown in column (a).)				
6 Enter the net total of each column as indicated below:				
a Corpus Add lines 3f, 4c, and 4e Subtract line 5	1,187,538			
b Prior years' undistributed income Subtract line 4b from line 2b.				
c Enter the amount of prior years' undistributed income for which a notice of deficiency has been issued, or on which the section 4942(a) tax has been previously assessed.				
d Subtract line 6c from line 6b Taxable amount—see instructions				
e Undistributed income for 2013 Subtract line 4a from line 2a Taxable amount—see instructions				
f Undistributed income for 2014 Subtract lines 4d and 5 from line 1 This amount must be distributed in 2015				0
7 Amounts treated as distributions out of corpus to satisfy requirements imposed by section 170(b)(1)(F) or 4942(g)(3) (Election may be required - see instructions)				
8 Excess distributions carryover from 2009 not applied on line 5 or line 7 (see instructions) . . .	200,568			
9 Excess distributions carryover to 2015. Subtract lines 7 and 8 from line 6a	986,970			
10 Analysis of line 9				
a Excess from 2010. . . .	159,461			
b Excess from 2011. . . .				
c Excess from 2012. . . .	396,077			
d Excess from 2013. . . .	202,697			
e Excess from 2014. . . .	228,735			

Part XIVPrivate Operating Foundations (see instructions and Part VII-A, question 9)

1a

If the foundation has received a ruling or determination letter that it is a private operating foundation, and the ruling is effective for 2014, enter the date of the ruling.

b

Check box to indicate whether the organization is a private operating foundation described in section 4942(j)(3) or 4942(j)(5)

☐ 4942(j)(3) or ☐ 4942(j)(5)

2a	Enter the lesser of the adjusted net income from Part I or the minimum investment return from Part X for each year listed.	Tax year	Prior 3 years			(e) Total
		(a) 2014	(b) 2013	(c) 2012	(d) 2011	
b	85% of line 2a					
c	Qualifying distributions from Part XII, line 4 for each year listed.					
d	Amounts included in line 2c not used directly for active conduct of exempt activities.					
e	Qualifying distributions made directly for active conduct of exempt activities. Subtract line 2d from line 2c.					
3	Complete 3a, b, or c for the alternative test relied upon.					
a	"Assets" alternative test—enter					
	(1) Value of all assets.					
	(2) Value of assets qualifying under section 4942(j)(3)(B)(i).					
b	"Endowment" alternative test— enter 2/3 of minimum investment return shown in Part X, line 6 for each year listed.					
c	"Support" alternative test—enter					
	(1) Total support other than gross investment income (interest, dividends, rents, payments on securities loans (section 512(a)(5)), or royalties).					
	(2) Support from general public and 5 or more exempt organizations as provided in section 4942(j)(3)(B)(iii).					
	(3) Largest amount of support from an exempt organization.					
	(4) Gross investment income.					

Part XVSupplementary Information (Complete this part only if the organization had \$5,000 or more in assets at any time during the year—see instructions.)

1

Information Regarding Foundation Managers:

a

List any managers of the foundation who have contributed more than 2% of the total contributions received by the foundation before the close of any tax year (but only if they have contributed more than \$5,000) (See section 507(d)(2))

b

List any managers of the foundation who own 10% or more of the stock of a corporation (or an equally large portion of the ownership of a partnership or other entity) of which the foundation has a 10% or greater interest

2

Information Regarding Contribution, Grant, Gift, Loan, Scholarship, etc., Programs:

Check here ☐ if the foundation only makes contributions to preselected charitable organizations and does not accept unsolicited requests for funds. If the foundation makes gifts, grants, etc. (see instructions) to individuals or organizations under other conditions, complete items 2a, b, c, and d.

a

The name, address, and telephone number or e-mail address of the person to whom applications should be addressed

GOLOMB SCHWARTZ COVE PA
2000 NW 150TH AVENUE
SUITE 2106
PEMBROKE PINES,FL 33028
(954) 889-0075

b

The form in which applications should be submitted and information and materials they should include

LETTER STATING NAME, ADDRESS, TAX EXEMPT STATUS,PURPOSE AMOUNT AND TERM

c

Any submission deadlines

SEPTEMBER 30TH

d

Any restrictions or limitations on awards, such as by geographical areas, charitable fields, kinds of institutions, or other factors

NONE

Part XV

Supplementary Information (continued)

3 Grants and Contributions Paid During the Year or Approved for Future Payment

Recipient	If recipient is an individual, show any relationship to any foundation manager or substantial contributor	Foundation status of recipient	Purpose of grant or contribution	Amount
Name and address (home or business)				
a Paid during the year See Additional Data Table				
Total			3a	389,250
b Approved for future payment				
Total			3b	

Enter gross amounts unless otherwise indicated

Part XVI-B Relationship of Activities to the Accomplishment of Exempt Purposes

Form **990-PF** (2014)

Part XVII

Information Regarding Transfers To and Transactions and Relationships With Noncharitable Exempt Organizations

1

Did the organization directly or indirectly engage in any of the following with any other organization described in section 501(c) of the Code (other than section 501(c)(3) organizations) or in section 527, relating to political organizations?

Yes

No

a

Transfers from the reporting foundation to a noncharitable exempt organization of

(1)

Cash.

1a(1)

No

(2)

Other assets.

1a(2)

No

b

Other transactions

(1)

Sales of assets to a noncharitable exempt organization.

1b(1)

No

(2)

Purchases of assets from a noncharitable exempt organization.

1b(2)

No

(3)

Rental of facilities, equipment, or other assets.

1b(3)

No

(4)

Reimbursement arrangements.

1b(4)

No

(5)

Loans or loan guarantees.

1b(5)

No

(6)

Performance of services or membership or fundraising solicitations.

1b(6)

No

c

Sharing of facilities, equipment, mailing lists, other assets, or paid employees.

1c

No

d

If the answer to any of the above is "Yes," complete the following schedule. Column (b) should always show the fair market value of the goods, other assets, or services given by the reporting foundation. If the foundation received less than fair market value in any transaction or sharing arrangement, show in column (d) the value of the goods, other assets, or services received.

(a) Line No	(b) Amount involved	(c) Name of noncharitable exempt organization	(d) Description of transfers, transactions, and sharing arrangements

2a

Is the foundation directly or indirectly affiliated with, or related to, one or more tax-exempt organizations described in section 501(c) of the Code (other than section 501(c)(3)) or in section 527?

☐

Yes

☒

No

b

If "Yes," complete the following schedule.

(a) Name of organization	(b) Type of organization	(c) Description of relationship

Sign Here

Under penalties of perjury, I declare that I have examined this return, including accompanying schedules and statements, and to the best of my knowledge and belief, it is true, correct, and complete. Declaration of preparer (other than taxpayer) is based on all information of which preparer has any knowledge.

2015-09-15

Signature of officer or trustee

Date

Title

May the IRS discuss this return with the preparer shown below (see instr.)?

☐ Yes ☒ No

Paid Preparer Use Only

Print/Type preparer's name

ERIC L GOLOMB

Preparer's Signature

Date

2015-10-28

Check if self-employed

☒

PTIN

P00237649

Firm's name

GOLOMB SCHWARTZ & COVE PA

Firm's EIN

65-1050079

Firm's address

2000 NW 150TH AVE STE 2106 PEMBROKE PINES, FL 33028

Phone no


(954) 889-0075

Form 990-PF (2014)

Form 990PF Part VIII Line 1 - List all officers, directors, trustees, foundation managers and their compensation

(a) Name and address	(b) Title, and average hours per week devoted to position	(c) Compensation (If not paid, enter -0-)	(d) Contributions to employee benefit plans and deferred compensation	(e) Expense account, other allowances
RHODA STEIN	DIRECTOR 4 00	10,000	0	0
1351 SW 141 AVENUE 110 PEMBROKE PINES, FL 33027				
ROBERT TESHER	DIRECTOR 4 00	10,000	0	0
2000 S OCEAN BLVD 6E BOCA RATON, FL 334328067				
RICHARD LOWE	DIRECTOR 4 00	5,000	0	0
3500 N 34TH AVENUE HOLLYWOOD, FL 33021				
JANET WOLLOWICK	DIRECTOR 4 00	10,000	0	0
3800 NW 100TH AVENUE HOLLYWOOD, FL 33024				
SANDRA LOWE	DIRECTOR 4 00	10,000	0	0
3500 N 34TH AVENUE HOLLYWOOD, FL 33021				
BNY MELLON BNY MELLON	TRUSTEE 4 00	34,160	0	0
PO BOX 185 PITTSBURGH PITTSBURGH, PA 152300185				
MEGAN LOWE	DIRECTOR 4 00	3,500	0	0
3500 N 34TH AVE HOLLYWOOD, FL 33021				
JASON STEIN	DIRECTOR 4 00	1,250	0	0
9613 BRIDGEBROOK DRIVE BOCA RATON, FL 33496				
RONNIT STEIN	DIRECTOR 4 00	1,250	0	0
9613 BRIDGEBROOK DRIVE BOCA RATON, FL 33496				


Form 990PF Part XV Line 3 - Grants and Contributions Paid During the Year or Approved for Future Payment

Recipient	If recipient is an individual, show any relationship to any foundation manager or substantial contributor	Foundation status of recipient	Purpose of grant or contribution	Amount
Name and address (home or business)				
a <i>Paid during the year</i>				
ALZHEIMER'S ASSOCIATION 225 N MICHIGAN AVE FL 17 CHICAGO,IL 60601			DONATION	10,000
AMERICAN FRIENDS OF MAGEN DAVID ADO 2100 E HALLANDALEBCH BLVD SUITE 205 HALLANDALE,FL 33009			DONATION	7,500
AMERICAN RED CROSS OF GREATER MIAMI 335 SW 27TH AVE MIAMI,FL 33135			DONATION	1,500
AMERICAN RED CROSS OF GREATER MIAMI 335 SW 27TH AVE MIAMI,FL 33135			DONATION	2,500
AMERICAN TECHNION SOCIETY 7251 W PALMETTO PARK ROAD SUITE 201 BOCA RATON,FL 33433			DONATION	10,000
ARTHRITIS FOUNDATION FLORIDA CHAPTE 3405 NW 9TH AVENUE SUITE 1206 FORT LAUDERDALE,FL 33309			DONATION	5,000
ARTHRITIS NATIONAL RESEARCH FOUNDAT 200 OCEANGATE SUITE 830 LONG BEACH,CA 90802			DONATION	5,000
ASPCA 424 E 92ND STREET NEWYORK,NY 101286804			DONATION	2,500
B'NAI B'RITH FOUNDATION 5890 S PINE ISLAND ROAD SUITE 230 DAVIE,FL 33328			DONATION	2,000
BAR-ILAN UNIVERSITY 4600 SHERIDAN STREET SUITE 201 HOLLYWOOD,FL 33021			DONATION	5,000
BASCOM PALMER EYE INSTITUTE 1000 S PINE ISLAND RD PLANTATION,FL 33324			DONATION	10,000
BASCOM PALMER EYE INSTITUTE 1000 S PINE ISLAND ROAD PLANTATION,FL 33324			DONATION	9,000
BOYS TOWN JERUSALEM 6501 W SUNRISE BLVD PLANTATION,FL 33313			DONATION	2,500
CHABAD CHILDREN OF CHERNOBYL 675 THIRD AVENUE SUITE 3210 NEWYORK,NY 10017			DONATION	2,500
CHABAD OF SW CORAL SPRINGS 11325 W ATLANTIC BLVD CORAL SPRINGS,FL 33071			DONATION	5,000
Total  3a				389,250


Form 990PF Part XV Line 3 - Grants and Contributions Paid During the Year or Approved for Future Payment

Recipient	If recipient is an individual, show any relationship to any foundation manager or substantial contributor	Foundation status of recipient	Purpose of grant or contribution	Amount
Name and address (home or business)				
a Paid during the year				
CLEVELAND CLINIC - INTERNAL MEDICIN 9500 EUCLID AVENUE / DV 3 CLEVELAND,OH 44195			DONATION	2,000
CLEVELAND CLINIC EXECUTIVE HEALTH 9500 EUCLID AVENUE/ DV 3 CLEVELAND,OH 44195			DONATION	2,000
CLEVELAND CLINIC SURGERY CENTER 9500 EUCLID AVENUE/ DV 3 CLEVELAND,OH 44195			DONATION	5,000
CLEVELAND CLINICGASTRIC BYPASS 9500 EUCLID AVENUE / DV 3 CLEVELAND,OH 44195			DONATION	5,000
COLLEGE ASSISTANCE PROGRAM 200 SOUTH BISCAYNE BLVD SUITE 505 MIAMI,FL 33131			DONATION	2,000
FRIENDS OF DISABLED WAR VETERANS 1133 BROADWAY SUITE 232 NEWYORK,NY 10010			DONATION	2,500
FRIENDS OF ISRAEL DISABLED WAR VET 1133 BROADWAY SUITE 232 NEWYORK,NY 10010			DONATION	2,500
HOMELESS SHELTER 4700 SW 51ST ST DAVIE,FL 33314			DONATION	2,500
HUMANE SOCIETY OF BROWARD COUNTY 2070 GRIFFIN RD FORT LAUDERDALE,FL 33312			DONATION	2,500
HUMANE SOCIETY OF THE UNITED STATES 2100 L ST NW WASHINGTON,DC 20037			DONATION	2,500
JEWISH FEDERATION OF BROWARD COUNTY 5890 S PINE ISLAND RD DAVIE,FL 33328			DONATION	5,000
MAKE-A-WISH 4491 FLORIDA 7 DAVIE,FL 33314			DONATION	10,000
MIAMI CHILDREN'S HOSPITAL 3100 SW 62 AVENUE MIAMI,FL 33155			DONATION	5,000
MIAMI CHILDREN'S HOSPITAL 3100 SW 62 AVENUE MIAMI,FL 33155			DONATION	5,000
MIAMI PROJECT TO CURE PARALYSIS 1095 NW 14TH TERRACE MIAMI,FL 33136			DONATION	4,000
Total ▶ 3a				389,250

Form 990PF Part XV Line 3 - Grants and Contributions Paid During the Year or Approved for Future Payment

Recipient	If recipient is an individual, show any relationship to any foundation manager or substantial contributor	Foundation status of recipient	Purpose of grant or contribution	Amount
Name and address (home or business)				
a Paid during the year				
MOUNT SINAI ARTHRITIS CENTER ONE GUSTAVE L LEVY PLACE NEW YORK,NY 100296574			DONATION	5,000
MOUNT SINAI MEDICAL CENTER FOUNDATI 4300 ALTON ROAD SUITE 100 MIAMI BEACH,FL 33140			DONATION	2,000
MOUNT SINAI MEDICAL CENTER FOUNDATI 4300 ALTON ROAD SUITE 100 MIAMI BEACH,FL 33140			DONATION	2,000
NATIONAL DISABLED VETERANS 1020 19TH STREET NW SUITE 475 WASHINGTON,DC 20036			DONATION	2,000
NATIONAL JEWISH HEALTH 1400 JACKSON STREET DENVER,CO 80206			DONATION	2,000
NATIONAL JEWISH MEDICAL & RESEARCH 7900 GLADES ROADSUITE 40 BOCA RATON,FL 33434			GRANT	150,000
NATIONAL MULTIPLE SCLEROSIS SOCIETY 3201 WEST COMMERCIAL BLVD SUITE 127 FORT LAUDERDALE,FL 33309			DONATION	25,000
SALVATION ARMY PO BOX 350370 MIAMI,FL 33135			DONATION	1,000
SHIRAH HADASSAH 2200 NW CORPORATE BLVD BOCA RATON,FL 33431			DONATION	1,000
ST JUDE HOSPITAL 501 ST JUDE PLACE MEMPHIS,TN 38105			DONATION	10,000
SUSAN G KOMEN FOUNDATION 7399 ORANGEWOOD LANE BOCA RATON,FL 33433			DONATION	6,250
SYLVESTER COMP CANCER CENTER PO BOX 016960 M-867 MIAMI,FL 33101			DONATION	7,500
TEMPLE MENORAH SCHOLARSHIP FUND 620 75TH STREET MIAMI BEACH,FL 33141			DONATION	2,500
UM SURGERYBARIATRIC DEPARTMENT 3650 NW 82ND AVE SUITE 302 DORAL,FL 33166			DONATION	2,500
UM SYLVESTER COMP CANCER CENTER PO BOX 016960 M-867 MIAMI,FL 33101			DONATION	2,500
Total  3a				389,250

Form 990PF Part XV Line 3 - Grants and Contributions Paid During the Year or Approved for Future Payment

Recipient	If recipient is an individual, show any relationship to any foundation manager or substantial contributor	Foundation status of recipient	Purpose of grant or contribution	Amount
Name and address (home or business)				
a <i>Paid during the year</i>				
UNITED WAY BROWARD COUNTY 1300 SOUTH ANDREWS AVENUE FORT LAUDERDALE,FL 33316			DONATION	1,000
UNITED WAY OF BROWARD COUNTY 1300 S ANDREWS AVENUE FORT LAUDERDALE,FL 33316			DONATION	5,000
UNITED WAY OF MIAMI 3250 SW 3RD AVE MIAMI,FL 33129			DONATION	5,000
VILLAGE REFORM CONGREGATION 13400 SW 10TH ST PEMBROKE PINES,FL 33027			DONATION	2,000
WEIZMANN INSTITUTE OF SCIENCE 200 S PARK ROAD SUITE 405 HOLLYWOOD,FL 33021			DONATION	5,000
WOMEN IN DISTRESS OF BROWARD COUNTY PO BOX 50187 LIGHTHOUSE POINT,FL 33074			DONATION	5,000
WOUNDED SOLDIERS FOUNDATION 11700 PRESTON ROAD DALLAS,TX 75230			DONATION	2,500
YESHIVA UNIVERSITY 1300 MORRIS PARK AVE MAZER BLDG 7TH FLOOR BRONX,NY 10461			DONATION	5,000
Total			 3a	389,250

TY 2014 Explanation of Non-Filing with Attorney General Statement

Name: WOLLOWICK FAMILY FOUNDATION

EIN: 59-2469452

Statement: NO REQUIREMENT FOR THE STATE TO SUBMIT FORM 990-PF

TY 2014 Legal Fees Schedule

Name: WOLLOWICK FAMILY FOUNDATION

EIN: 59-2469452

Category	Amount	Net Investment Income	Adjusted Net Income	Disbursements for Charitable Purposes
INDIRECT LEGAL FEES	4,500	4,500		

TY 2014 Other Decreases Schedule

Name: WOLLOWICK FAMILY FOUNDATION

EIN: 59-2469452

Description	Amount
BOOK/TAX DIFFERENCES	749

TY 2014 Other Income Schedule

Name: WOLLOWICK FAMILY FOUNDATION

EIN: 59-2469452

Description	Revenue And Expenses Per Books	Net Investment Income	Adjusted Net Income
CLASS ACTION PROCEEDS	4,249		4,249

TY 2014 Taxes Schedule

Name: WOLLOWICK FAMILY FOUNDATION

EIN: 59-2469452

Category	Amount	Net Investment Income	Adjusted Net Income	Disbursements for Charitable Purposes
FOREIGN WITHHOLDING TAXES PAID	1,919	1,919		

TY 2014 Investments - Other Schedule

Name: WOLLOWICK FAMILY FOUNDATION

EIN: 59-2469452

Category / Item	Listed at Cost or FMV	Book Value	End of Year Fair Market Value
INVESTMENTS	AT COST	3,280,341	3,280,341

TY 2014 GeneralDependencySmall

Name: WOLLOWICK FAMILY FOUNDATION
EIN: 59-2469452



Business Name or Person Name:
Taxpayer Identification Number:
Form, Line or Instruction
Reference:
Regulations Reference:

Description: GENERAL FOOTNOTE

Attachment Information: ATTACHMENT TO FORM 990-PF PART VIII, COLUMN (B) TITLE AND AVERAGE HOURS PER WEEK DEVOTED TO POSITION AS TRUSTEE, BNY MELLON PROVIDES ADMINISTRATIVE SERVICES SUCH AS INVESTMENT MANAGER FOR THE NAMED ORGANIZATION. THESE SERVICES REQUIRE NUMEROUS INDIVIDUAL BANK EMPLOYEES' INVOLVED IN THE ACTIVITIES OF THE ORGANIZATION AND THIS CANNOT BE QUANTIFIED ON AN HOURLY BASIS. THEREFORE, THE TRUSTEE'S FEES ARE NOT COMPUTED ON AN HOURLY BASIS BUT ARE CALCULATED UPON FACTORS SUCH AS THE MARKET VALUE OF THE ACCOUNT AND IN ACCORDANCE WITH AGREEMENT WITH THE CLIENT.

Statement of Capital Gains and Losses From Sales
 (Does not include capital gain distributions from mutual funds or CTF's - See Tax Transaction Detail)

Account Id: 10520896002

WOLLOWICK R & G FAMILY FDN-IMA

Trust Year 1/1/2015 - 1/31/2015

Type	Description	Date	Shares	Price	Fed Cost	State Cost	Fed Gain	State Gain	(Type
015351109	ALEXION PHARMACEUTICALS INC								
Sold		01/08/15	31	5,693.99					
Acq		02/04/14	31	5,693.99	4,861.49	4,861.49	832.50	832.50	S
Total for 1/8/2015					4,861.49	4,861.49	832.50	832.50	
03524A108	ANHEUSER BUSCH INBEV SPN ADR								
Sold		01/07/15	27	2,957.51					
Acq		04/14/14	27	2,957.51	2,920.43	2,920.43	37.08	37.08	S
Total for 1/7/2015					2,920.43	2,920.43	37.08	37.08	
05569M475	BNY MELLON FOCUSED EQUITY OPP-M								
Sold		01/28/15	3408.316	50,000.00					
Acq		08/16/11	3408.316	50,000.00	39,775.05	39,775.05	10,224.95	10,224.95	L
Total for 1/28/2015					39,775.05	39,775.05	10,224.95	10,224.95	
30231G102	EXXON MOBIL CORP								
Sold		01/07/15	30	2,714.95					
Acq		06/18/14	30	2,714.95	3,074.19	3,074.19	-359.24	-359.24	S
Total for 1/7/2015					3,074.19	3,074.19	-359.24	-359.24	
38259P508	GOOGLE INC								
Sold		01/08/15	6	3,035.95					
Acq		06/23/14	3	1,517.98	1,715.35	1,715.35	-197.38	-197.38	S
Acq		06/16/14	3	1,517.98	1,655.40	1,655.40	-137.43	-137.43	S
Total for 1/8/2015					3,370.75	3,370.75	-334.80	-334.80	
38259P706	GOOGLE INC								
Sold		01/06/15	11	5,552.30					
Acq		04/17/13	5	2,523.77	1,951.77	1,951.77	572.00	572.00	L
Acq		04/19/13	6	3,028.53	2,365.07	2,365.07	663.46	663.46	L
Total for 1/6/2015					4,316.84	4,316.84	1,235.46	1,235.46	
40412C101	HCA HOLDINGS INC								
Sold		01/20/15	60	4,062.08					
Acq		06/04/14	60	4,062.08	3,286.78	3,286.78	775.30	775.30	S
Total for 1/20/2015					3,286.78	3,286.78	775.30	775.30	
40412C101	HCA HOLDINGS INC								
Sold		01/21/15	100	6,915.73					
Acq		05/21/14	60	4,149.44	3,154.33	3,154.33	995.11	995.11	S
Acq		06/04/14	40	2,766.29	2,191.19	2,191.19	575.10	575.10	S
Total for 1/21/2015					5,345.52	5,345.52	1,570.21	1,570.21	
611740101	MONSTER BEVERAGE CORP								
Sold		01/13/15	25	2,844.05					
Acq		01/13/14	25	2,844.05	1,741.97	1,741.97	1,102.08	1,102.08	S
Total for 1/13/2015					1,741.97	1,741.97	1,102.08	1,102.08	

Statement of Capital Gains and Losses From Sales
 (Does not include capital gain distributions from mutual
 funds or CTF's - See Tax Transaction Detail)

Account Id: 10520896002

WOLLOWICK R & G FAMILY FDN-IMA

Trust Year 1/1/2015 - 1/31/2015

Type	Description	Date	Shares	Price	Fed Cost	State Cost	Fed Gain	State Gain	(Type
69007J106	OUTFRONT MEDIA INC								
Sold		01/08/15	0 1154	3 06					
Acq		08/18/14	0 1154	3 06	3 97 <input type="checkbox"/>	3 97	-0 91	-0.91	S
Total for 1/8/2015					3 97	3 97	-0 91	-0 91	
806857108	SCHLUMBERGER LIMITED COM								
Sold		01/07/15	30	2,435 30					
Acq		10/10/14	30	2,435.30	2,819 33 <input type="checkbox"/>	2,819.33	-384 03	-384.03	S
Total for 1/7/2015					2,819 33	2,819 33	-384 03	-384 03	
857477103	STATE ST CORP COM								
Sold		01/26/15	80	5,757 61					
Acq		03/28/12	80	5,757 61	3,624.64 <input type="checkbox"/>	3,624 64	2,132.97	2,132 97	L
Total for 1/26/2015					3,624 64	3,624 64	2,132 97	2,132 97	
949746101	WELLS FARGO & CO NEW								
Sold		01/07/15	150	7,844 53					
Acq		05/13/03	150	7,844 53	3,615 00 <input type="checkbox"/>	3,615.00	4,229 53	4,229 53	L
Total for 1/7/2015					3,615 00	3,615 00	4,229.53	4,229 53	
Y0486S104	AVAGO TECHNOLOGIES LTD								
Sold		01/08/15	30	3,084 82					
Acq		09/20/13	30	3,084.82	1,261 96 <input type="checkbox"/>	1,261 96	1,822 86	1,822 86	L
Total for 1/8/2015					1,261.96	1,261 96	1,822 86	1,822 86	
Total for Account: 10520896002					80,017 92	80,017 92	22,883 96	22,883 96	
Total Proceeds:						Fed	State		
102,901.88					S/T Gain/Loss	3,238 19	3,238 19		
					L/T Gain/Loss	19,645 77	19,645 77		

Statement of Capital Gains and Losses From Sales
(Does not include capital gain distributions from mutual
funds or CTF's - See Tax Transaction Detail)

Account Id: 10520896002

WOLLOWICK R & G FAMILY FDN-IMA

Trust Year 2/1/2014 - 2/28/2015

Type	Description	Date	Shares	Price	Fed Cost	State Cost	Fed Gain	State Gain	(Type
00206R102	AT&T INC								
Sold		10/16/14	50	1,677.46					
Acq		03/02/07	50	1,677.46	1,828.00	1,828.00	-150.54	-150.54	L
Total for 10/16/2014					1,828.00	1,828.00	-150.54	-150.54	
00724F101	ADOBE SYS INC COM								
Sold		03/20/14	40	2,748.40					
Acq		02/12/13	40	2,748.40	1,562.89	1,562.89	1,185.51	1,185.51	L
Total for 3/20/2014					1,562.89	1,562.89	1,185.51	1,185.51	
00724F101	ADOBE SYS INC COM								
Sold		10/14/14	60	3,654.63					
Acq		04/15/14	50	3,045.53	3,046.67	3,046.67	-1.14	-1.14	S
Acq		02/12/13	10	609.11	390.72	390.72	218.39	218.39	L
Total for 10/14/2014					3,437.39	3,437.39	217.24	217.24	
00724F101	ADOBE SYS INC COM								
Sold		10/16/14	20	1,255.31					
Acq		02/12/13	10	627.66	390.72	390.72	236.93	236.93	L
Acq		02/20/13	10	627.66	388.90	388.90	238.76	238.76	L
Total for 10/16/2014					779.62	779.62	475.69	475.69	
013904305	ALCATEL SPONSORED ADRS								
Sold		02/06/14	620	2,693.42					
Acq		10/02/13	620	2,693.42	2,426.42	2,426.42	267.00	267.00	S
Total for 2/6/2014					2,426.42	2,426.42	267.00	267.00	
013904305	ALCATEL SPONSORED ADRS								
Sold		05/16/14	640	2,429.90					
Acq		10/02/13	640	2,429.90	2,504.69	2,504.69	-74.79	-74.79	S
Total for 5/16/2014					2,504.69	2,504.69	-74.79	-74.79	
013904305	ALCATEL SPONSORED ADRS								
Sold		05/22/14	660	2,481.67					
Acq		10/02/13	660	2,481.67	2,582.95	2,582.95	-101.28	-101.28	S
Total for 5/22/2014					2,582.95	2,582.95	-101.28	-101.28	
013904305	ALCATEL SPONSORED ADRS								
Sold		06/03/14	830	3,144.05					
Acq		10/02/13	10	37.88	39.14	39.14	-1.26	-1.26	S
Acq		10/14/13	550	2,083.41	2,107.36	2,107.36	-23.95	-23.95	S
Acq		10/01/13	270	1,022.76	1,009.24	1,009.24	13.52	13.52	S
Total for 6/3/2014					3,155.74	3,155.74	-11.69	-11.69	
018490102	ALLERGAN INC COM								
Sold		06/04/14	97	16,038.12					
Acq		12/23/13	49	8,101.73	5,295.49	5,295.49	2,806.24	2,806.24	S
Acq		12/20/13	48	7,936.39	5,188.22	5,188.22	2,748.17	2,748.17	S
Total for 6/4/2014					10,483.71	10,483.71	5,554.41	5,554.41	

Statement of Capital Gains and Losses From Sales
(Does not include capital gain distributions from mutual funds or CTF's - See Tax Transaction Detail)

Account Id: 10520896002

WOLLOWICK R & G FAMILY FDN-IMA

Trust Year 2/1/2014 - 2/28/2015

Type	Description	Date	Shares	Price	Fed Cost	State Cost	Fed Gain	State Gain	(Type)
031162100	AMGEN INC								
Sold		02/04/14	34	3,944.62					
Acq		09/16/13	34	3,944.62	3,972.32	3,972.32	-27.70	-27.70	S
Total for 2/4/2014					3,972.32	3,972.32	-27.70	-27.70	
037833100	APPLE COMPUTER INC COM								
Sold		09/02/14	39	4,028.75					
Acq		11/26/13	11	1,136.31	835.58	835.58	300.73	300.73	S
Acq		05/16/14	28	2,892.44	2,348.93	2,348.93	543.51	543.51	S
Total for 9/2/2014					3,184.51	3,184.51	844.24	844.24	
037833100	APPLE COMPUTER INC COM								
Sold		09/04/14	40	3,954.57					
Acq		11/26/13	17	1,680.69	1,291.35	1,291.35	389.34	389.34	S
Acq		10/24/13	23	2,273.88	1,744.27	1,744.27	529.61	529.61	S
Total for 9/4/2014					3,035.62	3,035.62	918.95	918.95	
05569M509	BNY MELLON MID CAP STK FD CL M								
Sold		03/03/14	4056.794	60,000.00					
Acq		12/13/12	818.926	12,111.92	9,000.00	9,000.00	3,111.92	3,111.92	L
Acq		08/11/03	3237.868	47,888.08	33,770.96	33,770.96	14,117.12	14,117.12	L
Total for 3/3/2014					42,770.96	42,770.96	17,229.04	17,229.04	
05569M509	BNY MELLON MID CAP STK FD CL M								
Sold		05/27/14	2022.927	30,000.00					
Acq		08/11/03	82.061	1,216.96	855.90	855.90	361.06	361.06	L
Acq		06/04/03	1940.866	28,783.04	20,146.19	20,146.19	8,636.85	8,636.85	L
Total for 5/27/2014					21,002.09	21,002.09	8,997.91	8,997.91	
05569M855	BNY MELLON EMERGING MKTS FD CL M SHS								
Sold		03/03/14	12987.014	120,000.00					
Acq		03/28/12	5738.986	53,028.23	58,365.49	58,365.49	-5,337.26	-5,337.26	L
Acq		08/06/02	2122.241	19,609.51	25,000.00	25,000.00	-5,390.49	-5,390.49	L
Acq		06/04/03	5125.787	47,362.27	66,994.03	66,994.03	-19,631.76	-19,631.76	L
Total for 3/3/2014					150,359.52	150,359.52	-30,359.52	-30,359.52	
05569M855	BNY MELLON EMERGING MKTS FD CL M SHS								
Sold		05/27/14	1937.984	20,000.00					
Acq		03/28/12	1144.003	11,806.11	11,634.51	11,634.51	171.60	171.60	L
Acq		01/28/10	793.981	8,193.89	7,693.68	7,693.68	500.21	500.21	L
Total for 5/27/2014					19,328.19	19,328.19	671.81	671.81	
073730103	BEAM INC								
Sold		02/05/14	30	2,492.14					
Acq		06/04/13	30	2,492.14	1,958.18	1,958.18	533.96	533.96	S
Total for 2/5/2014					1,958.18	1,958.18	533.96	533.96	
073730103	BEAM INC								
Sold		03/07/14	30	2,493.37					
Acq		04/04/13	20	1,662.25	1,229.94	1,229.94	432.31	432.31	S

Statement of Capital Gains and Losses From Sales
(Does not include capital gain distributions from mutual
funds or CTF's - See Tax Transaction Detail)

Account Id: 10520896002

WOLLOWICK R & G FAMILY FDN-IMA

Trust Year 2/1/2014 - 2/28/2015

Type	Description	Date	Shares	Price	Fed Cost	State Cost	Fed Gain	State Gain	(Type
073730103	BEAM INC								
Sold		03/07/14	30	2,493.37					
Acq		06/04/13	10	831.12	652.72 <input type="checkbox"/>	652.72	178.40	178.40	S
Total for 3/7/2014					1,882.66	1,882.66	610.71	610.71	
073730103	BEAM INC								
Sold		04/14/14	130	10,822.31					
Acq		04/04/13	130	10,822.31	7,994.60 <input type="checkbox"/>	7,994.60	2,827.71	2,827.71	L
Total for 4/14/2014					7,994.60	7,994.60	2,827.71	2,827.71	
110122108	BRISTOL MYERS SQUIBB CO COM								
Sold		02/04/14	70	3,426.95					
Acq		05/24/13	70	3,426.95	3,298.74 <input type="checkbox"/>	3,298.74	128.21	128.21	S
Total for 2/4/2014					3,298.74	3,298.74	128.21	128.21	
110122108	BRISTOL MYERS SQUIBB CO COM								
Sold		06/19/14	60	2,866.19					
Acq		05/24/13	60	2,866.19	2,827.49 <input type="checkbox"/>	2,827.49	38.70	38.70	L
Total for 6/19/2014					2,827.49	2,827.49	38.70	38.70	
127097103	CABOT OIL & GAS CORP								
Sold		06/13/14	120	4,151.09					
Acq		12/12/13	120	4,151.09	4,369.41 <input type="checkbox"/>	4,369.41	-218.32	-218.32	S
Total for 6/13/2014					4,369.41	4,369.41	-218.32	-218.32	
127097103	CABOT OIL & GAS CORP								
Sold		06/16/14	270	9,351.59					
Acq		12/16/13	150	5,195.33	5,362.34 <input type="checkbox"/>	5,362.34	-167.01	-167.01	S
Acq		12/12/13	10	346.36	364.12 <input type="checkbox"/>	364.12	-17.76	-17.76	S
Acq		03/07/14	110	3,809.91	3,881.99 <input type="checkbox"/>	3,881.99	-72.08	-72.08	S
Total for 6/16/2014					9,608.45	9,608.45	-256.86	-256.86	
166764100	CHEVRONTXACO CORP								
Sold		11/20/14	51	5,945.85					
Acq		04/30/14	51	5,945.85	6,408.75 <input type="checkbox"/>	6,408.75	-462.90	-462.90	S
Total for 11/20/2014					6,408.75	6,408.75	-462.90	-462.90	
20030N101	COMCAST CORP NEW CLA								
Sold		03/21/14	60	3,004.90					
Acq		01/13/14	60	3,004.90	3,182.33 <input type="checkbox"/>	3,182.33	-177.43	-177.43	S
Total for 3/21/2014					3,182.33	3,182.33	-177.43	-177.43	
20030N101	COMCAST CORP NEW CLA								
Sold		08/13/14	50	2,705.22					
Acq		12/16/13	40	2,164.18	1,980.85 <input type="checkbox"/>	1,980.85	183.33	183.33	S
Acq		01/13/14	10	541.04	530.39 <input type="checkbox"/>	530.39	10.65	10.65	S
Total for 8/13/2014					2,511.24	2,511.24	193.98	193.98	

Statement of Capital Gains and Losses From Sales
 (Does not include capital gain distributions from mutual funds or CTF's - See Tax Transaction Detail)

Account Id: 10520896002

WOLLOWICK R & G FAMILY FDN-IMA

Trust Year 2/1/2014 - 2/28/2015

Type	Description	Date	Shares	Price	Fed Cost	State Cost	Fed Gain	State Gain	(Type
219350105	CORNING INC COM								
Sold		04/08/14	80	1,684 67					
Acq		01/17/14	80	1,684 67	1,504 08 <input type="checkbox"/>	1,504 08	180 59	180 59	S
Total for 4/8/2014					1,504.08	1,504 08	180 59	180 59	
219350105	CORNING INC COM								
Sold		04/15/14	150	3,062 05					
Acq		01/17/14	150	3,062 05	2,820 15 <input type="checkbox"/>	2,820 15	241 90	241 90	S
Total for 4/15/2014					2,820 15	2,820 15	241 90	241 90	
219350105	CORNING INC COM								
Sold		07/18/14	260	5,630 02					
Acq		01/17/14	140	3,031 55	2,632 14 <input type="checkbox"/>	2,632 14	399 41	399 41	S
Acq		01/21/14	120	2,598 47	2,248 32 <input type="checkbox"/>	2,248 32	350 15	350 15	S
Total for 7/18/2014					4,880.46	4,880 46	749 56	749 56	
22160K105	COSTCO WHSL CORP NEW								
Sold		06/18/14	21	2,422 37					
Acq		03/07/14	21	2,422 37	2,391 27 <input type="checkbox"/>	2,391 27	31 10	31 10	S
Total for 6/18/2014					2,391 27	2,391 27	31 10	31 10	
25179M103	DEVON ENERGY CORPORATION NEW								
Sold		12/10/14	85	4,628 39					
Acq		06/16/14	85	4,628 39	6,635 62 <input type="checkbox"/>	6,635 62	-2,007 23	-2,007 23	S
Total for 12/10/2014					6,635 62	6,635 62	-2,007.23	-2,007 23	
25179M103	DEVON ENERGY CORPORATION NEW								
Sold		12/11/14	85	4,630 84					
Acq		06/13/14	50	2,724 02	3,899 77 <input type="checkbox"/>	3,899 77	-1,175 75	-1,175 75	S
Acq		06/16/14	35	1,906 82	2,732 31 <input type="checkbox"/>	2,732 31	-825 49	-825 49	S
Total for 12/11/2014					6,632 08	6,632 08	-2,001 24	-2,001 24	
254687106	DISNEY (WALT) COMPANY HOLDING CO								
Sold		08/13/14	50	4,378.72					
Acq		03/28/12	50	4,378 72	2,203 86 <input type="checkbox"/>	2,203 86	2,174 86	2,174 86	L
Total for 8/13/2014					2,203 86	2,203 86	2,174.86	2,174 86	
254687106	DISNEY (WALT) COMPANY HOLDING CO								
Sold		11/20/14	30	2,675 23					
Acq		03/28/12	30	2,675 23	1,322 32 <input type="checkbox"/>	1,322 32	1,352 91	1,352 91	L
Total for 11/20/2014					1,322 32	1,322 32	1,352 91	1,352 91	
261967780	DREYFUS INFL TN ADJ SEC-Y								
Sold		12/03/14	4057 658	51,045 33					
Acq		12/13/12	578 187	7,273 59	8,349 02 <input type="checkbox"/>	8,349 02	-1,075 43	-1,075 43	L
Acq		08/03/12	3479 471	43,771 74	50,000 00 <input type="checkbox"/>	50,000 00	-6,228 26	-6,228 26	L
Total for 12/3/2014					58,349 02	58,349 02	-7,303 69	-7,303 69	

Statement of Capital Gains and Losses From Sales
(Does not include capital gain distributions from mutual funds or CTF's - See Tax Transaction Detail)

Account Id: 10520896002

WOLLOWICK R & G FAMILY FDN-IMA

Trust Year 2/1/2014 - 2/28/2015

Type	Description	Date	Shares	Price	Fed Cost	State Cost	Fed Gain	State Gain	(Type
261967830	DREYFUS INFLATION ADJUSTED SECS FD								
Sold		04/22/14	1568 627	20,000 00					
Acq		12/13/12	1568 627	20,000 00	22,650 98	22,650 98	-2,650 98	-2,650 98	L
			Total for 4/22/2014		22,650 98	22,650 98	-2,650 98	-2,650 98	
261986582	DREYFUS PR GL R/E SEC FD CL I								
Sold		04/01/14	2378 12	20,000 00					
Acq		06/21/12	2064 245	17,360 31	15,254 77	15,254 77	2,105 54	2,105 54	L
Acq		08/16/11	313 875	2,639 69	2,234 79	2,234 79	404 90	404 90	L
			Total for 4/1/2014		17,489 56	17,489 56	2,510 44	2,510 44	
26200C403	DREYFUS GROWTH & VALUE FDS INC								
Sold		04/01/14	462 333	17,000 00					
Acq		12/13/12	462 333	17,000.00	12,177 85	12,177 85	4,822 15	4,822 15	L
			Total for 4/1/2014		12,177 85	12,177 85	4,822 15	4,822 15	
30219G108	EXPRESS SCRIPTS HLDG CO								
Sold		04/08/14	170	12,373 64					
Acq		03/28/12	140	10,190 06	7,625 52	7,625 52	2,564 54	2,564 54	L
Acq		06/04/12	30	2,183 58	1,527 66	1,527 66	655 92	655 92	L
			Total for 4/8/2014		9,153 18	9,153 18	3,220 46	3,220 46	
30303M102	FACEBOOK INC								
Sold		10/29/14	60	4,552 30					
Acq		05/22/14	40	3,034 87	2,441 06	2,441 06	593 81	593 81	S
Acq		05/02/14	20	1,517 43	1,218 77	1,218 77	298 66	298 66	S
			Total for 10/29/2014		3,659 83	3,659 83	892 47	892 47	
307000109	FAMILY DLR STORES INC								
Sold		04/24/14	65	3,716 56					
Acq		07/11/12	65	3,716 56	4,526 73	4,526 73	-810 17	-810 17	L
			Total for 4/24/2014		4,526 73	4,526 73	-810 17	-810 17	
307000109	FAMILY DLR STORES INC								
Sold		04/25/14	35	2,004 95					
Acq		07/11/12	35	2,004 95	2,437 47	2,437 47	-432 52	-432 52	L
			Total for 4/25/2014		2,437 47	2,437 47	-432 52	-432 52	
31620R402	FNFV GROUP								
Sold		07/18/14	0 653	10 43					
Acq		12/10/13	0 653	10 43	10 11	10 11	0 32	0 32	S
			Total for 7/18/2014		10 11	10 11	0 32	0 32	
31620R402	FNFV GROUP								
Sold		09/16/14	11	164 57					
Acq		12/10/13	11	164 57	170 26	170 26	-5 69	-5 69	S
			Total for 9/16/2014		170 26	170 26	-5 69	-5 69	

Statement of Capital Gains and Losses From Sales
(Does not include capital gain distributions from mutual funds or CTF's - See Tax Transaction Detail)

Account Id: 10520896002

WOLLOWICK R & G FAMILY FDN-IMA

Trust Year 2/1/2014 - 2/28/2015

Type	Description	Date	Shares	Price	Fed Cost	State Cost	Fed Gain	State Gain	(Type
31620R402	FNFV GROUP								
Sold		09/17/14	11	164 66					
Acq		12/10/13	11	164 66	170 26 <input type="checkbox"/>	170 26	-5 60	-5 60	S
Total for 9/17/2014					170 26	170 26	-5 60	-5 60	
31620R402	FNFV GROUP								
Sold		09/18/14	1	14 96					
Acq		12/10/13	1	14 96	15 48 <input type="checkbox"/>	15 48	-0 52	-0 52	S
Total for 9/18/2014					15 48	15 48	-0 52	-0 52	
31620R402	FNFV GROUP								
Sold		09/19/14	113	1,605 69					
Acq		12/09/13	49 995	710 41	753 67 <input type="checkbox"/>	753 67	-43 26	-43.26	S
Acq		12/10/13	63.005	895 28	975 21 <input type="checkbox"/>	975 21	-79 93	-79 93	S
Total for 9/19/2014					1,728 88	1,728 88	-123 19	-123 19	
35671D857	FREEPORT-MCMORAN COPPER & GOLD INC CL B								
Sold		10/07/14	210	6,709.54					
Acq		04/03/12	50	1,597.51	1,946.91 <input type="checkbox"/>	1,946 91	-349 40	-349 40	L
Acq		03/28/12	160	5,112 03	6,048 51 <input type="checkbox"/>	6,048 51	-936 48	-936 48	L
Total for 10/7/2014					7,995 42	7,995 42	-1,285 88	-1,285 88	
369604103	GENERAL ELECTRIC CO								
Sold		08/15/14	600	15,346 76					
Acq		06/10/91	420	10,742 73	2,592 62 <input type="checkbox"/>	2,592 62	8,150 11	8,150 11	L
Acq		01/28/13	180	4,604 03	4,046 08 <input type="checkbox"/>	4,046 08	557 95	557.95	L
Total for 8/15/2014					6,638 70	6,638.70	8,708 06	8,708 06	
375558103	GILEAD SCIENCES INC								
Sold		04/08/14	40	2,799 40					
Acq		03/28/12	40	2,799 40	952 76 <input type="checkbox"/>	952.76	1,846.64	1,846 64	L
Total for 4/8/2014					952.76	952 76	1,846 64	1,846 64	
38259P508	GOOGLE INC								
Sold		12/16/14	15	7,495 31					
Acq		07/16/14	9	4,497 19	5,346 83 <input type="checkbox"/>	5,346 83	-849 64	-849 64	S
Acq		06/23/14	6	2,998 12	3,430 71 <input type="checkbox"/>	3,430 71	-432 59	-432 59	S
Total for 12/16/2014					8,777.54	8,777 54	-1,282 23	-1,282 23	
38259P706	GOOGLE INC								
Sold		04/10/14	4	2,167 17					
Acq		04/19/13	4	2,167 17	1,576 72 <input type="checkbox"/>	1,576 72	590 45	590.45	S
Total for 4/10/2014					1,576 72	1,576 72	590 45	590 45	
40412C101	HCA HOLDINGS INC								
Sold		09/03/14	30	2,087 11					
Acq		06/04/14	30	2,087.11	1,643 39 <input type="checkbox"/>	1,643 39	443.72	443 72	S
Total for 9/3/2014					1,643 39	1,643 39	443 72	443 72	

Statement of Capital Gains and Losses From Sales
(Does not include capital gain distributions from mutual funds or CTF's - See Tax Transaction Detail)

Account Id: 10520896002

WOLLOWICK R & G FAMILY FDN-IMA

Trust Year 2/1/2014 - 2/28/2015

Type	Description	Date	Shares	Price	Fed Cost	State Cost	Fed Gain	State Gain	(Type
406216101	HALLIBURTON COMPANY COM								
Sold		03/07/14	70	3,924 31					
Acq		02/04/14	20	1,121 23	985 66 <input type="checkbox"/>	985.66	135 57	135 57	S
Acq		01/13/14	50	2,803 08	2,504 60 <input type="checkbox"/>	2,504 60	298 48	298 48	S
Total for 3/7/2014					3,490 26	3,490 26	434 05	434 05	
406216101	HALLIBURTON COMPANY COM								
Sold		04/30/14	70	4,413 02					
Acq		02/04/14	30	1,891 29	1,478 48 <input type="checkbox"/>	1,478 48	412 81	412 81	S
Acq		03/28/12	40	2,521 73	1,292 70 <input type="checkbox"/>	1,292 70	1,229 03	1,229.03	L
Total for 4/30/2014					2,771 18	2,771 18	1,641 84	1,641 84	
412822108	HARLEY DAVIDSON INC								
Sold		08/13/14	30	1,866 06					
Acq		08/23/13	30	1,866 06	1,794 91 <input type="checkbox"/>	1,794 91	71 15	71 15	S
Total for 8/13/2014					1,794 91	1,794 91	71 15	71 15	
478160104	JOHNSON & JOHNSON COM								
Sold		10/24/14	104	10,694 02					
Acq		04/11/14	10	1,028 27	969 19 <input type="checkbox"/>	969.19	59 08	59 08	S
Acq		04/08/14	90	9,254 44	8,858 21 <input type="checkbox"/>	8,858.21	396 23	396 23	S
Acq		09/03/14	4	411 31	416 10 <input type="checkbox"/>	416 10	-4 79	-4 79	S
Total for 10/24/2014					10,243 50	10,243 50	450 52	450 52	
49926D109	KNOWLES CORP								
Sold		03/05/14	80	2,433 64					
Acq		03/28/12	80	2,433 64	1,695 41 <input type="checkbox"/>	1,695 41	738 23	738 23	L
Total for 3/5/2014					1,695 41	1,695 41	738 23	738 23	
525ESC1T6	ESC LEHMAN BRTH HLD 0 0% 12/30/16								
Sold		05/27/14	50000	9,025 00					
Acq		04/17/12	50000	9,025.00	00 <input checked="" type="checkbox"/>	00	9,025 00	9,025.00	L *
Total for 5/27/2014					0 00	0 00	9,025 00	9,025 00	
565849106	MARATHON OIL CORP								
Sold		03/24/14	150	5,135 91					
Acq		03/28/12	150	5,135 91	4,755 16 <input type="checkbox"/>	4,755.16	380 75	380 75	L
Total for 3/24/2014					4,755 16	4,755 16	380 75	380 75	
565849106	MARATHON OIL CORP								
Sold		03/27/14	170	5,860 99					
Acq		08/15/12	100	3,447 64	2,750 61 <input type="checkbox"/>	2,750 61	697 03	697 03	L
Acq		03/28/12	70	2,413 35	2,219 08 <input type="checkbox"/>	2,219 08	194 27	194 27	L
Total for 3/27/2014					4,969 69	4,969 69	891 30	891 30	
582839106	MEAD JOHNSON NUTRITION CO-A								
Sold		12/15/14	10	959.97					
Acq		08/14/14	10	959 97	945 20 <input type="checkbox"/>	945 20	14 77	14.77	S
Total for 12/15/2014					945 20	945 20	14 77	14 77	

Statement of Capital Gains and Losses From Sales
 (Does not include capital gain distributions from mutual funds or CTF's - See Tax Transaction Detail)

Account Id: 10520896002

WOLLOWICK R & G FAMILY FDN-IMA

Trust Year 2/1/2014 - 2/28/2015

Type	Description	Date	Shares	Price	Fed Cost	State Cost	Fed Gain	State Gain	(Type
58933Y105	MERCK & CO INC								
Sold		04/08/14	80	4,400.60					
Acq		01/14/14	80	4,400.60	4,197.42	4,197.42	203.18	203.18	S
Total for 4/8/2014					4,197.42	4,197.42	203.18	203.18	
59156R108	METLIFE INC								
Sold		06/09/14	110	6,019.65					
Acq		03/28/12	110	6,019.65	4,152.28	4,152.28	1,867.37	1,867.37	L
Total for 6/9/2014					4,152.28	4,152.28	1,867.37	1,867.37	
59156R108	METLIFE INC								
Sold		06/10/14	160	8,790.88					
Acq		02/20/13	80	4,395.44	2,881.32	2,881.32	1,514.12	1,514.12	L
Acq		03/28/12	80	4,395.44	3,019.84	3,019.84	1,375.60	1,375.60	L
Total for 6/10/2014					5,901.16	5,901.16	2,889.72	2,889.72	
595112103	MICRON TECHNOLOGY								
Sold		09/02/14	210	6,618.88					
Acq		01/30/14	20	630.37	469.95	469.95	160.42	160.42	S
Acq		02/06/14	110	3,467.03	2,704.71	2,704.71	762.32	762.32	S
Acq		01/30/14	80	2,521.48	1,891.82	1,891.82	629.66	629.66	S
Total for 9/2/2014					5,066.48	5,066.48	1,552.40	1,552.40	
595112103	MICRON TECHNOLOGY								
Sold		09/15/14	180	5,425.31					
Acq		01/27/14	170	5,123.90	3,908.39	3,908.39	1,215.51	1,215.51	S
Acq		01/30/14	10	301.41	234.97	234.97	66.44	66.44	S
Total for 9/15/2014					4,143.36	4,143.36	1,281.95	1,281.95	
595112103	MICRON TECHNOLOGY								
Sold		10/06/14	340	10,961.02					
Acq		03/27/14	90	2,901.45	2,001.65	2,001.65	899.80	899.80	S
Acq		01/27/14	160	5,158.13	3,678.48	3,678.48	1,479.65	1,479.65	S
Acq		04/10/14	90	2,901.45	1,965.30	1,965.30	936.15	936.15	S
Total for 10/6/2014					7,645.43	7,645.43	3,315.59	3,315.59	
609207105	MONDELEZ INTERNATIONAL INC								
Sold		12/15/14	80	2,936.47					
Acq		03/28/12	80	2,936.47	1,986.93	1,986.93	949.54	949.54	L
Total for 12/15/2014					1,986.93	1,986.93	949.54	949.54	
609207105	MONDELEZ INTERNATIONAL INC								
Sold		12/18/14	270	9,850.87					
Acq		03/28/12	270	9,850.87	6,705.89	6,705.89	3,144.98	3,144.98	L
Total for 12/18/2014					6,705.89	6,705.89	3,144.98	3,144.98	

Statement of Capital Gains and Losses From Sales
 (Does not include capital gain distributions from mutual funds or CTF's - See Tax Transaction Detail)

Account Id: 10520896002

WOLLOWICK R & G FAMILY FDN-IMA

Trust Year 2/1/2014 - 2/28/2015

Type	Description	Date	Shares	Price	Fed Cost	State Cost	Fed Gain	State Gain	(Type)
611740101	MONSTER BEVERAGE CORP								
Sold		11/24/14	21	2,284.51					
Acq		01/13/14	21	2,284.51	1,463.25	1,463.25	821.26	821.26	S
Total for 11/24/2014					1,463.25	1,463.25	821.26	821.26	
637071101	NATIONAL-OILWELL INC								
Sold		06/18/14	50	3,882.68					
Acq		09/16/13	30	2,329.61	2,132.20	2,132.20	197.41	197.41	S
Acq		02/13/13	20	1,553.07	1,242.14	1,242.14	310.93	310.93	L
Total for 6/18/2014					3,374.34	3,374.34	508.34	508.34	
637071101	NATIONAL-OILWELL INC								
Sold		08/13/14	40	3,288.92					
Acq		02/13/13	40	3,288.92	2,484.29	2,484.29	804.63	804.63	L
Total for 8/13/2014					2,484.29	2,484.29	804.63	804.63	
637071101	NATIONAL-OILWELL INC								
Sold		10/10/14	90	6,361.47					
Acq		02/13/13	50	3,534.15	3,105.36	3,105.36	428.79	428.79	L
Acq		02/20/13	40	2,827.32	2,460.28	2,460.28	367.04	367.04	L
Total for 10/10/2014					5,565.64	5,565.64	795.83	795.83	
67011P100	NOW INC/DE								
Sold		06/11/14	45	1,518.29					
Acq		09/16/13	7.5	253.05	231.85	231.85	21.20	21.20	S
Acq		02/13/13	27.5	927.84	742.89	742.89	184.95	184.95	L
Acq		02/20/13	10	337.40	267.53	267.53	69.87	69.87	L
Total for 6/11/2014					1,242.27	1,242.27	276.02	276.02	
675746309	OCWEN FINL CORP								
Sold		08/05/14	70	1,856.58					
Acq		07/30/13	10	265.23	475.44	475.44	-210.21	-210.21	L
Acq		07/31/13	60	1,591.35	2,860.89	2,860.89	-1,269.54	-1,269.54	L
Total for 8/5/2014					3,336.33	3,336.33	-1,479.75	-1,479.75	
675746309	OCWEN FINL CORP								
Sold		08/06/14	80	2,088.66					
Acq		07/26/13	50	1,305.41	2,362.69	2,362.69	-1,057.28	-1,057.28	L
Acq		07/30/13	20	522.17	950.87	950.87	-428.71	-428.71	L
Acq		07/25/13	10	261.08	461.20	461.20	-200.12	-200.12	L
Total for 8/6/2014					3,774.76	3,774.76	-1,686.10	-1,686.10	
675746309	OCWEN FINL CORP								
Sold		08/08/14	150	3,870.57					
Acq		02/24/14	40	1,032.15	1,560.87	1,560.87	-528.72	-528.72	S
Acq		02/21/14	70	1,806.27	2,513.90	2,513.90	-707.63	-707.63	S
Acq		07/25/13	40	1,032.15	1,844.80	1,844.80	-812.65	-812.65	L
Total for 8/8/2014					5,919.57	5,919.57	-2,049.00	-2,049.00	

Statement of Capital Gains and Losses From Sales
(Does not include capital gain distributions from mutual
funds or CTF's - See Tax Transaction Detail)

Account Id: 10520896002

WOLLOWICK R & G FAMILY FDN-IMA

Trust Year 2/1/2014 - 2/28/2015

Type	Description	Date	Shares	Price	Fed Cost	State Cost	Fed Gain	State Gain	(Type)
693656100	PVH CORP								
Sold		08/13/14	16	1,796.22					
Acq		07/02/13	16	1,796.22	2,030.70	2,030.70	-234.48	-234.48	L
Total for 8/13/2014					2,030.70	2,030.70	-234.48	-234.48	
713448108	PEPSICO INC								
Sold		08/14/14	30	2,749.44					
Acq		05/30/14	30	2,749.44	2,644.46	2,644.46	104.98	104.98	S
Total for 8/14/2014					2,644.46	2,644.46	104.98	104.98	
717081103	PFIZER INC COM								
Sold		04/11/14	40	1,198.72					
Acq		11/14/13	40	1,198.72	1,277.50	1,277.50	-78.78	-78.78	S
Total for 4/11/2014					1,277.50	1,277.50	-78.78	-78.78	
717081103	PFIZER INC COM								
Sold		06/04/14	90	2,662.38					
Acq		11/05/13	50	1,479.10	1,558.38	1,558.38	-79.28	-79.28	S
Acq		11/14/13	40	1,183.28	1,277.49	1,277.49	-94.21	-94.21	S
Total for 6/4/2014					2,835.87	2,835.87	-173.49	-173.49	
742718109	PROCTER & GAMBLE CO COM								
Sold		05/30/14	40	3,224.73					
Acq		03/28/12	40	3,224.73	2,680.72	2,680.72	544.01	544.01	L
Total for 5/30/2014					2,680.72	2,680.72	544.01	544.01	
742718109	PROCTER & GAMBLE CO COM								
Sold		06/18/14	100	7,968.87					
Acq		03/28/12	100	7,968.87	6,701.80	6,701.80	1,267.07	1,267.07	L
Total for 6/18/2014					6,701.80	6,701.80	1,267.07	1,267.07	
806857108	SCHLUMBERGER LIMITED COM								
Sold		04/30/14	36	3,654.13					
Acq		12/09/13	30	3,045.11	2,642.09	2,642.09	403.02	403.02	S
Acq		03/28/12	6	609.02	416.58	416.58	192.44	192.44	L
Total for 4/30/2014					3,058.67	3,058.67	595.46	595.46	
816851109	SEMPRA ENERGY								
Sold		02/04/14	30	2,732.86					
Acq		03/28/12	30	2,732.86	1,760.34	1,760.34	972.52	972.52	L
Total for 2/4/2014					1,760.34	1,760.34	972.52	972.52	
816851109	SEMPRA ENERGY								
Sold		11/24/14	25	2,757.52					
Acq		03/28/12	25	2,757.52	1,466.95	1,466.95	1,290.57	1,290.57	L
Total for 11/24/2014					1,466.95	1,466.95	1,290.57	1,290.57	
81762P102	SERVICENOW INC								
Sold		03/20/14	40	2,675.52					
Acq		08/15/13	30	2,006.64	1,304.47	1,304.47	702.17	702.17	S

Statement of Capital Gains and Losses From Sales
 (Does not include capital gain distributions from mutual
 funds or CTF's - See Tax Transaction Detail)
WOLLOWICK R & G FAMILY FDN-IMA
 Trust Year 2/1/2014 - 2/28/2015

Account Id: 10520896002

Type	Description	Date	Shares	Price	Fed Cost	State Cost	Fed Gain	State Gain	(Type)
81762P102	SERVICENOW INC								
Sold		03/20/14	40	2,675.52					
Acq		12/12/13	10	668.88	490.34	490.34	178.54	178.54	S
Total for 3/20/2014					1,794.81	1,794.81	880.71	880.71	
82481R106	SHIRE PHARMACEUTICALS GROUP								
Sold		05/21/14	19	3,231.32					
Acq		03/28/12	19	3,231.32	1,944.04	1,944.04	1,287.28	1,287.28	L
Total for 5/21/2014					1,944.04	1,944.04	1,287.28	1,287.28	
82481R106	SHIRE PHARMACEUTICALS GROUP								
Sold		07/18/14	63	16,218.67					
Acq		06/04/12	20	5,148.78	1,660.21	1,660.21	3,488.57	3,488.57	L
Acq		05/13/13	20	5,148.78	1,872.35	1,872.35	3,276.43	3,276.43	L
Acq		03/28/12	23	5,921.10	2,353.31	2,353.31	3,567.79	3,567.79	L
Total for 7/18/2014					5,885.87	5,885.87	10,332.80	10,332.80	
845467109	SOUTHWESTERN ENERGY CO								
Sold		04/09/14	40	1,851.16					
Acq		08/23/13	40	1,851.16	1,524.58	1,524.58	326.58	326.58	S
Total for 4/9/2014					1,524.58	1,524.58	326.58	326.58	
845467109	SOUTHWESTERN ENERGY CO								
Sold		04/10/14	70	3,258.82					
Acq		08/23/13	70	3,258.82	2,668.02	2,668.02	590.80	590.80	S
Total for 4/10/2014					2,668.02	2,668.02	590.80	590.80	
845467109	SOUTHWESTERN ENERGY CO								
Sold		06/25/14	90	4,110.96					
Acq		08/23/13	30	1,370.32	1,143.44	1,143.44	226.88	226.88	S
Acq		09/27/12	60	2,740.64	2,095.19	2,095.19	645.45	645.45	L
Total for 6/25/2014					3,238.63	3,238.63	872.33	872.33	
845467109	SOUTHWESTERN ENERGY CO								
Sold		12/31/14	80	2,184.09					
Acq		09/28/12	80	2,184.09	2,792.01	2,792.01	-607.92	-607.92	L
Total for 12/31/2014					2,792.01	2,792.01	-607.92	-607.92	
848637104	SPLUNK INC								
Sold		04/30/14	40	2,180.80					
Acq		03/20/14	40	2,180.80	3,582.05	3,582.05	-1,401.25	-1,401.25	S
Total for 4/30/2014					3,582.05	3,582.05	-1,401.25	-1,401.25	
848637104	SPLUNK INC								
Sold		05/01/14	80	4,510.93					
Acq		03/21/14	30	1,691.60	2,556.63	2,556.63	-865.03	-865.03	S
Acq		03/27/14	30	1,691.60	2,191.94	2,191.94	-500.34	-500.34	S
Acq		03/20/14	20	1,127.73	1,791.03	1,791.03	-663.30	-663.30	S
Total for 5/1/2014					6,539.60	6,539.60	-2,028.67	-2,028.67	

Statement of Capital Gains and Losses From Sales
 (Does not include capital gain distributions from mutual
 funds or CTF's - See Tax Transaction Detail)

5/5/2015 12:15:48

Account Id: 10520896002

WOLLOWICK R & G FAMILY FDN-IMA

Trust Year 2/1/2014 - 2/28/2015

Type	Description	Date	Shares	Price	Fed Cost	State Cost	Fed Gain	State Gain	(Type
86271F578	DREYFUS SELECT MGRS S/C GROWTH FD-I								
Sold		04/01/14	716 981	19,000 00					
Acq		03/28/12	716 981	19,000 00	13,644 15	13,644 15	5,355 85	5,355 85	L
	Total for 4/1/2014				13,644 15	13,644 15	5,355 85	5,355 85	
86271F677	DREYFUS SELECT MANAGERS S/C VL-I								
Sold		04/01/14	390 32	10,000 00					
Acq		03/28/12	390 32	10,000.00	7,673 69	7,673 69	2,326 31	2,326 31	L
	Total for 4/1/2014				7,673 69	7,673 69	2,326 31	2,326 31	
874039100	TAIWAN SEMICONDUCTOR ADR								
Sold		04/16/14	130	2,612 65					
Acq		06/26/13	110	2,210 70	1,943 72	1,943 72	266 98	266 98	S
Acq		07/03/13	20	401.95	363 13	363 13	38 82	38 82	S
	Total for 4/16/2014				2,306 85	2,306 85	305 80	305 80	
874039100	TAIWAN SEMICONDUCTOR ADR								
Sold		04/23/14	130	2,641 74					
Acq		06/26/13	130	2,641 74	2,297 13	2,297 13	344 61	344 61	S
	Total for 4/23/2014				2,297 13	2,297 13	344 61	344 61	
874039100	TAIWAN SEMICONDUCTOR ADR								
Sold		05/02/14	280	5,499 84					
Acq		07/19/13	160	3,142 77	2,575 22	2,575 22	567 55	567 55	S
Acq		06/26/13	120	2,357 07	2,120 42	2,120 42	236 65	236 65	S
	Total for 5/2/2014				4,695 64	4,695 64	804 20	804 20	
881624209	TEVA PHARMACEUTICAL INDS ADR								
Sold		02/04/14	50	2,210 01					
Acq		09/26/12	50	2,210 01	2,038 59	2,038 59	171 42	171 42	L
	Total for 2/4/2014				2,038 59	2,038 59	171 42	171 42	
881624209	TEVA PHARMACEUTICAL INDS ADR								
Sold		08/13/14	50	2,550 42					
Acq		09/26/12	50	2,550.42	2,038 60	2,038 60	511 82	511.82	L
	Total for 8/13/2014				2,038 60	2,038 60	511 82	511 82	
881624209	TEVA PHARMACEUTICAL INDS ADR								
Sold		09/02/14	130	6,789 79					
Acq		12/12/12	10	522 29	395 28	395 28	127 01	127 01	L
Acq		01/18/13	60	3,133 75	2,283 01	2,283 01	850 74	850 74	L
Acq		09/26/12	60	3,133 75	2,446 31	2,446 31	687 44	687 44	L
	Total for 9/2/2014				5,124 60	5,124 60	1,665 19	1,665 19	
949746101	WELLS FARGO & CO NEW								
Sold		02/21/14	90	4,116 55					
Acq		07/19/12	40	1,829 58	1,373 54	1,373 54	456 04	456 04	L
Acq		05/13/03	50	2,286.97	1,205 00	1,205 00	1,081 97	1,081 97	L
	Total for 2/21/2014				2,578 54	2,578 54	1,538 01	1,538 01	

Statement of Capital Gains and Losses From Sales
 (Does not include capital gain distributions from mutual funds or CTF's - See Tax Transaction Detail)

Account Id: 10520896002

WOLLOWICK R & G FAMILY FDN-IMA

Trust Year 2/1/2014 - 2/28/2015

Type	Description	Date	Shares	Price	Fed Cost	State Cost	Fed Gain	State Gain	(Type
949746101	WELLS FARGO & CO NEW								
Sold		07/07/14	70	3,674.85					
Acq		05/13/03	70	3,674.85	1,687.00	1,687.00	1,987.85	1,987.85	L
Total for 7/7/2014					1,687.00	1,687.00	1,987.85	1,987.85	
984332106	YAHOO INC								
Sold		06/16/14	150	5,219.91					
Acq		11/05/12	150	5,219.91	2,606.20	2,606.20	2,613.71	2,613.71	L
Total for 6/16/2014					2,606.20	2,606.20	2,613.71	2,613.71	
984332106	YAHOO INC								
Sold		06/23/14	150	5,037.39					
Acq		11/05/12	150	5,037.39	2,606.21	2,606.21	2,431.18	2,431.18	L
Total for 6/23/2014					2,606.21	2,606.21	2,431.18	2,431.18	
984332106	YAHOO INC								
Sold		07/16/14	160	5,445.08					
Acq		11/05/12	160	5,445.08	2,779.95	2,779.95	2,665.13	2,665.13	L
Total for 7/16/2014					2,779.95	2,779.95	2,665.13	2,665.13	
G0083B108	ACTAVIS PLC								
Sold		02/04/14	19	3,514.80					
Acq		09/30/13	19	3,514.80	2,736.19	2,736.19	778.61	778.61	S
Total for 2/4/2014					2,736.19	2,736.19	778.61	778.61	
G0408V102	AON CORP								
Sold		10/20/14	150	12,036.65					
Acq		03/28/12	150	12,036.65	7,357.13	7,357.13	4,679.52	4,679.52	L
Total for 10/20/2014					7,357.13	7,357.13	4,679.52	4,679.52	
G1151C101	ACCENTURE PLC IRELAND SHS CLA								
Sold		03/27/14	50	3,898.50					
Acq		07/02/12	50	3,898.50	3,019.45	3,019.45	879.05	879.05	L
Total for 3/27/2014					3,019.45	3,019.45	879.05	879.05	
G6359F103	NABORS INDUSTRIES LTD COM								
Sold		11/04/14	150	2,471.22					
Acq		03/27/14	10	164.75	243.92	243.92	-79.17	-79.17	S
Acq		03/25/14	140	2,306.47	3,460.14	3,460.14	-1,153.67	-1,153.67	S
Total for 11/4/2014					3,704.06	3,704.06	-1,232.84	-1,232.84	
G6359F103	NABORS INDUSTRIES LTD COM								
Sold		11/05/14	150	2,503.29					
Acq		03/27/14	150	2,503.29	3,658.80	3,658.80	-1,155.51	-1,155.51	S
Total for 11/5/2014					3,658.80	3,658.80	-1,155.51	-1,155.51	
G6359F103	NABORS INDUSTRIES LTD COM								
Sold		11/20/14	350	5,701.72					
Acq		03/24/14	30	488.72	723.56	723.56	-234.84	-234.84	S
Acq		04/10/14	140	2,280.69	3,377.93	3,377.93	-1,097.24	-1,097.24	S

Statement of Capital Gains and Losses From Sales
(Does not include capital gain distributions from mutual funds or CTF's - See Tax Transaction Detail)

Account Id: 10520896002

WOLLOWICK R & G FAMILY FDN-IMA

Trust Year 2/1/2014 - 2/28/2015

Type	Description	Date	Shares	Price	Fed Cost	State Cost	Fed Gain	State Gain	(Type)
G6359F103	NABORS INDUSTRIES LTD COM								
Sold		11/20/14	350	5,701.72					
Acq		04/09/14	70	1,140.34	1,702.01	1,702.01	-561.67	-561.67	S
Acq		03/24/14	20	325.81	481.18	481.18	-155.37	-155.37	S
Acq		03/24/14	20	325.81	483.82	483.82	-158.01	-158.01	S
Acq		03/27/14	70	1,140.34	1,707.44	1,707.44	-567.10	-567.10	S
Total for 11/20/2014					8,475.94	8,475.94	-2,774.22	-2,774.22	
G7945M107	SEAGATE TECHNOLOGY								
Sold		11/06/14	100	6,256.87					
Acq		01/07/14	100	6,256.87	5,882.61	5,882.61	374.26	374.26	S
Total for 11/6/2014					5,882.61	5,882.61	374.26	374.26	
G7945M107	SEAGATE TECHNOLOGY								
Sold		11/07/14	100	6,170.46					
Acq		01/07/14	70	4,319.32	4,117.83	4,117.83	201.49	201.49	S
Acq		06/03/14	30	1,851.14	1,611.26	1,611.26	239.88	239.88	S
Total for 11/7/2014					5,729.09	5,729.09	441.37	441.37	
Y0486S104	AVAGO TECHNOLOGIES LTD								
Sold		08/29/14	70	5,767.67					
Acq		04/23/14	40	3,295.81	2,573.78	2,573.78	722.03	722.03	S
Acq		10/14/13	30	2,471.86	1,320.23	1,320.23	1,151.63	1,151.63	S
Total for 8/29/2014					3,894.01	3,894.01	1,873.66	1,873.66	
Y0486S104	AVAGO TECHNOLOGIES LTD								
Sold		09/04/14	30	2,598.60					
Acq		10/14/13	30	2,598.60	1,320.23	1,320.23	1,278.37	1,278.37	S
Total for 9/4/2014					1,320.23	1,320.23	1,278.37	1,278.37	
Total for Account: 10520896002					754,876.44	754,876.44	87,958.17	87,958.17	
Total Proceeds:						Fed	State		
842,834.61					S/T Gain/Loss	12,852.78	12,852.78		
					L/T Gain/Loss	75,105.39	75,105.39		

CAUTION: One or more sales in this account may not have Tax Cost. The Gain/Loss from these sales are included in the totals above.

Statement of Capital Gains and Losses From Sales
 (Does not include capital gain distributions from mutual
 funds or CTF's - See Tax Transaction Detail)

Account Id: 10520896002

WOLLOWICK R & G FAMILY FDN-IMA

Trust Year 2/1/2014 - 2/28/2015

Type	Description	Date	Shares	Price	Fed Cost	State Cost	Fed Gain	State Gain	(Type)
G6359F103	NABORS INDUSTRIES LTD COM								
Sold		11/20/14	350	5,701.72					
Acq		04/09/14	70	1,140.34	1,702.01	1,702.01	-561.67	-561.67	S
Acq		03/24/14	20	325.81	481.18	481.18	-155.37	-155.37	S
Acq		03/24/14	20	325.81	483.82	483.82	-158.01	-158.01	S
Acq		03/27/14	70	1,140.34	1,707.44	1,707.44	-567.10	-567.10	S
Total for 11/20/2014					8,475.94	8,475.94	-2,774.22	-2,774.22	
G7945M107	SEAGATE TECHNOLOGY								
Sold		11/06/14	100	6,256.87					
Acq		01/07/14	100	6,256.87	5,882.61	5,882.61	374.26	374.26	S
Total for 11/6/2014					5,882.61	5,882.61	374.26	374.26	
G7945M107	SEAGATE TECHNOLOGY								
Sold		11/07/14	100	6,170.46					
Acq		01/07/14	70	4,319.32	4,117.83	4,117.83	201.49	201.49	S
Acq		06/03/14	30	1,851.14	1,611.26	1,611.26	239.88	239.88	S
Total for 11/7/2014					5,729.09	5,729.09	441.37	441.37	
Y0486S104	AVAGO TECHNOLOGIES LTD								
Sold		08/29/14	70	5,767.67					
Acq		04/23/14	40	3,295.81	2,573.78	2,573.78	722.03	722.03	S
Acq		10/14/13	30	2,471.86	1,320.23	1,320.23	1,151.63	1,151.63	S
Total for 8/29/2014					3,894.01	3,894.01	1,873.66	1,873.66	
Y0486S104	AVAGO TECHNOLOGIES LTD								
Sold		09/04/14	30	2,598.60					
Acq		10/14/13	30	2,598.60	1,320.23	1,320.23	1,278.37	1,278.37	S
Total for 9/4/2014					1,320.23	1,320.23	1,278.37	1,278.37	
Total for Account: 10520896002					754,876.44	754,876.44	87,958.17	87,958.17	
Total Proceeds:						Fed	State		
842,834.61					S/T Gain/Loss	12,852.78	12,852.78		
					L/T Gain/Loss	75,105.39	75,105.39		

CAUTION: One or more sales in this account may not have Tax Cost. The Gain/Loss from these sales are included in the totals above.

Sales with Missing Tax Cost

The following sales reprinted below have been identified as possibly not having Tax Cost. Please review for proper reporting of Gain/Loss.

Type	Description	Date	Shares	Price	Fed Cost	State Cost	Fed Gain	State Gain	(Type
525ESC1T6	ESC LEHMAN BRTH HLD	0 0% 12/30/16							
Sold		05/27/14	50000	9,025 00					
Acq		04/17/12	50000	9,025 00	.00 <input checked="" type="checkbox"/>	00	9,025 00	9,025 00	L