



See a Social Security Number? Say Something!  
Report Privacy Problems to <https://public.resource.org/privacy>  
Or call the IRS Identity Theft Hotline at 1-800-908-4490



**Return of Private Foundation**

Department of the Treasury  
Internal Revenue Service

or Section 4947(a)(1) Trust Treated as Private Foundation  
Do not enter social security numbers on this form as it may be made public.

**2014**

Information about Form 990-PF and its separate instructions is at [www.irs.gov/form990pf](http://www.irs.gov/form990pf)

Open to Public Inspection

For calendar year 2014 or tax year beginning 02/01, 2014, and ending 01/31, 2015

Name of foundation  
**THE ROBERT GOELET FOUNDATION P62701001**

Number and street (or P O box number if mail is not delivered to street address) Room/suite  
**10 S DEARBORN IL1-0117**

City or town, state or province, country, and ZIP or foreign postal code  
**CHICAGO, IL 60603**

**A Employer identification number**  
13-6146654

**B Telephone number (see instructions)**  
866-888-5157

**C** If exemption application is pending, check here

**D** 1 Foreign organizations, check here   
2 Foreign organizations meeting the 85% test, check here and attach computation

**E** If private foundation status was terminated under section 507(b)(1)(A), check here

**F** If the foundation is in a 60-month termination under section 507(b)(1)(B), check here

**G** Check all that apply:  
 Initial return  
 Final return  
 Address change  
 Initial return of a former public charity  
 Amended return  
 Name change

**H** Check type of organization:  
 Section 501(c)(3) exempt private foundation  
 Section 4947(a)(1) nonexempt charitable trust  
 Other taxable private foundation

**I** Fair market value of all assets at end of year (from Part II, col. (c), line 16) **\$ 2,600,632.**

**J** Accounting method:  Cash  Accrual  
 Other (specify) \_\_\_\_\_  
 (Part I, column (d) must be on cash basis)

Part I Analysis of Revenue and Expenses (The total of amounts in columns (b), (c), and (d) may not necessarily equal the amounts in column (a) (see instructions))		(a) Revenue and expenses per books	(b) Net investment income	(c) Adjusted net income	(d) Disbursements for charitable purposes (cash basis only)
Revenue	1 Contributions, gifts, grants, etc., received (attach schedule)				
	2 Check <input checked="" type="checkbox"/> if the foundation is not required to attach Sch. B				
	3 Interest on savings and temporary cash investments				
	4 Dividends and interest from securities	60,908.	60,908.		STMT 1
	5a Gross rents				
	b Net rental income or (loss)				
	6a Net gain or (loss) from sale of assets not on line 10	108,831.			
	b Gross sales price for all assets on line 6a	204,805.			
	7 Capital gain net income (from Part IV, line 2)		108,831.		
	8 Net short-term capital gain				
	9 Income modifications				
	10a Gross sales less returns and allowances				
b Less Cost of goods sold					
c Gross profit or (loss) (attach schedule)					
11 Other income (attach schedule)	767.			STMT 2	
12 Total. Add lines 1 through 11	170,506.	169,739.			
Operating and Administrative Expenses	13 Compensation of officers, directors, trustees, etc.	36,195.	27,146.		9,049.
	14 Other employee salaries and wages		NONE	NONE	
	15 Pension plans, employee benefits		NONE	NONE	
	16a Legal fees (attach schedule) STMT 3	2,000.	NONE	NONE	2,000.
	b Accounting fees (attach schedule)				
	c Other professional fees (attach schedule)				
	17 Interest				
	18 Taxes (attach schedule) (see instructions) STMT 4	1,570.	570.		
	19 Depreciation (attach schedule) and depletion				
	20 Occupancy				
	21 Travel, conferences, and meetings		NONE	NONE	
	22 Printing and publications		NONE	NONE	
	23 Other expenses (attach schedule) STMT 5	250.			250.
	24 Total operating and administrative expenses. Add lines 13 through 23.	40,015.	27,716.	NONE	11,299.
	25 Contributions, gifts, grants paid	80,000.			80,000.
26 Total expenses and disbursements. Add lines 24 and 25	120,015.	27,716.	NONE	91,299.	
27 Subtract line 26 from line 12:					
a Excess of revenue over expenses and disbursements	50,491.				
b Net investment income (if negative, enter -0-)		142,023.			
c Adjusted net income (if negative, enter -0-)					

ENVELOPE POSTMARK DATE JUN 1 2 2015

RECEIVED  
JUN 17 2015  
OCDEN, UT

Handwritten mark resembling a stylized '2' or '7'.

Part II Balance Sheets		Attached schedules and amounts in the description column should be for end-of-year amounts only (See instructions)			
		Beginning of year	End of year		
		(a) Book Value	(b) Book Value	(c) Fair Market Value	
Assets	1	Cash - non-interest-bearing . . . . .	13,948.	27,573.	27,573.
	2	Savings and temporary cash investments . . . . .	24,031.	146,423.	146,423.
	3	Accounts receivable ▶ Less: allowance for doubtful accounts ▶			
	4	Pledges receivable ▶ Less: allowance for doubtful accounts ▶			
	5	Grants receivable . . . . .			
	6	Receivables due from officers, directors, trustees, and other disqualified persons (attach schedule) (see instructions) . . . . .			
	7	Other notes and loans receivable (attach schedule) ▶ Less: allowance for doubtful accounts ▶			NONE
	8	Inventories for sale or use . . . . .			
	9	Prepaid expenses and deferred charges . . . . .			
	10a	Investments - U S and state government obligations (attach schedule) . . . . .			
	b	Investments - corporate stock (attach schedule) . . . . .	1,200,823.	1,154,277.	1,999,830.
	c	Investments - corporate bonds (attach schedule) . . . . .	413,108.	374,092.	397,453.
	11	Investments - land, buildings, and equipment basis Less accumulated depreciation (attach schedule) ▶			
	12	Investments - mortgage loans . . . . .			
	13	Investments - other (attach schedule) . . . . .	45,000.	45,000.	29,353.
	14	Land, buildings, and equipment basis Less accumulated depreciation (attach schedule) ▶			
15	Other assets (describe ▶ )				
16	<b>Total assets</b> (to be completed by all filers - see the instructions Also, see page 1, item I) . . . . .	1,696,910.	1,747,365.	2,600,632.	
Liabilities	17	Accounts payable and accrued expenses . . . . .			
	18	Grants payable . . . . .			
	19	Deferred revenue . . . . .			
	20	Loans from officers, directors, trustees, and other disqualified persons . . . . .			
	21	Mortgages and other notes payable (attach schedule) . . . . .			
	22	Other liabilities (describe ▶ )			
	23	<b>Total liabilities</b> (add lines 17 through 22) . . . . .			NONE
Net Assets or Fund Balances	<b>Foundations that follow SFAS 117, check here ▶ <input type="checkbox"/></b> <b>and complete lines 24 through 26 and lines 30 and 31.</b>				
	24	Unrestricted . . . . .			
	25	Temporarily restricted . . . . .			
	26	Permanently restricted . . . . .			
	<b>Foundations that do not follow SFAS 117, . . . ▶ <input checked="" type="checkbox"/></b> <b>check here and complete lines 27 through 31.</b>				
	27	Capital stock, trust principal, or current funds . . . . .	1,696,910.	1,747,365.	
	28	Paid-in or capital surplus, or land, bldg, and equipment fund . . . . .			
29	Retained earnings, accumulated income, endowment, or other funds . . . . .				
30	<b>Total net assets or fund balances</b> (see instructions) . . . . .	1,696,910.	1,747,365.		
31	<b>Total liabilities and net assets/fund balances</b> (see instructions) . . . . .	1,696,910.	1,747,365.		

Part III Analysis of Changes in Net Assets or Fund Balances		
1	Total net assets or fund balances at beginning of year - Part II, column (a), line 30 (must agree with end-of-year figure reported on prior year's return) . . . . .	1,696,910.
2	Enter amount from Part I, line 27a . . . . .	50,491.
3	Other increases not included in line 2 (itemize) ▶	
4	Add lines 1, 2, and 3 . . . . .	1,747,401.
5	Decreases not included in line 2 (itemize) ▶ PRIOR PERIOD ADJUSTMENT	36.
6	<b>Total net assets or fund balances at end of year</b> (line 4 minus line 5) - Part II, column (b), line 30 . . . . .	1,747,365.

**Part IV Capital Gains and Losses for Tax on Investment Income**

(a) List and describe the kind(s) of property sold (e.g., real estate, 2-story brick warehouse, or common stock, 200 shs. MLC Co.)				(b) How acquired P - Purchase D - Donation	(c) Date acquired (mo., day, yr.)	(d) Date sold (mo., day, yr.)
<b>1a PUBLICLY TRADED SECURITIES</b>						
<b>b</b>						
<b>c</b>						
<b>d</b>						
<b>e</b>						
(e) Gross sales price	(f) Depreciation allowed (or allowable)	(g) Cost or other basis plus expense of sale	(h) Gain or (loss) (e) plus (f) minus (g)			
<b>a</b> 204,805.		95,974.	108,831.			
<b>b</b>						
<b>c</b>						
<b>d</b>						
<b>e</b>						
Complete only for assets showing gain in column (h) and owned by the foundation on 12/31/69						
(i) F.M.V. as of 12/31/69	(j) Adjusted basis as of 12/31/69	(k) Excess of col (i) over col (j), if any	(l) Gains (Col (h) gain minus col (k), but not less than -0-) or Losses (from col. (h))			
<b>a</b>			108,831.			
<b>b</b>						
<b>c</b>						
<b>d</b>						
<b>e</b>						
<b>2</b> Capital gain net income or (net capital loss)	{ If gain, also enter in Part I, line 7 If (loss), enter -0- in Part I, line 7 }		<b>2</b>	108,831.		
<b>3</b> Net short-term capital gain or (loss) as defined in sections 1222(5) and (6). If gain, also enter in Part I, line 8, column (c) (see instructions). If (loss), enter -0- in Part I, line 8 . . . . .	{ If gain, also enter in Part I, line 8, column (c) (see instructions). If (loss), enter -0- in Part I, line 8 . . . . . }		<b>3</b>			

**Part V Qualification Under Section 4940(e) for Reduced Tax on Net Investment Income**

(For optional use by domestic private foundations subject to the section 4940(a) tax on net investment income.)

If section 4940(d)(2) applies, leave this part blank.

Was the foundation liable for the section 4942 tax on the distributable amount of any year in the base period?  Yes  No  
 If "Yes," the foundation does not qualify under section 4940(e). Do not complete this part.

**1** Enter the appropriate amount in each column for each year; see the instructions before making any entries.

(a) Base period years Calendar year (or tax year beginning in)	(b) Adjusted qualifying distributions	(c) Net value of noncharitable-use assets	(d) Distribution ratio (col (b) divided by col (c))
2013	104,517.	2,427,699.	0.043052
2012	99,761.	2,246,226.	0.044413
2011	140,519.	2,283,623.	0.061533
2010	128,203.	2,144,522.	0.059782
2009	102,207.	1,823,649.	0.056045
<b>2</b> Total of line 1, column (d) . . . . .			<b>2</b> 0.264825
<b>3</b> Average distribution ratio for the 5-year base period - divide the total on line 2 by 5, or by the number of years the foundation has been in existence if less than 5 years . . . . .			<b>3</b> 0.052965
<b>4</b> Enter the net value of noncharitable-use assets for 2014 from Part X, line 5 . . . . .			<b>4</b> 2,585,988.
<b>5</b> Multiply line 4 by line 3 . . . . .			<b>5</b> 136,967.
<b>6</b> Enter 1% of net investment income (1% of Part I, line 27b) . . . . .			<b>6</b> 1,420.
<b>7</b> Add lines 5 and 6 . . . . .			<b>7</b> 138,387.
<b>8</b> Enter qualifying distributions from Part XII, line 4 . . . . . If line 8 is equal to or greater than line 7, check the box in Part VI, line 1b, and complete that part using a 1% tax rate. See the Part VI instructions.			<b>8</b> 91,299.

Part VI Excise Tax Based on Investment Income (Section 4940(a), 4940(b), 4940(e), or 4948 - see instructions)

Table with 11 rows for excise tax calculation. Includes categories like 'Exempt operating foundations', 'Domestic foundations', and 'Tax based on investment income'. Total amount owed is 1,096.

Part VII-A Statements Regarding Activities

Table with 10 rows for activity statements. Includes questions about political influence, tax on political expenditures, and substantial contributors. Includes handwritten answer 'NY' for question 8a.

Part VII-A Statements Regarding Activities (continued)

11 At any time during the year, did the foundation, directly or indirectly, own a controlled entity within the meaning of section 512(b)(13)? If "Yes," attach schedule (see instructions) . . . . . 11 X
12 Did the foundation make a distribution to a donor advised fund over which the foundation or a disqualified person had advisory privileges? If "Yes," attach statement (see instructions) . . . . . 12 X
13 Did the foundation comply with the public inspection requirements for its annual returns and exemption application? Website address n/a 13 X
14 The books are in care of JPMorgan Chase Bank, NA Telephone no (866) 888-5157 Located at 10 S DEARBORN ST., IL1-0117, CHICAGO, IL ZIP+4 60603
15 Section 4947(a)(1) nonexempt charitable trusts filing Form 990-PF in lieu of Form 1041 - Check here . . . . . 15
16 At any time during calendar year 2014, did the foundation have an interest in or a signature or other authority over a bank, securities, or other financial account in a foreign country? . . . . . 16 Yes No X
See the instructions for exceptions and filing requirements for FinCEN Form 114, (formerly TD F 90-22.1) If "Yes," enter the name of the foreign country

Part VII-B Statements Regarding Activities for Which Form 4720 May Be Required

File Form 4720 if any item is checked in the "Yes" column, unless an exception applies.

1a During the year did the foundation (either directly or indirectly):
(1) Engage in the sale or exchange, or leasing of property with a disqualified person? Yes No X
(2) Borrow money from, lend money to, or otherwise extend credit to (or accept it from) a disqualified person? Yes No X
(3) Furnish goods, services, or facilities to (or accept them from) a disqualified person? Yes No X
(4) Pay compensation to, or pay or reimburse the expenses of, a disqualified person? X Yes No
(5) Transfer any income or assets to a disqualified person (or make any of either available for the benefit or use of a disqualified person)? Yes No X
(6) Agree to pay money or property to a government official? (Exception. Check "No" if the foundation agreed to make a grant to or to employ the official for a period after termination of government service, if terminating within 90 days). Yes No X
b If any answer is "Yes" to 1a(1)-(6), did any of the acts fail to qualify under the exceptions described in Regulations section 53.4941(d)-3 or in a current notice regarding disaster assistance (see instructions)? . . . . . 1b X
Organizations relying on a current notice regarding disaster assistance check here . . . . .
c Did the foundation engage in a prior year in any of the acts described in 1a, other than excepted acts, that were not corrected before the first day of the tax year beginning in 2014? . . . . . 1c X
2 Taxes on failure to distribute income (section 4942) (does not apply for years the foundation was a private operating foundation defined in section 4942(j)(3) or 4942(j)(5)):
a At the end of tax year 2014, did the foundation have any undistributed income (lines 6d and 6e, Part XIII) for tax year(s) beginning before 2014? . . . . . Yes No X
If "Yes," list the years
b Are there any years listed in 2a for which the foundation is not applying the provisions of section 4942(a)(2) (relating to incorrect valuation of assets) to the year's undistributed income? (If applying section 4942(a)(2) to all years listed, answer "No" and attach statement - see instructions) . . . . . 2b X
c If the provisions of section 4942(a)(2) are being applied to any of the years listed in 2a, list the years here
3a Did the foundation hold more than a 2% direct or indirect interest in any business enterprise at any time during the year? . . . . . Yes No X
b If "Yes," did it have excess business holdings in 2014 as a result of (1) any purchase by the foundation or disqualified persons after May 26, 1969; (2) the lapse of the 5-year period (or longer period approved by the Commissioner under section 4943(c)(7)) to dispose of holdings acquired by gift or bequest; or (3) the lapse of the 10-, 15-, or 20-year first phase holding period? (Use Schedule C, Form 4720, to determine if the foundation had excess business holdings in 2014) . . . . . 3b
4a Did the foundation invest during the year any amount in a manner that would jeopardize its charitable purposes? 4a X
b Did the foundation make any investment in a prior year (but after December 31, 1969) that could jeopardize its charitable purpose that had not been removed from jeopardy before the first day of the tax year beginning in 2014? 4b X

**Part VII-B Statements Regarding Activities for Which Form 4720 May Be Required (continued)**

**5a** During the year did the foundation pay or incur any amount to:

(1) Carry on propaganda, or otherwise attempt to influence legislation (section 4945(e))?  Yes  No

(2) Influence the outcome of any specific public election (see section 4955); or to carry on, directly or indirectly, any voter registration drive?  Yes  No

(3) Provide a grant to an individual for travel, study, or other similar purposes?  Yes  No

(4) Provide a grant to an organization other than a charitable, etc., organization described in section 4945(d)(4)(A)? (see instructions).  Yes  No

(5) Provide for any purpose other than religious, charitable, scientific, literary, or educational purposes, or for the prevention of cruelty to children or animals?  Yes  No

**b** If any answer is "Yes" to 5a(1)-(5), did any of the transactions fail to qualify under the exceptions described in Regulations section 53.4945 or in a current notice regarding disaster assistance (see instructions)?  Yes  No

Organizations relying on a current notice regarding disaster assistance check here

**c** If the answer is "Yes" to question 5a(4), does the foundation claim exemption from the tax because it maintained expenditure responsibility for the grant?  Yes  No

If "Yes," attach the statement required by Regulations section 53.4945-5(d).

**6a** Did the foundation, during the year, receive any funds, directly or indirectly, to pay premiums on a personal benefit contract?  Yes  No

**b** Did the foundation, during the year, pay premiums, directly or indirectly, on a personal benefit contract?  Yes  No

If "Yes" to 6b, file Form 8870

**7a** At any time during the tax year, was the foundation a party to a prohibited tax shelter transaction?  Yes  No

**b** If "Yes," did the foundation receive any proceeds or have any net income attributable to the transaction?  Yes  No

**Part VIII Information About Officers, Directors, Trustees, Foundation Managers, Highly Paid Employees, and Contractors**

**1 List all officers, directors, trustees, foundation managers and their compensation (see instructions).**

(a) Name and address	(b) Title, and average hours per week devoted to position	(c) Compensation (if not paid, enter -0-)	(d) Contributions to employee benefit plans and deferred compensation	(e) Expense account, other allowances
JP Morgan Chase Bank, NA 10 S Dearborn St., Chicago, IL 60603	trustee 2	36,195.	-0-	-0-

**2 Compensation of five highest-paid employees (other than those included on line 1 - see instructions). If none, enter "NONE."**

(a) Name and address of each employee paid more than \$50,000	(b) Title, and average hours per week devoted to position	(c) Compensation	(d) Contributions to employee benefit plans and deferred compensation	(e) Expense account, other allowances
NONE		NONE	NONE	NONE

**Total number of other employees paid over \$50,000**  **NONE**

**Part VIII Information About Officers, Directors, Trustees, Foundation Managers, Highly Paid Employees, and Contractors (continued)**

**3 Five highest-paid independent contractors for professional services (see instructions). If none, enter "NONE."**

(a) Name and address of each person paid more than \$50,000	(b) Type of service	(c) Compensation
NONE		NONE
-----		
-----		
-----		
-----		
-----		
<b>Total number of others receiving over \$50,000 for professional services . . . . .</b>		<b>NONE</b>

**Part IX-A Summary of Direct Charitable Activities**

List the foundation's four largest direct charitable activities during the tax year. Include relevant statistical information such as the number of organizations and other beneficiaries served, conferences convened, research papers produced, etc	Expenses
1 NONE	
2	
3	
4	

**Part IX-B Summary of Program-Related Investments (see instructions)**

Describe the two largest program-related investments made by the foundation during the tax year on lines 1 and 2	Amount	
1 NONE		
2		
All other program-related investments See instructions		
3 NONE		
<b>Total. Add lines 1 through 3 . . . . .</b>		

**Part X Minimum Investment Return** (All domestic foundations must complete this part. Foreign foundations, see instructions.)

<b>1</b>	Fair market value of assets not used (or held for use) directly in carrying out charitable, etc., purposes:		
<b>a</b>	Average monthly fair market value of securities . . . . .	<b>1a</b>	2,555,485.
<b>b</b>	Average of monthly cash balances . . . . .	<b>1b</b>	69,884.
<b>c</b>	Fair market value of all other assets (see instructions). . . . .	<b>1c</b>	NONE
<b>d</b>	<b>Total</b> (add lines 1a, b, and c) . . . . .	<b>1d</b>	2,625,369.
<b>e</b>	Reduction claimed for blockage or other factors reported on lines 1a and 1c (attach detailed explanation) . . . . .	<b>1e</b>	
<b>2</b>	Acquisition indebtedness applicable to line 1 assets . . . . .	<b>2</b>	NONE
<b>3</b>	Subtract line 2 from line 1d . . . . .	<b>3</b>	2,625,369.
<b>4</b>	Cash deemed held for charitable activities. Enter 1 1/2% of line 3 (for greater amount, see instructions). . . . .	<b>4</b>	39,381.
<b>5</b>	<b>Net value of noncharitable-use assets.</b> Subtract line 4 from line 3. Enter here and on Part V, line 4	<b>5</b>	2,585,988.
<b>6</b>	<b>Minimum investment return.</b> Enter 5% of line 5 . . . . .	<b>6</b>	129,299.

**Part XI Distributable Amount** (see instructions) (Section 4942(j)(3) and (j)(5) private operating foundations and certain foreign organizations check here  and do not complete this part.)

<b>1</b>	Minimum investment return from Part X, line 6 . . . . .	<b>1</b>	129,299.
<b>2a</b>	Tax on investment income for 2014 from Part VI, line 5 . . . . .	<b>2a</b>	2,840.
<b>b</b>	Income tax for 2014. (This does not include the tax from Part VI.) . . . . .	<b>2b</b>	
<b>c</b>	Add lines 2a and 2b . . . . .	<b>2c</b>	2,840.
<b>3</b>	Distributable amount before adjustments. Subtract line 2c from line 1 . . . . .	<b>3</b>	126,459.
<b>4</b>	Recoveries of amounts treated as qualifying distributions . . . . .	<b>4</b>	NONE
<b>5</b>	Add lines 3 and 4 . . . . .	<b>5</b>	126,459.
<b>6</b>	Deduction from distributable amount (see instructions). . . . .	<b>6</b>	NONE
<b>7</b>	<b>Distributable amount as adjusted</b> Subtract line 6 from line 5. Enter here and on Part XIII, line 1 . . . . .	<b>7</b>	126,459.

**Part XII Qualifying Distributions** (see instructions)

<b>1</b>	Amounts paid (including administrative expenses) to accomplish charitable, etc., purposes:		
<b>a</b>	Expenses, contributions, gifts, etc. - total from Part I, column (d), line 26 . . . . .	<b>1a</b>	91,299.
<b>b</b>	Program-related investments - total from Part IX-B . . . . .	<b>1b</b>	
<b>2</b>	Amounts paid to acquire assets used (or held for use) directly in carrying out charitable, etc., purposes . . . . .	<b>2</b>	NONE
<b>3</b>	Amounts set aside for specific charitable projects that satisfy the:		
<b>a</b>	Suitability test (prior IRS approval required) . . . . .	<b>3a</b>	NONE
<b>b</b>	Cash distribution test (attach the required schedule) . . . . .	<b>3b</b>	NONE
<b>4</b>	<b>Qualifying distributions.</b> Add lines 1a through 3b. Enter here and on Part V, line 8, and Part XIII, line 4	<b>4</b>	91,299.
<b>5</b>	Foundations that qualify under section 4940(e) for the reduced rate of tax on net investment income. Enter 1% of Part I, line 27b (see instructions) . . . . .	<b>5</b>	N/A
<b>6</b>	<b>Adjusted qualifying distributions.</b> Subtract line 5 from line 4 . . . . .	<b>6</b>	91,299.

**Note.** The amount on line 6 will be used in Part V, column (b), in subsequent years when calculating whether the foundation qualifies for the section 4940(e) reduction of tax in those years.

**Part XIII Undistributed Income** (see instructions)

	(a) Corpus	(b) Years prior to 2013	(c) 2013	(d) 2014
<b>1</b> Distributable amount for 2014 from Part XI, line 7 . . . . .				126,459.
<b>2</b> Undistributed income, if any, as of the end of 2014:				
<b>a</b> Enter amount for 2013 only . . . . .			NONE	
<b>b</b> Total for prior years 20 <u>12</u> , 20 <u>  </u> , 20 <u>  </u>		NONE		
<b>3</b> Excess distributions carryover, if any, to 2014:				
<b>a</b> From 2009 . . . . .				NONE
<b>b</b> From 2010 . . . . .				NONE
<b>c</b> From 2011 . . . . .				21,577.
<b>d</b> From 2012 . . . . .				NONE
<b>e</b> From 2013 . . . . .				NONE
<b>f</b> Total of lines 3a through e . . . . .	21,577.			
<b>4</b> Qualifying distributions for 2014 from Part XII, line 4: ▶ \$ <u>91,299.</u>				
<b>a</b> Applied to 2013, but not more than line 2a . . . . .			NONE	
<b>b</b> Applied to undistributed income of prior years (Election required - see instructions) . . . . .		NONE		
<b>c</b> Treated as distributions out of corpus (Election required - see instructions) . . . . .	NONE			
<b>d</b> Applied to 2014 distributable amount . . . . .				91,299.
<b>e</b> Remaining amount distributed out of corpus . . . . .	NONE			
<b>5</b> Excess distributions carryover applied to 2014 . . . . . (If an amount appears in column (d), the same amount must be shown in column (a) )	21,577.			21,577.
<b>6</b> Enter the net total of each column as indicated below:				
<b>a</b> Corpus. Add lines 3f, 4c, and 4e. Subtract line 5 . . . . .	NONE			
<b>b</b> Prior years' undistributed income. Subtract line 4b from line 2b . . . . .		NONE		
<b>c</b> Enter the amount of prior years' undistributed income for which a notice of deficiency has been issued, or on which the section 4942(a) tax has been previously assessed . . . . .		NONE		
<b>d</b> Subtract line 6c from line 6b. Taxable amount - see instructions . . . . .		NONE		
<b>e</b> Undistributed income for 2013. Subtract line 4a from line 2a. Taxable amount - see instructions . . . . .			NONE	
<b>f</b> Undistributed income for 2014. Subtract lines 4d and 5 from line 1. This amount must be distributed in 2015 . . . . .				13,583.
<b>7</b> Amounts treated as distributions out of corpus to satisfy requirements imposed by section 170(b)(1)(F) or 4942(g)(3) (Election may be required - see instructions) . . . . .	NONE			
<b>8</b> Excess distributions carryover from 2009 not applied on line 5 or line 7 (see instructions) . . . . .	NONE			
<b>9</b> Excess distributions carryover to 2015. Subtract lines 7 and 8 from line 6a . . . . .	NONE			
<b>10</b> Analysis of line 9				
<b>a</b> Excess from 2010 . . . . .	NONE			
<b>b</b> Excess from 2011 . . . . .	NONE			
<b>c</b> Excess from 2012 . . . . .	NONE			
<b>d</b> Excess from 2013 . . . . .	NONE			
<b>e</b> Excess from 2014 . . . . .	NONE			

Part XIV Private Operating Foundations (see instructions and Part VII-A, question 9)

NOT APPLICABLE

1 a If the foundation has received a ruling or determination letter that it is a private operating foundation, and the ruling is effective for 2014, enter the date of the ruling

b Check box to indicate whether the foundation is a private operating foundation described in section 4942(j)(3) or 4942(j)(5)

Table with 5 columns: (a) 2014, (b) 2013, (c) 2012, (d) 2011, (e) Total. Rows include 2a (Adjusted net income), 2b (85% of line 2a), 2c (Qualifying distributions from Part XII), 2d (Amounts included in line 2c not used directly for active conduct of exempt activities), 2e (Qualifying distributions made directly for active conduct of exempt activities), 3 (Alternative tests: Assets, Endowment, Support).

Part XV Supplementary Information (Complete this part only if the foundation had \$5,000 or more in assets at any time during the year - see instructions.)

1 Information Regarding Foundation Managers:

a List any managers of the foundation who have contributed more than 2% of the total contributions received by the foundation before the close of any tax year (but only if they have contributed more than \$5,000). (See section 507(d)(2).)

NONE

b List any managers of the foundation who own 10% or more of the stock of a corporation (or an equally large portion of the ownership of a partnership or other entity) of which the foundation has a 10% or greater interest

NONE

2 Information Regarding Contribution, Grant, Gift, Loan, Scholarship, etc., Programs:

Check here [ ] if the foundation only makes contributions to preselected charitable organizations and does not accept unsolicited requests for funds. If the foundation makes gifts, grants, etc. (see instructions) to individuals or organizations under other conditions, complete items 2a, b, c, and d.

a The name, address, and telephone number or e-mail address of the person to whom applications should be addressed

SEE STATEMENT 6

b The form in which applications should be submitted and information and materials they should include:

SEE ATTACHED STATEMENT FOR LINE 2

c Any submission deadlines:

SEE ATTACHED STATEMENT FOR LINE 2

d Any restrictions or limitations on awards, such as by geographical areas, charitable fields, kinds of institutions, or other factors:

SEE ATTACHED STATEMENT FOR LINE 2

**Part XV Supplementary Information (continued)**

**3 Grants and Contributions Paid During the Year or Approved for Future Payment**

Recipient Name and address (home or business)	If recipient is an individual, show any relationship to any foundation manager or substantial contributor	Foundation status of recipient	Purpose of grant or contribution	Amount
<b>a Paid during the year</b>				
OLD WESTBURY GARDENS INC P.O. B. 430 OLD WESTBURY NY 11568	NONE	PC	GENERAL	10,000.
METROPOLITAN OPERA ASSOCIATION INC 30 LINCOLN CENTER New York NY 10023	NONE	PC	GENERAL	20,000.
NEW YORK CITY BALLET INC 20 LINCOLN CENTER New York NY 10025	NONE	PC	GENERAL	15,000.
THE MELMARK CHARITABLE FOUNDATION 2600 WAYLAND RD BERWYN PA 19312	NONE	PC	GENERAL	10,000.
BEST BUDDIES NEW YORK 1 SCHOOLHOUSE LANE WATERFORD NY 12188	NONE	PC	GENERAL	10,000.
VISITING NURSE ASSOCIATION OF HUDSON VALLEY 540 WHITE PLAINS RD TARRYTOWN NY 10591	NONE	PC	GENERAL	15,000.
<b>Total</b> . . . . . ▶ <b>3a</b>				<b>80,000.</b>
<b>b Approved for future payment</b>				
<b>Total</b> . . . . . ▶ <b>3b</b>				





FORM 990PF, PART I - DIVIDENDS AND INTEREST FROM SECURITIES

=====

DESCRIPTION	REVENUE AND EXPENSES PER BOOKS	NET INVESTMENT INCOME
DIVIDEND AND INTEREST FROM SECURITIES	60,908.	60,908.
TOTAL	60,908.	60,908.

FORM 990PF, PART I - OTHER INCOME  
=====

DESCRIPTION -----	REVENUE AND EXPENSES PER BOOKS -----
TAX REFUND	767.
TOTALS	----- 767. =====

FORM 990PF, PART I - LEGAL FEES

=====

DESCRIPTION	REVENUE AND EXPENSES PER BOOKS	NET INVESTMENT INCOME	ADJUSTED NET INCOME	CHARITABLE PURPOSES
LEGAL FEES - PRINCIPAL (ALLOCA	2,000.			2,000.
TOTALS	2,000.	NONE	NONE	2,000.

FORM 990PF, PART I - TAXES

=====

DESCRIPTION	REVENUE AND EXPENSES PER BOOKS	NET INVESTMENT INCOME
-----	-----	-----
FOREIGN TAXES	49.	49.
FEDERAL TAX PAYMENT - PRIOR YE	1,000.	
FOREIGN TAXES ON QUALIFIED FOR	486.	486.
FOREIGN TAXES ON NONQUALIFIED	35.	35.
	-----	-----
TOTALS	1,570.	570.
	=====	=====

FORM 990PF, PART I - OTHER EXPENSES  
=====

REVENUE  
AND  
EXPENSES  
PER BOOKS  
-----

CHARITABLE  
PURPOSES  
-----

DESCRIPTION  
-----

ATTORNEY GENERAL FEE

250.

250.

TOTALS

-----  
250.  
=====

-----  
250.  
=====

RECIPIENT NAME:

JPMorgan Chase Bank, NA C Berozsky

ADDRESS:

270 Park Ave. Fl 18

New York, NY 10017

RECIPIENT'S PHONE NUMBER: 212-464-1949

FORM, INFORMATION AND MATERIALS:

no application form

SUBMISSION DEADLINES:

none

RESTRICTIONS OR LIMITATIONS ON AWARDS:

limited to IRC Section 501 C 3

organization chosen by the trustee



THE ROBERT GOELET FDTN ACCT. P62701001  
As of 1/31/15

JPMorgan Chase Bank, N.A.  
270 Park Avenue, New York, NY 10017-2014



11940730180310000287  
12040730030010000287

## Fiduciary Account

### J.P. Morgan Team

Jonathan England	Banker	209/629-3195
Mary G Campbell	T & E Officer	212/464-1940
Cindy Berozsky	T & E Administrator	212/464-1949
Brad Turney	Portfolio Manager	302/634-1802
Khadjah Clemons	Client Service Team	888/207-6409
Matthew Toriello	Client Service Team	
Danielle Alcide	Client Service Team	
Renee Michaelian	Client Service Team	
Online access	<a href="http://www.jpmorganonline.com">www.jpmorganonline.com</a>	

### Table of Contents

Account Summary	2
Holdings	
Equity	4
Alternative Assets	11
Cash & Fixed Income	12

Please see disclosures located at the end of this statement package for important information relating to each J.P. Morgan account(s)

## Account Summary

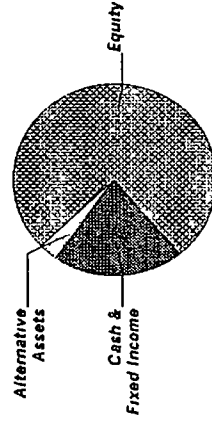
### PRINCIPAL

Asset Allocation	Beginning Market Value	Ending Market Value	Change In Value	Estimated Annual Income	Current Allocation
Equity	1,973,347.91	1,999,830.23	26,482.32	36,885.79	78%
Alternative Assets	42,210.25	29,353.10	(12,857.15)	1,677.89	1%
Cash & Fixed Income	462,742.11	543,876.83	81,134.72	16,171.96	21%
<b>Market Value</b>	<b>\$2,478,300.27</b>	<b>\$2,573,060.16</b>	<b>\$94,759.89</b>	<b>\$54,735.64</b>	<b>100%</b>

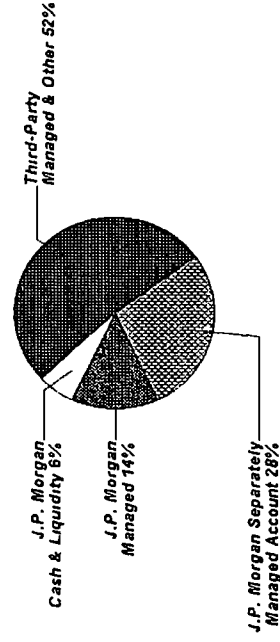
### INCOME

Cash Position	Beginning Market Value	Ending Market Value	Change In Value
Cash Balance	13,948.36	27,573.12	13,624.76
Accruals	1,944.46	932.87	(1,011.59)
<b>Market Value</b>	<b>\$15,892.82</b>	<b>\$28,505.99</b>	<b>\$12,613.17</b>

### Asset Allocation



### Manager Allocation \*



\* J.P. Morgan Managed includes (to the extent permitted under applicable law) mutual funds, other registered funds and hedge funds managed by J.P. Morgan and structured products issued by J.P. Morgan. J.P. Morgan Separately Managed Account includes fixed income, equity, and alternative separately managed accounts managed by J.P. Morgan. J.P. Morgan Cash & Liquidity Funds includes cash, J.P. Morgan deposit sweeps and J.P. Morgan money market mutual funds. Third-Party Managed & Other includes mutual funds, exchange traded funds, hedge funds, and separately managed accounts managed by parties other than J.P. Morgan, structured products and exchange traded notes issued by parties other than J.P. Morgan, and other investments not managed or issued by J.P. Morgan. See important information about investment principles and conflicts in the disclosures section.



THE ROBERT COELET FDTN ACCT. P62701001  
As of 1/31/15



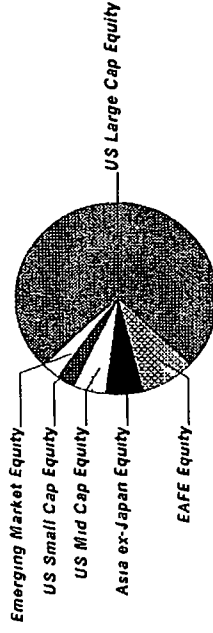
11940730180310000288  
12040730030010000288

### Account Summary CONTINUED

Cost Summary	Cost
Equity	1,154,277 15
Cash & Fixed Income	520,515 15
<b>Total</b>	<b>\$1,674,792.30</b>

## Equity Summary

Asset Categories	Beginning Market Value	Ending Market Value	Change In Value	Current Allocation
US Large Cap Equity	1,416,544.15	1,466,957.28	50,413.13	58%
US Mid Cap Equity	104,704.00	114,536.00	9,832.00	4%
US Small Cap Equity	55,519.20	57,271.50	1,752.30	2%
EAFE Equity	237,059.75	180,399.49	(56,660.26)	7%
Asia ex-Japan Equity	118,471.39	134,780.59	16,309.20	5%
Emerging Market Equity	41,049.42	45,885.37	4,835.95	2%
<b>Total Value</b>	<b>\$1,973,347.91</b>	<b>\$1,999,830.23</b>	<b>\$26,482.32</b>	<b>78%</b>



Equity as a percentage of your portfolio - 78 %

## Market Value/Cost

	Current Period Value
Market Value	1,999,830.23
Tax Cost	1,154,277.15
Unrealized Gain/Loss	845,553.08
Estimated Annual Income	36,885.79
Accrued Dividends	928.71
Yield	1.84%

## Equity Detail



THE ROBERT COLETT FDTN ACCT. P62701001  
As of 1/31/15



11940730180310000289  
12040730030010000289

	Price	Quantity	Value	Adjusted Tax Cost Original Cost	Unrealized Gain/Loss	Est Annual Inc Accrued Div.	Yield
<b>US Large Cap Equity</b>							
ABBOTT LABORATORIES 002824-10-0 ABT	44.76	265,000	11,861.40	6,847.39	5,014.01	254.40 63.60	2.14%
ABBVIE INC COM	60.35	265,000	15,992.75	7,425.40	8,567.35	519.40 129.85	3.25%
00287Y-10-9 ABBV							
ACE LTD NEW H0023R-10-5 ACE	107.96	55,000	5,937.80	2,404.60	3,533.20	143.00	2.41%
AMER CENT EQUITY INCOME-INV (FUND 123) 025076-10-0 TWEI X	8.62	18,750,000	161,625.00	105,000.00	56,625.00	4,068.75	2.62%
APACHE CORP 037411-10-5 APA	62.57	60,000	3,754.20	4,664.40	(910.20)	60.00 15.00	1.60%
APPLE INC. 037833-10-0 AAPL	117.16	105,000	12,301.80	7,026.46	5,275.34	197.40	1.60%
BB & T CORP 054937-10-7 BBT	35.29	145,000	5,117.05	3,983.15	1,133.90	139.20	2.72%
BECTON DICKINSON & CO 075887-10-9 BDV	138.08	70,000	9,665.60	6,150.89	3,514.71	168.00	1.74%
CALIFORNIA RESOURCES COR-W/I 13057Q-10-7 CRC	5.12	64,000	327.68	440.18	(112.50)		
CELGENE CORPORATION 151020-10-4 CELG	119.16	250,000	29,790.00	6,732.36	23,057.64		
COCA-COLA CO 191216-10-0 KO	41.17	360,000	14,821.20	7,989.26	6,831.94	439.20	2.96%
CVS HEALTH CORPORATION 126650-10-0 CVS	98.16	610,000	59,877.60	14,783.36	45,094.24	854.00 213.50	1.43%



THE ROBERT GOELET FDTN ACCT. P62701001  
As of 1/31/15

	Price	Quantity	Value	Adjusted Tax Cost Original Cost	Unrealized Gain/Loss	Est Annual Inc Accrued Div.	Yield
<b>US Large Cap Equity</b>							
DEERE & CO 244199-10-5 DE	85.19	140,000	11,926.60	6,479.18	5,447.42	336.00 84.00	2.82%
DF DENT PREMIER GROWTH 349903-41-9 DFDX X	26.15	5,307,856	138,800.43	50,000.00	88,800.43		
E I DU PONT DE NEMOURS & CO 263534-10-9 DD	71.21	130,000	9,257.30	4,664.40	4,592.90	244.40	2.64%
EDGEWOOD GROWTH FUND-INS 0075W0-75-9 EGF X	20.27	6,772,687	137,282.37	65,000.00	72,282.37		
EDISON INTERNATIONAL 281020-10-7 EIX	68.15	60,000	4,089.00	1,998.60	2,090.40	100.20 25.05	2.45%
EMERSON ELECTRIC CO 291011-10-4 EMR	56.94	95,000	5,409.30	4,548.60	860.70	178.60	3.30%
EXXON MOBIL CORP 30231G-10-2 XOM	87.42	475,000	41,524.50	11,520.06	30,004.44	1,311.00	3.16%
FREEMPORT-MCMORAN INC CL B 35671D-85-7 FCX	16.81	80,000	1,344.80	4,487.37	(3,142.57)	100.00 25.00	7.44%
GENERAL MILLS INC 370334-10-4 GIS	52.48	110,000	5,772.80	3,229.60	2,543.20	180.40 45.10	3.13%
GENERAL ELECTRIC CO 369604-10-3 GE	23.89	490,000	11,706.10	2,297.28	9,408.82	450.80	3.85%
GOLDMAN SACHS GROUP INC 38141G-10-4 GS	172.41	45,000	7,758.45	5,332.20	2,426.25	108.00	1.39%
GOOGLE INC CLASS C 38259P-70-6 GOOG	534.52	20,000	10,690.40	3,025.95	7,664.45		
GOOGLE INC CLASS A 38259P-50-8 GOOG L	537.55	20,000	10,751.00	3,035.65	7,715.35		



THE ROBERT GOELET FDTN ACCT: P62701001  
As of 1/31/15



11940730180310000290  
12040730030010000290

	Price	Quantity	Value	Adjusted Tax Cost Original Cost	Unrealized Gain/Loss	Est. Annual Inc. Accrued Div.	Yield
<b>US Large Cap Equity</b>							
HALLIBURTON CO 406216-10-1 HAL	39.99	100,000	3,999.00	3,671.35	327.65	72.00	1.80%
HONEYWELL INTERNATIONAL INC 438516-10-6 HON	97.76	225,000	21,996.00	13,395.11	8,600.89	465.75	2.12%
INTERNATIONAL BUSINESS MACHINES CORP 459200-10-1 IBM	153.31	200,000	30,662.00	15,470.60	15,191.40	880.00	2.87%
ISHARES DJ SELECT DIVIDEND INDEX FUND 464287-16-8 DVY	79.00	1,700,000	134,300.00	88,786.07	45,513.93	4,090.20	3.05%
JOHNSON & JOHNSON 478160-10-4 JNJ	100.14	150,000	15,021.00	8,024.65	6,996.35	420.00	2.80%
KRAFT FOODS GROUP INC COM 50076Q-10-6 KRFT	65.34	100,000	6,534.00	4,055.75	2,478.25	220.00	3.37%
LAM RESEARCH CORP 512807-10-8 LRCX	76.44	155,000	11,848.20	7,556.67	4,291.53	111.60	0.94%
LOWES COMPANIES INC 548661-10-7 LOW	67.76	445,000	30,153.20	12,679.10	17,474.10	409.40 102.35	1.36%
MC DONALDS CORP 580135-10-1 MCD	92.44	325,000	30,043.00	8,541.75	21,501.25	1,105.00	3.68%
MEDTRONIC PLC G5960L-10-3 MDT	71.40	138,000	9,853.20	10,412.44	(559.24)	168.36	1.71%
MERCK AND CO INC 58933Y-10-5 MRK	60.28	170,000	10,247.60	6,215.20	4,032.40	306.00	2.99%
METLIFE INC 59156R-10-8 MET	46.50	350,000	16,275.00	14,927.47	1,347.53	490.00	3.01%

J.P. Morgan



THE ROBERT GOELET FDTN ACCT: P62701001  
As of 1/31/15

	Price	Quantity	Value	Adjusted Tax Cost Original Cost	Unrealized Gain/Loss	Est Annual Inc Accrued Div.	Yield
<b>US Large Cap Equity</b>							
MICROSOFT CORP 594918-10-4 MSFT	40.40	640 000	25,856.00	17,772.62	8,083.38	793.60	3.07%
MONDELEZ INTERNATIONAL-W/I 609207-10-5 MDLZ	35.24	300 000	10,572.00	7,502.38	3,069.62	180.00	1.70%
NORFOLK SOUTHERN CORP 655844-10-8 NSC	101.97	300 000	30,591.00	12,312.00	18,279.00	708.00	2.31%
OCCIDENTAL PETROLEUM CORP 674599-10-5 OXY	80.00	160 000	12,800.00	12,190.40	609.60	460.80	3.60%
ORACLE CORP 68389X-10-5 ORCL	41.89	300 000	12,567.00	7,614.02	4,952.98	144.00	1.15%
PHILIP MORRIS INTERNATIONAL 718172-10-9 PM	80.24	450 000	36,108.00	19,610.25	16,497.75	1,800.00	4.99%
PRAXAIR INC 74005P-10-4 PX	120.59	210 000	25,323.90	6,211.80	19,112.10	600.60	2.37%
PROCTER & GAMBLE CO 742718-10-9 PG	84.29	350 000	29,501.50	15,295.75	14,205.75	900.90 225.26	3.05%
PRUDENTIAL FINANCIAL INC 744320-10-2 PRU	75.88	60 000	4,552.80	2,782.87	1,769.93	139.20	3.06%
QUALCOMM INC 747525-10-3 QCOM	62.46	195 000	12,179.70	7,847.68	4,332.02	327.60	2.69%
SCHLUMBERGER LTD 806857-10-8 SLB	82.39	165 000	13,594.35	9,255.39	4,338.96	330.00	2.43%
SOUTHERN CO 842587-10-7 SO	50.72	140 000	7,100.80	4,640.84	2,459.96	294.00	4.14%
SPDR S&P 500 ETF TRUST 78462F-10-3 SPY	199.45	720 000	143,604.00	101,647.01	41,956.99	2,761.20	1.92%



THE ROBERT COLETT FDTN ACCT. P62701001  
As of 1/31/15



11940730180310000291  
12040730030010000291

	Price	Quantity	Value	Adjusted Tax Cost Original Cost	Unrealized Gain/Loss	Est. Annual Inc Accrued Div	Yield
<b>US Large Cap Equity</b>							
UNITED TECHNOLOGIES CORP 913017-10-9 UTX	114.78	215,000	24,677.70	15,352.95	9,324.75	507.40	2.06%
WELLS FARGO & CO 949746-10-1 WFC	51.92	300,000	15,576.00	9,420.17	6,155.83	420.00	2.70%
WILLIAMS COMPANIES INC 969457-10-0 WMB	43.86	320,000	14,035.20	9,737.60	4,297.60	729.60	5.20%
<b>Total US Large Cap Equity</b>			<b>\$1,466,957.28</b>	<b>\$791,996.23</b>	<b>\$674,961.05</b>	<b>\$29,687.96</b> <b>\$928.71</b>	<b>2.02%</b>
<b>US Mid Cap Equity</b>							
ISHARES CORE S&P MID-CAP ETF 464287-50-7 IJH	143.17	800,000	114,536.00	69,621.36	44,914.64	1,553.60	1.36%
<b>US Small Cap Equity</b>							
ISHARES RUSSELL 2000 INDEX FUND 464287-65-5 IWM	115.70	495,000	57,271.50	27,927.11	29,344.39	747.94	1.31%
<b>EAFE Equity</b>							
ARTISAN INTL VALUE FUND-INV 04314H-88-1 ARTK X	33.98	2,330,953	79,205.78	55,500.00	23,705.78	1,275.03	1.61%
DODGE & COX INTL STOCK FUND 256206-10-3 DODF X	41.77	2,088,968	87,256.19	73,814.85	13,441.34	2,026.29	2.32%



THE ROBERT COELET FDTN ACCT. P62701001  
As of 1/31/15

	Price	Quantity	Value	Adjusted Tax Cost Original Cost	Unrealized Gain/Loss	Est. Annual Inc Accrued Div.	Yield
<b>EAFE Equity</b>							
OAKMARK INTERNATIONAL FD-I 413838-20-2 OAKI X	23.35	596 896	13,937.52	15,000.00	(1,062.48)	301.43	2.16%
<b>Total EAFE Equity</b>			<b>\$180,399.49</b>	<b>\$144,314.85</b>	<b>\$36,084.64</b>	<b>\$3,602.75</b>	<b>2.00%</b>
<b>Asia ex-Japan Equity</b>							
MATTHEWS PACIFIC TIGER FD-IS 577130-83-4 MIPT X	27.80	3,301 109	91,770.83	34,260.73	57,510.10	590.89	0.64%
T ROWE PRICE NEW ASIA 77956H-50-0 PRAS X	16.64	2,584 721	43,009.76	45,000.00	(1,990.24)		
<b>Total Asia ex-Japan Equity</b>			<b>\$134,780.59</b>	<b>\$79,260.73</b>	<b>\$55,519.86</b>	<b>\$590.89</b>	<b>0.44%</b>
<b>Emerging Market Equity</b>							
JPM EMG MKT EQ FD - INSTL FUND 1389 4812A0-63-1 JMIE X	23.02	984 279	22,658.10	21,156.87	1,501.23	504.93	2.23%
VIRTUS EMERGING MKTS OPPOR-I 92828T-88-9 HIEM X	10.22	2,272.727	23,227.27	20,000.00	3,227.27	197.72	0.85%
<b>Total Emerging Market Equity</b>			<b>\$45,885.37</b>	<b>\$41,156.87</b>	<b>\$4,728.50</b>	<b>\$702.65</b>	<b>1.53%</b>



THE ROBERT GOELET FDTN ACCT: P62701001  
As of 1/31/15

## Alternative Assets Summary

Asset Categories	Beginning Estimated Value	Ending Estimated Value	Change In Value	Current Allocation
Hard Assets	42,210.25	29,353.10	(12,857.15)	1%

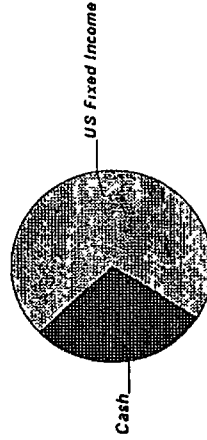
## Alternative Assets Detail

	Price	Quantity	Estimated Value	Cost	Est. Annual Income Accrued Income
<b>Hard Assets</b>					
PIMCO COMMODITYPL STRAT-P	7.26	4,043.127	29,353.10	45,000.00	1,677.89
72201P-16-7 PCLP X					

## Cash & Fixed Income Summary

Asset Categories	Beginning Market Value	Ending Market Value	Change In Value	Current Allocation
Cash	24,031.08	146,423.37	122,392.29	6%
US Fixed Income	438,711.03	397,453.46	(41,257.57)	15%
<b>Total Value</b>	<b>\$462,742.11</b>	<b>\$543,876.83</b>	<b>\$81,134.72</b>	<b>21%</b>

Market Value/Cost	Current Period Value
Market Value	543,876.83
Tax Cost	520,515.15
Unrealized Gain/Loss	23,361.68
Estimated Annual Income	16,171.96
Accrued Interest	4.16
Yield	2.97%



### SUMMARY BY MATURITY

Cash & Fixed Income	Market Value	% of Bond Portfolio
0-6 months <sup>1</sup>	543,876.83	100%

<sup>1</sup> The years indicate the number of years until the bond is scheduled to mature based on the statement end date. Some bonds may be called, or paid in full, before their stated maturity.

### SUMMARY BY TYPE

Cash & Fixed Income	Market Value	% of Bond Portfolio
Cash	146,423.37	26%
Mutual Funds	397,453.46	74%
<b>Total Value</b>	<b>\$543,876.83</b>	<b>100%</b>

Cash & Fixed Income as a percentage of your portfolio - 21 %



THE ROBERT GOELET FDTN ACCT. P62701001  
As of 1/31/15

Note: <sup>1</sup> This is the Annual Percentage Yield (APY) which is the rate earned if balances remain on deposit for a full year with compounding, there is no change in the interest rate and all interest is left in the account

## Cash & Fixed Income Detail

	Price	Quantity	Value	Adjusted Tax Cost Original Cost	Unrealized Gain/Loss	Est Annual Income Accrued Interest	Yield
<b>Cash</b>							
US DOLLAR PRINCIPAL	1.00	146,423.37	146,423.37	146,423.37		43.92	0.03% <sup>1</sup>
<b>US Fixed Income</b>							
HARBOR HIGH YIELD BOND-INST 411511-55-3	10.35	4,098.36	42,418.04	45,000.00	(2,581.96)	2,254.09	5.31%
JPM STRAT INC OPP FD - SEL FUND 3844 4812A4-35-1	11.71	3,977.01	46,570.73	46,053.72	517.01	1,817.49	3.90%
JPM CORE BD FD - SEL FUND 3720 4812C0-38-1	11.96	14,453.64	172,865.55	152,196.84	20,668.71	5,897.08	3.41%
JPM HIGH YIELD FD - SEL FUND 3580 4812C0-80-3	7.61	10,741.36	81,741.73	75,841.22	5,900.51	5,349.19	6.54%
JPM INFLATION MGD BD FD - SEL FUND 2037 48121A-56-3	10.37	5,193.58	53,857.41	55,000.00	(1,142.59)	810.19	1.50%
<b>Total US Fixed Income</b>			<b>\$397,453.46</b>	<b>\$374,091.78</b>	<b>\$23,361.68</b>	<b>\$16,128.04</b>	<b>4.06%</b>

J.P. Morgan

*J.P. Morgan*

THIS PAGE INTENTIONALLY LEFT BLANK

J.P.Morgan