



See a Social Security Number? Say Something!
Report Privacy Problems to <https://public.resource.org/privacy>
Or call the IRS Identity Theft Hotline at 1-800-908-4490



Form 990-PF

Department of the Treasury
Internal Revenue Service

Return of Private Foundation

or Section 4947(a)(1) Trust Treated as Private Foundation

Do not enter social security numbers on this form as it may be made public.

Information about Form 990-PF and its instructions is at www.irs.gov/form990pf.

OMB No 1545-0052

2014

Open to Public Inspection

For calendar year 2014, or tax year beginning 01-01-2014 , and ending 12-31-2014

Name of foundation ROBERT F FORD CHARITABLE FOUNDATION		A Employer identification number 95-6016768	
Number and street (or P O box number if mail is not delivered to street address) 172 TOYON ROAD		B Telephone number (see instructions) (650) 996-5370	
City or town, state or province, country, and ZIP or foreign postal code ATHERTON, CA 94027		C If exemption application is pending, check here <input type="checkbox"/>	
G Check all that apply <input type="checkbox"/> Initial return <input type="checkbox"/> Initial return of a former public charity <input type="checkbox"/> Final return <input type="checkbox"/> Amended return <input type="checkbox"/> Address change <input type="checkbox"/> Name change		D 1. Foreign organizations, check here <input type="checkbox"/> 2. Foreign organizations meeting the 85% test, check here and attach computation <input type="checkbox"/>	
H Check type of organization <input checked="" type="checkbox"/> Section 501(c)(3) exempt private foundation <input type="checkbox"/> Section 4947(a)(1) nonexempt charitable trust <input type="checkbox"/> Other taxable private foundation		E If private foundation status was terminated under section 507(b)(1)(A), check here <input type="checkbox"/>	
I Fair market value of all assets at end of year (from Part II, col. (c), line 16) \$ 1,261,968		F If the foundation is in a 60-month termination under section 507(b)(1)(B), check here <input type="checkbox"/>	
J Accounting method <input type="checkbox"/> Cash <input checked="" type="checkbox"/> Accrual <input type="checkbox"/> Other (specify) _____ (Part I, column (d) must be on cash basis.)			

Part I Analysis of Revenue and Expenses (The total of amounts in columns (b), (c), and (d) may not necessarily equal the amounts in column (a) (see instructions))		(a) Revenue and expenses per books	(b) Net investment income	(c) Adjusted net income	(d) Disbursements for charitable purposes (cash basis only)
Revenue	1 Contributions, gifts, grants, etc , received (attach schedule)				
	2 Check <input checked="" type="checkbox"/> if the foundation is not required to attach Sch B				
	3 Interest on savings and temporary cash investments	14	14	14	
	4 Dividends and interest from securities.	9,340	9,340	9,340	
	5a Gross rents				
	b Net rental income or (loss) _____				
	6a Net gain or (loss) from sale of assets not on line 10	129,021			
	b Gross sales price for all assets on line 6a 733,305				
	7 Capital gain net income (from Part IV, line 2) . . .		129,021		
	8 Net short-term capital gain			3,141	
	9 Income modifications				
	10a Gross sales less returns and allowances				
	b Less Cost of goods sold				
	c Gross profit or (loss) (attach schedule)				
	11 Other income (attach schedule)	109			
	12 Total. Add lines 1 through 11	138,484	138,375	12,495	
Operating and Administrative Expenses	13 Compensation of officers, directors, trustees, etc				
	14 Other employee salaries and wages				
	15 Pension plans, employee benefits				
	16a Legal fees (attach schedule)				
	b Accounting fees (attach schedule)				
	c Other professional fees (attach schedule)				
	17 Interest				
	18 Taxes (attach schedule) (see instructions) . . .				
	19 Depreciation (attach schedule) and depletion . . .				
	20 Occupancy				
	21 Travel, conferences, and meetings				
	22 Printing and publications				
	23 Other expenses (attach schedule)	11,766	11,766	11,766	
	24 Total operating and administrative expenses. Add lines 13 through 23	11,766	11,766	11,766	0
	25 Contributions, gifts, grants paid	51,840			51,840
	26 Total expenses and disbursements. Add lines 24 and 25	63,606	11,766	11,766	51,840
	27 Subtract line 26 from line 12				
	a Excess of revenue over expenses and disbursements	74,878			
	b Net investment income (if negative, enter -0-)		126,609		
	c Adjusted net income (if negative, enter -0-)			729	

Part II Balance Sheets		Attached schedules and amounts in the description column should be for end-of-year amounts only (See instructions)	Beginning of year	End of year	
			(a) Book Value	(b) Book Value	(c) Fair Market Value
Assets	1	Cash—non-interest-bearing	2,049	5,124	5,124
	2	Savings and temporary cash investments	5,858	2,593	2,577
	3	Accounts receivable ▶ _____ Less allowance for doubtful accounts ▶ _____			
	4	Pledges receivable ▶ _____ Less allowance for doubtful accounts ▶ _____			
	5	Grants receivable			
	6	Receivables due from officers, directors, trustees, and other disqualified persons (attach schedule) (see instructions)			
	7	Other notes and loans receivable (attach schedule) ▶ _____ Less allowance for doubtful accounts ▶ _____			
	8	Inventories for sale or use			
	9	Prepaid expenses and deferred charges			
	10a	Investments—U S and state government obligations (attach schedule)			
	b	Investments—corporate stock (attach schedule)	732,684	807,752	1,254,267
	c	Investments—corporate bonds (attach schedule).			
	11	Investments—land, buildings, and equipment basis ▶ _____ Less accumulated depreciation (attach schedule) ▶ _____			
	12	Investments—mortgage loans			
	13	Investments—other (attach schedule)			
	14	Land, buildings, and equipment basis ▶ _____ Less accumulated depreciation (attach schedule) ▶ _____			
Liabilities	15	Other assets (describe ▶ _____)			
	16	Total assets (to be completed by all filers—see the instructions Also, see page 1, item I)	740,591	815,469	1,261,968
	17	Accounts payable and accrued expenses			
	18	Grants payable			
	19	Deferred revenue			
	20	Loans from officers, directors, trustees, and other disqualified persons	100	100	
	21	Mortgages and other notes payable (attach schedule)			
	22	Other liabilities (describe ▶ _____)			
Net Assets or Fund Balances	23	Total liabilities (add lines 17 through 22)	100	100	
		Foundations that follow SFAS 117, check here ▶ <input checked="" type="checkbox"/> and complete lines 24 through 26 and lines 30 and 31.			
	24	Unrestricted	740,491	815,369	
	25	Temporarily restricted			
	26	Permanently restricted			
		Foundations that do not follow SFAS 117, check here ▶ <input type="checkbox"/> and complete lines 27 through 31.			
	27	Capital stock, trust principal, or current funds			
	28	Paid-in or capital surplus, or land, bldg , and equipment fund			
	29	Retained earnings, accumulated income, endowment, or other funds			
	30	Total net assets or fund balances (see instructions)	740,491	815,369	
	31	Total liabilities and net assets/fund balances (see instructions) . .	740,591	815,469	

Part III Analysis of Changes in Net Assets or Fund Balances		
1	Total net assets or fund balances at beginning of year—Part II, column (a), line 30 (must agree with end-of-year figure reported on prior year’s return)	1 740,491
2	Enter amount from Part I, line 27a	2 74,878
3	Other increases not included in line 2 (itemize) ▶ _____	3
4	Add lines 1, 2, and 3	4 815,369
5	Decreases not included in line 2 (itemize) ▶ _____	5
6	Total net assets or fund balances at end of year (line 4 minus line 5)—Part II, column (b), line 30 .	6 815,369

Part IV

Capital Gains and Losses for Tax on Investment Income

(a) List and describe the kind(s) of property sold (e g , real estate, 2-story brick warehouse, or common stock, 200 shs MLC Co)		(b) How acquired P—Purchase D—Donation	(c) Date acquired (mo , day, yr)	(d) Date sold (mo , day, yr)
1a				
(e) Gross sales price	(f) Depreciation allowed (or allowable)	(g) Cost or other basis plus expense of sale	(h) Gain or (loss) (e) plus (f) minus (g)	
a				
b				
c				
d				
e				
Complete only for assets showing gain in column (h) and owned by the foundation on 12/31/69			(i) Gains (Col (h) gain minus col (k), but not less than -0-) or Losses (from col (h))	
(i) F M V as of 12/31/69	(j) Adjusted basis as of 12/31/69	(k) Excess of col (i) over col (j), if any		
a				
b				
c				
d				
e				
2	Capital gain net income or (net capital loss) { If gain, also enter in Part I, line 7 If (loss), enter -0- in Part I, line 7 }		2	129,021
3	Net short-term capital gain or (loss) as defined in sections 1222(5) and (6) If gain, also enter in Part I, line 8, column (c) (see instructions) If (loss), enter -0- in Part I, line 8 }		3	3,141

Part V

Qualification Under Section 4940(e) for Reduced Tax on Net Investment Income

(For optional use by domestic private foundations subject to the section 4940(a) tax on net investment income)

If section 4940(d)(2) applies, leave this part blank

Was the foundation liable for the section 4942 tax on the distributable amount of any year in the base period? ☐ Yes ☒ No

If "Yes," the foundation does not qualify under section 4940(e) Do not complete this part

1 Enter the appropriate amount in each column for each year, see instructions before making any entries

(a) Base period years Calendar year (or tax year beginning in)	(b) Adjusted qualifying distributions	(c) Net value of noncharitable-use assets	(d) Distribution ratio (col (b) divided by col (c))	
2013	44,000	1,023,085	0 04301	
2012	32,750	902,295	0 03630	
2011	24,500	915,054	0 02677	
2010	20,000	829,728	0 02410	
2009	77,000	797,460	0 09656	
2	Total of line 1, column (d).		2	0 22674
3	Average distribution ratio for the 5-year base period—divide the total on line 2 by 5, or by the number of years the foundation has been in existence if less than 5 years		3	0 04535
4	Enter the net value of noncharitable-use assets for 2014 from Part X, line 5.		4	1,184,691
5	Multiply line 4 by line 3.		5	53,723
6	Enter 1% of net investment income (1% of Part I, line 27b).		6	1,266
7	Add lines 5 and 6.		7	54,989
8	Enter qualifying distributions from Part XII, line 4.		8	51,840
If line 8 is equal to or greater than line 7, check the box in Part VI, line 1b, and complete that part using a 1% tax rate See the Part VI instructions				

Part VIExcise Tax Based on Investment Income (Section 4940(a), 4940(b), 4940(e), or 4948—see page 18 of the instructions)

1a		Exempt operating foundations described in section 4940(d)(2), check here <input type="checkbox"/> and enter "N/A" on line 1			
b		Domestic foundations that meet the section 4940(e) requirements in Part V, check here <input type="checkbox"/> and enter 1% of Part I, line 27b		12,532	
c		All other domestic foundations enter 2% of line 27b. Exempt foreign organizations enter 4% of Part I, line 12, col. (b)			
2		Tax under section 511 (domestic section 4947(a)(1) trusts and taxable foundations only. Others enter -0-)		2	
3		Add lines 1 and 2.		32,532	
4		Subtitle A (income) tax (domestic section 4947(a)(1) trusts and taxable foundations only. Others enter -0-)		4	
5		Tax based on investment income. Subtract line 4 from line 3. If zero or less, enter -0-		52,532	
6		Credits/Payments			
a		2014 estimated tax payments and 2013 overpayment credited to 2014		6a	
b		Exempt foreign organizations—tax withheld at source		6b	
c		Tax paid with application for extension of time to file (Form 8868)		6c	
d		Backup withholding erroneously withheld		6d	
7		Total credits and payments. Add lines 6a through 6d.		7	
8		Enter any penalty for underpayment of estimated tax. Check here <input checked="" type="checkbox"/> if Form 2220 is attached		857	
9		Tax due. If the total of lines 5 and 8 is more than line 7, enter amount owed		92,589	
10		Overpayment. If line 7 is more than the total of lines 5 and 8, enter the amount overpaid.		10	
11		Enter the amount of line 10 to be Credited to 2015 estimated tax <input type="checkbox"/> Refunded <input type="checkbox"/>		11	

Part VII-AStatements Regarding Activities

1a		During the tax year, did the foundation attempt to influence any national, state, or local legislation or did it participate or intervene in any political campaign?		1a		Yes		No	
b		Did it spend more than \$100 during the year (either directly or indirectly) for political purposes (see Instructions for definition)?		1b				No	
		If the answer is "Yes" to 1a or 1b, attach a detailed description of the activities and copies of any materials published or distributed by the foundation in connection with the activities.							
c		Did the foundation file Form 1120-POL for this year?		1c				No	
d		Enter the amount (if any) of tax on political expenditures (section 4955) imposed during the year (1) On the foundation <input type="checkbox"/> \$ (2) On foundation managers <input type="checkbox"/> \$							
e		Enter the reimbursement (if any) paid by the foundation during the year for political expenditure tax imposed on foundation managers <input type="checkbox"/> \$							
2		Has the foundation engaged in any activities that have not previously been reported to the IRS?		2				No	
		If "Yes," attach a detailed description of the activities.							
3		Has the foundation made any changes, not previously reported to the IRS, in its governing instrument, articles of incorporation, or bylaws, or other similar instruments? If "Yes," attach a conformed copy of the changes		3				No	
4a		Did the foundation have unrelated business gross income of \$1,000 or more during the year?		4a				No	
b		If "Yes," has it filed a tax return on Form 990-T for this year?		4b				No	
5		Was there a liquidation, termination, dissolution, or substantial contraction during the year?		5				No	
		If "Yes," attach the statement required by General Instruction T.							
6		Are the requirements of section 508(e) (relating to sections 4941 through 4945) satisfied either							
		• By language in the governing instrument, or							
		• By state legislation that effectively amends the governing instrument so that no mandatory directions that conflict with the state law remain in the governing instrument?		6		Yes			
7		Did the foundation have at least \$5,000 in assets at any time during the year? If "Yes," complete Part II, col. (c), and Part XV.		7		Yes			
8a		Enter the states to which the foundation reports or with which it is registered (see instructions) <input type="checkbox"/> CA							
b		If the answer is "Yes" to line 7, has the foundation furnished a copy of Form 990-PF to the Attorney General (or designate) of each state as required by General Instruction G? If "No," attach explanation .		8b		Yes			
9		Is the foundation claiming status as a private operating foundation within the meaning of section 4942(j)(3) or 4942(j)(5) for calendar year 2014 or the taxable year beginning in 2014 (see instructions for Part XIV)? If "Yes," complete Part XIV		9				No	
10		Did any persons become substantial contributors during the tax year? If "Yes," attach a schedule listing their names and addresses.		10				No	

Part VII-A

Statements Regarding Activities *(continued)*

11	At any time during the year, did the foundation, directly or indirectly, own a controlled entity within the meaning of section 512(b)(13)? If "Yes," attach schedule (see instructions).	11		No
12	Did the foundation make a distribution to a donor advised fund over which the foundation or a disqualified person had advisory privileges? If "Yes," attach statement (see instructions)	12		No
13	Did the foundation comply with the public inspection requirements for its annual returns and exemption application?	13	Yes	
Website address N/A				
14	The books are in care of FREEMAN A FORD Telephone no (650) 306-1400 Located at 172 TOYON ROAD ATHERTON CA ZIP+4 94027			
15	Section 4947(a)(1) nonexempt charitable trusts filing Form 990-PF in lieu of Form 1041 —Check here and enter the amount of tax-exempt interest received or accrued during the year.	15		
16	At any time during calendar year 2014, did the foundation have an interest in or a signature or other authority over a bank, securities, or other financial account in a foreign country?	16	Yes	No
See instructions for exceptions and filing requirements for FinCEN Form 114, Report of Foreign Bank and Financial Accounts (FBAR) If "Yes", enter the name of the foreign country				

Part VII-B

Statements Regarding Activities for Which Form 4720 May Be Required

File Form 4720 if any item is checked in the "Yes" column, unless an exception applies.			Yes	No
1a	During the year did the foundation (either directly or indirectly)			
	(1) Engage in the sale or exchange, or leasing of property with a disqualified person? Yes No			
	(2) Borrow money from, lend money to, or otherwise extend credit to (or accept it from) a disqualified person? Yes No			
	(3) Furnish goods, services, or facilities to (or accept them from) a disqualified person? Yes No			
	(4) Pay compensation to, or pay or reimburse the expenses of, a disqualified person? Yes No			
	(5) Transfer any income or assets to a disqualified person (or make any of either available for the benefit or use of a disqualified person)? Yes No			
	(6) Agree to pay money or property to a government official? (Exception. Check "No" if the foundation agreed to make a grant to or to employ the official for a period after termination of government service, if terminating within 90 days). Yes No			
b	If any answer is "Yes" to 1a(1)–(6), did any of the acts fail to qualify under the exceptions described in Regulations section 53.4941(d)-3 or in a current notice regarding disaster assistance (see instructions)? Organizations relying on a current notice regarding disaster assistance check here.	1b		No
c	Did the foundation engage in a prior year in any of the acts described in 1a, other than excepted acts, that were not corrected before the first day of the tax year beginning in 2014?	1c		No
2	Taxes on failure to distribute income (section 4942) (does not apply for years the foundation was a private operating foundation defined in section 4942(j)(3) or 4942(j)(5))			
a	At the end of tax year 2014, did the foundation have any undistributed income (lines 6d and 6e, Part XIII) for tax year(s) beginning before 2014? Yes No If "Yes," list the years 20 , 20 , 20 , 20			
b	Are there any years listed in 2a for which the foundation is not applying the provisions of section 4942(a)(2) (relating to incorrect valuation of assets) to the year's undistributed income? (If applying section 4942(a)(2) to all years listed, answer "No" and attach statement—see instructions).	2b		No
c	If the provisions of section 4942(a)(2) are being applied to any of the years listed in 2a, list the years here 20 , 20 , 20 , 20			
3a	Did the foundation hold more than a 2% direct or indirect interest in any business enterprise at any time during the year? Yes No			
b	If "Yes," did it have excess business holdings in 2014 as a result of (1) any purchase by the foundation or disqualified persons after May 26, 1969, (2) the lapse of the 5-year period (or longer period approved by the Commissioner under section 4943(c)(7)) to dispose of holdings acquired by gift or bequest, or (3) the lapse of the 10-, 15-, or 20-year first phase holding period? (Use Schedule C, Form 4720, to determine if the foundation had excess business holdings in 2014.).	3b		No
4a	Did the foundation invest during the year any amount in a manner that would jeopardize its charitable purposes?	4a		No
b	Did the foundation make any investment in a prior year (but after December 31, 1969) that could jeopardize its charitable purpose that had not been removed from jeopardy before the first day of the tax year beginning in 2014?	4b		No

Part VII-B

Statements Regarding Activities for Which Form 4720 May Be Required (continued)

5a	During the year did the foundation pay or incur any amount to			
	(1) Carry on propaganda, or otherwise attempt to influence legislation (section 4945(e))?	<input type="checkbox"/> Yes	<input checked="" type="checkbox"/> No	
	(2) Influence the outcome of any specific public election (see section 4955), or to carry on, directly or indirectly, any voter registration drive?	<input type="checkbox"/> Yes	<input checked="" type="checkbox"/> No	
	(3) Provide a grant to an individual for travel, study, or other similar purposes?	<input type="checkbox"/> Yes	<input checked="" type="checkbox"/> No	
	(4) Provide a grant to an organization other than a charitable, etc , organization described in section 4945(d)(4)(A)? (see instructions).	<input type="checkbox"/> Yes	<input checked="" type="checkbox"/> No	
	(5) Provide for any purpose other than religious, charitable, scientific, literary, or educational purposes, or for the prevention of cruelty to children or animals?	<input type="checkbox"/> Yes	<input checked="" type="checkbox"/> No	
b	If any answer is "Yes" to 5a(1)–(5), did any of the transactions fail to qualify under the exceptions described in Regulations section 53.4945 or in a current notice regarding disaster assistance (see instructions)?	5b		No
	Organizations relying on a current notice regarding disaster assistance check here.			
c	If the answer is "Yes" to question 5a(4), does the foundation claim exemption from the tax because it maintained expenditure responsibility for the grant?			
	If "Yes," attach the statement required by Regulations section 53.4945–5(d).			
6a	Did the foundation, during the year, receive any funds, directly or indirectly, to pay premiums on a personal benefit contract?			
b	Did the foundation, during the year, pay premiums, directly or indirectly, on a personal benefit contract?	6b		No
	If "Yes" to 6b, file Form 8870.			
7a	At any time during the tax year, was the foundation a party to a prohibited tax shelter transaction?			
b	If yes, did the foundation receive any proceeds or have any net income attributable to the transaction?	7b		No

Part VIII

Information About Officers, Directors, Trustees, Foundation Managers, Highly Paid Employees, and Contractors

1 List all officers, directors, trustees, foundation managers and their compensation (see instructions).				
(a) Name and address	(b) Title, and average hours per week devoted to position	(c) Compensation (If not paid, enter -0-)	(d) Contributions to employee benefit plans and deferred compensation	(e) Expense account, other allowances
FREEMAN A FORD	Trustee	0		
172 TOYON ROAD	0 00			
ATHERTON, CA 94027				
JUDITH NEWMAN	DIRECTOR	0		
HIGHWAY 128	0 00			
CALISTOGA, CA 94515				
2 Compensation of five highest-paid employees (other than those included on line 1—see instructions). If none, enter "NONE."				
(a) Name and address of each employee paid more than \$50,000	(b) Title, and average hours per week devoted to position	(c) Compensation	(d) Contributions to employee benefit plans and deferred compensation	(e) Expense account, other allowances
NONE				
Total number of other employees paid over \$50,000.				

Part VIII

Information About Officers, Directors, Trustees, Foundation Managers, Highly Paid Employees, and Contractors (continued)

3 Five highest-paid independent contractors for professional services (see instructions). If none, enter "NONE".		
(a) Name and address of each person paid more than \$50,000	(b) Type of service	(c) Compensation
NONE		
Total number of others receiving over \$50,000 for professional services.		

Part IX-A

Summary of Direct Charitable Activities

List the foundation's four largest direct charitable activities during the tax year. Include relevant statistical information such as the number of organizations and other beneficiaries served, conferences convened, research papers produced, etc	Expenses
1	
2	
3	
4	

Part IX-B

Summary of Program-Related Investments (see instructions)

Describe the two largest program-related investments made by the foundation during the tax year on lines 1 and 2	Amount
1	
2	
All other program-related investments. See instructions.	
3	
Total. Add lines 1 through 3.	

Part X

Minimum Investment Return (All domestic foundations must complete this part. Foreign foundations, see instructions.)

1	Fair market value of assets not used (or held for use) directly in carrying out charitable, etc , purposes		
a	Average monthly fair market value of securities.	1a	1,194,920
b	Average of monthly cash balances.	1b	7,812
c	Fair market value of all other assets (see instructions).	1c	0
d	Total (add lines 1a, b, and c).	1d	1,202,732
e	Reduction claimed for blockage or other factors reported on lines 1a and 1c (attach detailed explanation).	1e	0
2	Acquisition indebtedness applicable to line 1 assets.	2	
3	Subtract line 2 from line 1d.	3	1,202,732
4	Cash deemed held for charitable activities Enter 1 1/2% of line 3 (for greater amount, see instructions).	4	18,041
5	Net value of noncharitable-use assets. Subtract line 4 from line 3 Enter here and on Part V, line 4	5	1,184,691
6	Minimum investment return. Enter 5% of line 5.	6	59,235

Part XI

Distributable Amount (see instructions) (Section 4942(j)(3) and (j)(5) private operating foundations and certain foreign organizations check here ☐ and do not complete this part.)

1	Minimum investment return from Part X, line 6.	1	59,235
2a	Tax on investment income for 2014 from Part VI, line 5.	2a	2,532
b	Income tax for 2014 (This does not include the tax from Part VI).	2b	
c	Add lines 2a and 2b.	2c	2,532
3	Distributable amount before adjustments Subtract line 2c from line 1.	3	56,703
4	Recoveries of amounts treated as qualifying distributions.	4	
5	Add lines 3 and 4.	5	56,703
6	Deduction from distributable amount (see instructions).	6	
7	Distributable amount as adjusted Subtract line 6 from line 5 Enter here and on Part XIII, line 1.	7	56,703

Part XII

Qualifying Distributions (see instructions)

1	Amounts paid (including administrative expenses) to accomplish charitable, etc , purposes		
a	Expenses, contributions, gifts, etc —total from Part I, column (d), line 26.	1a	51,840
b	Program-related investments—total from Part IX-B.	1b	
2	Amounts paid to acquire assets used (or held for use) directly in carrying out charitable, etc , purposes.	2	
3	Amounts set aside for specific charitable projects that satisfy the		
a	Suitability test (prior IRS approval required).	3a	
b	Cash distribution test (attach the required schedule).	3b	
4	Qualifying distributions. Add lines 1a through 3b Enter here and on Part V, line 8, and Part XIII, line 4	4	51,840
5	Foundations that qualify under section 4940(e) for the reduced rate of tax on net investment income Enter 1% of Part I, line 27b (see instructions).	5	
6	Adjusted qualifying distributions. Subtract line 5 from line 4.	6	51,840

Note: The amount on line 6 will be used in Part V, column (b), in subsequent years when calculating whether the foundation qualifies for the section 4940(e) reduction of tax in those years

Part XIII

Undistributed Income (see instructions)

	(a) Corpus	(b) Years prior to 2013	(c) 2013	(d) 2014
1 Distributable amount for 2014 from Part XI, line 7				56,703
2 Undistributed income, if any, as of the end of 2014				
a Enter amount for 2013 only.			51,055	
b Total for prior years 20____, 20____, 20____				
3 Excess distributions carryover, if any, to 2014				
a From 2009.				
b From 2010.				
c From 2011.				
d From 2012.				
e From 2013.				
f Total of lines 3a through e.				
4 Qualifying distributions for 2014 from Part XII, line 4 ▶ \$ 51,840				
a Applied to 2013, but not more than line 2a			51,055	
b Applied to undistributed income of prior years (Election required—see instructions).				
c Treated as distributions out of corpus (Election required—see instructions).	0			
d Applied to 2014 distributable amount.				785
e Remaining amount distributed out of corpus				
5 Excess distributions carryover applied to 2014 (If an amount appears in column (d), the same amount must be shown in column (a).)				
6 Enter the net total of each column as indicated below:				
a Corpus Add lines 3f, 4c, and 4e Subtract line 5				
b Prior years' undistributed income Subtract line 4b from line 2b.				
c Enter the amount of prior years' undistributed income for which a notice of deficiency has been issued, or on which the section 4942(a) tax has been previously assessed.				
d Subtract line 6c from line 6b Taxable amount—see instructions				
e Undistributed income for 2013 Subtract line 4a from line 2a Taxable amount—see instructions				
f Undistributed income for 2014 Subtract lines 4d and 5 from line 1 This amount must be distributed in 2015				55,918
7 Amounts treated as distributions out of corpus to satisfy requirements imposed by section 170(b)(1)(F) or 4942(g)(3) (Election may be required - see instructions)				
8 Excess distributions carryover from 2009 not applied on line 5 or line 7 (see instructions) . . .				
9 Excess distributions carryover to 2015. Subtract lines 7 and 8 from line 6a				
10 Analysis of line 9				
a Excess from 2010. . . .				
b Excess from 2011. . . .				
c Excess from 2012. . . .				
d Excess from 2013. . . .				
e Excess from 2014. . . .				

Part XIV

1a If the foundation has received a ruling or determination letter that it is a private operating foundation, and the ruling is effective for 2014, enter the date of the ruling. . . .

Check box to indicate whether the organization is a private operating foundation described in section 4942(j)(3) or 4942(j)(5)

	Tax year	Prior 3 years			(e) Total
	(a) 2014	(b) 2013	(c) 2012	(d) 2011	
2a Enter the lesser of the adjusted net income from Part I or the minimum investment return from Part X for each year listed					
b 85% of line 2a					
c Qualifying distributions from Part XII, line 4 for each year listed					
d Amounts included in line 2c not used directly for active conduct of exempt activities					
e Qualifying distributions made directly for active conduct of exempt activities Subtract line 2d from line 2c					
3 Complete 3a, b, or c for the alternative test relied upon					
a "Assets" alternative test—enter					
(1) Value of all assets					
(2) Value of assets qualifying under section 4942(j)(3)(B)(i)					
b "Endowment" alternative test— enter 2/3 of minimum investment return shown in Part X, line 6 for each year listed.					
c "Support" alternative test—enter					
(1) Total support other than gross investment income (interest, dividends, rents, payments on securities loans (section 512(a)(5)), or royalties).					
(2) Support from general public and 5 or more exempt organizations as provided in section 4942(j)(3)(B)(iii).					
(3) Largest amount of support from an exempt organization					
(4) Gross investment income					

Part XV **Supplementary Information (Complete this part only if the organization had \$5,000 or more in assets at any time during the year—see instructions.)**

1 Information Regarding Foundation Managers:

■ List any managers of the foundation who have contributed more than 2% of the total contributions received by the foundation before the close of any tax year (but only if they have contributed more than \$5,000) (See section 507(d)(2))

• List any managers of the foundation who own 10% or more of the stock of a corporation (or an equally large portion of the ownership of a partnership or other entity) of which the foundation has a 10% or greater interest

2 Information Regarding Contribution, Grant, Gift, Loan, Scholarship, etc., Programs:

Check here ☒ if the foundation only makes contributions to preselected charitable organizations and does not accept unsolicited requests for funds. If the foundation makes gifts, grants, etc. (see instructions) to individuals or organizations under other conditions, complete items 2a, b, c, and d.

a The name, address, and telephone number or email address of the person to whom applications should be addressed

b The form in which applications should be submitted and information and materials they should include

c Any submission deadlines

d Any restrictions or limitations on awards, such as by geographical areas, charitable fields, kinds of institutions, or other factors

Part XV

Supplementary Information (continued)

3 Grants and Contributions Paid During the Year or Approved for Future Payment

Recipient	If recipient is an individual, show any relationship to any foundation manager or substantial contributor	Foundation status of recipient	Purpose of grant or contribution	Amount
Name and address (home or business)				
<div>a Paid during the year</div> <div>See Additional Data TableSee Additional Data Table</div>				
<div>Total</div>			<div>▶ 3a</div>	51,840
<div>b Approved for future payment</div>				
<div>Total</div>			<div>▶ 3b</div>	

Enter gross amounts unless otherwise indicated

Part XVI-B Relationship of Activities to the Accomplishment of Exempt Purposes

[illegible]

Part XVII


1 Did the organization directly or indirectly engage in any of the following with any other organization described in section 501(c) of the Code (other than section 501(c)(3) organizations) or in section 527, relating to political organizations?		Yes	No
a	Transfers from the reporting foundation to a noncharitable exempt organization of		
(1)	Cash.	1a(1)	No
(2)	Other assets.	1a(2)	No
b	Other transactions		
(1)	Sales of assets to a noncharitable exempt organization.	1b(1)	No
(2)	Purchases of assets from a noncharitable exempt organization.	1b(2)	No
(3)	Rental of facilities, equipment, or other assets.	1b(3)	No
(4)	Reimbursement arrangements.	1b(4)	No
(5)	Loans or loan guarantees.	1b(5)	No
(6)	Performance of services or membership or fundraising solicitations.	1b(6)	No
c	Sharing of facilities, equipment, mailing lists, other assets, or paid employees.	1c	No
d If the answer to any of the above is "Yes," complete the following schedule. Column (b) should always show the fair market value of the goods, other assets, or services given by the reporting foundation. If the foundation received less than fair market value in any transaction or sharing arrangement, show in column (d) the value of the goods, other assets, or services received			

[illegible]

2a Is the foundation directly or indirectly affiliated with, or related to, one or more tax-exempt organizations described in section 501(c) of the Code (other than section 501(c)(3)) or in section 527? ☐ Yes ☒ No

b If "Yes," complete the following schedule


(a) Name of organization	(b) Type of organization	(c) Description of relationship

Sign Here	Under penalties of perjury, I declare that I have examined this return, including accompanying schedules and statements, and to the best of my knowledge and belief, it is true, correct, and complete. Declaration of preparer (other than taxpayer) is based on all information of which preparer has any knowledge.		
	***** _____ Signature of officer or trustee	2015-07-01 _____ Date	***** _____ Title


May the IRS discuss this return with the preparer shown below (see instr)? ☒ Yes ☐ No

Paid Preparer Use Only	Print/Type preparer's name JOHN R HOUGHTON CPA	Preparer's Signature	Date	Check if self-employed <input checked="" type="checkbox"/>	PTIN P01328531
	Firm's name <input checked="" type="checkbox"/> Ledwith Houghton & Co CPAs			Firm's EIN <input checked="" type="checkbox"/>	
	Firm's address <input checked="" type="checkbox"/> 643 Bair Island Rd 105 Redwood City, CA 94063			Phone no (650) 306-1400	

Form 990PF Part XV Line 3 - Grants and Contributions Paid During the Year or Approved for Future Payment

Recipient	If recipient is an individual, show any relationship to any foundation manager or substantial contributor	Foundation status of recipient	Purpose of grant or contribution	Amount
Name and address (home or business)				
a Paid during the year				
Napa Valley Museum 59 Presidents Circle Yountville,CA 94599	NONE	501(C)(3)	To support the ongoing activities of the organization	9,100
White Barn Foundation 2601 Sulphur Springs Road St Helena,CA 94574	NONE	501(C)(3)	To support the ongoing activities of the organization	9,100
Hospice of Napa Valley 3299 Claremont Way Napa,CA 94558	NONE	501(C)(3)	To support the ongoing activities of the organization	3,900
Menlo Park-Atherton Ed Fd PO Box 554 Menlo Park,CA 94025	NONE	501(C)(3)	To support the ongoing activities of the organization	520
Thacher School Alumni Fund 5025 Thacher Road Ojai,CA 93023	NONE	501(C)(3)	To support the ongoing activities of the organization	3,120
Dartmouth College Alumni Fund 6068 Blunt Alumni Center Hanover,NH 03755	NONE	501(C)(3)	To support the ongoing activities of the organization	4,680
Hazelden Foundation PO Box 11 CO 3 Center City,MN 55012	NONE	501(C)(3)	To support the ongoing activities of the organization	3,120
Santa Catalina Alumni Fund 1500 Mark Thomas Dr Monterey,CA 93940	NONE	501(C)(3)	To support the ongoing activities of the organization	520
Family Service Agency 707 Bradford St Redwood City,CA 94063	NONE	501(C)(3)	To support the ongoing activities of the organization	520
KQED 2601 Mariposa Ave San Francisco,CA 94110	NONE	501(C)(3)	To support the ongoing activities of the organization	520
Regazzi Boys Chorus 20 N San Mateo Drive San Mateo,CA 94401	NONE	501(C)(3)	To support the ongoing activities of the organization	260
Ecumenical Hunger Program 1934 University Ave East Palo Alto,CA 94303	NONE	501(C)(3)	To support the ongoing activities of the organization	1,920
Outward Bound 100 Mystery Point Road Garrison,NY 10524	NONE	501(C)(3)	To support the ongoing activities of the organization	260
St Helena Hospital 650 Sanitarium Road Deer Park,CA 94576	NONE	501(C)(3)	To support the ongoing activities of the organization	3,900
Juvenile Diabetes Research Foundati 26 Broadway 14th Floor New York,NY 10004	NONE	501(C)(3)	To support the ongoing activities of the organization	3,120
Total  3a				51,840

Form 990PF Part XV Line 3 - Grants and Contributions Paid During the Year or Approved for Future Payment

Recipient	If recipient is an individual, show any relationship to any foundation manager or substantial contributor	Foundation status of recipient	Purpose of grant or contribution	Amount
Name and address (home or business)				
a <i>Paid during the year</i>				
AFRICA BRIDGE PO BOX 115 MARLYHURST,OR 97036	NONE	501(C)(3)	To support the ongoing activities of the organization	520
EASTSIDE COLLEGE PREPATORY SCHOOL 1041 Myrtle St East Palo Alto,CA 94303	NONE	501(C)(3)	To support the ongoing activities of the organization	1,560
MENLO SCHOOL 50 Valparaiso Ave ATHERTON,CA 94027	NONE	501(C)(3)	To support the ongoing activities of the organization	520
PLANNED PARENTHOOD 434 WEST 33RD ST NEW YORK,NY 10001	NONE	501(C)(3)	To support the ongoing activities of the organization	1,040
THAYER SCHOOL OF ENGINEERING 14 Engineering Drive HANOVER,NH 03755	NONE	501(C)(3)	To support the ongoing activities of the organization	3,120
BROWN UNIVERSITY BOX 1877 PROVIDENCE,RI 02912	NONE	501(c)3	To support the ongoing activities of the organization	520
Total  3a				51,840

TY 2014 Other Expenses Schedule**Name:** ROBERT F FORD CHARITABLE FOUNDATION**EIN:** 95-6016768**Software ID:** 14000265**Software Version:** 2014v5.0

Description	Revenue and Expenses per Books	Net Investment Income	Adjusted Net Income	Disbursements for Charitable Purposes
INVESTMENT FEES	11,681	11,681	11,681	
TAXES	85	85	85	

TY 2014 Other Income Schedule

Name: ROBERT F FORD CHARITABLE FOUNDATION

EIN: 95-6016768

Software ID: 14000265

Software Version: 2014v5.0

Description	Revenue And Expenses Per Books	Net Investment Income	Adjusted Net Income
MISCELLANEOUS	109		

Account Overview

Account Number: 491206100

THE ROBERT F FORD CHARITABLE FOUNDATION

Account Manager: H Penny Knuff

For Year Ending December 31, 2014

Page 7 of 44

Detail of Account Holdings reflects the securities within your Principal Portfolio, Income Portfolio and any Special Holdings. Generally, equity and fixed income holdings are valued as of the close of business. "Total Cost" column may reflect an automatic adjustment for Amortization or other changes to cost basis. Please see the Important Disclosures for additional information.

Principal Portfolio: Equities - Industry Allocation of Common Stock Holdings

Industry Sector	Market Value	% of Equity Holdings in Sector	% of Principal Portfolio in Sector	Est. Annual Income	Market Yield (%)
Energy	22,633.65	1.87	1.80	424.00	1.87
Materials	24,931.80	2.05	1.98	270.00	1.08
Industrials	183,245.20	15.10	14.58	1,595.80	0.87
Consumer Discretionary	187,934.65	15.49	14.95	1,595.20	0.85
Consumer Staples	7,115.90	6.11	5.90	540.00	0.73
Health Care	251,193.75	20.70	19.99	0.00	0.00
Financials	48,288.05	3.98	3.84	523.20	1.08
Information Technology	393,828.00	31.64	30.54	3,024.40	0.79
Telecommunication Services	37,068.75	3.06	2.95	570.00	1.54
	\$1,213,244.75	100.00	96.55	\$8,542.60	0.70

Principal Portfolio: Equities - Top 10 Holdings

Security	Ticker Symbol	Units	Market Value	% of Equity Holdings	% of Principal Portfolio	Est. Annual Income	Market Yield (%)
APPLE INC	AAPL	825.00	91,053.50	7.26	7.85	1,551.00	1.70
SKYWORKS SOLUTIONS INC	SKKS	685.00	49,806.35	3.97	3.95	356.20	0.72
QUALCOMM INC	QCOM	655.00	49,423.45	3.94	4.41	1,117.20	2.25
KNOWLES CORP	KN	2,035.00	47,924.25	3.82	3.81	0.00	0.00
STARBUCKS CORP	SBUX	565.00	46,358.25	3.70	3.68	723.20	1.55
GILEAD SCIENCES INC	GILD	475.00	44,773.50	3.57	3.55	0.00	0.00
CELGENE CORP	CELG	400.00	44,744.00	3.57	3.46	0.00	0.00
CHIPOTLE MEXICAN GRILL CL A	CMG	65.00	44,493.15	3.55	1.77	0.00	0.00
RED HAT INC	RHT	630.00	43,558.20	3.47	3.47	0.00	0.00





PRECISION CASTPARTS CORP

Account Overview


THE ROBERT F FORD CHARITABLE FOUNDATION

For Year Ending December 31, 2014

Account Number: 491206100
Account Manager: H Penny Knuff
Page 8 of 44

180.00	43,358.40	3.45	3.45	21.60	0.05
	\$505,509.05	40.30	40.23	\$3,769.20	0.75

Nuance Power PDF Trial
www.nuance.com



Account Detail

Account Number: 491206100
Account Manager: H Penny Knuff
Page 9 of 44


THE ROBERT F FORD CHARITABLE FOUNDATION

For Year Ending December 31, 2014

Principal Portfolio: Equities - Common Stock Holdings by Sector

Units	Security	Ticker Symbol	Unit Cost	Total Cost	Unit Price	Market Value	% of Equity Holdings	Unrealized Gain (Loss)	Est. Annual Income	Market Yield (%)
Sector: Energy										
265.00	SCHLUMBERGER LTD	SLB	68.30	18,114.39	85.41	22,633.65	1.80	4,519.26	424.00	1.87
Total Energy				\$18,114.39		\$22,633.65	1.80	\$4,519.26	\$424.00	1.87
Sector: Materials										
540.00	CYTEC INDUSTRIES INC	CYT	44.53	24,046.52	45.17	24,931.80	1.99	885.28	270.00	1.08
Total Materials				\$24,046.52		\$24,931.80	1.99	\$885.28	\$270.00	1.08
Sector: Industrials										
180.00	PRECISION CASTPARTS CORP	PCP	179.34	32,280.77	240.88	43,358.40	3.46	11,077.63	21.60	0.05
190.00	UNITED TECHNOLOGIES CORP	UTX	75.79	14,400.87	115.00	21,850.00	1.74	7,449.13	448.40	2.05
425.00	JACOBS ENGINEERING GROUP INC	JEC	46.17	19,620.83	44.69	18,933.25	1.51	(627.58)	0.00	0.00
325.00	CHICAGO BRIDGE & IRON CO NV NEW YORK	CBI	54.65	17,753.92	41.98	13,643.50	1.09	(4,116.42)	91.00	0.67
215.00	CUMMINS INC	CMH	88.27	18,978.55	144.17	30,596.55	2.47	12,018.00	670.80	0.55
350.00	DANAHER CORP	DHR	27.79	9,724.95	85.71	29,998.50	2.39	20,273.55	140.00	0.47
200.00	KANSAS CITY SOUTHERN	KSI	101.84	20,367.47	122.63	24,406.00	1.95	4,038.53	224.00	0.92
Total Industrials				\$133,133.36		\$183,246.20	14.61	\$80,112.84	\$1,595.80	0.87





Account Detail

Account Number: 491206100
Account Manager: H Penny Knuff
Page 10 of 44

THE ROBERT F FORD CHARITABLE FOUNDATION

For Year Ending December 31, 2014

Principal Portfolio: Equities - Common Stock Holdings by Sector (continued)

Units	Security	Ticker Symbol	Unit Cost	Total Cost	Unit Price	Market Value	% of Equity Holdings	Unrealized Gain (Loss)	Est. Annual Income	Market Yield (%)
Sector: Consumer Disc.										
250.00	POLARIS INDUSTRIES INC	POL	145.41	36,478.40	151.24	37,810.00	3.01	1,331.40	480.00	0.77
350.00	NIKE INC CL B	NKE	27.51	9,629.86	96.15	33,652.50	2.68	24,022.64	392.00	1.16
65.00	CHIPOTLE MEXICAN GRILL CL A	CMG	315.99	20,604.03	684.51	44,493.15	3.55	23,889.12	0.00	0.00
565.00	STARBUCKS CORP	SBUX	72.81	41,136.98	82.05	46,358.25	3.70	5,221.27	723.20	1.56
75.00	NETFLIX INC	NFLX	365.18	27,463.26	341.61	25,520.75	2.04	(1,842.51)	0.00	0.00
Total Consumer Discretionary				\$135,312.73		\$187,934.65	14.98	\$52,621.92	\$1,595.20	0.85
Sector: Consumer Staples										
350.00	MONSTER BEVERAGE CORP	MNST	34.67	12,174.88	108.35	37,922.50	3.02	25,787.62	0.00	0.00
360.00	MEAD JOHNSON NUTRITION COMPANY	MJN	68.63	24,705.80	100.51	36,134.40	2.89	11,488.56	540.00	1.49
Total Consumer Staples				\$36,840.72		\$74,116.90	5.91	\$37,276.18	\$540.00	0.73
Sector: Health Care										
350.00	DEXCOM INC	DXCM	28.32	9,913.44	55.86	19,267.50	1.54	9,354.05	0.00	0.00
2,035.00	KNOWLES CORP	KN	25.83	52,570.94	23.45	47,924.25	3.82	(4,646.74)	0.00	0.00
300.00	CERNER CORP	CERN	56.73	17,018.17	64.66	19,398.00	1.55	2,379.83	0.00	0.00
475.00	EXPRESS SCRIPTS HOLDING CO	ESRX	45.71	21,714.17	84.67	40,218.25	3.21	18,504.08	0.00	0.00
400.00	CELGENE CORP	CELG	27.04	10,817.52	111.86	44,744.00	3.57	33,926.48	0.00	0.00
475.00	GILEAD SCIENCES INC	GILD	11.03	6,635.27	94.26	44,773.50	3.57	38,108.23	0.00	0.00
85.00	REGENERON PHARMACEUTICALS INC	RLGN	274.44	23,327.46	410.25	34,871.25	2.78	11,543.79	0.00	0.00
Total Health Care				\$142,027.02		\$251,196.75	20.03	\$109,169.73	\$0.00	0.00



Account Detail


THE ROBERT F FORD CHARITABLE FOUNDATION


For Year Ending December 31, 2014

Account Number: 491206100
Account Manager: H Penny Knuff
Page 11 of 44

Principal Portfolio: Equities - Common Stock Holdings by Sector (continued)

Units	Security	Ticker Symbol	Unit Cost	Total Cost	Unit Price	Market Value	% of Equity Holdings	Unrealized Gain (Loss)	Est. Annual Income	Market Yield (%)
Sector: Financials										
100.00	SIGNATURE BANK	SNY	122.51	12,251.04	125.96	12,596.00	1.00	344.96	0.00	0.00
545.00	DISCOVER FINANCIAL SERVICES (USD)	DFS	56.88	30,917.42	65.49	35,632.05	2.85	4,694.63	523.20	1.47
Total Financials				\$43,248.46		\$48,288.05	3.85	\$5,039.59	\$523.20	1.08
Sector: Info. Technology										
175.00	FACEBOOK INC CL A	FB	53.19	41,042.05	78.02	13,653.50	1.09	2,611.44	0.00	0.00
1,025.00	FORTINET INC	FINI	24.27	22,825.58	80.95	31,426.50	2.51	8,600.92	0.00	0.00
25.00	GOOGLE INC SER A	GOOGL	213.98	5,493.55	530.66	13,266.50	1.06	7,766.95	0.00	0.00
46.00	GOOGLE INC CL C	GOOG	367.81	16,910.24	526.40	24,214.40	1.93	7,295.16	0.00	0.00
520.00	SALESFORCE.COM INC	CRM	45.16	23,484.16	59.31	30,841.20	2.45	7,357.03	0.00	0.00
440.00	STRATASYS LTD	SSYS	91.36	40,193.68	83.11	36,568.40	2.92	(3,640.88)	0.00	0.00
630.00	RED HAT INC	RHH	50.41	31,756.31	64.94	41,558.20	3.47	11,801.89	0.00	0.00
665.00	QUALCOMM INC	QCOM	47.08	31,307.85	74.53	49,429.45	3.94	18,121.60	1,117.20	0.00
825.00	APPLE INC	AAPL	21.62	17,835.63	109.38	91,063.50	7.26	73,227.87	1,551.00	1.70
685.00	SKYWORKS SOLUTIONS INC	SWKS	21.10	14,456.61	72.71	49,806.35	3.97	35,349.74	356.20	0.72
Total Information Technology				\$215,326.22		\$383,828.00	30.60	\$168,501.78	\$3,024.40	0.79
Sector: Telecommunications										
375.00	AMERICAN TOWER REIT INC	AMT	48.13	18,047.88	98.85	37,068.75	2.96	19,020.87	570.00	1.54
Total Telecommunication Services				\$18,047.88		\$37,068.75	2.96	\$19,020.87	\$570.00	1.54
Total Common Stock				\$766,097.30		\$1,213,244.75	96.73	\$447,147.45	\$8,542.60	0.70





Account Detail

THE ROBERT F FORD CHARITABLE FOUNDATION

For Year Ending December 31, 2014


Account Number: 491206100
Account Manager: H Penny Knuff
Page 12 of 44

Principal Portfolio: Equities - Mutual Funds Holdings by Asset Class

Units	Security	Ticker Symbol	Unit Cost	Total Cost	Unit Price	Market Value	% of Short-Term Holdings	Unrealized Gain (Loss)	Accrued Income	Est. Annual Income	Market Yield (%)
Class: US Small/Mid Cap											
2,115.63	FSS FRANKLIN SMALL CAP GROWTH FUND	FSSAX	19.69	41,654.04	19.39	41,021.97	3.27	(632.07)		0.00	
Total US Small/Mid Cap Funds				\$41,654.04		\$41,021.97	3.27	(\$632.07)		\$0.00	0.00
Total Equity Mutual Funds				\$41,654.04		\$41,021.97	3.27	(\$632.07)		\$0.00	0.00
Grand Total Equities											
				\$807,751.34		\$1,254,266.72	100.00	\$446,515.38		\$8,542.60	0.68

Principal Portfolio: Fixed Income - Short-Term Instruments

Units	Security	Unit Cost	Total Cost	Unit Price	Market Value	% of Short-Term Holdings	Unrealized Gain (Loss)	Accrued Income	Est. Annual Income	Market Yield (%)
U.S. Dollar										
Type: Cash (USD)										
2,346.53	CASH	0.00	2,346.53	0.00	2,346.53	99.97	0.00	0.00	1.17	0.05
Total Cash (U.S. Dollar)			\$2,346.53		\$2,346.53	99.97	\$0.00	\$0.00	\$1.17	0.05
Total U.S. Dollar			\$2,346.53		\$2,346.53	99.97	\$0.00	\$0.00	\$1.17	0.05



Account Detail

THE ROBERT F FORD CHARITABLE FOUNDATION


For Year Ending December 31, 2014

Account Number: 491206100
Account Manager: H Penny Knuff
Page 13 of 44

Principal Portfolio: Fixed Income - Short-Term Instruments (continued)

Units	Security	Unit Cost	Total Cost	Unit Price	Market Value	% of Short-Term Holdings	Unrealized Gain (Loss)	Accrued Income	Est. Annual Income	Market Yield (%)
Swiss Franc										
Type: Cash (CHF)										
0.62	CASH	0.00	0.62	0.00	0.62	0.03	(0.04)	0.00	0.00	0.00
Total Cash (Swiss Franc)			\$0.66		\$0.62	0.03	(\$0.04)	\$0.00	\$0.00	0.00
Total Swiss Franc										
USD 1.00 = (CHF) 0.9342										
EURO										
Type: Cash (EUR)										
0.02	CASH	0.00	0.03	0.00	0.02	0.00	(0.01)	0.00	0.00	0.00
Total Cash (EURO)			\$0.03		\$0.02	0.00	(\$0.01)	\$0.00	\$0.00	0.00
Total EURO										
USD 1.00 = (EUR) 0.82645										
Total Short-Term Instruments			\$2,347.22		\$2,347.17	100.00	(\$0.05)	\$0.00	\$1.17	0.05





Account Detail

THE ROBERT F FORD CHARITABLE FOUNDATION

For Year Ending December 31, 2014

Account Number: 491206100
Account Manager: H Penny Knuff
Page 14 of 44

Income Portfolio: Short-Term Instruments

Units	Security	Unit Cost	Total Cost	Unit Price	Market Value	% of Short-Term Holdings	Unrealized Gain (Loss)	Accrued Income	Est. Annual Income	Market Yield (%)
U.S. Dollar										
Type: Cash (USD)										
19.34	CASH	0.00	19.34	0.00	19.34	8.29	0.00	0.00	0.01	0.05
3.41	TAX RECLAIM RECEIVABLES	0.00	3.41	0.00	3.41	1.46	0.00	0.00	0.00	0.05
			\$22.75		\$22.75	9.75	\$0.00	\$0.00	\$0.01	0.05
Total Cash (U.S. Dollar)										
			\$22.75		\$22.75	9.75	\$0.00	\$0.00	\$0.01	0.05
EURO										
USD 1.00 = (EUR) 0.82645										
Type: Cash (EUR)										
174.00	TAX RECLAIM RECEIVABLES	0.00	226.93	0.00	210.54	90.25	(16.39)	0.00	0.00	0.00
			\$226.93		\$210.54	90.25	(\$16.39)	\$0.00	\$0.00	0.00
Total Cash (EURO)										
			\$226.93		\$210.54	90.25	(\$16.39)	\$0.00	\$0.00	0.00
Total EURO										
			\$226.93		\$210.54	90.25	(\$16.39)	\$0.00	\$0.00	0.00
Total Short-Term Instruments										
			\$249.68		\$233.29	100.00	(\$16.39)	\$0.00	\$0.01	0.05

Account Detail
THE ROBERT F FORD CHARITABLE FOUNDATION

For Year Ending December 31, 2014

Realized Gains & Losses are as of this Year and are categorized as short or long term. Long term is defined as assets held for more than one year. Cost and purchase dates reflect information on file and may not be all inclusive or verified. The cost basis of any limited partnership has not been adjusted to reflect the current capital account. Please consult your tax advisor as appropriate. "Wash Sale Loss Disallowed" refers to transactions with an identical CUSIP in the same account only. Please see the Important Disclosures for additional information.


Units	Security	Date Acquired	Date Sold	Sale Proceeds	Sales Price	Cost / Share	Total Cost	Realized Gain (Loss)
65.00	GILEAD SCIENCES INC	06/17/04	01/23/14	5,175.45	79.64	8.09	525.82	4,650.63
120.00	INTERNATIONAL BUSINESS MACHINES CORP	02/22/11	01/23/14	21,163.59	174.36	163.94	19,673.38	1,490.21
250.00	PEPSICO INC	06/22/12	02/05/14	12,806.70	79.55	68.85	17,212.01	2,674.69
740.00	CORNING INC	01/23/13	02/10/14	13,255.41	18.28	12.23	9,048.42	4,476.99
70.00	GILEAD SCIENCES INC	06/17/04	02/20/14	5,800.15	82.86	8.09	565.26	5,233.93
400.00	INTERFACE INC	01/25/13	02/25/14	7,523.51	18.82	16.46	6,583.20	946.31
300.00	INTERFACE INC	02/01/13	02/25/14	5,047.13	18.85	17.05	5,105.00	541.13
65.00	INTERFACE INC	02/14/13	02/25/14	1,223.55	18.82	17.27	1,122.85	100.69
210.00	CORNING INC	01/23/13	03/06/14	4,115.02	19.60	12.23	2,567.80	1,547.22
105.00	MONSTER BEVERAGE CORP	09/19/12	03/06/14	7,767.96	73.98	53.75	5,643.23	2,124.73
95.00	MONSTER BEVERAGE CORP	08/13/12	03/06/14	7,028.16	73.98	53.33	5,066.45	1,961.70
120.00	EMC CORP	10/28/11	04/24/14	10,693.17	25.46	24.85	10,439.27	253.90
530.00	EMC CORP	03/19/12	01/24/14	13,493.77	25.46	27.61	14,632.25	(1,138.48)
170.00	EMC CORP	02/05/13	04/24/14	4,338.19	25.46	24.74	4,206.38	(121.81)
1,235.00	BANK OF AMERICA CORP	05/07/13	05/13/14	18,499.89	14.98	13.02	16,076.73	2,423.16

Gain / Loss Period : Long-Term

Type: EQUITIES

Account Detail
 THE ROBERT F FORD CHARITABLE FOUNDATION

For Year Ending December 31, 2014



Units	Security	Date Acquired	Date Sold	Sale Proceeds	Sales Price	Cost/ Share	Total Cost	Realized Gain (Loss)
105.00	PRAXAIR INC.	03/22/10	05/13/14	13,757.34	131.02	82.13	8,623.68	5,133.66
60.00	PRAXAIR INC.	04/16/10	05/13/14	7,861.34	131.02	87.73	5,263.99	2,597.35
110.00	SKYWORKS SOLUTIONS INC.	09/20/12	05/13/14	4,674.13	42.49	24.11	2,651.78	2,022.35
195.00	SKYWORKS SOLUTIONS INC.	06/30/11	05/13/14	8,285.97	42.49	23.02	4,488.41	3,797.56
75.00	MEAD JOHNSON NUTRITION COMPANY	07/12/12	06/24/14	6,941.10	92.55	76.94	6,770.82	1,170.28
80.00	MEAD JOHNSON NUTRITION COMPANY	04/14/12	06/24/14	7,403.83	92.55	75.08	6,006.49	1,397.34
45.00	SKYWORKS SOLUTIONS INC.	06/30/11	06/24/14	7,153.04	47.85	23.02	1,035.79	1,117.25
105.00	SKYWORKS SOLUTIONS INC.	04/25/13	06/24/14	5,024.66	47.85	22.18	2,328.83	2,694.93
95.00	AFLAC INC.	03/12/09	08/06/14	5,605.92	59.01	14.54	1,381.04	4,224.88
125.00	AFLAC INC.	06/30/11	08/06/14	7,376.21	59.01	46.74	5,840.94	1,535.27
80.00	AFLAC INC.	08/31/11	08/06/14	4,720.78	59.01	37.70	3,016.18	1,704.60
200.00	AFLAC INC.	10/04/12	08/06/14	11,801.90	59.01	48.35	9,935.16	2,136.78
10.00	CHIPOTLE MEXICAN GRILL CL A	04/14/12	08/06/14	6,730.68	673.06	337.64	3,376.40	3,354.18
10.00	CHIPOTLE MEXICAN GRILL CL A	10/15/12	08/06/14	6,730.58	673.06	232.27	2,982.71	3,747.87
120.00	EXPRESS SCRIPTS HOLDING CO	01/24/13	08/07/14	8,473.06	70.61	53.17	5,379.94	2,093.12
5.00	EXPRESS SCRIPTS HOLDING CO	11/12/12	08/07/14	353.04	70.61	52.52	202.58	90.46
120.00	SKYWORKS SOLUTIONS INC.	04/25/13	08/07/14	6,269.06	52.24	22.18	2,661.51	3,607.55
200.00	VANGUARD FTSE EMERGING MARKETS ETF	11/14/12	08/22/14	8,994.32	44.97	41.12	8,223.50	770.82
200.00	VANGUARD FTSE EMERGING MARKETS ETF	11/14/12	08/22/14	9,027.32	45.14	41.12	8,223.50	803.82
260.00	MONSTER BEVERAGE CORP	08/13/12	09/03/14	23,506.81	90.41	53.33	13,866.11	12,640.70
10.00	MONSTER BEVERAGE CORP	02/14/13	09/03/14	904.11	90.41	47.68	476.76	427.35



Account Detail
THE ROBERT F FORD CHARITABLE FOUNDATION
 For Year Ending December 31, 2014

Fiduciary
Trust
International


Units	Security	Date Acquired	Date Sold	Sale Proceeds	Sales Price	Cost / Share	Total Cost	Realized Gain (Loss)
65 00	MONSTER BEVERAGE CORP	03/20/13	09/03/14	5,876.70	90.41	50.09	3,255.89	2,620.81
15 00	MONSTER BEVERAGE CORP	04/28/12	09/03/14	1,356.15	90.41	45.35	680.23	675.93
20 00	REGENERON PHARMACEUTICALS INC	07/25/13	09/03/14	7,227.31	361.37	269.83	5,396.54	1,830.77
50 00	STRATASYS LTD	07/10/13	09/03/14	5,973.11	119.46	92.32	4,615.78	1,357.33
65 00	STRATASYS LTD	07/09/13	09/03/14	7,765.05	119.46	83.18	5,407.02	2,358.03
20 00	AMAZON COM INC	07/09/10	10/03/14	6,483.69	324.18	116.71	2,334.16	4,149.53
15 00	AMAZON COM INC	10/27/11	10/03/14	4,862.77	324.18	207.31	3,109.70	1,753.07
25 00	AMAZON COM INC	01/28/13	10/03/14	8,104.67	324.18	275.34	6,883.57	1,221.04
10 00	AMAZON COM INC	05/07/13	10/03/14	3,247.84	324.18	257.80	2,578.03	669.81
712 11	FRANKLIN INDIA GROWTH FUND ADV	04/29/10	10/17/14	8,381.48	117.77	9.83	7,000.00	1,381.48
742 31	FRANKLIN INDIA GROWTH FUND ADV	05/17/10	10/17/14	8,737.01	117.77	9.43	7,000.00	1,737.01
37 02	FRANKLIN INDIA GROWTH FUND ADV	12/15/10	10/17/14	428.69	41.77	10.75	397.93	37.76
25 55	FRANKLIN INDIA GROWTH FUND ADV	12/15/11	10/17/14	300.72	11.77	7.74	197.02	103.75
30 00	GILEAD SCIENCES INC	06/17/04	10/23/14	3,282.20	106.74	8.09	242.69	2,939.51
35 00	MONSTER BEVERAGE CORP	11/12/12	10/23/14	3,446.41	98.47	45.35	1,587.21	1,859.20
50 00	CELGENE CORP	06/22/12	12/11/14	5,832.22	115.64	30.80	1,539.83	4,292.39
60 00	DEXCOM INC	09/27/13	12/11/14	3,348.47	55.81	27.08	1,624.78	1,723.69
240 00	SKYWORKS SOLUTIONS INC	04/25/13	12/11/14	16,594.84	69.15	22.18	5,323.03	11,271.81
155 00	TRIMBLE NAVIGATION LTD	11/15/13	12/11/14	4,201.60	27.11	32.31	5,008.81	(807.21)
400 00	TRIMBLE NAVIGATION LTD	11/15/13	12/11/14	10,859.32	27.15	32.31	12,925.96	(2,066.64)
0 00	FSS FRANKLIN SMALL CAP GROWTH FUND	00/00/00	12/12/14	902.23	0.00	0.00	0.00	902.23
70 00	TRIMBLE NAVIGATION LTD	11/15/13	12/12/14	1,901.16	27.16	32.41	2,262.04	(360.88)
35 00	APPLE INC	02/14/13	12/31/14	3,946.95	112.77	66.67	2,343.43	1,603.52

Units	Security	Date Acquired	Date Sold	Sale Proceeds	Sales Price	Cost / Share	Total Cost	Realized Gain (Loss)
15.00	APPLE INC	04/28/13	12/31/14	1,691.55	112.77	58.34	875.16	816.39
2.00	GOOGLE INC Ser A	03/16/07	12/31/14	1,072.96	536.48	219.98	439.96	633.00
20.00	MONSTER BEVERAGE CORP	11/12/12	12/31/14	2,199.20	109.96	45.35	906.97	1,292.23
5.00	MONSTER BEVERAGE CORP	10/23/11	12/31/14	549.80	109.96	43.15	215.73	334.07
				430,968.03			305,087.66	125,880.37
				0.60			0.00	0.00
				430,968.03			305,087.66	125,880.37
				430,968.03			305,087.66	125,880.37
				0.00			0.00	0.00
				430,968.03			305,087.66	125,880.37

Gain / Loss Period : Short-Term

Type: EQUITIES

200 00	PROASSURANCE CORP	09/04/13	02/05/14	9,069.82	45.35	47.25	9,419.62	(379.80)
200 00	PROASSURANCE CORP	09/04/13	02/07/14	8,819.67	44.10	47.25	9,419.62	(629.95)
100 00	EULER HERMES SA (EUR)	05/10/13	02/25/14	12,645.42	126.45	65.52	9,651.59	2,943.83
250 00	INTERFACE INC	04/11/13	02/25/14	4,705.94	18.82	19.39	4,848.40	(142.46)
300 00	CORNING INC	04/11/13	03/03/14	5,878.61	19.60	13.36	4,008.66	1,869.95
650 00	CORNING INC	07/10/13	03/03/14	12,736.98	19.60	14.81	9,624.88	3,112.10
20 00	EULER HERMES SA (EUR)	04/25/13	03/06/14	2,526.10	126.31	89.75	1,794.92	731.18
80 00	EULER HERMES SA (EUR)	04/25/13	03/07/14	10,168.44	127.11	89.75	7,179.67	2,988.77



Account Detail

THE ROBERT F FORD CHARITABLE FOUNDATION

For Year Ending December 31, 2014

Account Number: 491206100
Account Manager: H Penny Knuff
Page 38 of 44

Units	Security	Date Acquired	Date Sold	Sale Proceeds	Sales Price	Cost / Share	Total Cost	Realized Gain (Loss)
90.00	EULER HERMES SA (EUR)	04/25/13	04/10/14	11,105.45	123.39	89.75	8,077.13	3,028.32
55.00	RALPH LAUREN CORP	08/07/13	04/10/14	8,665.53	157.56	177.58	9,766.69	(1,101.16)
30.00	RALPH LAUREN CORP	09/04/13	04/10/14	4,726.65	157.56	167.35	5,020.38	(293.73)
35.00	RALPH LAUREN CORP	04/16/13	04/10/14	5,514.42	157.55	167.39	5,858.63	(344.21)
20.00	RALPH LAUREN CORP	04/04/14	04/01/14	3,151.10	157.55	161.64	3,232.76	(81.66)
210.00	WHOLE FOODS MARKET INC	04/25/14	05/13/14	8,267.82	39.37	112.38	10,998.94	(2,731.12)
100.00	WHOLE FOODS MARKET INC	02/25/14	05/13/14	3,948.91	39.37	112.85	5,284.73	(1,347.82)
220.00	WHOLE FOODS MARKET INC	03/06/14	05/13/14	8,661.21	39.37	114.51	11,991.17	(3,329.96)
110.00	ANADARKO PETROLEUM CORP	08/07/13	05/30/14	11,304.37	102.71	88.71	9,757.73	1,546.64
120.00	ANADARKO PETROLEUM CORP	03/05/14	05/30/14	12,332.04	102.71	86.33	10,359.06	1,972.98
240.00	LULULEMON ATHLETICA INC	05/13/14	05/13/14	8,250.81	34.88	45.34	10,893.22	(2,042.41)
185.00	LULULEMON ATHLETICA INC	05/30/14	05/13/14	6,822.50	36.88	44.85	8,296.36	(1,473.86)
130.00	DEXCOM INC	05/30/14	05/24/14	7,806.45	40.82	34.34	4,464.02	3,342.43
18.00	REGENERON PHARMACEUTICALS INC	05/13/14	09/03/14	6,504.67	361.37	283.36	5,100.53	1,404.04
2.00	REGENERON PHARMACEUTICALS INC	01/29/14	09/03/14	722.73	361.37	283.36	854.49	158.24
5.00	AMAZON.COM INC	02/20/14	10/03/14	1,620.92	324.18	349.44	1,747.21	(126.29)
35.00	BLACKROCK INC	02/05/14	10/17/14	10,989.07	313.97	310.03	10,151.10	837.97
20.00	BLACKROCK INC	02/25/14	10/17/14	6,279.47	313.97	302.67	6,053.32	226.15
20.00	BLACKROCK INC	03/05/14	10/17/14	6,279.47	313.97	308.94	6,178.89	100.58
230.00	MASTERCARD INC-CLASS A	02/05/14	10/17/14	16,419.91	71.39	72.78	16,739.34	(319.43)
65.00	MASTERCARD INC-CLASS A	02/25/14	10/17/14	4,640.41	71.39	76.88	4,997.23	(356.82)
40.00	MASTERCARD INC-CLASS A	04/10/14	10/17/14	2,815.61	71.39	73.82	2,952.70	(137.09)
125.00	MASTERCARD INC-CLASS A	05/27/14	10/17/14	8,923.86	71.39	73.59	9,074.29	(150.43)

Account Detail

THE ROBERT F FORD CHARITABLE FOUNDATION

For Year Ending December 31, 2014



Units	Security	Date Acquired	Date Sold	Proceeds	Sales Price	Cost / Share	Total Cost	Realized Gain (Loss)
195.00	PRICE T ROWE GROUP INC	05/13/14	10/17/14	14,904.74	76.43	81.32	15,855.45	(951.67)
75.00	PRICE T ROWE GROUP INC	05/24/14	10/17/14	5,732.61	76.43	83.15	6,237.29	(504.68)
30.00	PRICE T ROWE GROUP INC	10/08/14	10/17/14	2,293.04	76.43	78.04	2,341.12	(48.08)
140.00	TRIMBLE NAVIGATION LTD	05/14/14	11/05/14	3,807.41	27.20	34.99	4,898.92	(1,091.51)
250.00	TRIMBLE NAVIGATION LTD	08/03/14	11/05/14	6,798.95	27.20	32.66	8,164.85	(1,365.89)
75.00	TRIMBLE NAVIGATION LTD	08/03/14	12/10/14	2,023.74	26.98	32.66	2,449.46	(425.72)
125.00	TRIMBLE NAVIGATION LTD	09/05/14	12/10/14	3,372.90	26.98	30.20	3,774.39	(401.49)
45.00	TRIMBLE NAVIGATION LTD	09/25/14	12/11/14	1,243.87	27.11	30.20	1,358.78	(138.96)
0.00	FSS FRANKLIN SMALL CAP GROWTH FUND	00/00/00	12/12/14	751.82	0.00	0.00	0.00	751.82
20.00	KANSAS CITY SOUTHERN	01/29/14	12/11/14	2,463.00	123.15	102.08	2,041.57	421.43
Total Short-Term Equity Gains (Losses)								3,109.96
Total Short-Term Equity Wash Sale Loss Disallowed								0.00
Total Short-Term Equity Reportable Gains (Losses)								3,109.96
Grand Total of Short-Term Gains (Losses)								3,109.96
Grand Total of Short-Term Wash Sale Loss Disallowed								0.00
Grand Total of Short-Term Reportable Gains (Losses)								3,109.96
Grand Total of Realized Gains (Losses)				\$704,768.11			\$575,777.78	\$128,990.33
Grand Total of Wash Sale Loss Disallowed				\$0.00			\$0.00	\$0.00
Grand Total of Reportable Gains (Losses)				\$704,768.11			\$575,777.78	\$128,990.33

