



See a Social Security Number? Say Something!
Report Privacy Problems to <https://public.resource.org/privacy>
Or call the IRS Identity Theft Hotline at 1-800-908-4490



Form 990-PF

Department of the Treasury
Internal Revenue Serviceended to November 16, 201
Return of Private Foundation

or Section 4947(a)(1) Trust Treated as Private Foundation

Do not enter social security numbers on this form as it may be made public.
Information about Form 990-PF and its separate instructions is at www.irs.gov/form990pf.

OMB No 1545-0052

2014

Open to Public Inspection

For calendar year 2014 or tax year beginning

, and ending

Name of foundation MARC E. LELAND FOUNDATION		A Employer identification number 95-4078342
Number and street (or P.O. box number if mail is not delivered to street address) 433 AIRPORT BLVD.	Room/suite 225	B Telephone number 415-352-2501
City or town, state or province, country, and ZIP or foreign postal code BURLINGAME, CA 94010		C If exemption application is pending, check here <input type="checkbox"/>
G Check all that apply: <input type="checkbox"/> Initial return <input type="checkbox"/> Final return <input type="checkbox"/> Address change <input type="checkbox"/> Initial return of a former public charity <input type="checkbox"/> Amended return <input type="checkbox"/> Name change		D 1. Foreign organizations, check here <input type="checkbox"/> 2. Foreign organizations meeting the 85% test, check here and attach computation <input type="checkbox"/>
H Check type of organization: <input checked="" type="checkbox"/> Section 501(c)(3) exempt private foundation <input type="checkbox"/> Section 4947(a)(1) nonexempt charitable trust <input type="checkbox"/> Other taxable private foundation		E If private foundation status was terminated under section 507(b)(1)(A), check here <input type="checkbox"/>
I Fair market value of all assets at end of year (from Part II, col. (c), line 16) \$ 1,158,854. (Part I, column (d) must be on cash basis.)	J Accounting method: <input checked="" type="checkbox"/> Cash <input type="checkbox"/> Accrual <input type="checkbox"/> Other (specify) _____	F If the foundation is in a 60-month termination under section 507(b)(1)(B), check here <input type="checkbox"/>


Part I Analysis of Revenue and Expenses (The total of amounts in columns (b), (c), and (d) may not necessarily equal the amounts in column (a).)		(a) Revenue and expenses per books	(b) Net investment income	(c) Adjusted net income	(d) Disbursements for charitable purposes (cash basis only)
1 Contributions, gifts, grants, etc., received		1,107,489.		N/A	
2 Check <input checked="" type="checkbox"/> if the foundation is not required to attach Sch B					
3 Interest on savings and temporary cash investments		66.	66.		Statement 2
4 Dividends and interest from securities		28,518.	28,518.		Statement 3
5a Gross rents					
b Net rental income or (loss)					
6a Net gain or (loss) from sale of assets not on line 10		-41,463.			Statement 1
b Gross sales price for all assets on line 6a	2,052,541.				
7 Capital gain net income (from Part IV, line 2)			644,849.		
8 Net short-term capital gain					
9 Income modifications					
10a Gross sales less returns and allowances					
b Less: Cost of goods sold					
c Gross profit or (loss)					
11 Other income					
12 Total. Add lines 1 through 11		1,094,610.	673,433.		
13 Compensation of officers, directors, trustees, etc		0.	0.		0.
14 Other employee salaries and wages					
15 Pension plans, employee benefits					
16a Legal fees					
b Accounting fees					
c Other professional fees					
17 Interest					
18 Taxes Stmt 4		69.	69.		0.
19 Depreciation and depletion					
20 Occupancy					
21 Travel, conferences, and meetings					
22 Printing and publications					
23 Other expenses Stmt 5		8.	8.		0.
24 Total operating and administrative expenses. Add lines 13 through 23		77.	77.		0.
25 Contributions, gifts, grants paid		225,200.			225,200.
26 Total expenses and disbursements. Add lines 24 and 25		225,277.	77.		225,200.
27 Subtract line 26 from line 12:					
a Excess of revenue over expenses and disbursements		869,333.			
b Net investment income (if negative, enter -0-)			673,356.		
c Adjusted net income (if negative, enter -0-)				N/A	

423501
11-24-14

LHA For Paperwork Reduction Act Notice, see instructions.

Form 990-PF (2014)

SCANNED DEC 01 2015



Part II Balance Sheets		Attached schedules and amounts in the description column should be for end-of-year amounts only		Beginning of year	End of year	
				(a) Book Value	(b) Book Value	(c) Fair Market Value
Assets	1	Cash - non-interest-bearing				
	2	Savings and temporary cash investments		4,202.	259,352.	259,352.
	3	Accounts receivable ▶				
		Less: allowance for doubtful accounts ▶				
	4	Pledges receivable ▶				
		Less: allowance for doubtful accounts ▶				
	5	Grants receivable				
	6	Receivables due from officers, directors, trustees, and other disqualified persons				
	7	Other notes and loans receivable ▶				
		Less: allowance for doubtful accounts ▶				
	8	Inventories for sale or use				
	9	Prepaid expenses and deferred charges				
	10a	Investments - U.S. and state government obligations				
	b	Investments - corporate stock Stmt 6	273,811.	574,087.	555,341.	
	c	Investments - corporate bonds Stmt 7	0.	343,390.	344,161.	
	11	Investments - land, buildings, and equipment basis ▶				
	Less accumulated depreciation ▶					
12	Investments - mortgage loans					
13	Investments - other					
14	Land, buildings, and equipment; basis ▶					
	Less accumulated depreciation ▶					
15	Other assets (describe ▶)					
16	Total assets (to be completed by all filers - see the instructions. Also, see page 1, item I)		278,013.	1,176,829.	1,158,854.	
Liabilities	17	Accounts payable and accrued expenses				
	18	Grants payable				
	19	Deferred revenue				
	20	Loans from officers, directors, trustees, and other disqualified persons				
	21	Mortgages and other notes payable				
	22	Other liabilities (describe ▶)				
23	Total liabilities (add lines 17 through 22)		0.	0.		
Net Assets or Fund Balances	Foundations that follow SFAS 117, check here ▶ <input type="checkbox"/>					
	and complete lines 24 through 26 and lines 30 and 31.					
	24	Unrestricted				
	25	Temporarily restricted				
	26	Permanently restricted				
	Foundations that do not follow SFAS 117, check here ▶ <input checked="" type="checkbox"/>					
	and complete lines 27 through 31.					
	27	Capital stock, trust principal, or current funds	278,013.	1,176,829.		
	28	Paid-in or capital surplus, or land, bldg., and equipment fund	0.	0.		
29	Retained earnings, accumulated income, endowment, or other funds	0.	0.			
30	Total net assets or fund balances	278,013.	1,176,829.			
31	Total liabilities and net assets/fund balances	278,013.	1,176,829.			

Part III Analysis of Changes in Net Assets or Fund Balances

1	Total net assets or fund balances at beginning of year - Part II, column (a), line 30 (must agree with end-of-year figure reported on prior year's return)	1	278,013.
2	Enter amount from Part I, line 27a	2	869,333.
3	Other increases not included in line 2 (itemize) ▶ DIVIDENDS NOT RECORDED ON BOOK	3	29,483.
4	Add lines 1, 2, and 3	4	1,176,829.
5	Decreases not included in line 2 (itemize) ▶	5	0.
6	Total net assets or fund balances at end of year (line 4 minus line 5) - Part II, column (b), line 30	6	1,176,829.

Form 990-PF (2014)

Part IV Capital Gains and Losses for Tax on Investment Income

(a) List and describe the kind(s) of property sold (e.g., real estate, 2-story brick warehouse; or common stock, 200 shs. MLC Co.)	(b) How acquired P - Purchase D - Donation	(c) Date acquired (mo., day, yr.)	(d) Date sold (mo., day, yr.)
1a			
b See Attached Statements			
c			
d			
e			

(e) Gross sales price	(f) Depreciation allowed (or allowable)	(g) Cost or other basis plus expense of sale	(h) Gain or (loss) (e) plus (f) minus (g)
a			
b			
c			
d			
e 2,052,541.		1,407,692.	644,849.

Complete only for assets showing gain in column (h) and owned by the foundation on 12/31/69

(i) F.M.V. as of 12/31/69	(j) Adjusted basis as of 12/31/69	(k) Excess of col. (i) over col. (j), if any	(l) Gains (Col. (h) gain minus col. (k), but not less than -0-) or Losses (from col. (h))
a			
b			
c			
d			
e			644,849.

2 Capital gain net income or (net capital loss)	<div> <div>If gain, also enter in Part I, line 7</div> <div>If (loss), enter -0- in Part I, line 7</div> </div>	2	644,849.
3 Net short-term capital gain or (loss) as defined in sections 1222(5) and (6): If gain, also enter in Part I, line 8, column (c). If (loss), enter -0- in Part I, line 8		3	N/A

Part V Qualification Under Section 4940(e) for Reduced Tax on Net Investment Income

(For optional use by domestic private foundations subject to the section 4940(a) tax on net investment income.)

If section 4940(d)(2) applies, leave this part blank.

Was the foundation liable for the section 4942 tax on the distributable amount of any year in the base period?

☐ Yes ☒ No

If "Yes," the foundation does not qualify under section 4940(e). Do not complete this part.

1 Enter the appropriate amount in each column for each year; see the instructions before making any entries.

(a) Base period years Calendar year (or tax year beginning in)	(b) Adjusted qualifying distributions	(c) Net value of noncharitable-use assets	(d) Distribution ratio (col. (b) divided by col. (c))
2013	198,270.	223,961.	.885288
2012	200,187.	211,724.	.945509
2011	77,036.	175,530.	.438877
2010	235,750.	116,102.	2.030542
2009	91,683.	97,852.	.936956

2 Total of line 1, column (d)	2	5.237172
3 Average distribution ratio for the 5-year base period - divide the total on line 2 by 5, or by the number of years the foundation has been in existence if less than 5 years	3	1.047434
4 Enter the net value of noncharitable-use assets for 2014 from Part X, line 5	4	1,033,868.
5 Multiply line 4 by line 3	5	1,082,908.
6 Enter 1% of net investment income (1% of Part I, line 27b)	6	6,734.
7 Add lines 5 and 6	7	1,089,642.
8 Enter qualifying distributions from Part XII, line 4	8	225,200.

If line 8 is equal to or greater than line 7, check the box in Part VI, line 1b, and complete that part using a 1% tax rate.
See the Part VI instructions.

Part VI Excise Tax Based on Investment Income (Section 4940(a), 4940(b), 4940(e), or 4948 - see instructions)

1a Exempt operating foundations described in section 4940(d)(2), check here <input type="checkbox"/> and enter "N/A" on line 1. Date of ruling or determination letter: _____ (attach copy of letter if necessary-see instructions)			
b Domestic foundations that meet the section 4940(e) requirements in Part V, check here <input type="checkbox"/> and enter 1% of Part I, line 27b		1	13,467.
c All other domestic foundations enter 2% of line 27b. Exempt foreign organizations enter 4% of Part I, line 12, col. (b).			
2 Tax under section 511 (domestic section 4947(a)(1) trusts and taxable foundations only. Others enter -0-)		2	0.
3 Add lines 1 and 2		3	13,467.
4 Subtitle A (income) tax (domestic section 4947(a)(1) trusts and taxable foundations only. Others enter -0-)		4	0.
5 Tax based on investment income. Subtract line 4 from line 3. If zero or less, enter -0-		5	13,467.
6 Credits/Payments:			
a 2014 estimated tax payments and 2013 overpayment credited to 2014	6a		
b Exempt foreign organizations - tax withheld at source	6b		
c Tax paid with application for extension of time to file (Form 8868)	6c		
d Backup withholding erroneously withheld	6d		
7 Total credits and payments. Add lines 6a through 6d	7		0.
8 Enter any penalty for underpayment of estimated tax. Check here <input type="checkbox"/> if Form 2220 is attached	8		28.
9 Tax due. If the total of lines 5 and 8 is more than line 7, enter amount owed	9		13,495.
10 Overpayment. If line 7 is more than the total of lines 5 and 8, enter the amount overpaid	10		
11 Enter the amount of line 10 to be: Credited to 2015 estimated tax <input type="checkbox"/> Refunded <input type="checkbox"/>	11		

Part VII-A Statements Regarding Activities

	Yes	No
1a During the tax year, did the foundation attempt to influence any national, state, or local legislation or did it participate or intervene in any political campaign?		X
1b Did it spend more than \$100 during the year (either directly or indirectly) for political purposes (see instructions for the definition)? If the answer is "Yes" to 1a or 1b, attach a detailed description of the activities and copies of any materials published or distributed by the foundation in connection with the activities		X
c Did the foundation file Form 1120-POL for this year?		X
d Enter the amount (if any) of tax on political expenditures (section 4955) imposed during the year: (1) On the foundation. <input type="checkbox"/> \$ 0. (2) On foundation managers. <input type="checkbox"/> \$ 0.		
e Enter the reimbursement (if any) paid by the foundation during the year for political expenditure tax imposed on foundation managers. <input type="checkbox"/> \$ 0.		
2 Has the foundation engaged in any activities that have not previously been reported to the IRS? If "Yes," attach a detailed description of the activities		X
3 Has the foundation made any changes, not previously reported to the IRS, in its governing instrument, articles of incorporation, or bylaws, or other similar instruments? If "Yes," attach a conformed copy of the changes		X
4a Did the foundation have unrelated business gross income of \$1,000 or more during the year?		X
b If "Yes," has it filed a tax return on Form 990-T for this year?		
5 Was there a liquidation, termination, dissolution, or substantial contraction during the year? If "Yes," attach the statement required by General Instruction T.		X
6 Are the requirements of section 508(e) (relating to sections 4941 through 4945) satisfied either: • By language in the governing instrument, or • By state legislation that effectively amends the governing instrument so that no mandatory directions that conflict with the state law remain in the governing instrument?		X
7 Did the foundation have at least \$5,000 in assets at any time during the year? If "Yes," complete Part II, col. (c), and Part XV	X	
8a Enter the states to which the foundation reports or with which it is registered (see instructions) <input type="checkbox"/> CA		
b If the answer is "Yes" to line 7, has the foundation furnished a copy of Form 990-PF to the Attorney General (or designate) of each state as required by General Instruction G? If "No," attach explanation	X	
9 Is the foundation claiming status as a private operating foundation within the meaning of section 4942(j)(3) or 4942(j)(5) for calendar year 2014 or the taxable year beginning in 2014 (see instructions for Part XIV)? If "Yes," complete Part XIV		X
10 Did any persons become substantial contributors during the tax year? If "Yes," attach a schedule listing their names and addresses		X

N/A

Form 990-PF (2014)

Part VII-A Statements Regarding Activities (continued)

11	At any time during the year, did the foundation, directly or indirectly, own a controlled entity within the meaning of section 512(b)(13)? If "Yes," attach schedule (see instructions)	11		X
12	Did the foundation make a distribution to a donor advised fund over which the foundation or a disqualified person had advisory privileges? If "Yes," attach statement (see instructions)	12		X
13	Did the foundation comply with the public inspection requirements for its annual returns and exemption application?	13		X

Website address **▶ N/A**

14 The books are in care of **▶ MATTHEW A. HALL, CPA** Telephone no. **▶ 650-722-2672**
 Located at **▶ 433 AIRPORT BLVD, #225, BURLINGAME, CA** ZIP+4 **▶ 94010**

15 Section 4947(a)(1) nonexempt charitable trusts filing Form 990-PF in lieu of Form 1041 - Check here **▶** ☐
 and enter the amount of tax-exempt interest received or accrued during the year **▶ 15** **N/A**

16 At any time during calendar year 2014, did the foundation have an interest in or a signature or other authority over a bank, securities, or other financial account in a foreign country? **16** **Yes** **No**
 See the instructions for exceptions and filing requirements for FinCEN Form 114, (formerly TD F 90-22.1). If "Yes," enter the name of the foreign country **▶** **X**

Part VII-B Statements Regarding Activities for Which Form 4720 May Be Required

File Form 4720 if any item is checked in the "Yes" column, unless an exception applies.

		Yes	No
1a	During the year did the foundation (either directly or indirectly):		
(1)	Engage in the sale or exchange, or leasing of property with a disqualified person? <input type="checkbox"/> Yes <input checked="" type="checkbox"/> No		
(2)	Borrow money from, lend money to, or otherwise extend credit to (or accept it from) a disqualified person? <input type="checkbox"/> Yes <input checked="" type="checkbox"/> No		
(3)	Furnish goods, services, or facilities to (or accept them from) a disqualified person? <input type="checkbox"/> Yes <input checked="" type="checkbox"/> No		
(4)	Pay compensation to, or pay or reimburse the expenses of, a disqualified person? <input type="checkbox"/> Yes <input checked="" type="checkbox"/> No		
(5)	Transfer any income or assets to a disqualified person (or make any of either available for the benefit or use of a disqualified person)? <input type="checkbox"/> Yes <input checked="" type="checkbox"/> No		
(6)	Agree to pay money or property to a government official? (Exception. Check "No" if the foundation agreed to make a grant to or to employ the official for a period after termination of government service, if terminating within 90 days.) <input type="checkbox"/> Yes <input checked="" type="checkbox"/> No		
b	If any answer is "Yes" to 1a(1)-(6), did any of the acts fail to qualify under the exceptions described in Regulations section 53.4941(d)-3 or in a current notice regarding disaster assistance (see instructions)? N/A Organizations relying on a current notice regarding disaster assistance check here ▶ <input type="checkbox"/>	1b	
c	Did the foundation engage in a prior year in any of the acts described in 1a, other than excepted acts, that were not corrected before the first day of the tax year beginning in 2014?	1c	X
2	Taxes on failure to distribute income (section 4942) (does not apply for years the foundation was a private operating foundation defined in section 4942(j)(3) or 4942(j)(5)):		
a	At the end of tax year 2014, did the foundation have any undistributed income (lines 6d and 6e, Part XIII) for tax year(s) beginning before 2014? <input type="checkbox"/> Yes <input checked="" type="checkbox"/> No If "Yes," list the years ▶ _____, _____, _____, _____		
b	Are there any years listed in 2a for which the foundation is not applying the provisions of section 4942(a)(2) (relating to incorrect valuation of assets) to the year's undistributed income? (If applying section 4942(a)(2) to all years listed, answer "No" and attach statement - see instructions.) N/A	2b	
c	If the provisions of section 4942(a)(2) are being applied to any of the years listed in 2a, list the years here. ▶ _____, _____, _____, _____		
3a	Did the foundation hold more than a 2% direct or indirect interest in any business enterprise at any time during the year? <input type="checkbox"/> Yes <input checked="" type="checkbox"/> No		
b	If "Yes," did it have excess business holdings in 2014 as a result of (1) any purchase by the foundation or disqualified persons after May 26, 1969; (2) the lapse of the 5-year period (or longer period approved by the Commissioner under section 4943(c)(7)) to dispose of holdings acquired by gift or bequest; or (3) the lapse of the 10-, 15-, or 20-year first phase holding period? (Use Schedule C, Form 4720, to determine if the foundation had excess business holdings in 2014.) N/A	3b	
4a	Did the foundation invest during the year any amount in a manner that would jeopardize its charitable purposes?	4a	X
b	Did the foundation make any investment in a prior year (but after December 31, 1969) that could jeopardize its charitable purpose that had not been removed from jeopardy before the first day of the tax year beginning in 2014?	4b	X

Form 990-PF (2014)

Part VII-B Statements Regarding Activities for Which Form 4720 May Be Required (continued)

5a During the year did the foundation pay or incur any amount to:

(1) Carry on propaganda, or otherwise attempt to influence legislation (section 4945(e))?

☐ Yes ☒ No

(2) Influence the outcome of any specific public election (see section 4955); or to carry on, directly or indirectly, any voter registration drive?

☐ Yes ☒ No

(3) Provide a grant to an individual for travel, study, or other similar purposes?

☐ Yes ☒ No

(4) Provide a grant to an organization other than a charitable, etc., organization described in section 4945(d)(4)(A)? (see instructions)

☐ Yes ☒ No

(5) Provide for any purpose other than religious, charitable, scientific, literary, or educational purposes, or for the prevention of cruelty to children or animals?

☐ Yes ☒ No

b If any answer is "Yes" to 5a(1)-(5), did any of the transactions fail to qualify under the exceptions described in Regulations section 53.4945 or in a current notice regarding disaster assistance (see instructions)?

N/A

5b

Organizations relying on a current notice regarding disaster assistance check here

☒

c If the answer is "Yes" to question 5a(4), does the foundation claim exemption from the tax because it maintained expenditure responsibility for the grant?

N/A

☐ Yes ☐ No

If "Yes," attach the statement required by Regulations section 53.4945-5(d).

6a Did the foundation, during the year, receive any funds, directly or indirectly, to pay premiums on a personal benefit contract?

☐ Yes ☒ No

6b

X

b Did the foundation, during the year, pay premiums, directly or indirectly, on a personal benefit contract?

If "Yes" to 6b, file Form 8870.

☐ Yes ☒ No

7b

7a At any time during the tax year, was the foundation a party to a prohibited tax shelter transaction?

☐ Yes ☒ No

b If "Yes," did the foundation receive any proceeds or have any net income attributable to the transaction?

N/A

Part VIII Information About Officers, Directors, Trustees, Foundation Managers, Highly Paid Employees, and Contractors

1 List all officers, directors, trustees, foundation managers and their compensation.

(a) Name and address	(b) Title, and average hours per week devoted to position	(c) Compensation (If not paid, enter -0-)	(d) Contributions to employee benefit plans and deferred compensation	(e) Expense account, other allowances
MARC E. LELAND 433 AIRPORT BLVD. #225, BURLINGAME, CA	PRESIDENT	0.00	0.	0.
OLIVIA LELAND 433 AIRPORT BLVD. #225, BURLINGAME, CA	SECRETARY	0.00	0.	0.
MATTHEW A. HALL 433 AIRPORT BLVD. #225, BURLINGAME, CA	TREASURER	0.00	0.	0.

2 Compensation of five highest-paid employees (other than those included on line 1). If none, enter "NONE."

(a) Name and address of each employee paid more than \$50,000	(b) Title, and average hours per week devoted to position	(c) Compensation	(d) Contributions to employee benefit plans and deferred compensation	(e) Expense account, other allowances
NONE				

Total number of other employees paid over \$50,000

0

Form 990-PF (2014)

Part X**Minimum Investment Return** (All domestic foundations must complete this part. Foreign foundations, see instructions.)

1	Fair market value of assets not used (or held for use) directly in carrying out charitable, etc., purposes:		
a	Average monthly fair market value of securities	1a	825,141.
b	Average of monthly cash balances	1b	224,471.
c	Fair market value of all other assets	1c	
d	Total (add lines 1a, b, and c)	1d	1,049,612.
e	Reduction claimed for blockage or other factors reported on lines 1a and 1c (attach detailed explanation)	1e	0.
2	Acquisition indebtedness applicable to line 1 assets	2	0.
3	Subtract line 2 from line 1d	3	1,049,612.
4	Cash deemed held for charitable activities. Enter 1 1/2% of line 3 (for greater amount, see instructions)	4	15,744.
5	Net value of noncharitable-use assets. Subtract line 4 from line 3. Enter here and on Part V, line 4	5	1,033,868.
6	Minimum investment return. Enter 5% of line 5	6	51,693.

Part XI**Distributable Amount** (see instructions) (Section 4942(j)(3) and (j)(5) private operating foundations and certain foreign organizations check here ☐ and do not complete this part.)

1	Minimum investment return from Part X, line 6	1	51,693.
2a	Tax on investment income for 2014 from Part VI, line 5	2a	13,467.
b	Income tax for 2014. (This does not include the tax from Part VI.)	2b	
c	Add lines 2a and 2b	2c	13,467.
3	Distributable amount before adjustments. Subtract line 2c from line 1	3	38,226.
4	Recoveries of amounts treated as qualifying distributions	4	0.
5	Add lines 3 and 4	5	38,226.
6	Deduction from distributable amount (see instructions)	6	0.
7	Distributable amount as adjusted. Subtract line 6 from line 5. Enter here and on Part XIII, line 1	7	38,226.

Part XII**Qualifying Distributions** (see instructions)

1	Amounts paid (including administrative expenses) to accomplish charitable, etc., purposes:		
a	Expenses, contributions, gifts, etc. - total from Part I, column (d), line 26	1a	225,200.
b	Program-related investments - total from Part IX-B	1b	0.
2	Amounts paid to acquire assets used (or held for use) directly in carrying out charitable, etc., purposes	2	
3	Amounts set aside for specific charitable projects that satisfy the:		
a	Suitability test (prior IRS approval required)	3a	
b	Cash distribution test (attach the required schedule)	3b	
4	Qualifying distributions. Add lines 1a through 3b. Enter here and on Part V, line 8, and Part XIII, line 4	4	225,200.
5	Foundations that qualify under section 4940(e) for the reduced rate of tax on net investment income. Enter 1% of Part I, line 27b	5	0.
6	Adjusted qualifying distributions. Subtract line 5 from line 4	6	225,200.

Note. The amount on line 6 will be used in Part V, column (b), in subsequent years when calculating whether the foundation qualifies for the section 4940(e) reduction of tax in those years.

Form 990-PF (2014)

Part XIII Undistributed Income (see instructions)

	(a) Corpus	(b) Years prior to 2013	(c) 2013	(d) 2014
1 Distributable amount for 2014 from Part XI, line 7				38,226.
2 Undistributed income, if any, as of the end of 2014				
a Enter amount for 2013 only			0.	
b Total for prior years:		0.		
3 Excess distributions carryover, if any, to 2014:				
a From 2009	88,741.			
b From 2010	233,783.			
c From 2011	68,754.			
d From 2012	191,125.			
e From 2013	188,311.			
f Total of lines 3a through e	770,714.			
4 Qualifying distributions for 2014 from Part XII, line 4: ► \$ 225,200.				
a Applied to 2013, but not more than line 2a			0.	
b Applied to undistributed income of prior years (Election required - see instructions)		0.		
c Treated as distributions out of corpus (Election required - see instructions)	0.			
d Applied to 2014 distributable amount				38,226.
e Remaining amount distributed out of corpus	186,974.			
5 Excess distributions carryover applied to 2014 (If an amount appears in column (d), the same amount must be shown in column (a).)	0.			0.
6 Enter the net total of each column as indicated below:	957,688.			
a Corpus. Add lines 3f, 4c, and 4e. Subtract line 5				
b Prior years' undistributed income. Subtract line 4b from line 2b		0.		
c Enter the amount of prior years' undistributed income for which a notice of deficiency has been issued, or on which the section 4942(a) tax has been previously assessed		0.		
d Subtract line 6c from line 6b. Taxable amount - see instructions		0.		
e Undistributed income for 2013. Subtract line 4a from line 2a. Taxable amount - see instr.			0.	
f Undistributed income for 2014. Subtract lines 4d and 5 from line 1. This amount must be distributed in 2015				0.
7 Amounts treated as distributions out of corpus to satisfy requirements imposed by section 170(b)(1)(F) or 4942(g)(3) (Election may be required - see instructions)	0.			
8 Excess distributions carryover from 2009 not applied on line 5 or line 7	88,741.			
9 Excess distributions carryover to 2015. Subtract lines 7 and 8 from line 6a	868,947.			
10 Analysis of line 9:				
a Excess from 2010	233,783.			
b Excess from 2011	68,754.			
c Excess from 2012	191,125.			
d Excess from 2013	188,311.			
e Excess from 2014	186,974.			

Part XV Supplementary Information (continued)**3 Grants and Contributions Paid During the Year or Approved for Future Payment**

Recipient Name and address (home or business)	If recipient is an individual, show any relationship to any foundation manager or substantial contributor	Foundation status of recipient	Purpose of grant or contribution * *	Amount
a Paid during the year				
AFIM			UNRESTRICTED	2,000.
AMERICAN ASSOCIATION OF THE NATIONAL THEATRE			UNRESTRICTED	6,600.
AMERICAN ASSOCIATION OF THE ROYAL ACADAMEY			UNRESTRICTED	8,000.
AMERICAN FRIENDS OF THE JEWISH MUSEUM PO BOX 237 MOORETOWN, NJ 08057			UNRESTRICTED	2,000.
AMERICAN FRIENDS OF THE NATIONAL GALLERY 275 MADISON AVE #401 NEW YORK, NY 10016			UNRESTRICTED	4,500.
Total	See continuation sheet(s)			225,200.
b Approved for future payment				
None				
Total				0.

Part XVI-A Analysis of Income-Producing Activities

Enter gross amounts unless otherwise indicated.

Enter gross amounts unless otherwise indicated.		Unrelated business income		Excluded by section 512, 513, or 514		(e) Related or exempt function income
	(a) Business code	(b) Amount	(c) Exclu- sion code	(d) Amount		
1 Program service revenue:						
a _____						
b _____						
c _____						
d _____						
e _____						
f _____						
g Fees and contracts from government agencies						
2 Membership dues and assessments						
3 Interest on savings and temporary cash investments			14	66.		
4 Dividends and interest from securities			14	28,518.		
5 Net rental income or (loss) from real estate:						
a Debt-financed property						
b Not debt-financed property						
6 Net rental income or (loss) from personal property						
7 Other investment income						
8 Gain or (loss) from sales of assets other than inventory			18			-41,463.
9 Net income or (loss) from special events						
10 Gross profit or (loss) from sales of inventory						
11 Other revenue:						
a _____						
b _____						
c _____						
d _____						
e _____						
12 Subtotal. Add columns (b), (d), and (e)		0.		28,584.		-41,463.
13 Total. Add line 12, columns (b), (d), and (e)					13	-12,879.

(See worksheet in line 13 instructions to verify calculations.)

Part XVI-B Relationship of Activities to the Accomplishment of Exempt Purposes

[illegible]

Part XVII	Information Regarding Transfers To and Transactions and Relationships With Noncharitable Exempt Organizations
------------------	--

		Yes	No
1	Did the organization directly or indirectly engage in any of the following with any other organization described in section 501(c) of the Code (other than section 501(c)(3) organizations) or in section 527, relating to political organizations?		
a	Transfers from the reporting foundation to a noncharitable exempt organization of:		
	(1) Cash	1a(1)	X
	(2) Other assets	1a(2)	X
b	Other transactions:		
	(1) Sales of assets to a noncharitable exempt organization	1b(1)	X
	(2) Purchases of assets from a noncharitable exempt organization	1b(2)	X
	(3) Rental of facilities, equipment, or other assets	1b(3)	X
	(4) Reimbursement arrangements	1b(4)	X
	(5) Loans or loan guarantees	1b(5)	X
	(6) Performance of services or membership or fundraising solicitations	1b(6)	X
c	Sharing of facilities, equipment, mailing lists, other assets, or paid employees	1c	X
d	If the answer to any of the above is "Yes," complete the following schedule. Column (b) should always show the fair market value of the goods, other assets, or services given by the reporting foundation. If the foundation received less than fair market value in any transaction or sharing arrangement, show in column (d) the value of the goods, other assets, or services received.		




[illegible]

2a Is the foundation directly or indirectly affiliated with, or related to, one or more tax-exempt organizations described in section 501(c) of the Code (other than section 501(c)(3)) or in section 527?

☐ Yes ☒ No

b If "Yes," complete the following schedule.

(a) Name of organization	(b) Type of organization	(c) Description of relationship
N/A		

Sign Here	Under penalties of perjury, I declare that I have examined this return, including accompanying schedules and statements, and to the best of my knowledge and belief, it is true, correct, and complete. Declaration of preparer (other than taxpayer) is based on all information of which preparer has any knowledge.				May the IRS discuss this return with the preparer shown below (see instr.)? <input type="checkbox"/> Yes <input type="checkbox"/> No
	 Signature of officer or trustee		11/16/15 Date		
Paid Preparer Use Only	Print type preparer's name  Firm's name ▶ MATTHEW A. HALL, CPA		Preparer's signature  Firm's EIN ▶		Date 11/16/15
	Check <input checked="" type="checkbox"/> if self-employed		PTIN P0148749Z		
	Firm's address ▶ ONE EMBARCADERO CENTER, SUITE 1350 SAN FRANCISCO, CA 94111		Phone no. (415) 352-2501		

Form **990-PF** (2014)

Schedule B(Form 990, 990-EZ,
or 990-PF)Department of the Treasury
Internal Revenue Service**Schedule of Contributors**

▶ Attach to Form 990, Form 990-EZ, or Form 990-PF.
▶ Information about Schedule B (Form 990, 990-EZ, or 990-PF) and
its instructions is at www.irs.gov/form990.

OMB No 1545-0047

2014

Name of the organization

MARC E. LELAND FOUNDATION

Employer identification number

95-4078342

Organization type (check one):

Filers of:

Section:

Form 990 or 990-EZ

☐ 501(c)() (enter number) organization☐ 4947(a)(1) nonexempt charitable trust **not** treated as a private foundation☐ 527 political organization

Form 990-PF

☒ 501(c)(3) exempt private foundation☐ 4947(a)(1) nonexempt charitable trust treated as a private foundation☐ 501(c)(3) taxable private foundationCheck if your organization is covered by the **General Rule** or a **Special Rule**.**Note.** Only a section 501(c)(7), (8), or (10) organization can check boxes for both the General Rule and a Special Rule. See instructions.**General Rule**

- ☒ For an organization filing Form 990, 990-EZ, or 990-PF that received, during the year, contributions totaling \$5,000 or more (in money or property) from any one contributor. Complete Parts I and II. See instructions for determining a contributor's total contributions.

Special Rules

- ☐ For an organization described in section 501(c)(3) filing Form 990 or 990-EZ that met the 33 1/3% support test of the regulations under sections 509(a)(1) and 170(b)(1)(A)(vi), that checked Schedule A (Form 990 or 990-EZ), Part II, line 13, 16a, or 16b, and that received from any one contributor, during the year, total contributions of the greater of (1) \$5,000 or (2) 2% of the amount on (i) Form 990, Part VIII, line 1h, or (ii) Form 990-EZ, line 1. Complete Parts I and II
- ☐ For an organization described in section 501(c)(7), (8), or (10) filing Form 990 or 990-EZ that received from any one contributor, during the year, total contributions of more than \$1,000 *exclusively* for religious, charitable, scientific, literary, or educational purposes, or for the prevention of cruelty to children or animals. Complete Parts I, II, and III.
- ☐ For an organization described in section 501(c)(7), (8), or (10) filing Form 990 or 990-EZ that received from any one contributor, during the year, contributions *exclusively* for religious, charitable, etc., purposes, but no such contributions totaled more than \$1,000. If this box is checked, enter here the total contributions that were received during the year for an *exclusively* religious, charitable, etc., purpose. Do not complete any of the parts unless the **General Rule** applies to this organization because it received *nonexclusively* religious, charitable, etc., contributions totaling \$5,000 or more during the year ▶ \$ _____

Caution. An organization that is not covered by the General Rule and/or the Special Rules does not file Schedule B (Form 990, 990-EZ, or 990-PF), but it **must** answer "No" on Part IV, line 2, of its Form 990, or check the box on line H of its Form 990-EZ or on its Form 990-PF, Part I, line 2, to certify that it does not meet the filing requirements of Schedule B (Form 990, 990-EZ, or 990-PF)

LHA For Paperwork Reduction Act Notice, see the Instructions for Form 990, 990-EZ, or 990-PF. Schedule B (Form 990, 990-EZ, or 990-PF) (2014)

Name of organization MARC E. LELAND FOUNDATION	Employer identification number 95-4078342
--	---

Part I Contributors (see instructions). Use duplicate copies of Part I if additional space is needed.

(a) No.	(b) Name, address, and ZIP + 4	(c) Total contributions	(d) Type of contribution
<u>1</u>	<u>MARC E. LELAND</u> <u>C/O 433 AIRPORT BLVD., 225</u> <u>BURLINGAME, CA 94010</u>	\$ <u>237,443.</u>	Person <input type="checkbox"/> Payroll <input type="checkbox"/> Noncash <input checked="" type="checkbox"/> (Complete Part II for noncash contributions)
<u>2</u>	<u>MARC E. LELAND</u> <u>C/O 433 AIRPORT BLVD., 225</u> <u>BURLINGAME, CA 94010</u>	\$ <u>473,879.</u>	Person <input type="checkbox"/> Payroll <input type="checkbox"/> Noncash <input checked="" type="checkbox"/> (Complete Part II for noncash contributions)
<u>3</u>	<u>MARC E. LELAND</u> <u>C/O 433 AIRPORT BLVD., 225</u> <u>BURLINGAME, CA 94010</u>	\$ <u>33,570.</u>	Person <input type="checkbox"/> Payroll <input type="checkbox"/> Noncash <input checked="" type="checkbox"/> (Complete Part II for noncash contributions)
<u>4</u>	<u>MARC E. LELAND</u> <u>C/O 433 AIRPORT BLVD., 225</u> <u>BURLINGAME, CA 94010</u>	\$ <u>33,084.</u>	Person <input type="checkbox"/> Payroll <input type="checkbox"/> Noncash <input checked="" type="checkbox"/> (Complete Part II for noncash contributions)
<u>5</u>	<u>MARC E. LELAND</u> <u>C/O 433 AIRPORT BLVD., 225</u> <u>BURLINGAME, CA 94010</u>	\$ <u>160,542.</u>	Person <input type="checkbox"/> Payroll <input type="checkbox"/> Noncash <input checked="" type="checkbox"/> (Complete Part II for noncash contributions.)
<u>6</u>	<u>MARC E. LELAND</u> <u>C/O 433 AIRPORT BLVD., 225</u> <u>BURLINGAME, CA 94010</u>	\$ <u>168,971.</u>	Person <input type="checkbox"/> Payroll <input type="checkbox"/> Noncash <input checked="" type="checkbox"/> (Complete Part II for noncash contributions)

Name of organization

Employer identification number

MARC E. LELAND FOUNDATION**95-4078342****Part II Noncash Property** (see instructions) Use duplicate copies of Part II if additional space is needed.

(a) No. from Part I	(b) Description of noncash property given	(c) FMV (or estimate) (see instructions)	(d) Date received
<u>1</u>	SEE DETAILED STATEMENT ATTACHED	\$ <u>237,443.</u>	<u>02/11/14</u>
<u>2</u>	SEE DETAILED STATEMENT ATTACHED	\$ <u>473,879.</u>	<u>02/20/14</u>
<u>3</u>	SEE DETAILED STATEMENT ATTACHED	\$ <u>33,570.</u>	<u>02/21/14</u>
<u>4</u>	SEE DETAILED STATEMENT ATTACHED	\$ <u>33,084.</u>	<u>02/26/12</u>
<u>5</u>	SEE DETAILED STATEMENT ATTACHED	\$ <u>160,542.</u>	<u>03/31/14</u>
<u>6</u>	SEE DETAILED STATEMENT ATTACHED	\$ <u>168,971.</u>	<u>04/30/14</u>

Employer identification number

95-4078342

Exclusively religious, charitable, etc., contributions to organizations described in section 501(c)(7), (8), or (10) that total more than \$1,000 for the year from any one contributor. Complete columns (a) through (e) and the following line entry. For organizations completing Part III, enter the total of exclusively religious, charitable, etc., contributions of \$1,000 or less for the year (Enter this info once) ▶ \$

(a) No. from Part I	(b) Purpose of gift	(c) Use of gift	(d) Description of how gift is held
	(e) Transfer of gift		
	Transferee's name, address, and ZIP + 4		Relationship of transferor to transferee
	(e) Transfer of gift		
	Transferee's name, address, and ZIP + 4		Relationship of transferor to transferee
	(e) Transfer of gift		
	Transferee's name, address, and ZIP + 4		Relationship of transferor to transferee
	(e) Transfer of gift		
	Transferee's name, address, and ZIP + 4		Relationship of transferor to transferee
	(e) Transfer of gift		
	Transferee's name, address, and ZIP + 4		Relationship of transferor to transferee
	(e) Transfer of gift		
	Transferee's name, address, and ZIP + 4		Relationship of transferor to transferee

MARC E. LELAND FOUNDATI

Part IV Capital Gains and Losses for Tax on Investment Income

(a) List and describe the kind(s) of property sold, e.g., real estate, 2-story brick warehouse; or common stock, 200 shs. MLC Co.		(b) How acquired P - Purchase D - Donation	(c) Date acquired (mo., day, yr.)	(d) Date sold (mo., day, yr.)
1a	1249.867 SHS AB DISCOVERY VALUE FUND CL ADV	P	04/25/14	11/26/14
b	13 SHS ACTAVIS PLC	P	05/16/14	11/26/14
c	55 SHS AETNA INC	P	06/13/14	11/26/14
d	9 SHS AFFILIATED MANAGERS GROUP INC	P	04/25/14	11/26/14
e	24 SHS ALLERGAN INC	P	08/19/14	11/26/14
f	23612.371 SHS ALLIANCEBERNSTEIN GLOBAL BOND	P	04/25/14	12/29/14
g	75 SHS ALTRIA GROUP INC	P	04/25/14	11/26/14
h	5 SHS AMAZON.COM INC	P	04/25/14	05/21/14
i	70 SHS AMDOCS LTD	P	04/25/14	11/26/14
j	40 SHS AMERICAN ELECTRIC POWER	P	04/28/14	11/26/14
k	65 SHS AMERICAN EXPRESS CO	P	04/25/14	11/26/14
l	90 SHS AMERICAN INTERNATIONAL GROUP	P	04/25/14	11/26/14
m	35 SHS AMERICAN TOWER CORP	P	04/25/14	11/26/14
n	50 SHS AMPHENOL CORP-CL A	P	04/25/14	11/26/14
o	55 SHS ANSYS INC	P	04/25/14	11/26/14

(e) Gross sales price	(f) Depreciation allowed (or allowable)	(g) Cost or other basis plus expense of sale	(h) Gain or (loss) (e) plus (f) minus (g)
a 17,979.		16,500.	1,479.
b 3,510.		2,725.	785.
c 4,767.		4,277.	490.
d 1,824.		1,684.	140.
e 4,971.		3,811.	1,160.
f 198,580.		198,816.	-236.
g 3,725.		3,075.	650.
h 1,523.		1,532.	-9.
i 3,386.		3,195.	191.
j 2,266.		2,165.	101.
k 5,930.		5,692.	238.
l 4,911.		4,651.	260.
m 3,663.		2,907.	756.
n 2,653.		2,362.	291.
o 4,479.		4,186.	293.

Complete only for assets showing gain in column (h) and owned by the foundation on 12/31/69

(i) F.M.V. as of 12/31/69	(j) Adjusted basis as of 12/31/69	(k) Excess of col. (i) over col. (j), if any	(l) Losses (from col. (h)) Gains (excess of col. (h) gain over col. (k), but not less than "-0-")
a			1,479.
b			785.
c			490.
d			140.
e			1,160.
f			-236.
g			650.
h			-9.
i			191.
j			101.
k			238.
l			260.
m			756.
n			291.
o			293.

2 Capital gain net income or (net capital loss) { If gain, also enter in Part I, line 7
If (loss), enter "-0-" in Part I, line 7 }

2

3 Net short-term capital gain or (loss) as defined in sections 1222(5) and (6):
If gain, also enter in Part I, line 8, column (c).
If (loss), enter "-0-" in Part I, line 8

3

MARC E. LELAND FOUNDATI

Part IV Capital Gains and Losses for Tax on Investment Income

(a) List and describe the kind(s) of property sold, e.g., real estate, 2-story brick warehouse; or common stock, 200 shs. MLC Co.		(b) How acquired P - Purchase D - Donation	(c) Date acquired (mo., day, yr.)	(d) Date sold (mo., day, yr.)
1a 35 SHS AON PLC		P	04/25/14	11/26/14
b 105 SHS APPLE INC		P	04/25/14	11/26/14
c 40 SHS ASSURANT INC		P	04/25/14	11/26/14
d 4 SHS AUTOZONE INC		P	04/25/14	11/26/14
e 50 SHS BALL CORP		P	04/25/14	11/26/14
f 275 SHS BANK OF AMERICA CORP		P	04/25/14	11/26/14
g 25 SHS BECTON DICKINSON & CO		P	04/25/14	11/26/14
h 14 SHS BERKSHIRE HATHAWAY INC-CL B		P	04/25/14	09/05/14
i 743.767 SHS BERNSTEIN EMERGING MARKETS		P	04/25/14	11/26/14
j 22 SHS BOEING CO		P	04/25/14	11/26/14
k 35 SHS BOOZ ALLEN HAMILTON HOLDING		P	05/21/14	11/26/14
l 145 SHS BROCADE COMMUNICATIONS SYS		P	04/25/14	11/26/14
m 45 SHS CAPITAL ONE FINANCIAL CORP		P	04/25/14	11/26/14
n 59 SHS CBS CORP-CLASS B NON VOTING		P	04/25/14	10/03/14
o 22 SHS CHUBB CORP		P	04/25/14	11/26/14

(e) Gross sales price	(f) Depreciation allowed (or allowable)	(g) Cost or other basis plus expense of sale	(h) Gain or (loss) (e) plus (f) minus (g)
a 3,205.		2,957.	248.
b 11,987.		8,534.	3,453.
c 2,702.		2,669.	33.
d 2,271.		2,071.	200.
e 3,311.		2,786.	525.
f 4,695.		4,415.	280.
g 3,370.		2,816.	554.
h 1,903.		1,783.	120.
i 21,604.		20,540.	1,064.
j 2,874.		2,834.	40.
k 935.		776.	159.
l 1,633.		1,341.	292.
m 3,712.		3,330.	382.
n 3,261.		3,446.	-185.
o 2,254.		1,988.	266.

Complete only for assets showing gain in column (h) and owned by the foundation on 12/31/69

(i) F.M.V. as of 12/31/69	(j) Adjusted basis as of 12/31/69	(k) Excess of col. (i) over col. (j), if any	(l) Losses (from col. (h)) Gains (excess of col. (h) gain over col. (k), but not less than "-0-")
a			248.
b			3,453.
c			33.
d			200.
e			525.
f			280.
g			554.
h			120.
i			1,064.
j			40.
k			159.
l			292.
m			382.
n			-185.
o			266.

2 Capital gain net income or (net capital loss) { If gain, also enter in Part I, line 7
If (loss), enter "-0-" in Part I, line 7 }

2

3 Net short-term capital gain or (loss) as defined in sections 1222(5) and (6):
If gain, also enter in Part I, line 8, column (c).
If (loss), enter "-0-" in Part I, line 8

3

MARC E. LELAND FOUNDATI

Part IV Capital Gains and Losses for Tax on Investment Income

(a) List and describe the kind(s) of property sold, e.g., real estate, 2-story brick warehouse; or common stock, 200 shs. MLC Co.		(b) How acquired P - Purchase D - Donation	(c) Date acquired (mo., day, yr.)	(d) Date sold (mo., day, yr.)
1a	55 SHS CITIGROUP INC	P	04/25/14	10/01/14
b	50 SHS COGNIZANT TECH SOLUTIONS-A	P	04/25/14	08/15/14
c	75 SHS COMCAST CORP-CLASS A	P	04/25/14	11/26/14
d	9 SHS COPA HOLDINGS SA-CLASS A	P	06/22/14	10/02/14
e	28 SHS COSTCO WHOLESALE CORP	P	04/25/14	11/26/14
f	55 SHS CVS HEALTH CORP	P	04/25/14	11/26/14
g	60 SHS DANAHER CORP	P	04/25/14	11/26/14
h	55 SHS DELTA AIR LINES INC	P	10/20/14	11/26/14
i	45 SHS DISCOVERY COMMUNICATION-A	P	08/11/14	10/14/14
j	45 SHS DOLLAR GENERAL CORP	P	07/30/14	11/26/14
k	50 SHS DOVER CORP	P	04/29/14	11/26/14
l	55 SHS DOW CHEMICAL CO/THE	P	04/25/14	11/26/14
m	50 SHS DR PEPPER SNAPPLE GROUP INC	P	07/08/14	11/26/14
n	40 SHS DTE ENERGY COMPANY	P	04/28/14	11/26/14
o	97 SHS EBAY INC	P	04/25/14	11/26/14

(e) Gross sales price	(f) Depreciation allowed (or allowable)	(g) Cost or other basis plus expense of sale	(h) Gain or (loss) (e) plus (f) minus (g)
a 2,821.		2,635.	186.
b 2,270.		2,447.	-177.
c 4,256.		3,831.	425.
d 970.		1,288.	-318.
e 3,900.		3,282.	618.
f 4,979.		4,043.	936.
g 4,905.		4,390.	515.
h 2,437.		1,953.	484.
i 1,555.		1,932.	-377.
j 2,959.		2,638.	321.
k 4,061.		4,228.	-167.
l 2,840.		2,690.	150.
m 3,644.		3,038.	606.
n 3,229.		3,102.	127.
o 5,194.		5,157.	37.

Complete only for assets showing gain in column (h) and owned by the foundation on 12/31/69

(i) F.M.V. as of 12/31/69	(j) Adjusted basis as of 12/31/69	(k) Excess of col. (i) over col. (j), if any	(l) Losses (from col. (h)) Gains (excess of col. (h) gain over col. (k), but not less than "-0-")
a			186.
b			-177.
c			425.
d			-318.
e			618.
f			936.
g			515.
h			484.
i			-377.
j			321.
k			-167.
l			150.
m			606.
n			127.
o			37.

2 Capital gain net income or (net capital loss) { If gain, also enter in Part I, line 7 If (loss), enter "-0-" in Part I, line 7 }	2	
3 Net short-term capital gain or (loss) as defined in sections 1222(5) and (6): If gain, also enter in Part I, line 8, column (c). If (loss), enter "-0-" in Part I, line 8 }	3	

MARC E. LELAND FOUNDATI

Part IV Capital Gains and Losses for Tax on Investment Income

(a) List and describe the kind(s) of property sold, e.g., real estate, 2-story brick warehouse; or common stock, 200 shs. MLC Co.		(b) How acquired P - Purchase D - Donation	(c) Date acquired (mo., day, yr.)	(d) Date sold (mo., day, yr.)
1a	100 SHS ELECTRONIC ARTS INC	P	04/25/14	11/26/14
b	85 SHS EMC CORP/MASS	P	07/24/14	11/26/14
c	25 SHS EOG RESOURCES INC	P	06/06/14	11/26/14
d	35 SHS ESTEE LAUDER COMPANIES-CL A	P	05/28/14	11/26/14
e	9 SHS EVEREST RE GROUP LTD	P	04/25/14	11/26/14
f	16 SHS F5 NETWORKS INC	P	04/25/14	11/26/14
g	30 SHS FACEBOOK INC-A	P	04/25/14	11/26/14
h	14 SHS FEDEX CORP	P	04/25/14	06/05/14
i	65 SHS FIDELITY NATIONAL INFORMATION	P	04/25/14	11/26/14
j	31 SHS FISERV INC	P	09/03/14	11/26/14
k	300 SHS FORD MOTOR CO	P	04/25/14	11/26/14
l	65 SHS GAMESTOP CORP-CLASS A	P	04/25/14	11/26/14
m	70 SHS GANNETT CO	P	04/25/14	07/02/14
n	135 SHS GENWORTH FINANCIAL INC-CL A	P	04/25/14	07/30/14
o	65 SHS GILEAD SCIENCES INC	P	04/25/14	11/26/14

(e) Gross sales price	(f) Depreciation allowed (or allowable)	(g) Cost or other basis plus expense of sale	(h) Gain or (loss) (e) plus (f) minus (g)
a 4,374.		2,815.	1,559.
b 2,549.		2,464.	85.
c 2,356.		2,818.	-462.
d 2,552.		2,642.	-90.
e 1,578.		1,422.	156.
f 1,917.		1,656.	261.
g 2,329.		1,852.	477.
h 2,003.		1,880.	123.
i 3,954.		3,434.	520.
j 2,199.		2,046.	153.
k 4,683.		4,703.	-20.
l 2,423.		2,551.	-128.
m 2,223.		1,907.	316.
n 2,065.		2,337.	-272.
o 6,536.		5,019.	1,517.

Complete only for assets showing gain in column (h) and owned by the foundation on 12/31/69

(i) F.M.V. as of 12/31/69	(j) Adjusted basis as of 12/31/69	(k) Excess of col. (i) over col. (j), if any	(l) Losses (from col. (h)) Gains (excess of col. (h) gain over col. (k), but not less than "-0-")
a			1,559.
b			85.
c			-462.
d			-90.
e			156.
f			261.
g			477.
h			123.
i			520.
j			153.
k			-20.
l			-128.
m			316.
n			-272.
o			1,517.

2 Capital gain net income or (net capital loss) { If gain, also enter in Part I, line 7
If (loss), enter "-0-" in Part I, line 7 }

2

3 Net short-term capital gain or (loss) as defined in sections 1222(5) and (6):

If gain, also enter in Part I, line 8, column (c).

If (loss), enter "-0-" in Part I, line 8

3

MARC E. LELAND FOUNDATI

Part IV Capital Gains and Losses for Tax on Investment Income

(a) List and describe the kind(s) of property sold, e.g., real estate, 2-story brick warehouse; or common stock, 200 shs. MLC Co.		(b) How acquired P - Purchase D - Donation	(c) Date acquired (mo., day, yr.)	(d) Date sold (mo., day, yr.)
1a	12 SHS GOLDMAN SACHS GROUP INC	P	04/25/14	11/26/14
b	13 SHS GOOGLE INC-CL C	P	04/25/14	11/26/14
c	50 SHS HALLIBURTON CO	P	04/25/14	10/17/14
d	14 SHS HASBRO INC	P	04/25/14	07/14/14
e	35 SHS HEALTH NET INC	P	04/25/14	06/18/14
f	30 SHS HERSHEY CO	P	04/28/14	09/05/14
g	75 SHS HESS CORP	P	04/25/14	11/26/14
h	170 SHS HEWLETT-PACKARD CO	P	04/25/14	11/26/14
i	55 SHS HOME DEPOT INC	P	04/25/14	11/26/14
j	11 SHS INTERCONTINENTAL EXCHANGE IN	P	04/25/14	11/26/14
k	7 SHS INTUITIVE SURGICAL INC	P	04/25/14	11/26/14
l	55 SHS ITT CORP	P	07/28/14	11/26/14
m	50 SHS JOHNSON & JOHNSON	P	04/25/14	11/26/14
n	50 SHS JPMORGAN CHASE & CO	P	04/25/14	11/26/14
o	95 SHS KROGER CO	P	04/25/14	11/26/14

(e) Gross sales price	(f) Depreciation allowed (or allowable)	(g) Cost or other basis plus expense of sale	(h) Gain or (loss) (e) plus (f) minus (g)
a 2,260.		1,976.	284.
b 6,986.		6,771.	215.
c 2,635.		3,231.	-596.
d 761.		770.	-9.
e 1,412.		1,180.	232.
f 2,756.		2,886.	-130.
g 6,254.		6,562.	-308.
h 6,635.		5,399.	1,236.
i 5,360.		4,355.	1,005.
j 2,371.		2,235.	136.
k 3,490.		2,562.	928.
l 2,405.		2,643.	-238.
m 5,352.		4,991.	361.
n 3,014.		2,795.	219.
o 5,254.		4,289.	965.

Complete only for assets showing gain in column (h) and owned by the foundation on 12/31/69

(i) F.M.V. as of 12/31/69	(j) Adjusted basis as of 12/31/69	(k) Excess of col. (i) over col. (j), if any	(l) Losses (from col. (h)) Gains (excess of col. (h) gain over col. (k), but not less than "-0-")
a			284.
b			215.
c			-596.
d			-9.
e			232.
f			-130.
g			-308.
h			1,236.
i			1,005.
j			136.
k			928.
l			-238.
m			361.
n			219.
o			965.

2 Capital gain net income or (net capital loss) { If gain, also enter in Part I, line 7 If (loss), enter "-0-" in Part I, line 7 }	2	
3 Net short-term capital gain or (loss) as defined in sections 1222(5) and (6): If gain, also enter in Part I, line 8, column (c). If (loss), enter "-0-" in Part I, line 8 }	3	

MARC E. LELAND FOUNDATION

95-40783

Page 6 of 13

Part IV Capital Gains and Losses for Tax on Investment Income

(a) List and describe the kind(s) of property sold, e.g., real estate, 2-story brick warehouse; or common stock, 200 shs. MLG Co.		(b) How acquired P - Purchase D - Donation	(c) Date acquired (mo., day, yr.)	(d) Date sold (mo., day, yr.)
1a	15 SHS L-3 COMMUNICATIONS HOLDINGS	P	11/14/14	11/26/14
b	90 SHS LINCOLN NATIONAL CORP	P	04/25/14	11/26/14
c	80 SHS LINEAR TECHNOLOGY CORP	P	04/25/14	10/17/14
d	12 SHS LOCKHEED MARTIN CORP	P	04/25/14	11/26/14
e	30 SHS LORILLARD INC	P	04/25/14	10/01/14
f	25 SHS LYONDELLBASELL INDU-CL A	P	04/25/14	11/26/14
g	30 SHS MACY'S INC	P	04/25/14	05/16/14
h	12 SHS MCDONALD'S CORP	P	04/25/14	09/30/14
i	50 SHS MEAD JOHNSON NUTRITION CO	P	04/25/14	11/26/14
j	55 SHS MEDTRONIC INC	P	04/28/14	11/24/14
k	24 SHS MERCK & CO. INC.	P	04/25/14	11/26/14
l	155 SHS MICROSOFT CORP	P	04/25/14	11/26/14
m	35 SHS MONDELEZ INTERNATIONAL-W/I	P	04/25/14	08/05/14
n	25 SHS MONSANTO CO	P	04/25/14	11/26/14
o	40 SHS MONSTER BEVERAGE CORP	P	04/25/14	11/26/14

(e) Gross sales price	(f) Depreciation allowed (or allowable)	(g) Cost or other basis plus expense of sale	(h) Gain or (loss) (e) plus (f) minus (g)
a 1,868.		1,794.	74.
b 5,072.		4,260.	812.
c 3,151.		3,613.	-462.
d 2,267.		1,932.	335.
e 1,805.		1,617.	188.
f 2,227.		2,278.	-51.
g 1,728.		1,729.	-1.
h 1,140.		1,206.	-66.
i 5,048.		4,374.	674.
j 3,888.		3,203.	685.
k 1,432.		1,375.	57.
l 7,415.		6,503.	912.
m 1,261.		1,236.	25.
n 3,015.		2,746.	269.
o 4,407.		2,623.	1,784.

Complete only for assets showing gain in column (h) and owned by the foundation on 12/31/69

(i) F.M.V. as of 12/31/69	(j) Adjusted basis as of 12/31/69	(k) Excess of col. (i) over col. (j), if any	(l) Losses (from col. (h)) Gains (excess of col. (h) gain over col. (k), but not less than "-0-")
a			74.
b			812.
c			-462.
d			335.
e			188.
f			-51.
g			-1.
h			-66.
i			674.
j			685.
k			57.
l			912.
m			25.
n			269.
o			1,784.

2 Capital gain net income or (net capital loss) { If gain, also enter in Part I, line 7
If (loss), enter "-0-" in Part I, line 7 }

2

3 Net short-term capital gain or (loss) as defined in sections 1222(5) and (6):

If gain, also enter in Part I, line 8, column (c).

If (loss), enter "-0-" in Part I, line 8

3

MARC E. LELAND FOUNDATI

Part IV Capital Gains and Losses for Tax on Investment Income

(a) List and describe the kind(s) of property sold, e.g., real estate, 2-story brick warehouse; or common stock, 200 shs. MLC Co.		(b) How acquired P - Purchase D - Donation	(c) Date acquired (mo., day, yr.)	(d) Date sold (mo., day, yr.)
1a	30 SHS MURPHY OIL CORP	P	07/22/14	11/26/14
b	70 SHS NAVIENT CORP	P	04/25/14	05/20/14
c	9 SHS NETSUITE INC	P	05/07/14	11/26/14
d	50 SHS NIKE INC -CL B	P	04/25/14	11/26/14
e	21 SHS NXP SEMICONDUCTORS NV	P	07/30/14	11/26/14
f	60 SHS OCCIDENTAL PETROLEUM CORP	P	04/25/14	11/26/14
g	275 SHS OFFICE DEPOT INC	P	04/25/14	11/26/14
h	29 SHS ORACLE CORP	P	06/27/14	11/26/14
i	14 SHS PARKER HANNIFIN CORP	P	04/25/14	07/29/14
j	35 SHS PARTNERRE LTD	P	04/25/14	11/26/14
k	19 SHS PEPSICO INC	P	04/28/14	11/26/14
l	225 SHS PFIZER INC	P	04/25/14	11/26/14
m	30 SHS PHILIP MORRIS INTERNATIONAL	P	04/25/14	11/26/14
n	16 SHS POLARIS INDUSTRIES INC	P	04/25/14	11/26/14
o	6 SHS PRECISION CASTPARTS CORP	P	04/24/14	11/26/14

(e) Gross sales price		(f) Depreciation allowed (or allowable)	(g) Cost or other basis plus expense of sale	(h) Gain or (loss) (e) plus (f) minus (g)
a	1,554.		2,017.	-463.
b	1,120.		1,152.	-32.
c	948.		661.	287.
d	4,759.		3,839.	920.
e	1,633.		1,313.	320.
f	5,175.		5,915.	-740.
g	1,817.		1,138.	679.
h	1,210.		1,185.	25.
i	1,667.		1,714.	-47.
j	4,087.		3,674.	413.
k	1,885.		1,671.	214.
l	6,912.		6,915.	-3.
m	2,595.		2,533.	62.
n	2,501.		2,134.	367.
o	1,435.		1,509.	-74.

Complete only for assets showing gain in column (h) and owned by the foundation on 12/31/69

(i) F.M.V. as of 12/31/69	(j) Adjusted basis as of 12/31/69	(k) Excess of col. (i) over col. (j), if any	(l) Losses (from col. (h)) Gains (excess of col. (h) gain over col. (k), but not less than "-0-")
a			-463.
b			-32.
c			287.
d			920.
e			320.
f			-740.
g			679.
h			25.
i			-47.
j			413.
k			214.
l			-3.
m			62.
n			367.
o			-74.

2	Capital gain net income or (net capital loss) { If gain, also enter in Part I, line 7 If (loss), enter "-0-" in Part I, line 7 }	2	
3	Net short-term capital gain or (loss) as defined in sections 1222(5) and (6): If gain, also enter in Part I, line 8, column (c). If (loss), enter "-0-" in Part I, line 8	3	

MARC E. LELAND FOUNDATION

Part IV Capital Gains and Losses for Tax on Investment Income

(a) List and describe the kind(s) of property sold, e.g., real estate, 2-story brick warehouse; or common stock, 200 shs. MLC Co.		(b) How acquired P - Purchase D - Donation	(c) Date acquired (mo., day, yr.)	(d) Date sold (mo., day, yr.)
1a	3 SHS PRICELINE GROUP INC	P	04/25/14	11/26/14
b	40 SHS QUINTILES TRANSNATIONAL HOLDIN	P	04/25/14	11/26/14
c	40 SHS RAYTHEON COMPANY	P	04/25/14	11/26/14
d	35 SHS SCHLUMBERGER LTD	P	04/25/14	11/26/14
e	20 SHS SERVICENOW INC	P	05/08/14	11/26/14
f	17 SHS SHERWIN-WILLIAMS CO	P	04/25/14	11/26/14
g	155 SHS SLM CORP	P	04/25/14	11/26/14
h	65 SHS STARBUCKS CORP	P	04/25/14	11/26/14
i	6 SHS TIME INC	P	04/25/14	06/10/14
j	70 SHS TIME WARNER INC	P	04/25/14	11/26/14
k	65 SHS TJX COMPANIES INC	P	04/25/14	07/30/14
l	65 SHS TWENTY-FIRST CENTURY FOX-A	P	04/25/14	10/20/14
m	60 SHS UNION PACIFIC CORP	P	04/25/14	11/26/14
n	17 SHS UNITED TECHNOLOGIES CORP	P	04/25/14	09/08/14
o	9 SHS UNITEDHEALTH GROUP INC	P	09/03/14	11/26/14

(e) Gross sales price	(f) Depreciation allowed (or allowable)	(g) Cost or other basis plus expense of sale	(h) Gain or (loss) (e) plus (f) minus (g)
a 3,573.		3,527.	46.
b 2,304.		1,984.	320.
c 4,261.		3,782.	479.
d 3,270.		3,481.	-211.
e 1,285.		934.	351.
f 4,081.		3,432.	649.
g 1,490.		1,384.	106.
h 5,171.		4,769.	402.
i 138.		137.	1.
j 5,755.		4,741.	1,014.
k 3,433.		3,790.	-357.
l 2,123.		2,152.	-29.
m 6,995.		5,638.	1,357.
n 1,848.		1,996.	-148.
o 882.		783.	99.

Complete only for assets showing gain in column (h) and owned by the foundation on 12/31/69

(i) F.M.V. as of 12/31/69	(j) Adjusted basis as of 12/31/69	(k) Excess of col. (i) over col. (j), if any	(l) Losses (from col. (h)) Gains (excess of col. (h) gain over col. (k), but not less than "-0-")
a			46.
b			320.
c			479.
d			-211.
e			351.
f			649.
g			106.
h			402.
i			1.
j			1,014.
k			-357.
l			-29.
m			1,357.
n			-148.
o			99.

2 Capital gain net income or (net capital loss) { If gain, also enter in Part I, line 7
If (loss), enter "-0-" in Part I, line 7 }

2

3 Net short-term capital gain or (loss) as defined in sections 1222(5) and (6):

If gain, also enter in Part I, line 8, column (c).

If (loss), enter "-0-" in Part I, line 8

3

MARC E. LELAND FOUNDATI

95-4078

Page 9 of 13

Part IV Capital Gains and Losses for Tax on Investment Income

(a) List and describe the kind(s) of property sold, e.g., real estate, 2-story brick warehouse; or common stock, 200 shs. MLC Co.		(b) How acquired P - Purchase D - Donation	(c) Date acquired (mo., day, yr.)	(d) Date sold (mo., day, yr.)
1a	65 SHS US BANCORP	P	04/25/14	11/26/14
b	139 SHS VALERO ENERGY CORP	P	04/25/14	11/26/14
c	100 SHS VERIZON COMMUNICATIONS INC	P	04/25/14	11/26/14
d	17 SHS VERTEX PHARMACEUTICALS INC	P	04/25/14	06/24/14
e	35 SHS VIACOM INC-CLASS B	P	04/25/14	09/30/14
f	22 SHS VISA INC - CLASS A SHRS	P	04/25/14	11/26/14
g	18 SHS WAL-MART STORES INC	P	04/25/14	06/19/14
h	50 SHS WALT DISNEY CO	P	04/25/14	11/26/14
i	45 SHS WELLPOINT INC	P	07/21/14	11/26/14
j	145 SHS WELLS FARGO & COMPANY	P	04/25/14	11/26/14
k	225 SHS XEROX CORP	P	04/25/14	11/26/14
l	6876.446 SHS BERNSTEIN INTERNATIONAL	P	04/25/14	11/26/14
m	12 SHS BIOGEN IDEC INC	P	04/25/14	11/26/14
n	40 SHS AFFILIATED MANAGERS GROUP INC	D	06/27/12	04/23/14
o	80 SHS ANSYS INC	D	07/24/12	04/24/14

(e) Gross sales price	(f) Depreciation allowed (or allowable)	(g) Cost or other basis plus expense of sale	(h) Gain or (loss) (e) plus (f) minus (g)
a 2,876.		2,621.	255.
b 6,973.		7,309.	-336.
c 4,967.		4,597.	370.
d 1,586.		1,124.	462.
e 2,787.		2,927.	-140.
f 5,640.		4,402.	1,238.
g 1,369.		1,412.	-43.
h 4,597.		4,057.	540.
i 5,693.		5,155.	538.
j 7,862.		7,214.	648.
k 3,118.		2,673.	445.
l 110,023.		112,980.	-2,957.
m 3,657.		3,455.	202.
n 7,454.		4,188.	3,266.
o 6,733.		4,579.	2,154.

Complete only for assets showing gain in column (h) and owned by the foundation on 12/31/69

(i) F.M.V. as of 12/31/69	(j) Adjusted basis as of 12/31/69	(k) Excess of col. (i) over col. (j), if any	(l) Losses (from col. (h)) Gains (excess of col. (h) gain over col. (k), but not less than "-0-")
a			255.
b			-336.
c			370.
d			462.
e			-140.
f			1,238.
g			-43.
h			540.
i			538.
j			648.
k			445.
l			-2,957.
m			202.
n			3,266.
o			2,154.

2 Capital gain net income or (net capital loss) { If gain, also enter in Part I, line 7 If (loss), enter "-0-" in Part I, line 7 }	2	
3 Net short-term capital gain or (loss) as defined in sections 1222(5) and (6): If gain, also enter in Part I, line 8, column (c). If (loss), enter "-0-" in Part I, line 8 }	3	

Part IV Capital Gains and Losses for Tax on Investment Income

(a) List and describe the kind(s) of property sold, e.g., real estate, 2-story brick warehouse; or common stock, 200 shs. MLC Co.		(b) How acquired P - Purchase D - Donation	(c) Date acquired (mo., day, yr.)	(d) Date sold (mo., day, yr.)
1a	3200 SHS APPLIED MATERIALS INC	D	11/08/12	02/24/14
b	500 SHS BANK OF AMERICA CORP	D	11/23/12	02/24/14
c	50 SHS BIOGEN IDEC INC	D	01/17/13	02/19/14
d	100 SHS BOEING CO	D	09/18/12	02/19/14
e	140 SHS CELGENE CORP	D	08/12/12	02/19/14
f	24 SHS CHIPOTLE MEXICAN GRILL-CL A	D	07/31/12	02/19/14
g	550 SHS CIT GROUP INC	D	12/14/11	04/23/14
h	1000 SHS CITIGROUP INC	D	11/08/12	02/19/14
i	150 SHS COGNIZANT TECH SOLUTIONS-A	D	11/08/12	02/24/14
j	3550 SHS DELTA AIR LINES INC	D	11/08/12	02/24/14
k	380 SHS DISCOVER FINANCIAL SERVICES	D	11/16/12	02/24/14
l	600 SHS ELECTRONIC ARTS INC	D	02/20/13	04/01/14
m	50 SHS EOG RESOURCES INC	D	02/05/13	02/19/14
n	450 SHS EVEREST RE GROUP LTD	D	02/05/13	02/19/14
o	300 SHS FACEBOOK INC-A	D	04/04/13	04/23/14

(e) Gross sales price	(f) Depreciation allowed (or allowable)	(g) Cost or other basis plus expense of sale	(h) Gain or (loss) (e) plus (f) minus (g)
a 61,470.		34,132.	27,338.
b 8,290.		4,941.	3,349.
c 16,635.		7,186.	9,449.
d 13,045.		6,870.	6,175.
e 22,929.		10,011.	12,918.
f 13,306.		7,246.	6,060.
g 25,684.		18,398.	7,286.
h 49,258.		36,226.	13,032.
i 15,286.		9,362.	5,924.
j 115,595.		35,937.	79,658.
k 21,926.		14,832.	7,094.
l 17,325.		10,585.	6,740.
m 9,070.		6,351.	2,719.
n 66,610.		54,924.	11,686.
o 18,643.		7,879.	10,764.

Complete only for assets showing gain in column (h) and owned by the foundation on 12/31/69

(i) F.M.V. as of 12/31/69	(j) Adjusted basis as of 12/31/69	(k) Excess of col. (i) over col. (j), if any	(l) Losses (from col. (h)) Gains (excess of col. (h) gain over col. (k), but not less than "-0-")
a			27,338.
b			3,349.
c			9,449.
d			6,175.
e			12,918.
f			6,060.
g			7,286.
h			13,032.
i			5,924.
j			79,658.
k			7,094.
l			6,740.
m			2,719.
n			11,686.
o			10,764.

2 Capital gain net income or (net capital loss) { If gain, also enter in Part I, line 7
If (loss), enter "-0-" in Part I, line 7 }

2

3 Net short-term capital gain or (loss) as defined in sections 1222(5) and (6):
If gain, also enter in Part I, line 8, column (c).
If (loss), enter "-0-" in Part I, line 8

3

MARC E. LELAND FOUNDATI

Part IV Capital Gains and Losses for Tax on Investment Income

(a) List and describe the kind(s) of property sold, e.g., real estate, 2-story brick warehouse; or common stock, 200 shs. MLC Co.		(b) How acquired P - Purchase D - Donation	(c) Date acquired (mo., day, yr.)	(d) Date sold (mo., day, yr.)
1a	117 SHS FLOWSERVE CORPORATION	D	01/03/14	02/24/14
b	1800 SHS FORD MOTOR CO	D	10/31/12	02/24/14
c	900 SHS GENERAL MOTORS CO	D	11/16/12	04/01/14
d	700 SHS HEWLETT-PACKARD CO	D	11/08/12	02/24/14
e	400 SHS ILLINOIS TOOL WORKS	D	03/13/13	04/23/14
f	50 SHS INTERCONTINENTAL EXCHANGE IN	D	12/20/12	04/01/14
g	900 SHS KROGER CO	D	11/08/12	04/23/14
h	300 SHS LEAR CORP	D	11/08/12	02/24/14
i	10 SHS LINKEDIN CORP - A	D	11/08/12	02/24/14
j	830 SHS LYONDELLBASELL INDU-CL A	D	12/05/12	04/01/14
k	200 SHS MICRON TECHNOLOGY INC	D	02/21/12	02/24/14
l	95 SHS NOBLE ENERGY INC	D	06/30/11	02/24/14
m	400 SHS PFIZER INC	D	06/30/11	02/24/14
n	20 SHS PRECISION CASTPARTS CORP	D	01/15/13	02/19/14
o	15 SHS PRICELINE GROUP INC	D	03/14/13	04/01/14

(e) Gross sales price	(f) Depreciation allowed (or allowable)	(g) Cost or other basis plus expense of sale	(h) Gain or (loss) (e) plus (f) minus (g)
a 9,506.		5,028.	4,478.
b 27,615.		19,031.	8,584.
c 31,376.		20,979.	10,397.
d 21,037.		9,685.	11,352.
e 34,204.		24,611.	9,593.
f 9,709.		6,397.	3,312.
g 40,618.		21,332.	19,286.
h 24,171.		12,674.	11,497.
i 1,993.		996.	997.
j 72,442.		31,512.	40,930.
k 4,936.		1,294.	3,642.
l 6,570.		4,234.	2,336.
m 12,753.		8,245.	4,508.
n 5,207.		3,769.	1,438.
o 18,840.		9,776.	9,064.

Complete only for assets showing gain in column (h) and owned by the foundation on 12/31/69

(i) F.M.V. as of 12/31/69	(j) Adjusted basis as of 12/31/69	(k) Excess of col. (i) over col. (j), if any	(l) Losses (from col. (h)) Gains (excess of col. (h) gain over col. (k), but not less than "-0-")
a			4,478.
b			8,584.
c			10,397.
d			11,352.
e			9,593.
f			3,312.
g			19,286.
h			11,497.
i			997.
j			40,930.
k			3,642.
l			2,336.
m			4,508.
n			1,438.
o			9,064.

2 Capital gain net income or (net capital loss) { If gain, also enter in Part I, line 7
If (loss), enter "-0-" in Part I, line 7 }

2

3 Net short-term capital gain or (loss) as defined in sections 1222(5) and (6):
If gain, also enter in Part I, line 8, column (c).
If (loss), enter "-0-" in Part I, line 8

3

MARC E. LELAND FOUNDATION

95-40783

Page 12 of 13

Part IV Capital Gains and Losses for Tax on Investment Income

(a) List and describe the kind(s) of property sold, e.g., real estate, 2-story brick warehouse; or common stock, 200 shs. MLC Co.		(b) How acquired P - Purchase D - Donation	(c) Date acquired (mo., day, yr.)	(d) Date sold (mo., day, yr.)
1a	1300 SHS PULTE GROUP INC	D	09/10/12	04/01/14
b	50 SHS SCHLUMBERGER LTD	D	01/11/12	02/24/14
c	125 SHS VERTEX PHARMACEUTICALS INC	D	01/05/12	02/24/14
d	50 SHS VF CORP	D	08/31/12	04/01/14
e	500 SHS VIACOM INC-CLASS B	D	11/08/12	04/23/14
f	70 SHS WALT DISNEY CO	D	09/09/11	02/24/14
g	375 SHS WELLPOINT INC	D	11/13/12	04/01/14
h	1900 SHS WELLS FARGO & COMPANY	D	11/08/12	02/19/14
i	CASH IN LIEU TIME INC	P	Various	07/02/14
j	LT CAP GAINS BERNSTEIN BOND FUNDS	D	Various	12/10/14
k	15 SHS FLOWERVE CORP	D	11/08/12	01/07/14
l	300 SHS FACEBOOK	D	11/09/12	04/16/14
m	250 SHS GILEAD SCIENCE	D	08/08/11	04/16/14
n	115 SHS ILLUMINA INC	D	10/26/11	04/16/14
o	65 SHS 65 SHS LINKEDIN CORP	D	06/05/12	04/16/14

(e) Gross sales price	(f) Depreciation allowed (or allowable)	(g) Cost or other basis plus expense of sale	(h) Gain or (loss) (e) plus (f) minus (g)
a 25,308.		17,932.	7,376.
b 4,672.		3,483.	1,189.
c 10,546.		4,138.	6,408.
d 3,118.		1,750.	1,368.
e 42,182.		24,924.	17,258.
f 5,676.		2,178.	3,498.
g 37,331.		21,017.	16,314.
h 87,782.		61,668.	26,114.
i 6.			6.
j 303.			303.
k 1,102.		650.	452.
l 17,449.		5,965.	11,484.
m 16,992.		4,972.	12,020.
n 15,399.		3,537.	11,862.
o 10,971.		6,001.	4,970.

Complete only for assets showing gain in column (h) and owned by the foundation on 12/31/69

(i) F.M.V. as of 12/31/69	(j) Adjusted basis as of 12/31/69	(k) Excess of col. (i) over col. (j), if any	(l) Losses (from col. (h)) Gains (excess of col. (h) gain over col. (k), but not less than "-0-")
a			7,376.
b			1,189.
c			6,408.
d			1,368.
e			17,258.
f			3,498.
g			16,314.
h			26,114.
i			6.
j			303.
k			452.
l			11,484.
m			12,020.
n			11,862.
o			4,970.

2 Capital gain net income or (net capital loss) { If gain, also enter in Part I, line 7 If (loss), enter "-0-" in Part I, line 7 }	2	
3 Net short-term capital gain or (loss) as defined in sections 1222(5) and (6): If gain, also enter in Part I, line 8, column (c). If (loss), enter "-0-" in Part I, line 8 }	3	

MARC E. LELAND FOUNDATI

Part IV Capital Gains and Losses for Tax on Investment Income

(a) List and describe the kind(s) of property sold, e.g., real estate, 2-story brick warehouse; or common stock, 200 shs. MLC Co.		(b) How acquired P - Purchase D - Donation	(c) Date acquired (mo., day, yr.)	(d) Date sold (mo., day, yr.)
1a 7902 SHS MICRON TECH CORP		D	12/21/12	04/16/14
b 15 SHS PHH CORP		D	05/19/98	01/07/14
c 974 SHS UNITED BUSINESS MEDIA LTD UK		D	05/06/05	04/17/14
d 60 SHS WYNDHAM WORLDWIDE CORP		D	05/19/98	01/07/14
e				
f				
g				
h				
i				
j				
k				
l				
m				
n				
o				

(e) Gross sales price	(f) Depreciation allowed (or allowable)	(g) Cost or other basis plus expense of sale	(h) Gain or (loss) (e) plus (f) minus (g)
a 170,830.		47,084.	123,746.
b 364.		312.	52.
c 10,652.		7,153.	3,499.
d 4,253.		2,694.	1,559.
e			
f			
g			
h			
i			
j			
k			
l			
m			
n			
o			

Complete only for assets showing gain in column (h) and owned by the foundation on 12/31/69

(i) F.M.V. as of 12/31/69	(j) Adjusted basis as of 12/31/69	(k) Excess of col. (i) over col. (j), if any	(l) Losses (from col. (h)) Gains (excess of col. (h) gain over col. (k), but not less than "-0-")
a			123,746.
b			52.
c			3,499.
d			1,559.
e			
f			
g			
h			
i			
j			
k			
l			
m			
n			
o			

2 Capital gain net income or (net capital loss) { If gain, also enter in Part I, line 7 If (loss), enter "-0-" in Part I, line 7 }	2	644,849.
3 Net short-term capital gain or (loss) as defined in sections 1222(5) and (6): If gain, also enter in Part I, line 8, column (c). If (loss), enter "-0-" in Part I, line 8 }	3	N/A

Part XV Supplementary Information**3 Grants and Contributions Paid During the Year (Continuation)**

Recipient Name and address (home or business)	If recipient is an individual, show any relationship to any foundation manager or substantial contributor	Foundation status of recipient	Purpose of grant or contribution	Amount
BOALT HALL FUND 215 BOALT HALL BERKELEY, CA 94720			UNRESTRICTED	1,000.
CAF AMERICA 1800 DIAGONAL ROAD #150 ALEXANDRIA, VA 22314-2840			UNRESTRICTED	15,000.
CAPITAL RESEARCH CENTER 1513 16TH ST. NW WASHINGTON, DC 20036-1480			UNRESTRICTED	1,500.
CATO INSTITUTE			UNRESTRICTED UNRESTRICTED	500.
CENTER FO A NEW AMERICAN SOCURITY 1152 15TH STREET,NW #950 WASHINGTON, DC 20005			UNRESTRICTED	5,000.
CHATHAM HOUSE FOUNDATION			UNRESTRICTED	42,000.
COFAM 50 HAGIWARA TEA GARDEN DRIVE SAN FRANCISCO, CA 94118			UNRESTRICTED	1,000.
CONTEMPORARY JEWSIH MUSEUM 763 MISSION ST SAN FRANCISCO, CA 94103			UNRESTRICTED	100.
COUNCIL OF FOREIGN RELATIONS 58 EAST 68TH STREET NEW YORK, NY 10065			UNRESTRICTED	1,000.
FOUNDATION FOR ART AND PRESERVATION IN EMBASSIES 1725 I STREET, NW, SUITE 300 WASHINGTON, DC 20006			UNRESTRICTED	20,000.
Total from continuation sheets				202,100.

Part XV Supplementary Information**3 Grants and Contributions Paid During the Year (Continuation)**

Recipient Name and address (home or business)	If recipient is an individual, show any relationship to any foundation manager or substantial contributor	Foundation status of recipient	Purpose of grant or contribution	Amount
FRIENDS OF WEIZMANN INSTITUTE OF SCIENCE			UNRESTRICTED	5,000.
GATESTONE INSTITUTE 14 E. 60TH STREET #1001 NEW YORK, NY 10022			UNRESTRICTED	1,000.
GERMAN MARSHALL FUND 1744 R STREET NW WASHINGTON, DC 20009			UNRESTRICTED	25,000.
HEWBREW FREE LOAN ASSOCIATION 131 STEUART STREET #520 SAN FRANCISCO, CA 94105			UNRESTRICTED	5,000.
INT'L COUNCIL OF MOMA			UNRESTRICTED	2,000.
MARET SCHOOL 3000 CATHEDRAL AVE NW WASHINGTON, DC 20008			UNRESTRICTED	1,000.
MPN RESEARCH FOUNDATION			UNRESTRICTED	1,000.
NATIONAL COUNCIL OF JEWISH WOMEN			UNRESTRICTED	1,000.
NATIONAL GALLERY OF ART			UNRESTRICTED	1,000.
NEUE GALLERIE 1048 FIRST AVE NEW YORK, NY 10028			UNRESTRICTED	500.
Total from continuation sheets				

Part XV Supplementary Information**3 Grants and Contributions Paid During the Year (Continuation)**

Recipient Name and address (home or business)	If recipient is an individual, show any relationship to any foundation manager or substantial contributor	Foundation status of recipient	Purpose of grant or contribution	Amount
SMITHSONIAN PO BOX 9016 PITTSFIELD, MA 01202-9016			UNRESTRICTED	1,000.
TATE AMERICAS FOUNDATION			UNRESTRICTED	9,000.
THE AMERICAN FRIENDS OF THE COVENT GARDEN			UNRESTRICTED	5,000.
THE FAMILY ROOM INC			UNRESTRICTED	25,000.
THE INT'L COUNCIL MUSEUM OF MODERN ART 11 WEST 53RD STREET NEW YORK, NY 10019			UNRESTRICTED	7,500.
UNITED NATION WATCH - USA			UNRESTRICTED	15,000.
YOUTH ORCHESTRA OF AMERICAS 1001 19TH STREET NORTH, 14TH FL ARLINGTON, VA 22209			UNRESTRICTED	10,000.
Total from continuation sheets				

Part XV Supplementary Information**3a Grants and Contributions Paid During the Year Continuation of Purpose of Grant or Contribution**

Name of Recipient - AFIM

UNRESTRICTED

Marc E. Leland Foundation
Equity - Corporate Stock Received 2014

Equity - Corporate Stock Received 2014		<u>Donor's (Cost)</u>		<u>Book Value (Cost)</u>	
<u># of Shares</u>	<u>Description</u>	<u>Unit Cost</u>	<u>Cost Basis</u>	<u>Unit Average</u>	<u>Book Basis</u>
Date of Transfer - 02/11/14					
75	Cognizant Technology Corp	66.19	4,964	96.90	7,268
25	Cognizant Technology Corp	61.22	1,531	96.90	2,423
20	Biogen Idec Inc	143.88	2,878	316.45	6,329
25	Biogen Idec Inc	143.71	3,593	316.45	7,911
5	Biogen Idec Inc	143.12	716	316.45	1,582
5	Priceline.com	562.54	2,813	1,208.51	6,043
15	The Boeing Company	73.92	1,109	129.08	1,936
50	The Boeing Company	69.85	3,493	129.08	6,454
20	The Boeing Company	65.13	1,303	129.08	2,582
15	The Boeing Company	64.42	966	129.08	1,936
20	Precision Castparts Corp	188.47	3,769	260.25	5,205
9	Chipotle Mexican Grill Inc.	318.24	2,864	547.91	4,931
15	Chipotle Mexican Grill Inc.	292.11	4,382	547.91	8,219
100	Celgene Corp.	71.61	7,161	158.32	15,832
40	Celgene Corp.	71.27	2,851	158.32	6,333
25	EOG Resurce	128.30	3,208	174.89	4,372
25	EOG Resurce	125.73	3,143	174.89	4,372
77	Flowserve Corp	43.33	3,336	73.54	5,663
25	Noble Energy Inc	44.57	1,114	66.45	1,661
1,000	Citigroup	36.23	36,220	49.41	49,410
1,900	Wells Fargo & Co	32.46	61,664	45.78	86,982
Transfer Total - 02/11/14			153,076	237,443	

Date of Transfer - 02/20/14					
75	Ansys, Inc	57.15	4,286	82.31	6,173
5	Ansys, Inc	58.52	293	82.31	412
50	Cognizant Technology Corp	57.34	2,867	100.05	5,003
70	The Walt Disney	31.11	2,178	79.25	5,548
16	Flowserve Corp	50.99	816	80.82	1,293
24	Flowserve Corp	36.50	876	80.82	1,940
10	Linkedin Corp	99.90	999	195.10	1,951
25	Noble Energy Inc	44.57	1,114	66.76	1,669
50	Schlumberger	69.66	3,483	90.72	4,536
45	Noble Energy Inc	44.57	2,006	66.76	3,004
3,200	Applied Materials	10.67	34,144	18.86	60,352
500	Bank of America Corp	9.88	4,940	16.27	8,135
400	Delta Air Lines	9.30	3,720	31.22	12,488
3,150	Delta Air Lines	10.23	32,225	31.22	98,343
380	Discover Financial Services	39.03	14,831	57.02	21,668
1,050	Ford Motor Co	10.36	10,878	67.92	71,316
750	Ford Motor Co	10.87	8,153	67.92	50,940
700	Hewlett Packard Co	13.84	9,688	29.69	20,783
300	Lear Corp	42.25	12,675	78.55	23,565
75	LyondellBasell Industries	38.69	2,902	84.86	6,365
125	LyondellBasell Industries	48.50	6,063	84.86	10,608
350	LyondellBasell Industries	24.50	8,575	84.86	29,701
200	Micron Technology Inc	6.47	1,294	25.49	5,098
400	Pfizer	20.61	8,244	31.49	12,596

Marc E. Leland Foundation
Equity - Corporate Stock Received 2014

# of Shares	Description	Donor's (Cost)		Book Value (Cost)	
		Unit Cost	Cost Basis	Unit Average	Book Basis
125	Vertex Pharmaceuticals Inc	33.11	4,139	83.16	10,395
Transfer Total - 02/20/14			181,387		473,879
Date of Transfer - 02/21/14					
225	Everest RE Group Ltd	122.05	27,461	149.20	33,570
Transfer Total - 02/21/14			27,461		33,570
Date of Transfer - 02/26/14					
225	Everest RE Group Ltd	122.05	27,461	147.04	33,084
Transfer Total - 02/26/14			27,461		33,084
Date of Transfer - 03/31/14					
600	Electronic Arts Inc	17.64	10,584	28.87	17,322
600	General Motors Co	23.81	14,286	34.37	20,622
300	General Motors Co	22.31	6,693	34.37	10,311
50	Intercontinentalechange Group	127.94	6,397	198.75	9,938
105	LyondellBasell Industries-CI A	52.23	5,484	89.28	9,374
175	LyondellBasell Industries-CI A	48.50	8,488	89.28	15,624
6	Priceline.com	685.56	4,113	1,202.42	7,215
4	Priceline.com	712.35	2,849	1,202.42	4,810
600	Pulte Group Inc	14.62	8,772	19.10	11,460
700	Pulte Group Inc	13.09	9,163	19.10	13,370
10	VFC	29.15	292	61.96	620
20	VFC	34.88	698	61.96	1,239
20	VFC	38.06	761	61.96	1,239
375	Wellpoint Inc	56.05	21,019	99.73	37,399
Transfer Total - 03/31/14			99,598		160,542
Date of Transfer - 04/30/14					
550	CIT Group Inc	33.45	18,398	46.83	25,757
300	The Kroger Co	22.61	6,783	45.05	13,515
400	The Kroger Co	24.04	9,616	45.05	18,020
200	The Kroger Co	24.66	4,932	45.05	9,010
500	Viacom Inc	49.85	24,915	84.13	42,065
400	Illinois Tool Works Inc	61.53	24,604	85.75	34,300
40	Affiliated Managers Group Inc	104.70	4,188	186.38	7,455
200	Facebook, Inc	26.20	5,240	62.83	12,566
100	Facebook, Inc	26.39	2,639	62.83	6,283
Transfer Total - 04/30/14			101,315		168,971
2014 Transfer Total			590,298		1,107,489

Form 990-PF Gain or (Loss) from Sale of Assets Statement 1

(a) Description of Property	Manner Acquired	Date Acquired	Date Sold	
1249.867 SHS AB DISCOVERY VALUE FUND CL ADV	Purchased	04/25/14	11/26/14	
(b) Gross Sales Price	(c) Cost or Other Basis	(d) Expense of Sale	(e) Deprec.	(f) Gain or Loss
17,979.	16,500.	0.	0.	1,479.

(a) Description of Property	Manner Acquired	Date Acquired	Date Sold
13 SHS ACTAVIS PLC	Purchased	05/16/14	11/26/14

(b) Gross Sales Price	(c) Cost or Other Basis	(d) Expense of Sale	(e) Deprec.	(f) Gain or Loss
3,510.	2,725.	0.	0.	785.

(a) Description of Property	Manner Acquired	Date Acquired	Date Sold	
55 SHS AETNA INC	Purchased	06/13/14	11/26/14	
(b) Gross Sales Price	(c) Cost or Other Basis	(d) Expense of Sale	(e) Deprec.	(f) Gain or Loss
4,767.	4,277.	0.	0.	490.

(a) Description of Property	(b) Gross Sales Price	(c) Cost or Other Basis	(d) Expense of Sale	(e) Deprec.	(f) Gain or Loss
9 SHS AFFILIATED MANAGERS GROUP INC	1,824.	1,684.	0.	0.	140.

(a) Description of Property	(b) Gross Sales Price	(c) Cost or Other Basis	(d) Expense of Sale	(e) Deprec.	(f) Gain or Loss
24 SHS ALLERGAN INC	4,971.	3,811.	0.	0.	1,160.

(a) Description of Property	(b) Gross Sales Price	(c) Cost or Other Basis	(d) Expense of Sale	(e) Deprec.	(f) Gain or Loss
23612.371 SHS ALLIANCEBERNSTEIN GLOBAL BOND	198,580.	198,816.	0.	0.	-236.

(a) Description of Property	(b) Gross Sales Price	(c) Cost or Other Basis	(d) Expense of Sale	(e) Deprec.	(f) Gain or Loss
75 SHS ALTRIA GROUP INC	3,725.	3,075.	0.	0.	650.

(a) Description of Property	(b) Gross Sales Price	(c) Cost or Other Basis	(d) Expense of Sale	(e) Deprec.	(f) Gain or Loss
5 SHS AMAZON.COM INC	1,523.	1,532.	0.	0.	-9.

(a) Description of Property	(b) Gross Sales Price	(c) Cost or Other Basis	(d) Expense of Sale	(e) Deprec.	(f) Gain or Loss
70 SHS AMDOCS LTD	3,386.	3,195.	0.	0.	191.

(a) Description of Property	(b) Gross Sales Price	(c) Cost or Other Basis	(d) Expense of Sale	(e) Deprec.	(f) Gain or Loss
40 SHS AMERICAN ELECTRIC POWER	2,266.	2,165.	0.	0.	101.

(a) Description of Property	(b) Gross Sales Price	(c) Cost or Other Basis	(d) Expense of Sale	(e) Deprec.	(f) Gain or Loss
65 SHS AMERICAN EXPRESS CO	5,930.	5,692.	0.	0.	238.

(a) Description of Property	(b) Gross Sales Price	(c) Cost or Other Basis	(d) Expense of Sale	Manner Acquired (e) Deprec.	Date Acquired (f) Gain or Loss	Date Sold
90 SHS AMERICAN INTERNATIONAL GROUP	4,911.	4,651.	0.	Purchased	04/25/14	11/26/14

(a) Description of Property	(b) Gross Sales Price	(c) Cost or Other Basis	(d) Expense of Sale	Manner Acquired (e) Deprec.	Date Acquired (f) Gain or Loss	Date Sold
35 SHS AMERICAN TOWER CORP	3,663.	2,907.	0.	Purchased	04/25/14	11/26/14

(a) Description of Property	(b) Gross Sales Price	(c) Cost or Other Basis	(d) Expense of Sale	Manner Acquired (e) Deprec.	Date Acquired (f) Gain or Loss	Date Sold
50 SHS AMPHENOL CORP-CL A	2,653.	2,362.	0.	Purchased	04/25/14	11/26/14

(a) Description of Property	(b) Gross Sales Price	(c) Cost or Other Basis	(d) Expense of Sale	Manner Acquired (e) Deprec.	Date Acquired (f) Gain or Loss	Date Sold
55 SHS ANSYS INC	4,479.	4,186.	0.	Purchased	04/25/14	11/26/14

(a) Description of Property	(b) Gross Sales Price	(c) Cost or Other Basis	(d) Expense of Sale	(e) Deprec.	(f) Gain or Loss
Manner Acquired	Date Acquired	Date Sold			
35 SHS AON PLC	Purchased	04/25/14	11/26/14		
	3,205.	2,957.	0.	0.	248.

(a) Description of Property	(b) Gross Sales Price	(c) Cost or Other Basis	(d) Expense of Sale	(e) Deprec.	(f) Gain or Loss
Manner Acquired	Date Acquired	Date Sold			
105 SHS APPLE INC	Purchased	04/25/14	11/26/14		
	11,987.	8,534.	0.	0.	3,453.

(a) Description of Property	(b) Gross Sales Price	(c) Cost or Other Basis	(d) Expense of Sale	(e) Deprec.	(f) Gain or Loss
Manner Acquired	Date Acquired	Date Sold			
40 SHS ASSURANT INC	Purchased	04/25/14	11/26/14		
	2,702.	2,669.	0.	0.	33.

(a) Description of Property	(b) Gross Sales Price	(c) Cost or Other Basis	(d) Expense of Sale	(e) Deprec.	(f) Gain or Loss
Manner Acquired	Date Acquired	Date Sold			
4 SHS AUTOZONE INC	Purchased	04/25/14	11/26/14		
	2,271.	2,071.	0.	0.	200.

(a) Description of Property	(b) Gross Sales Price	(c) Cost or Other Basis	(d) Expense of Sale	Manner Acquired (e) Deprec.	Date Acquired (f) Gain or Loss	Date Sold
50 SHS BALL CORP	3,311.	2,786.	0.	Purchased	04/25/14	11/26/14

(a) Description of Property	(b) Gross Sales Price	(c) Cost or Other Basis	(d) Expense of Sale	Manner Acquired (e) Deprec.	Date Acquired (f) Gain or Loss	Date Sold
275 SHS BANK OF AMERICA CORP	4,695.	4,415.	0.	Purchased	04/25/14	11/26/14

(a) Description of Property	(b) Gross Sales Price	(c) Cost or Other Basis	(d) Expense of Sale	Manner Acquired (e) Deprec.	Date Acquired (f) Gain or Loss	Date Sold
25 SHS BECTON DICKINSON & CO	3,370.	2,816.	0.	Purchased	04/25/14	11/26/14

(a) Description of Property	(b) Gross Sales Price	(c) Cost or Other Basis	(d) Expense of Sale	Manner Acquired (e) Deprec.	Date Acquired (f) Gain or Loss	Date Sold
14 SHS BERKSHIRE HATHAWAY INC-CL B	1,903.	1,783.	0.	Purchased	04/25/14	09/05/14

(a) Description of Property	(b) Gross Sales Price	(c) Cost or Other Basis	(d) Expense of Sale	(e) Deprec.	(f) Gain or Loss
Manner Acquired	Date Acquired	Date Sold			
743.767 SHS BERNSTEIN EMERGING MARKETS	Purchased	04/25/14	11/26/14		
	21,604.	20,540.	0.	0.	1,064.

(a) Description of Property	(b) Gross Sales Price	(c) Cost or Other Basis	(d) Expense of Sale	(e) Deprec.	(f) Gain or Loss
Manner Acquired	Date Acquired	Date Sold			
22 SHS BOEING CO	Purchased	04/25/14	11/26/14		
	2,874.	2,834.	0.	0.	40.

(a) Description of Property	(b) Gross Sales Price	(c) Cost or Other Basis	(d) Expense of Sale	(e) Deprec.	(f) Gain or Loss
Manner Acquired	Date Acquired	Date Sold			
35 SHS BOOZ ALLEN HAMILTON HOLDING	Purchased	05/21/14	11/26/14		
	935.	776.	0.	0.	159.

(a) Description of Property	(b) Gross Sales Price	(c) Cost or Other Basis	(d) Expense of Sale	(e) Deprec.	(f) Gain or Loss
Manner Acquired	Date Acquired	Date Sold			
145 SHS BROCADE COMMUNICATIONS SYS	Purchased	04/25/14	11/26/14		
	1,633.	1,341.	0.	0.	292.

(a) Description of Property	Manner Acquired	Date Acquired	Date Sold	
45 SHS CAPITAL ONE FINANCIAL CORP	Purchased	04/25/14	11/26/14	
(b) Gross Sales Price	(c) Cost or Other Basis	(d) Expense of Sale	(e) Deprec.	(f) Gain or Loss
3,712.	3,330.	0.	0.	382.

(a) Description of Property	Manner Acquired	Date Acquired	Date Sold	
59 SHS CBS CORP-CLASS B NON VOTING	Purchased	04/25/14	10/03/14	
(b) Gross Sales Price	(c) Cost or Other Basis	(d) Expense of Sale	(e) Deprec.	(f) Gain or Loss
3,261.	3,446.	0.	0.	-185.

(a) Description of Property	Manner Acquired	Date Acquired	Date Sold	
22 SHS CHUBB CORP	Purchased	04/25/14	11/26/14	
(b) Gross Sales Price	(c) Cost or Other Basis	(d) Expense of Sale	(e) Deprec.	(f) Gain or Loss
2,254.	1,988.	0.	0.	266.

(a) Description of Property	Manner Acquired	Date Acquired	Date Sold
55 SHS CITIGROUP INC	Purchased	04/25/14	10/01/14

(b) Gross Sales Price	(c) Cost or Other Basis	(d) Expense of Sale	(e) Deprec.	(f) Gain or Loss
2,821.	2,635.	0.	0.	186.

(a) Description of Property	(b) Gross Sales Price	(c) Cost or Other Basis	(d) Expense of Sale	Manner Acquired (e) Deprec.	Date Acquired (f) Gain or Loss	Date Sold
50 SHS COGNIZANT TECH SOLUTIONS-A	2,270.	2,447.	0.	Purchased	04/25/14	08/15/14

(a) Description of Property	(b) Gross Sales Price	(c) Cost or Other Basis	(d) Expense of Sale	Manner Acquired (e) Deprec.	Date Acquired (f) Gain or Loss	Date Sold
75 SHS COMCAST CORP-CLASS A	4,256.	3,831.	0.	Purchased	04/25/14	11/26/14

(a) Description of Property	(b) Gross Sales Price	(c) Cost or Other Basis	(d) Expense of Sale	Manner Acquired (e) Deprec.	Date Acquired (f) Gain or Loss	Date Sold
9 SHS COPA HOLDINGS SA-CLASS A	970.	1,288.	0.	Purchased	06/22/14	10/02/14

(a) Description of Property	(b) Gross Sales Price	(c) Cost or Other Basis	(d) Expense of Sale	Manner Acquired (e) Deprec.	Date Acquired (f) Gain or Loss	Date Sold
28 SHS COSTCO WHOLESALE CORP	3,900.	3,282.	0.	Purchased	04/25/14	11/26/14

(a) Description of Property	(b) Gross Sales Price	(c) Cost or Other Basis	(d) Expense of Sale	Manner Acquired (e) Deprec.	Date Acquired (f) Gain or Loss	Date Sold
55 SHS CVS HEALTH CORP	4,979.	4,043.	0.	Purchased	04/25/14	11/26/14

(a) Description of Property	(b) Gross Sales Price	(c) Cost or Other Basis	(d) Expense of Sale	Manner Acquired (e) Deprec.	Date Acquired (f) Gain or Loss	Date Sold
60 SHS DANAHER CORP	4,905.	4,390.	0.	Purchased	04/25/14	11/26/14

(a) Description of Property	(b) Gross Sales Price	(c) Cost or Other Basis	(d) Expense of Sale	Manner Acquired (e) Deprec.	Date Acquired (f) Gain or Loss	Date Sold
55 SHS DELTA AIR LINES INC	2,437.	1,953.	0.	Purchased	10/20/14	11/26/14

(a) Description of Property	(b) Gross Sales Price	(c) Cost or Other Basis	(d) Expense of Sale	Manner Acquired (e) Deprec.	Date Acquired (f) Gain or Loss	Date Sold
45 SHS DISCOVERY COMMUNICATION-A	1,555.	1,932.	0.	Purchased	08/11/14	10/14/14

(a) Description of Property	(b) Gross Sales Price	(c) Cost or Other Basis	(d) Expense of Sale	Manner Acquired (e) Deprec.	Date Acquired (f) Gain or Loss	Date Sold
45 SHS DOLLAR GENERAL CORP	2,959.	2,638.	0.	Purchased	07/30/14	11/26/14

(a) Description of Property	(b) Gross Sales Price	(c) Cost or Other Basis	(d) Expense of Sale	Manner Acquired (e) Deprec.	Date Acquired (f) Gain or Loss	Date Sold
50 SHS DOVER CORP	4,061.	4,228.	0.	Purchased	04/29/14	11/26/14

(a) Description of Property	(b) Gross Sales Price	(c) Cost or Other Basis	(d) Expense of Sale	Manner Acquired (e) Deprec.	Date Acquired (f) Gain or Loss	Date Sold
55 SHS DOW CHEMICAL CO/THE	2,840.	2,690.	0.	Purchased	04/25/14	11/26/14

(a) Description of Property	(b) Gross Sales Price	(c) Cost or Other Basis	(d) Expense of Sale	Manner Acquired (e) Deprec.	Date Acquired (f) Gain or Loss	Date Sold
50 SHS DR PEPPER SNAPPLE GROUP INC	3,644.	3,038.	0.	Purchased	07/08/14	11/26/14

(a) Description of Property	(b) Gross Sales Price	(c) Cost or Other Basis	(d) Expense of Sale	(e) Deprec.	(f) Gain or Loss
40 SHS DTE ENERGY COMPANY	3,229.	3,102.	0.	0.	127.

(a) Description of Property	(b) Gross Sales Price	(c) Cost or Other Basis	(d) Expense of Sale	(e) Deprec.	(f) Gain or Loss
97 SHS EBAY INC	5,194.	5,157.	0.	0.	37.

(a) Description of Property	(b) Gross Sales Price	(c) Cost or Other Basis	(d) Expense of Sale	(e) Deprec.	(f) Gain or Loss
100 SHS ELECTRONIC ARTS INC	4,374.	2,815.	0.	0.	1,559.

(a) Description of Property	(b) Gross Sales Price	(c) Cost or Other Basis	(d) Expense of Sale	(e) Deprec.	(f) Gain or Loss
85 SHS EMC CORP/MASS	2,549.	2,464.	0.	0.	85.

(a) Description of Property	(b) Gross Sales Price	(c) Cost or Other Basis	(d) Expense of Sale	(e) Deprec.	(f) Gain or Loss
25 SHS EOG RESOURCES INC	2,356.	2,818.	0.	0.	-462.

(a) Description of Property	(b) Gross Sales Price	(c) Cost or Other Basis	(d) Expense of Sale	(e) Deprec.	(f) Gain or Loss
35 SHS ESTEE LAUDER COMPANIES-CL A	2,552.	2,642.	0.	0.	-90.

(a) Description of Property	(b) Gross Sales Price	(c) Cost or Other Basis	(d) Expense of Sale	(e) Deprec.	(f) Gain or Loss
9 SHS EVEREST RE GROUP LTD	1,578.	1,422.	0.	0.	156.

(a) Description of Property	(b) Gross Sales Price	(c) Cost or Other Basis	(d) Expense of Sale	(e) Deprec.	(f) Gain or Loss
16 SHS F5 NETWORKS INC	1,917.	1,656.	0.	0.	261.

(a) Description of Property	(b) Gross Sales Price	(c) Cost or Other Basis	(d) Expense of Sale	(e) Deprec.	(f) Gain or Loss
30 SHS FACEBOOK INC-A	2,329.	1,852.	0.	0.	477.

(a) Description of Property	(b) Gross Sales Price	(c) Cost or Other Basis	(d) Expense of Sale	(e) Deprec.	(f) Gain or Loss
14 SHS FEDEX CORP	2,003.	1,880.	0.	0.	123.

(a) Description of Property	(b) Gross Sales Price	(c) Cost or Other Basis	(d) Expense of Sale	(e) Deprec.	(f) Gain or Loss
65 SHS FIDELITY NATIONAL INFORMATION	3,954.	3,434.	0.	0.	520.

(a) Description of Property	(b) Gross Sales Price	(c) Cost or Other Basis	(d) Expense of Sale	(e) Deprec.	(f) Gain or Loss
31 SHS FISERV INC	2,199.	2,046.	0.	0.	153.

(a) Description of Property	(b) Gross Sales Price	(c) Cost or Other Basis	(d) Expense of Sale	(e) Deprec.	(f) Gain or Loss
Manner Acquired	Date Acquired	Date Sold			
300 SHS FORD MOTOR CO	Purchased	04/25/14	11/26/14		
	4,683.	4,703.	0.	0.	-20.

(a) Description of Property	(b) Gross Sales Price	(c) Cost or Other Basis	(d) Expense of Sale	(e) Deprec.	(f) Gain or Loss
Manner Acquired	Date Acquired	Date Sold			
65 SHS GAMESTOP CORP-CLASS A	Purchased	04/25/14	11/26/14		
	2,423.	2,551.	0.	0.	-128.

(a) Description of Property	(b) Gross Sales Price	(c) Cost or Other Basis	(d) Expense of Sale	(e) Deprec.	(f) Gain or Loss
Manner Acquired	Date Acquired	Date Sold			
70 SHS GANNETT CO	Purchased	04/25/14	07/02/14		
	2,223.	1,907.	0.	0.	316.

(a) Description of Property	(b) Gross Sales Price	(c) Cost or Other Basis	(d) Expense of Sale	(e) Deprec.	(f) Gain or Loss
Manner Acquired	Date Acquired	Date Sold			
135 SHS GENWORTH FINANCIAL INC-CL A	Purchased	04/25/14	07/30/14		
	2,065.	2,337.	0.	0.	-272.

(a) Description of Property	(b) Gross Sales Price	(c) Cost or Other Basis	(d) Expense of Sale	(e) Deprec.	(f) Gain or Loss
65 SHS GILEAD SCIENCES INC	6,536.	5,019.	0.	0.	1,517.

(a) Description of Property	(b) Gross Sales Price	(c) Cost or Other Basis	(d) Expense of Sale	(e) Deprec.	(f) Gain or Loss
12 SHS GOLDMAN SACHS GROUP INC	2,260.	1,976.	0.	0.	284.

(a) Description of Property	(b) Gross Sales Price	(c) Cost or Other Basis	(d) Expense of Sale	(e) Deprec.	(f) Gain or Loss
13 SHS GOOGLE INC-CL C	6,986.	6,771.	0.	0.	215.

(a) Description of Property	(b) Gross Sales Price	(c) Cost or Other Basis	(d) Expense of Sale	(e) Deprec.	(f) Gain or Loss
50 SHS HALLIBURTON CO	2,635.	3,231.	0.	0.	-596.

(a) Description of Property	(b) Gross Sales Price	(c) Cost or Other Basis	(d) Expense of Sale	(e) Deprec.	(f) Gain or Loss
14 SHS HASBRO INC	761.	770.	0.	0.	-9.

(a) Description of Property	(b) Gross Sales Price	(c) Cost or Other Basis	(d) Expense of Sale	(e) Deprec.	(f) Gain or Loss
35 SHS HEALTH NET INC	1,412.	1,180.	0.	0.	232.

(a) Description of Property	(b) Gross Sales Price	(c) Cost or Other Basis	(d) Expense of Sale	(e) Deprec.	(f) Gain or Loss
30 SHS HERSHEY CO	2,756.	2,886.	0.	0.	-130.

(a) Description of Property	(b) Gross Sales Price	(c) Cost or Other Basis	(d) Expense of Sale	(e) Deprec.	(f) Gain or Loss
75 SHS HESS CORP	6,254.	6,562.	0.	0.	-308.

(a) Description of Property	(b) Gross Sales Price	(c) Cost or Other Basis	(d) Expense of Sale	(e) Deprec.	(f) Gain or Loss
170 SHS HEWLETT-PACKARD CO	6,635.	5,399.	0.	0.	1,236.

(a) Description of Property	(b) Gross Sales Price	(c) Cost or Other Basis	(d) Expense of Sale	(e) Deprec.	(f) Gain or Loss
55 SHS HOME DEPOT INC	5,360.	4,355.	0.	0.	1,005.

(a) Description of Property	(b) Gross Sales Price	(c) Cost or Other Basis	(d) Expense of Sale	(e) Deprec.	(f) Gain or Loss
11 SHS INTERCONTINENTAL EXCHANGE IN	2,371.	2,235.	0.	0.	136.

(a) Description of Property	(b) Gross Sales Price	(c) Cost or Other Basis	(d) Expense of Sale	(e) Deprec.	(f) Gain or Loss
7 SHS INTUITIVE SURGICAL INC	3,490.	2,562.	0.	0.	928.

(a) Description of Property	(b) Gross Sales Price	(c) Cost or Other Basis	(d) Expense of Sale	(e) Deprec.	(f) Gain or Loss
55 SHS ITT CORP					
	2,405.	2,643.	0.	0.	-238.

(a) Description of Property	(b) Gross Sales Price	(c) Cost or Other Basis	(d) Expense of Sale	(e) Deprec.	(f) Gain or Loss
50 SHS JOHNSON & JOHNSON					
	5,352.	4,991.	0.	0.	361.

(a) Description of Property	(b) Gross Sales Price	(c) Cost or Other Basis	(d) Expense of Sale	(e) Deprec.	(f) Gain or Loss
50 SHS JPMORGAN CHASE & CO					
	3,014.	2,795.	0.	0.	219.

(a) Description of Property	(b) Gross Sales Price	(c) Cost or Other Basis	(d) Expense of Sale	(e) Deprec.	(f) Gain or Loss
95 SHS KROGER CO					
	5,254.	4,289.	0.	0.	965.

(a) Description of Property	(b) Gross Sales Price	(c) Cost or Other Basis	(d) Expense of Sale	Manner Acquired	Date Acquired	Date Sold
15 SHS L-3 COMMUNICATIONS HOLDINGS				Purchased	11/14/14	11/26/14
	1,868.	1,794.	0.	(e) Deprec.	0.	(f) Gain or Loss 74.

(a) Description of Property	(b) Gross Sales Price	(c) Cost or Other Basis	(d) Expense of Sale	Manner Acquired	Date Acquired	Date Sold
90 SHS LINCOLN NATIONAL CORP				Purchased	04/25/14	11/26/14
	5,072.	4,260.	0.	(e) Deprec.	0.	(f) Gain or Loss 812.

(a) Description of Property	(b) Gross Sales Price	(c) Cost or Other Basis	(d) Expense of Sale	Manner Acquired	Date Acquired	Date Sold
80 SHS LINEAR TECHNOLOGY CORP				Purchased	04/25/14	10/17/14
	3,151.	3,613.	0.	(e) Deprec.	0.	(f) Gain or Loss -462.

(a) Description of Property	(b) Gross Sales Price	(c) Cost or Other Basis	(d) Expense of Sale	Manner Acquired	Date Acquired	Date Sold
12 SHS LOCKHEED MARTIN CORP				Purchased	04/25/14	11/26/14
	2,267.	1,932.	0.	(e) Deprec.	0.	(f) Gain or Loss 335.

(a) Description of Property	(b) Gross Sales Price	(c) Cost or Other Basis	(d) Expense of Sale	(e) Deprec.	(f) Gain or Loss
30 SHS LORILLARD INC	1,805.	1,617.	0.	0.	188.

(a) Description of Property	(b) Gross Sales Price	(c) Cost or Other Basis	(d) Expense of Sale	(e) Deprec.	(f) Gain or Loss
25 SHS LYONDELLBASELL INDU-CL A	2,227.	2,278.	0.	0.	-51.

(a) Description of Property	(b) Gross Sales Price	(c) Cost or Other Basis	(d) Expense of Sale	(e) Deprec.	(f) Gain or Loss
30 SHS MACY'S INC	1,728.	1,729.	0.	0.	-1.

(a) Description of Property	(b) Gross Sales Price	(c) Cost or Other Basis	(d) Expense of Sale	(e) Deprec.	(f) Gain or Loss
12 SHS MCDONALD'S CORP	1,140.	1,206.	0.	0.	-66.

(a) Description of Property	(b) Gross Sales Price	(c) Cost or Other Basis	(d) Expense of Sale	(e) Deprec.	(f) Gain or Loss
50 SHS MEAD JOHNSON NUTRITION CO	5,048.	4,374.	0.	0.	674.

(a) Description of Property	(b) Gross Sales Price	(c) Cost or Other Basis	(d) Expense of Sale	(e) Deprec.	(f) Gain or Loss
55 SHS MEDTRONIC INC	3,888.	3,203.	0.	0.	685.

(a) Description of Property	(b) Gross Sales Price	(c) Cost or Other Basis	(d) Expense of Sale	(e) Deprec.	(f) Gain or Loss
24 SHS MERCK & CO. INC.	1,432.	1,375.	0.	0.	57.

(a) Description of Property	(b) Gross Sales Price	(c) Cost or Other Basis	(d) Expense of Sale	(e) Deprec.	(f) Gain or Loss
155 SHS MICROSOFT CORP	7,415.	6,503.	0.	0.	912.

(a) Description of Property	(b) Gross Sales Price	(c) Cost or Other Basis	(d) Expense of Sale	(e) Deprec.	(f) Gain or Loss
35 SHS MONDELEZ INTERNATIONAL-W/I	1,261.	1,236.	0.	0.	25.

(a) Description of Property	(b) Gross Sales Price	(c) Cost or Other Basis	(d) Expense of Sale	(e) Deprec.	(f) Gain or Loss
25 SHS MONSANTO CO	3,015.	2,746.	0.	0.	269.

(a) Description of Property	(b) Gross Sales Price	(c) Cost or Other Basis	(d) Expense of Sale	(e) Deprec.	(f) Gain or Loss
40 SHS MONSTER BEVERAGE CORP	4,407.	2,623.	0.	0.	1,784.

(a) Description of Property	(b) Gross Sales Price	(c) Cost or Other Basis	(d) Expense of Sale	(e) Deprec.	(f) Gain or Loss
30 SHS MURPHY OIL CORP	1,554.	2,017.	0.	0.	-463.

(a) Description of Property	(b) Gross Sales Price	(c) Cost or Other Basis	(d) Expense of Sale	Manner Acquired (e) Deprec.	Date Acquired (f) Gain or Loss	Date Sold
70 SHS NAVIENT CORP	1,120.	1,152.	0.	Purchased	04/25/14	05/20/14

(a) Description of Property	(b) Gross Sales Price	(c) Cost or Other Basis	(d) Expense of Sale	Manner Acquired (e) Deprec.	Date Acquired (f) Gain or Loss	Date Sold
9 SHS NETSUITE INC	948.	661.	0.	Purchased	05/07/14	11/26/14

(a) Description of Property	(b) Gross Sales Price	(c) Cost or Other Basis	(d) Expense of Sale	Manner Acquired (e) Deprec.	Date Acquired (f) Gain or Loss	Date Sold
50 SHS NIKE INC -CL B	4,759.	3,839.	0.	Purchased	04/25/14	11/26/14

(a) Description of Property	(b) Gross Sales Price	(c) Cost or Other Basis	(d) Expense of Sale	Manner Acquired (e) Deprec.	Date Acquired (f) Gain or Loss	Date Sold
21 SHS NXP SEMICONDUCTORS NV	1,633.	1,313.	0.	Purchased	07/30/14	11/26/14

(a) Description of Property	(b) Gross Sales Price	(c) Cost or Other Basis	(d) Expense of Sale	Manner Acquired	Date Acquired	Date Sold
60 SHS OCCIDENTAL PETROLEUM CORP				Purchased	04/25/14	11/26/14
	5,175.	5,915.	0.	(e) Deprec.	0.	(f) Gain or Loss -740.

(a) Description of Property	(b) Gross Sales Price	(c) Cost or Other Basis	(d) Expense of Sale	Manner Acquired	Date Acquired	Date Sold
275 SHS OFFICE DEPOT INC				Purchased	04/25/14	11/26/14
	1,817.	1,138.	0.	(e) Deprec.	0.	(f) Gain or Loss 679.

(a) Description of Property	(b) Gross Sales Price	(c) Cost or Other Basis	(d) Expense of Sale	Manner Acquired	Date Acquired	Date Sold
29 SHS ORACLE CORP				Purchased	06/27/14	11/26/14
	1,210.	1,185.	0.	(e) Deprec.	0.	(f) Gain or Loss 25.

(a) Description of Property	(b) Gross Sales Price	(c) Cost or Other Basis	(d) Expense of Sale	Manner Acquired	Date Acquired	Date Sold
14 SHS PARKER HANNIFIN CORP				Purchased	04/25/14	07/29/14
	1,667.	1,714.	0.	(e) Deprec.	0.	(f) Gain or Loss -47.

(a) Description of Property	(b) Gross Sales Price	(c) Cost or Other Basis	(d) Expense of Sale	(e) Deprec.	(f) Gain or Loss
35 SHS PARTNERRE LTD	4,087.	3,674.	0.	0.	413.

(a) Description of Property	(b) Gross Sales Price	(c) Cost or Other Basis	(d) Expense of Sale	(e) Deprec.	(f) Gain or Loss
19 SHS PEPSICO INC	1,885.	1,671.	0.	0.	214.

(a) Description of Property	(b) Gross Sales Price	(c) Cost or Other Basis	(d) Expense of Sale	(e) Deprec.	(f) Gain or Loss
225 SHS PFIZER INC	6,912.	6,915.	0.	0.	-3.

(a) Description of Property	(b) Gross Sales Price	(c) Cost or Other Basis	(d) Expense of Sale	(e) Deprec.	(f) Gain or Loss
30 SHS PHILIP MORRIS INTERNATIONAL	2,595.	2,533.	0.	0.	62.

(a) Description of Property	(b) Gross Sales Price	(c) Cost or Other Basis	(d) Expense of Sale	(e) Deprec.	(f) Gain or Loss
16 SHS POLARIS INDUSTRIES INC	2,501.	2,134.	0.	0.	367.

(a) Description of Property	(b) Gross Sales Price	(c) Cost or Other Basis	(d) Expense of Sale	(e) Deprec.	(f) Gain or Loss
6 SHS PRECISION CASTPARTS CORP	1,435.	1,509.	0.	0.	-74.

(a) Description of Property	(b) Gross Sales Price	(c) Cost or Other Basis	(d) Expense of Sale	(e) Deprec.	(f) Gain or Loss
3 SHS PRICELINE GROUP INC	3,573.	3,527.	0.	0.	46.

(a) Description of Property	(b) Gross Sales Price	(c) Cost or Other Basis	(d) Expense of Sale	(e) Deprec.	(f) Gain or Loss
40 SHS QUINTILES TRANSNATIONAL HOLDIN	2,304.	1,984.	0.	0.	320.

(a) Description of Property	(b) Gross Sales Price	(c) Cost or Other Basis	(d) Expense of Sale	(e) Deprec.	(f) Gain or Loss
40 SHS RAYTHEON COMPANY	4,261.	3,782.	0.	0.	479.

(a) Description of Property	(b) Gross Sales Price	(c) Cost or Other Basis	(d) Expense of Sale	(e) Deprec.	(f) Gain or Loss
35 SHS SCHLUMBERGER LTD	3,270.	3,481.	0.	0.	-211.

(a) Description of Property	(b) Gross Sales Price	(c) Cost or Other Basis	(d) Expense of Sale	(e) Deprec.	(f) Gain or Loss
20 SHS SERVICENOW INC	1,285.	934.	0.	0.	351.

(a) Description of Property	(b) Gross Sales Price	(c) Cost or Other Basis	(d) Expense of Sale	(e) Deprec.	(f) Gain or Loss
17 SHS SHERWIN-WILLIAMS CO	4,081.	3,432.	0.	0.	649.

(a) Description of Property	(b) Gross Sales Price	(c) Cost or Other Basis	(d) Expense of Sale	(e) Deprec.	(f) Gain or Loss
155 SHS SLM CORP	1,490.	1,384.	0.	0.	106.

(a) Description of Property	(b) Gross Sales Price	(c) Cost or Other Basis	(d) Expense of Sale	(e) Deprec.	(f) Gain or Loss
65 SHS STARBUCKS CORP	5,171.	4,769.	0.	0.	402.

(a) Description of Property	(b) Gross Sales Price	(c) Cost or Other Basis	(d) Expense of Sale	(e) Deprec.	(f) Gain or Loss
6 SHS TIME INC	138.	137.	0.	0.	1.

(a) Description of Property	(b) Gross Sales Price	(c) Cost or Other Basis	(d) Expense of Sale	(e) Deprec.	(f) Gain or Loss
70 SHS TIME WARNER INC	5,755.	4,741.	0.	0.	1,014.

(a) Description of Property	(b) Gross Sales Price	(c) Cost or Other Basis	(d) Expense of Sale	(e) Deprec.	(f) Gain or Loss
65 SHS TJX COMPANIES INC	3,433.	3,790.	0.	0.	-357.

(a) Description of Property	(b) Gross Sales Price	(c) Cost or Other Basis	(d) Expense of Sale	(e) Deprec.	(f) Gain or Loss
65 SHS TWENTY-FIRST CENTURY FOX-A	2,123.	2,152.	0.	0.	-29.

(a) Description of Property	(b) Gross Sales Price	(c) Cost or Other Basis	(d) Expense of Sale	(e) Deprec.	(f) Gain or Loss
60 SHS UNION PACIFIC CORP	6,995.	5,638.	0.	0.	1,357.

(a) Description of Property	(b) Gross Sales Price	(c) Cost or Other Basis	(d) Expense of Sale	(e) Deprec.	(f) Gain or Loss
17 SHS UNITED TECHNOLOGIES CORP	1,848.	1,996.	0.	0.	-148.

(a) Description of Property	(b) Gross Sales Price	(c) Cost or Other Basis	(d) Expense of Sale	(e) Deprec.	(f) Gain or Loss
9 SHS UNITEDHEALTH GROUP INC	882.	783.	0.	0.	99.

(a) Description of Property	(b) Gross Sales Price	(c) Cost or Other Basis	(d) Expense of Sale	(e) Deprec.	(f) Gain or Loss
65 SHS US BANCORP	2,876.	2,621.	0.	0.	255.

(a) Description of Property	(b) Gross Sales Price	(c) Cost or Other Basis	(d) Expense of Sale	(e) Deprec.	(f) Gain or Loss
139 SHS VALERO ENERGY CORP	6,973.	7,309.	0.	0.	-336.

(a) Description of Property	(b) Gross Sales Price	(c) Cost or Other Basis	(d) Expense of Sale	(e) Deprec.	(f) Gain or Loss
100 SHS VERIZON COMMUNICATIONS INC	4,967.	4,597.	0.	0.	370.

(a) Description of Property	(b) Gross Sales Price	(c) Cost or Other Basis	(d) Expense of Sale	(e) Deprec.	(f) Gain or Loss
17 SHS VERTEX PHARMACEUTICALS INC	1,586.	1,124.	0.	0.	462.

(a) Description of Property	(b) Gross Sales Price	(c) Cost or Other Basis	(d) Expense of Sale	(e) Deprec.	(f) Gain or Loss
35 SHS VIACOM INC-CLASS B	2,787.	2,927.	0.	0.	-140.

(a) Description of Property	(b) Gross Sales Price	(c) Cost or Other Basis	(d) Expense of Sale	(e) Deprec.	(f) Gain or Loss
22 SHS VISA INC - CLASS A SHRS	5,640.	4,402.	0.	0.	1,238.

(a) Description of Property	(b) Gross Sales Price	(c) Cost or Other Basis	(d) Expense of Sale	(e) Deprec.	(f) Gain or Loss
18 SHS WAL-MART STORES INC	1,369.	1,412.	0.	0.	-43.

(a) Description of Property	(b) Gross Sales Price	(c) Cost or Other Basis	(d) Expense of Sale	(e) Deprec.	(f) Gain or Loss
50 SHS WALT DISNEY CO	4,597.	4,057.	0.	0.	540.

(a) Description of Property	(b) Gross Sales Price	(c) Cost or Other Basis	(d) Expense of Sale	(e) Deprec.	(f) Gain or Loss
45 SHS WELLPOINT INC	5,693.	5,155.	0.	0.	538.

(a) Description of Property	(b) Gross Sales Price	(c) Cost or Other Basis	(d) Expense of Sale	(e) Deprec.	(f) Gain or Loss
145 SHS WELLS FARGO & COMPANY	7,862.	7,214.	0.	0.	648.

(a) Description of Property	(b) Gross Sales Price	(c) Cost or Other Basis	(d) Expense of Sale	(e) Deprec.	(f) Gain or Loss
225 SHS XEROX CORP	3,118.	2,673.	0.	0.	445.

(a) Description of Property	(b) Gross Sales Price	(c) Cost or Other Basis	(d) Expense of Sale	(e) Deprec.	(f) Gain or Loss
6876.446 SHS BERNSTEIN INTERNATIONAL	110,023.	112,980.	0.	0.	-2,957.

(a) Description of Property	(b) Gross Sales Price	(c) Cost or Other Basis	(d) Expense of Sale	(e) Deprec.	(f) Gain or Loss
12 SHS BIOGEN IDEC INC	3,657.	3,455.	0.	0.	202.

(a) Description of Property	(b) Gross Sales Price	(c) Value at Time of Acq.	(d) Expense of Sale	(e) Deprec.	(f) Gain or Loss
40 SHS AFFILIATED MANAGERS GROUP INC	7,454.	7,455.	0.	0.	-1.

(a) Description of Property	(b) Gross Sales Price	(c) Value at Time of Acq.	(d) Expense of Sale	(e) Deprec.	(f) Gain or Loss
80 SHS ANSYS INC	6,733.	6,585.	0.	0.	148.

(a) Description of Property	(b) Gross Sales Price	(c) Value at Time of Acq.	(d) Expense of Sale	(e) Deprec.	(f) Gain or Loss
3200 SHS APPLIED MATERIALS INC	61,470.	60,352.	0.	0.	1,118.

(a) Description of Property	(b) Gross Sales Price	(c) Value at Time of Acq.	(d) Expense of Sale	(e) Deprec.	(f) Gain or Loss
500 SHS BANK OF AMERICA CORP	8,290.	8,135.	0.	0.	155.

(a) Description of Property	(b) Gross Sales Price	(c) Value at Time of Acq.	(d) Expense of Sale	(e) Deprec.	(f) Gain or Loss
50 SHS BIOGEN IDEC INC	16,635.	15,823.	0.	0.	812.

(a) Description of Property	(b) Gross Sales Price	(c) Value at Time of Acq.	(d) Expense of Sale	(e) Deprec.	(f) Gain or Loss
100 SHS BOEING CO	13,045.	12,908.	0.	0.	137.

(a) Description of Property	(b) Gross Sales Price	(c) Value at Time of Acq.	(d) Expense of Sale	(e) Deprec.	(f) Gain or Loss
Manner Acquired	Date Acquired	Date Sold			
140 SHS CELGENE CORP	Donated	08/12/12	02/19/14		
	22,929.	22,165.	0.	0.	764.

(a) Description of Property	(b) Gross Sales Price	(c) Value at Time of Acq.	(d) Expense of Sale	(e) Deprec.	(f) Gain or Loss
Manner Acquired	Date Acquired	Date Sold			
24 SHS CHIPOTLE MEXICAN GRILL-CL A	Donated	07/31/12	02/19/14		
	13,306.	13,150.	0.	0.	156.

(a) Description of Property	(b) Gross Sales Price	(c) Value at Time of Acq.	(d) Expense of Sale	(e) Deprec.	(f) Gain or Loss
Manner Acquired	Date Acquired	Date Sold			
550 SHS CIT GROUP INC	Donated	12/14/11	04/23/14		
	25,684.	25,757.	0.	0.	-73.

(a) Description of Property	(b) Gross Sales Price	(c) Value at Time of Acq.	(d) Expense of Sale	(e) Deprec.	(f) Gain or Loss
Manner Acquired	Date Acquired	Date Sold			
1000 SHS CITIGROUP INC	Donated	11/08/12	02/19/14		
	49,258.	49,410.	0.	0.	-152.

(a) Description of Property	(b) Gross Sales Price	(c) Value at Time of Acq.	(d) Expense of Sale	(e) Deprec.	(f) Gain or Loss
Manner Acquired	Date Acquired	Date Sold			
150 SHS COGNIZANT TECH SOLUTIONS-A	Donated	11/08/12	02/24/14		
	15,286.	14,693.	0.	0.	593.

(a) Description of Property	(b) Gross Sales Price	(c) Value at Time of Acq.	(d) Expense of Sale	(e) Deprec.	(f) Gain or Loss
Manner Acquired	Date Acquired	Date Sold			
3550 SHS DELTA AIR LINES INC	Donated	11/08/12	02/24/14		
	115,595.	110,831.	0.	0.	4,764.

(a) Description of Property	(b) Gross Sales Price	(c) Value at Time of Acq.	(d) Expense of Sale	(e) Deprec.	(f) Gain or Loss
Manner Acquired	Date Acquired	Date Sold			
380 SHS DISCOVER FINANCIAL SERVICES	Donated	11/16/12	02/24/14		
	21,926.	21,668.	0.	0.	258.

(a) Description of Property	(b) Gross Sales Price	(c) Value at Time of Acq.	(d) Expense of Sale	(e) Deprec.	(f) Gain or Loss
Manner Acquired	Date Acquired	Date Sold			
600 SHS ELECTRONIC ARTS INC	Donated	02/20/13	04/01/14		
	17,325.	17,322.	0.	0.	3.

(a) Description of Property	(b) Gross Sales Price	(c) Value at Time of Acq.	(d) Expense of Sale	(e) Deprec.	(f) Gain or Loss
50 SHS EOG RESOURCES INC	9,070.	8,745.	0.	0.	325.

(a) Description of Property	(b) Gross Sales Price	(c) Value at Time of Acq.	(d) Expense of Sale	(e) Deprec.	(f) Gain or Loss
450 SHS EVEREST RE GROUP LTD	66,610.	66,654.	0.	0.	-44.

(a) Description of Property	(b) Gross Sales Price	(c) Value at Time of Acq.	(d) Expense of Sale	(e) Deprec.	(f) Gain or Loss
300 SHS FACEBOOK INC-A	18,643.	18,849.	0.	0.	-206.

(a) Description of Property	(b) Gross Sales Price	(c) Value at Time of Acq.	(d) Expense of Sale	(e) Deprec.	(f) Gain or Loss
117 SHS FLOWSERVE CORPORATION	9,506.	8,895.	0.	0.	611.

(a) Description of Property	(b) Gross Sales Price	(c) Value at Time of Acq.	(d) Expense of Sale	(e) Deprec.	(f) Gain or Loss
1800 SHS FORD MOTOR CO	27,615.	122,256.	0.	0.	-94,641.

(a) Description of Property	(b) Gross Sales Price	(c) Value at Time of Acq.	(d) Expense of Sale	(e) Deprec.	(f) Gain or Loss
900 SHS GENERAL MOTORS CO	31,376.	30,933.	0.	0.	443.

(a) Description of Property	(b) Gross Sales Price	(c) Value at Time of Acq.	(d) Expense of Sale	(e) Deprec.	(f) Gain or Loss
700 SHS HEWLETT-PACKARD CO	21,037.	20,783.	0.	0.	254.

(a) Description of Property	(b) Gross Sales Price	(c) Value at Time of Acq.	(d) Expense of Sale	(e) Deprec.	(f) Gain or Loss
400 SHS ILLINOIS TOOL WORKS	34,204.	34,300.	0.	0.	-96.

(a) Description of Property	(b) Gross Sales Price	(c) Value at Time of Acq.	(d) Expense of Sale	(e) Deprec.	(f) Gain or Loss
50 SHS INTERCONTINENTAL EXCHANGE IN	9,709.	9,938.	0.	0.	-229.

(a) Description of Property	(b) Gross Sales Price	(c) Value at Time of Acq.	(d) Expense of Sale	(e) Deprec.	(f) Gain or Loss
900 SHS KROGER CO	40,618.	40,545.	0.	0.	73.

(a) Description of Property	(b) Gross Sales Price	(c) Value at Time of Acq.	(d) Expense of Sale	(e) Deprec.	(f) Gain or Loss
300 SHS LEAR CORP	24,171.	23,565.	0.	0.	606.

(a) Description of Property	(b) Gross Sales Price	(c) Value at Time of Acq.	(d) Expense of Sale	(e) Deprec.	(f) Gain or Loss
10 SHS LINKEDIN CORP - A	1,993.	1,951.	0.	0.	42.

(a) Description of Property	(b) Gross Sales Price	(c) Value at Time of Acq.	(d) Expense of Sale	(e) Deprec.	(f) Gain or Loss
830 SHS LYONDELLBASELL INDU-CL A	72,442.	71,671.	0.	0.	771.

(a) Description of Property	(b) Gross Sales Price	(c) Value at Time of Acq.	(d) Expense of Sale	(e) Deprec.	(f) Gain or Loss
200 SHS MICRON TECHNOLOGY INC	4,936.	5,098.	0.	0.	-162.

(a) Description of Property	(b) Gross Sales Price	(c) Value at Time of Acq.	(d) Expense of Sale	(e) Deprec.	(f) Gain or Loss
95 SHS NOBLE ENERGY INC	6,570.	6,334.	0.	0.	236.

(a) Description of Property	(b) Gross Sales Price	(c) Value at Time of Acq.	(d) Expense of Sale	(e) Deprec.	(f) Gain or Loss
400 SHS PFIZER INC	12,753.	12,596.	0.	0.	157.

(a) Description of Property	(b) Gross Sales Price	(c) Value at Time of Acq.	(d) Expense of Sale	(e) Deprec.	(f) Gain or Loss
20 SHS PRECISION CASTPARTS CORP	5,207.	5,205.	0.	0.	2.

(a) Description of Property	(b) Gross Sales Price	(c) Value at Time of Acq.	(d) Expense of Sale	(e) Deprec.	(f) Gain or Loss
15 SHS PRICELINE GROUP INC	18,840.	18,067.	0.	0.	773.

(a) Description of Property	(b) Gross Sales Price	(c) Value at Time of Acq.	(d) Expense of Sale	(e) Deprec.	(f) Gain or Loss
1300 SHS PULTE GROUP INC	25,308.	24,830.	0.	0.	478.

(a) Description of Property	(b) Gross Sales Price	(c) Value at Time of Acq.	(d) Expense of Sale	(e) Deprec.	(f) Gain or Loss
50 SHS SCHLUMBERGER LTD	4,672.	4,536.	0.	0.	136.

(a) Description of Property	(b) Gross Sales Price	(c) Value at Time of Acq.	(d) Expense of Sale	(e) Deprec.	(f) Gain or Loss
125 SHS VERTEX PHARMACEUTICALS INC	10,546.	10,395.	0.	0.	151.

(a) Description of Property	(b) Gross Sales Price	(c) Value at Time of Acq.	(d) Expense of Sale	(e) Deprec.	(f) Gain or Loss
50 SHS VF CORP	3,118.	3,098.	0.	0.	20.

(a) Description of Property	(b) Gross Sales Price	(c) Value at Time of Acq.	(d) Expense of Sale	(e) Deprec.	(f) Gain or Loss
500 SHS VIACOM INC-CLASS B	42,182.	42,065.	0.	0.	117.

(a) Description of Property	(b) Gross Sales Price	(c) Value at Time of Acq.	(d) Expense of Sale	(e) Deprec.	(f) Gain or Loss
70 SHS WALT DISNEY CO	5,676.	5,548.	0.	0.	128.

(a) Description of Property	(b) Gross Sales Price	(c) Value at Time of Acq.	(d) Expense of Sale	(e) Deprec.	(f) Gain or Loss
375 SHS WELLPOINT INC	37,331.	37,399.	0.	0.	-68.

(a) Description of Property	(b) Gross Sales Price	(c) Value at Time of Acq.	(d) Expense of Sale	(e) Deprec.	(f) Gain or Loss
1900 SHS WELLS FARGO & COMPANY	87,782.	86,982.	0.	0.	800.

(a) Description of Property	(b) Gross Sales Price	(c) Cost or Other Basis	(d) Expense of Sale	(e) Deprec.	(f) Gain or Loss
CASH IN LIEU TIME INC	6.	0.	0.	0.	6.

(a) Description of Property	(b) Gross Sales Price	(c) Cost or Other Basis	(d) Expense of Sale	(e) Deprec.	(f) Gain or Loss
LT CAP GAINS BERNSTEIN BOND FUNDS	303.	0.	0.	0.	303.

(a) Description of Property	(b) Gross Sales Price	(c) Value at Time of Acq.	(d) Expense of Sale	(e) Deprec.	(f) Gain or Loss
15 SHS FLOWERVE CORP	1,102.	1,149.	0.	0.	-47.

(a) Description of Property	(b) Gross Sales Price	(c) Value at Time of Acq.	(d) Expense of Sale	(e) Deprec.	(f) Gain or Loss
300 SHS FACEBOOK	17,449.	17,362.	0.	0.	87.

(a) Description of Property	(b) Gross Sales Price	(c) Value at Time of Acq.	(d) Expense of Sale	(e) Deprec.	(f) Gain or Loss
250 SHS GILEAD SCIENCE	16,992.	18,753.	0.	0.	-1,761.

(a) Description of Property	(b) Gross Sales Price	(c) Value at Time of Acq.	(d) Expense of Sale	(e) Deprec.	(f) Gain or Loss
115 SHS ILLUMINA INC	15,399.	12,474.	0.	0.	2,925.

(a) Description of Property	(b) Gross Sales Price	(c) Value at Time of Acq.	(d) Expense of Sale	(e) Deprec.	(f) Gain or Loss
Manner Acquired	Date Acquired	Date Sold			
65 SHS 65 SHS LINKEDIN CORP	Donated	06/05/12	04/16/14		
	10,971.	14,294.	0.	0.	-3,323.

(a) Description of Property	(b) Gross Sales Price	(c) Value at Time of Acq.	(d) Expense of Sale	(e) Deprec.	(f) Gain or Loss
Manner Acquired	Date Acquired	Date Sold			
7902 SHS MICRON TECH CORP	Donated	12/21/12	04/16/14		
	170,830.	173,804.	0.	0.	-2,974.

(a) Description of Property	(b) Gross Sales Price	(c) Value at Time of Acq.	(d) Expense of Sale	(e) Deprec.	(f) Gain or Loss
Manner Acquired	Date Acquired	Date Sold			
15 SHS PHH CORP	Donated	05/19/98	01/07/14		
	364.	428.	0.	0.	-64.

(a) Description of Property	(b) Gross Sales Price	(c) Value at Time of Acq.	(d) Expense of Sale	(e) Deprec.	(f) Gain or Loss
Manner Acquired	Date Acquired	Date Sold			
974 SHS UNITED BUSINESS MEDIA LTD UK	Donated	05/06/05	04/17/14		
	10,652.	7,153.	0.	0.	3,499.

(a) Description of Property	Manner Acquired	Date Acquired	Date Sold	
60 SHS WYNDHAM WORLDWIDE CORP	Donated	05/19/98	01/07/14	
(b) Gross Sales Price	(c) Value at Time of Acq.	(d) Expense of Sale	(e) Deprec.	(f) Gain or Loss
4,253.	2,071.	0.	0.	2,182.

Capital Gains Dividends from Part IV 0.

Total to Form 990-PF, Part I, line 6a -41,463.

Form 990-PF Interest on Savings and Temporary Cash Investments Statement 2

Source	(a) Revenue Per Books	(b) Net Investment Income	(c) Adjusted Net Income
NORTHERN TRUST	66.	66.	
Total to Part I, line 3	66.	66.	

Form 990-PF Dividends and Interest from Securities Statement 3

Source	Gross Amount	Capital Gains Dividends	(a) Revenue Per Books	(b) Net Invest- ment Income	(c) Adjusted Net Income
BERNSTEIN	28,171.	0.	28,171.	28,171.	
J.P.MORGAN	347.	0.	347.	347.	
To Part I, line 4	28,518.	0.	28,518.	28,518.	

Form 990-PF	Taxes			Statement	4
Description	(a) Expenses Per Books	(b) Net Invest- ment Income	(c) Adjusted Net Income	(d) Charitable Purposes	
FOREIGN TAX PAID-BERNSTEIN	69.	69.		0.	
To Form 990-PF, Pg 1, ln 18	69.	69.		0.	

Form 990-PF	Other Expenses			Statement	5
Description	(a) Expenses Per Books	(b) Net Invest- ment Income	(c) Adjusted Net Income	(d) Charitable Purposes	
BANK SERVICE CHARGE	8.	8.		0.	
To Form 990-PF, Pg 1, ln 23	8.	8.		0.	

Form 990-PF	Corporate Stock		Statement	6
Description	Book Value	Fair Market Value		
2545 SHS OF EUROPEAN EQUITY FD	17,812.	20,945.		
40 SHS OF VISA INC	8,785.	10,488.		
6499 SHS ALLIANCEBERNSTEIN ALL MARKET FUND	72,343.	60,117.		
2035 SHS ISHARES TR CORE MSCI EAFE ETF	118,981.	112,576.		
430 SHS ISHARES TR CORE MSCI EMERGING	21,780.	20,223.		
1600 SHS ISHARES CORE S&P 500 ETF	334,386.	330,992.		
Total to Form 990-PF, Part II, line 10b	574,087.	555,341.		

Form 990-PF	Corporate Bonds	Statement	7
Description	Book Value	Fair Market Value	
40756 SHS ALLIANCEBERNSTEIN GLOBAL BOND FUND	343,390.	344,161.	
Total to Form 990-PF, Part II, line 10c	343,390.	344,161.	