



See a Social Security Number? Say Something!
Report Privacy Problems to <https://public.resource.org/privacy>
Or call the IRS Identity Theft Hotline at 1-800-908-4490



Return of Private Foundation

OMB No 1545-0052

Department of the Treasury
Internal Revenue Service

or Section 4947(a)(1) Trust Treated as Private Foundation

Do not enter social security numbers on this form as it may be made public.

Information about Form 990-PF and its separate instructions is at www.irs.gov/form990pf

Open to Public Inspection

2014

For calendar year 2014 or tax year beginning

, 2014, and ending

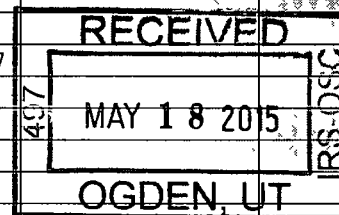
, 20

| | | |
|--|---|---|
| Name of foundation R.G. LAHA FOUNDATION OAG #01-2637 | | A Employer identification number 91-2071253 |
| Number and street (or P.O. box number if mail is not delivered to street address) PO BOX 1558 DEPT EA4E86 | | B Telephone number (see instructions) 419-321-1149 |
| City or town, state or province, country, and ZIP or foreign postal code COLUMBUS, OH 43216 | | C If exemption application is pending, check here <input type="checkbox"/> |
| G Check all that apply | <input type="checkbox"/> Initial return <input type="checkbox"/> Final return <input type="checkbox"/> Address change | <input type="checkbox"/> Initial return of a former public charity <input type="checkbox"/> Amended return <input type="checkbox"/> Name change |
| H Check type of organization: <input checked="" type="checkbox"/> Section 501(c)(3) exempt private foundation <input type="checkbox"/> Section 4947(a)(1) nonexempt charitable trust <input type="checkbox"/> Other taxable private foundation | | D 1 Foreign organizations, check here <input type="checkbox"/> 2 Foreign organizations meeting the 85% test, check here and attach computation <input type="checkbox"/> |
| I Fair market value of all assets at end of year (from Part II, col. (c), line 16) \$ 1,155,846. | | E If private foundation status was terminated under section 507(b)(1)(A), check here <input type="checkbox"/> |
| J Accounting method: <input checked="" type="checkbox"/> Cash <input type="checkbox"/> Accrual <input type="checkbox"/> Other (specify) _____ (Part I, column (d) must be on cash basis) | | F If the foundation is in a 60-month termination under section 507(b)(1)(B), check here <input type="checkbox"/> |

| Part I Analysis of Revenue and Expenses (The total of amounts in columns (b), (c), and (d) may not necessarily equal the amounts in column (a) (see instructions)) | | (a) Revenue and expenses per books | (b) Net investment income | (c) Adjusted net income | (d) Disbursements for charitable purposes (cash basis only) |
|--|--|------------------------------------|---------------------------|-------------------------|---|
| 1 Contributions, gifts, grants, etc., received (attach schedule) | | | | | |
| 2 Check <input checked="" type="checkbox"/> if the foundation is not required to attach Sch. B | | | | | |
| 3 Interest on savings and temporary cash investments | | | | | |
| 4 Dividends and interest from securities | | 25,941. | 25,941. | | STMT 1 |
| 5a Gross rents | | | | | |
| b Net rental income or (loss) | | | | | |
| 6a Net gain or (loss) from sale of assets not on line 10 | | 46,337. | | | |
| b Gross sales price for all assets on line 6a 790,516. | | | | | |
| 7 Capital gain net income (from Part IV, line 2) | | | 46,337. | | |
| 8 Net short-term capital gain | | | | | |
| 9 Income modifications | | | | | |
| 10a Gross sales less returns and allowances | | | | | |
| b Less Cost of goods sold | | | | | |
| c Gross profit or (loss) (attach schedule) | | | | | |
| 11 Other income (attach schedule) | | -873. | -1,392. | | STMT 2 |
| 12 Total. Add lines 1 through 11 | | 71,405. | 70,886. | | |
| 13 Compensation of officers, directors, trustees, etc. | | 15,097. | 9,058. | | 6,039. |
| 14 Other employee salaries and wages | | | NONE | NONE | |
| 15 Pension plans, employee benefits | | | NONE | NONE | |
| 16a Legal fees (attach schedule) | | | | | |
| b Accounting fees (attach schedule) STMT 3 | | 550. | 275. | NONE | 275. |
| c Other professional fees (attach schedule) | | | | | |
| 17 Interest | | | | | |
| 18 Taxes (attach schedule) (see instructions) STMT 4 | | 857. | 189. | | 200. |
| 19 Depreciation (attach schedule) and depletion | | | | | |
| 20 Occupancy | | | | | |
| 21 Travel, conferences, and meetings | | | NONE | NONE | |
| 22 Printing and publications | | | NONE | NONE | |
| 23 Other expenses (attach schedule) STMT 5 | | 184. | 92. | | 92. |
| 24 Total operating and administrative expenses. Add lines 13 through 23. | | 16,688. | 9,614. | NONE | 6,606. |
| 25 Contributions, gifts, grants paid | | 29,458. | | | 29,458. |
| 26 Total expenses and disbursements. Add lines 24 and 25 | | 46,146. | 9,614. | NONE | 36,064. |
| 27 Subtract line 26 from line 12 | | | | | |
| a Excess of revenue over expenses and disbursements | | 25,259. | | | |
| b Net investment income (if negative, enter -0-) | | | 61,272. | | |
| c Adjusted net income (if negative, enter -0-) | | | | | |

ENVELOPE
POSTAL DATE MAY 18 2015

SCANNED MAY 21 2015



| Part II Balance Sheets | | Attached schedules and amounts in the description column should be for end-of-year amounts only (See instructions) | Beginning of year | End of year | |
|------------------------------------|-----|--|-------------------|----------------|-----------------------|
| | | | (a) Book Value | (b) Book Value | (c) Fair Market Value |
| Assets | 1 | Cash - non-interest-bearing | | | |
| | 2 | Savings and temporary cash investments | 63,042. | 72,490. | 72,490. |
| | 3 | Accounts receivable ▶ | | | |
| | | Less allowance for doubtful accounts ▶ | | | |
| | 4 | Pledges receivable ▶ | | | |
| | | Less allowance for doubtful accounts ▶ | | | |
| | 5 | Grants receivable | | | |
| | 6 | Receivables due from officers, directors, trustees, and other disqualified persons (attach schedule) (see instructions) | | | |
| | 7 | Other notes and loans receivable (attach schedule) ▶ | | | |
| | | Less allowance for doubtful accounts ▶ NONE | | | |
| | 8 | Inventories for sale or use | | | |
| | 9 | Prepaid expenses and deferred charges | | | |
| | 10a | Investments - U S and state government obligations (attach schedule) | | | |
| | b | Investments - corporate stock (attach schedule) . STMT 6 | 571,255. | 571,896. | 671,976. |
| | c | Investments - corporate bonds (attach schedule) . STMT 7 | 406,836. | 419,457. | 411,380. |
| | 11 | Investments - land, buildings, and equipment basis ▶ | | | |
| | | Less accumulated depreciation ▶ (attach schedule) | | | |
| | 12 | Investments - mortgage loans | | | |
| | 13 | Investments - other (attach schedule) STMT 8 | | | |
| | 14 | Land, buildings, and equipment basis ▶ | | | |
| | | Less accumulated depreciation ▶ (attach schedule) | | | |
| | 15 | Other assets (describe ▶) | | | |
| | 16 | Total assets (to be completed by all filers - see the instructions Also, see page 1, item I) | 1,041,133. | 1,063,843. | 1,155,846. |
| Liabilities | 17 | Accounts payable and accrued expenses | | | |
| | 18 | Grants payable | | | |
| | 19 | Deferred revenue | | | |
| | 20 | Loans from officers, directors, trustees, and other disqualified persons | | | |
| | 21 | Mortgages and other notes payable (attach schedule) | | | |
| | 22 | Other liabilities (describe ▶) | | | |
| | 23 | Total liabilities (add lines 17 through 22) | | NONE | |
| Net Assets or Fund Balances | | Foundations that follow SFAS 117, check here ▶ <input type="checkbox"/> and complete lines 24 through 26 and lines 30 and 31. | | | |
| | 24 | Unrestricted | | | |
| | 25 | Temporarily restricted | | | |
| | 26 | Permanently restricted | | | |
| | | Foundations that do not follow SFAS 117, . . . ▶ <input checked="" type="checkbox"/> check here and complete lines 27 through 31. | | | |
| | 27 | Capital stock, trust principal, or current funds | 1,041,133. | 1,063,843. | |
| | 28 | Paid-in or capital surplus, or land, bldg, and equipment fund | | | |
| Net Assets or Fund Balances | 29 | Retained earnings, accumulated income, endowment, or other funds | | | |
| | 30 | Total net assets or fund balances (see instructions) | 1,041,133. | 1,063,843. | |
| | 31 | Total liabilities and net assets/fund balances (see instructions) | 1,041,133. | 1,063,843. | |

Part III Analysis of Changes in Net Assets or Fund Balances

| | | | |
|---|--|---|------------|
| 1 | Total net assets or fund balances at beginning of year - Part II, column (a), line 30 (must agree with end-of-year figure reported on prior year's return) | 1 | 1,041,133. |
| 2 | Enter amount from Part I, line 27a | 2 | 25,259. |
| 3 | Other increases not included in line 2 (itemize) ▶ SEE STATEMENT 9 | 3 | 1,624. |
| 4 | Add lines 1, 2, and 3 | 4 | 1,068,016. |
| 5 | Decreases not included in line 2 (itemize) ▶ SEE STATEMENT 10 | 5 | 4,173. |
| 6 | Total net assets or fund balances at end of year (line 4 minus line 5) - Part II, column (b), line 30 | 6 | 1,063,843. |

Form **990-PF** (2014)

Part IV Capital Gains and Losses for Tax on Investment Income

| (a) List and describe the kind(s) of property sold (e.g., real estate, 2-story brick warehouse, or common stock, 200 shs. MLC Co.) | | | (b) How acquired P - Purchase D - Donation | (c) Date acquired (mo., day, yr.) | (d) Date sold (mo., day, yr.) |
|---|--|---|---|--------------------------------------|----------------------------------|
| 1a PUBLICLY TRADED SECURITIES | | | | | |
| b OTHER GAINS AND LOSSES | | | | | |
| c | | | | | |
| d | | | | | |
| e | | | | | |
| (e) Gross sales price | (f) Depreciation allowed (or allowable) | (g) Cost or other basis plus expense of sale | (h) Gain or (loss) (e) plus (f) minus (g) | | |
| a 790,660. | | 744,179. | 46,481. | | |
| b -144. | | | -144. | | |
| c | | | | | |
| d | | | | | |
| e | | | | | |
| Complete only for assets showing gain in column (h) and owned by the foundation on 12/31/69 | | | | | |
| (i) FMV as of 12/31/69 | (j) Adjusted basis as of 12/31/69 | (k) Excess of col. (i) over col. (j), if any | (l) Gains (Col. (h) gain minus col. (k), but not less than -0-) or Losses (from col. (h)) | | |
| a | | | 46,481. | | |
| b | | | -144. | | |
| c | | | | | |
| d | | | | | |
| e | | | | | |
| 2 Capital gain net income or (net capital loss) { If gain, also enter in Part I, line 7 If (loss), enter -0- in Part I, line 7 } | | | 2 | 46,337. | |
| 3 Net short-term capital gain or (loss) as defined in sections 1222(5) and (6): If gain, also enter in Part I, line 8, column (c) (see instructions). If (loss), enter -0- in Part I, line 8 } | | | 3 | | |

Part V Qualification Under Section 4940(e) for Reduced Tax on Net Investment Income

(For optional use by domestic private foundations subject to the section 4940(a) tax on net investment income.)

If section 4940(d)(2) applies, leave this part blank.

Was the foundation liable for the section 4942 tax on the distributable amount of any year in the base period?

☐ Yes ☒ No

If "Yes," the foundation does not qualify under section 4940(e). Do not complete this part.

| 1 Enter the appropriate amount in each column for each year; see the instructions before making any entries | | | |
|--|--|--|---|
| (a) Base period years Calendar year (or tax year beginning in) | (b) Adjusted qualifying distributions | (c) Net value of noncharitable-use assets | (d) Distribution ratio (col. (b) divided by col. (c)) |
| 2013 | 24,308. | 1,106,140. | 0.021976 |
| 2012 | 23,174. | 1,050,681. | 0.022056 |
| 2011 | 46,829. | 1,045,599. | 0.044787 |
| 2010 | 46,608. | 1,011,950. | 0.046058 |
| 2009 | 67,770. | 919,378. | 0.073713 |
| 2 Total of line 1, column (d) | | | 2 0.208590 |
| 3 Average distribution ratio for the 5-year base period - divide the total on line 2 by 5, or by the number of years the foundation has been in existence if less than 5 years | | | 3 0.041718 |
| 4 Enter the net value of noncharitable-use assets for 2014 from Part X, line 5 | | | 4 1,065,616. |
| 5 Multiply line 4 by line 3 | | | 5 44,455. |
| 6 Enter 1% of net investment income (1% of Part I, line 27b) | | | 6 613. |
| 7 Add lines 5 and 6 | | | 7 45,068. |
| 8 Enter qualifying distributions from Part XII, line 4 If line 8 is equal to or greater than line 7, check the box in Part VI, line 1b, and complete that part using a 1% tax rate. See the Part VI instructions. | | | 8 36,064. |

Part VI Excise Tax Based on Investment Income (Section 4940(a), 4940(b), 4940(e), or 4948 - see instructions)

| | | | |
|---|----|------|--------|
| 1a Exempt operating foundations described in section 4940(d)(2), check here <input type="checkbox"/> and enter "N/A" on line 1 | | 1 | 1,225. |
| Date of ruling or determination letter _____ (attach copy of letter if necessary - see instructions) | | | |
| b Domestic foundations that meet the section 4940(e) requirements in Part V, check here <input type="checkbox"/> and enter 1% of Part I, line 27b | | | |
| c All other domestic foundations enter 2% of line 27b. Exempt foreign organizations enter 4% of Part I, line 12, col (b) | | | |
| 2 Tax under section 511 (domestic section 4947(a)(1) trusts and taxable foundations only. Others enter -0-) | | 2 | |
| 3 Add lines 1 and 2 | | 3 | 1,225. |
| 4 Subtitle A (income) tax (domestic section 4947(a)(1) trusts and taxable foundations only. Others enter -0-) | | 4 | NONE |
| 5 Tax based on investment income. Subtract line 4 from line 3. If zero or less, enter -0- | | 5 | 1,225. |
| 6 Credits/Payments: | | | |
| a 2014 estimated tax payments and 2013 overpayment credited to 2014 | 6a | 936. | |
| b Exempt foreign organizations - tax withheld at source | 6b | NONE | |
| c Tax paid with application for extension of time to file (Form 8868) | 6c | NONE | |
| d Backup withholding erroneously withheld | 6d | | |
| 7 Total credits and payments. Add lines 6a through 6d | 7 | 936. | |
| 8 Enter any penalty for underpayment of estimated tax. Check here <input type="checkbox"/> if Form 2220 is attached | 8 | | |
| 9 Tax due. If the total of lines 5 and 8 is more than line 7, enter amount owed | 9 | 289. | |
| 10 Overpayment. If line 7 is more than the total of lines 5 and 8, enter the amount overpaid | 10 | | |
| 11 Enter the amount of line 10 to be: Credited to 2015 estimated tax <input type="checkbox"/> NONE Refunded <input type="checkbox"/> | 11 | | |

Part VII-A Statements Regarding Activities

| | Yes | No |
|--|-----|----|
| 1a During the tax year, did the foundation attempt to influence any national, state, or local legislation or did it participate or intervene in any political campaign? | | X |
| b Did it spend more than \$100 during the year (either directly or indirectly) for political purposes (see Instructions for the definition)? If the answer is "Yes" to 1a or 1b, attach a detailed description of the activities and copies of any materials published or distributed by the foundation in connection with the activities | | X |
| c Did the foundation file Form 1120-POL for this year? | | X |
| d Enter the amount (if any) of tax on political expenditures (section 4955) imposed during the year: (1) On the foundation <input type="checkbox"/> \$ _____ (2) On foundation managers <input type="checkbox"/> \$ _____ | | |
| e Enter the reimbursement (if any) paid by the foundation during the year for political expenditure tax imposed on foundation managers <input type="checkbox"/> \$ _____ | | |
| 2 Has the foundation engaged in any activities that have not previously been reported to the IRS? If "Yes," attach a detailed description of the activities. | | X |
| 3 Has the foundation made any changes, not previously reported to the IRS, in its governing instrument, articles of incorporation, or bylaws, or other similar instruments? If "Yes," attach a conformed copy of the changes | | X |
| 4a Did the foundation have unrelated business gross income of \$1,000 or more during the year? | | X |
| b If "Yes," has it filed a tax return on Form 990-T for this year? | | |
| 5 Was there a liquidation, termination, dissolution, or substantial contraction during the year? If "Yes," attach the statement required by General Instruction T | | X |
| 6 Are the requirements of section 508(e) (relating to sections 4941 through 4945) satisfied either: • By language in the governing instrument, or • By state legislation that effectively amends the governing instrument so that no mandatory directions that conflict with the state law remain in the governing instrument? | | X |
| 7 Did the foundation have at least \$5,000 in assets at any time during the year? If "Yes," complete Part II, col (c), and Part XV | X | |
| 8a Enter the states to which the foundation reports or with which it is registered (see instructions) <input type="checkbox"/> OH | | |
| b If the answer is "Yes" to line 7, has the foundation furnished a copy of Form 990-PF to the Attorney General (or designate) of each state as required by General Instruction G? If "No," attach explanation | X | |
| 9 Is the foundation claiming status as a private operating foundation within the meaning of section 4942(j)(3) or 4942(j)(5) for calendar year 2014 or the taxable year beginning in 2014 (see instructions for Part XIV)? If "Yes," complete Part XIV | | X |
| 10 Did any persons become substantial contributors during the tax year? If "Yes," attach a schedule listing their names and addresses | | X |

Part VII-A Statements Regarding Activities (continued)

| | | | | |
|----|--|----|-----|------|
| 11 | At any time during the year, did the foundation, directly or indirectly, own a controlled entity within the meaning of section 512(b)(13)? If "Yes," attach schedule (see instructions) | 11 | | X |
| 12 | Did the foundation make a distribution to a donor advised fund over which the foundation or a disqualified person had advisory privileges? If "Yes," attach statement (see instructions) | 12 | | X |
| 13 | Did the foundation comply with the public inspection requirements for its annual returns and exemption application? Website address ▶ N/A | 13 | X | |
| 14 | The books are in care of ▶ SEE STATEMENT 12 Telephone no ▶ Located at ▶ ZIP+4 ▶ | | | |
| 15 | Section 4947(a)(1) nonexempt charitable trusts filing Form 990-PF in lieu of Form 1041 - Check here and enter the amount of tax-exempt interest received or accrued during the year ▶ 15 | | | |
| 16 | At any time during calendar year 2014, did the foundation have an interest in or a signature or other authority over a bank, securities, or other financial account in a foreign country? See the instructions for exceptions and filing requirements for FinCEN Form 114, (formerly TD F 90-22.1) If "Yes," enter the name of the foreign country ▶ | 16 | Yes | No X |

Part VII-B Statements Regarding Activities for Which Form 4720 May Be Required

File Form 4720 if any item is checked in the "Yes" column, unless an exception applies.

| | Yes | No |
|--|---|----|
| 1a During the year did the foundation (either directly or indirectly): | | |
| (1) Engage in the sale or exchange, or leasing of property with a disqualified person? | <input type="checkbox"/> Yes <input checked="" type="checkbox"/> No | |
| (2) Borrow money from, lend money to, or otherwise extend credit to (or accept it from) a disqualified person? | <input type="checkbox"/> Yes <input checked="" type="checkbox"/> No | |
| (3) Furnish goods, services, or facilities to (or accept them from) a disqualified person? | <input type="checkbox"/> Yes <input checked="" type="checkbox"/> No | |
| (4) Pay compensation to, or pay or reimburse the expenses of, a disqualified person? | <input checked="" type="checkbox"/> Yes <input type="checkbox"/> No | |
| (5) Transfer any income or assets to a disqualified person (or make any of either available for the benefit or use of a disqualified person)? | <input type="checkbox"/> Yes <input checked="" type="checkbox"/> No | |
| (6) Agree to pay money or property to a government official? (Exception. Check "No" if the foundation agreed to make a grant to or to employ the official for a period after termination of government service, if terminating within 90 days) | <input type="checkbox"/> Yes <input checked="" type="checkbox"/> No | |
| b If any answer is "Yes" to 1a(1)-(6), did any of the acts fail to qualify under the exceptions described in Regulations section 53.4941(d)-3 or in a current notice regarding disaster assistance (see instructions)? Organizations relying on a current notice regarding disaster assistance check here ▶ | 1b | X |
| c Did the foundation engage in a prior year in any of the acts described in 1a, other than excepted acts, that were not corrected before the first day of the tax year beginning in 2014? | 1c | X |
| 2 Taxes on failure to distribute income (section 4942) (does not apply for years the foundation was a private operating foundation defined in section 4942(j)(3) or 4942(j)(5)): | | |
| a At the end of tax year 2014, did the foundation have any undistributed income (lines 6d and 6e, Part XIII) for tax year(s) beginning before 2014? If "Yes," list the years ▶ | <input type="checkbox"/> Yes <input checked="" type="checkbox"/> No | |
| b Are there any years listed in 2a for which the foundation is not applying the provisions of section 4942(a)(2) (relating to incorrect valuation of assets) to the year's undistributed income? (If applying section 4942(a)(2) to all years listed, answer "No" and attach statement - see instructions) | 2b | X |
| c If the provisions of section 4942(a)(2) are being applied to any of the years listed in 2a, list the years here ▶ | | |
| 3a Did the foundation hold more than a 2% direct or indirect interest in any business enterprise at any time during the year? | <input type="checkbox"/> Yes <input checked="" type="checkbox"/> No | |
| b If "Yes," did it have excess business holdings in 2014 as a result of (1) any purchase by the foundation or disqualified persons after May 26, 1969, (2) the lapse of the 5-year period (or longer period approved by the Commissioner under section 4943(c)(7)) to dispose of holdings acquired by gift or bequest; or (3) the lapse of the 10-, 15-, or 20-year first phase holding period? (Use Schedule C, Form 4720, to determine if the foundation had excess business holdings in 2014) | 3b | |
| 4a Did the foundation invest during the year any amount in a manner that would jeopardize its charitable purposes? | 4a | X |
| b Did the foundation make any investment in a prior year (but after December 31, 1969) that could jeopardize its charitable purpose that had not been removed from jeopardy before the first day of the tax year beginning in 2014? | 4b | X |

Form 990-PF (2014)

Part VII-B Statements Regarding Activities for Which Form 4720 May Be Required (continued)

5a During the year did the foundation pay or incur any amount to

(1) Carry on propaganda, or otherwise attempt to influence legislation (section 4945(e))? ☐ Yes ☒ No

(2) Influence the outcome of any specific public election (see section 4955), or to carry on, directly or indirectly, any voter registration drive? ☐ Yes ☒ No

(3) Provide a grant to an individual for travel, study, or other similar purposes? ☐ Yes ☒ No

(4) Provide a grant to an organization other than a charitable, etc., organization described in section 4945(d)(4)(A)? (see instructions). ☐ Yes ☒ No

(5) Provide for any purpose other than religious, charitable, scientific, literary, or educational purposes, or for the prevention of cruelty to children or animals? ☐ Yes ☒ No

b If any answer is "Yes" to 5a(1)-(5), did any of the transactions fail to qualify under the exceptions described in Regulations section 53.4945 or in a current notice regarding disaster assistance (see instructions)? ☐ **5b**

Organizations relying on a current notice regarding disaster assistance check here ☐

c If the answer is "Yes" to question 5a(4), does the foundation claim exemption from the tax because it maintained expenditure responsibility for the grant? ☐ Yes ☐ No

If "Yes," attach the statement required by Regulations section 53.4945-5(d)

6a Did the foundation, during the year, receive any funds, directly or indirectly, to pay premiums on a personal benefit contract? ☐ Yes ☒ No

b Did the foundation, during the year, pay premiums, directly or indirectly, on a personal benefit contract? ☐ Yes ☒ No **6b** X

If "Yes" to 6b, file Form 8870

7a At any time during the tax year, was the foundation a party to a prohibited tax shelter transaction? ☐ Yes ☒ No

b If "Yes," did the foundation receive any proceeds or have any net income attributable to the transaction? ☐ Yes ☒ No **7b**

Part VIII Information About Officers, Directors, Trustees, Foundation Managers, Highly Paid Employees, and Contractors**1** List all officers, directors, trustees, foundation managers and their compensation (see instructions).

| (a) Name and address | (b) Title, and average hours per week devoted to position | (c) Compensation (If not paid, enter -0-) | (d) Contributions to employee benefit plans and deferred compensation | (e) Expense account, other allowances |
|--|---|---|---|---------------------------------------|
| HUNTINGTON NATIONAL BANK 7 EASTON OVAL EA4E86, COLUMBUS, OH 43219 | TRUSTEE | 15,097. | -0- | -0- |
| | | | | |
| | | | | |
| | | | | |
| | | | | |

2 Compensation of five highest-paid employees (other than those included on line 1 - see instructions). If none, enter "NONE."

| (a) Name and address of each employee paid more than \$50,000 | (b) Title, and average hours per week devoted to position | (c) Compensation | (d) Contributions to employee benefit plans and deferred compensation | (e) Expense account, other allowances |
|---|---|------------------|---|---------------------------------------|
| none | | -0- | -0- | -0- |
| | | | | |
| | | | | |
| | | | | |
| | | | | |

Total number of other employees paid over \$50,000 ☐ **NONE**

Form 990-PF (2014)

3 Five highest-paid independent contractors for professional services (see instructions). If none, enter "NONE."

Part IX-A Summary of Direct Charitable Activities

Expenses

| | |
|------------------|--|
| Part IX-B | Summary of Program-Related Investments (see instructions) |
|------------------|--|

Amount

Form **990-PF** (2014)

Part X Minimum Investment Return (All domestic foundations must complete this part. Foreign foundations, see instructions.)

| | | | |
|---|---|----|------------|
| 1 | Fair market value of assets not used (or held for use) directly in carrying out charitable, etc., purposes: | | |
| a | Average monthly fair market value of securities | 1a | 1,022,012. |
| b | Average of monthly cash balances | 1b | 59,832. |
| c | Fair market value of all other assets (see instructions). | 1c | NONE |
| d | Total (add lines 1a, b, and c) | 1d | 1,081,844. |
| e | Reduction claimed for blockage or other factors reported on lines 1a and 1c (attach detailed explanation) | 1e | |
| 2 | Acquisition indebtedness applicable to line 1 assets | 2 | NONE |
| 3 | Subtract line 2 from line 1d | 3 | 1,081,844. |
| 4 | Cash deemed held for charitable activities. Enter 1 1/2% of line 3 (for greater amount, see instructions). | 4 | 16,228. |
| 5 | Net value of noncharitable-use assets. Subtract line 4 from line 3. Enter here and on Part V, line 4 | 5 | 1,065,616. |
| 6 | Minimum investment return. Enter 5% of line 5 | 6 | 53,281. |

Part XI Distributable Amount (see instructions) (Section 4942(j)(3) and (j)(5) private operating foundations and certain foreign organizations check here ☐ and do not complete this part.)

| | | | |
|----|---|----|---------|
| 1 | Minimum investment return from Part X, line 6 | 1 | 53,281. |
| 2a | Tax on investment income for 2014 from Part VI, line 5 | 2a | 1,225. |
| b | Income tax for 2014 (This does not include the tax from Part VI.) | 2b | |
| c | Add lines 2a and 2b | 2c | 1,225. |
| 3 | Distributable amount before adjustments. Subtract line 2c from line 1 | 3 | 52,056. |
| 4 | Recoveries of amounts treated as qualifying distributions | 4 | NONE |
| 5 | Add lines 3 and 4 | 5 | 52,056. |
| 6 | Deduction from distributable amount (see instructions). | 6 | NONE |
| 7 | Distributable amount as adjusted. Subtract line 6 from line 5. Enter here and on Part XIII, line 1 | 7 | 52,056. |

Part XII Qualifying Distributions (see instructions)

| | | | |
|---|--|----|---------|
| 1 | Amounts paid (including administrative expenses) to accomplish charitable, etc., purposes: | | |
| a | Expenses, contributions, gifts, etc. - total from Part I, column (d), line 26 | 1a | 36,064. |
| b | Program-related investments - total from Part IX-B | 1b | |
| 2 | Amounts paid to acquire assets used (or held for use) directly in carrying out charitable, etc., purposes | 2 | NONE |
| 3 | Amounts set aside for specific charitable projects that satisfy the: | | |
| a | Suitability test (prior IRS approval required) | 3a | NONE |
| b | Cash distribution test (attach the required schedule) | 3b | NONE |
| 4 | Qualifying distributions Add lines 1a through 3b. Enter here and on Part V, line 8, and Part XIII, line 4 | 4 | 36,064. |
| 5 | Foundations that qualify under section 4940(e) for the reduced rate of tax on net investment income. Enter 1% of Part I, line 27b (see instructions) | 5 | N/A |
| 6 | Adjusted qualifying distributions. Subtract line 5 from line 4 | 6 | 36,064. |

Note. The amount on line 6 will be used in Part V, column (b), in subsequent years when calculating whether the foundation qualifies for the section 4940(e) reduction of tax in those years

Part XIII Undistributed Income (see instructions)

| | (a) Corpus | (b) Years prior to 2013 | (c) 2013 | (d) 2014 |
|---|---------------|----------------------------|-------------|-------------|
| 1 Distributable amount for 2014 from Part XI, line 7 | | | | 52,056. |
| 2 Undistributed income, if any, as of the end of 2014 | | | | |
| a Enter amount for 2013 only | | | 29,461. | |
| b Total for prior years 20 <u>12</u> , 20____, 20____ | | NONE | | |
| 3 Excess distributions carryover, if any, to 2014: | | | | |
| a From 2009 | NONE | | | |
| b From 2010 | NONE | | | |
| c From 2011 | NONE | | | |
| d From 2012 | NONE | | | |
| e From 2013 | NONE | | | |
| f Total of lines 3a through e | NONE | | | |
| 4 Qualifying distributions for 2014 from Part XII, line 4: ► \$ <u>36,064.</u> | | | | |
| a Applied to 2013, but not more than line 2a . . . | | | 29,461. | |
| b Applied to undistributed income of prior years (Election required - see instructions) | | NONE | | |
| c Treated as distributions out of corpus (Election required - see instructions) | NONE | | | |
| d Applied to 2014 distributable amount | | | | 6,603. |
| e Remaining amount distributed out of corpus . . | NONE | | | |
| 5 Excess distributions carryover applied to 2014 | NONE | | | NONE |
| <i>(If an amount appears in column (d), the same amount must be shown in column (a))</i> | | | | |
| 6 Enter the net total of each column as indicated below: | | | | |
| a Corpus Add lines 3f, 4c, and 4e Subtract line 5 | NONE | | | |
| b Prior years' undistributed income Subtract line 4b from line 2b | | NONE | | |
| c Enter the amount of prior years' undistributed income for which a notice of deficiency has been issued, or on which the section 4942(a) tax has been previously assessed | | NONE | | |
| d Subtract line 6c from line 6b Taxable amount - see instructions | | NONE | | |
| e Undistributed income for 2013 Subtract line 4a from line 2a Taxable amount - see instructions | | | | |
| f Undistributed income for 2014 Subtract lines 4d and 5 from line 1 This amount must be distributed in 2015 | | | | 45,453. |
| 7 Amounts treated as distributions out of corpus to satisfy requirements imposed by section 170(b)(1)(F) or 4942(g)(3) (Election may be required - see instructions) | NONE | | | |
| 8 Excess distributions carryover from 2009 not applied on line 5 or line 7 (see instructions) . . . | NONE | | | |
| 9 Excess distributions carryover to 2015. Subtract lines 7 and 8 from line 6a | NONE | | | |
| 10 Analysis of line 9 | | | | |
| a Excess from 2010 . . . | NONE | | | |
| b Excess from 2011 . . . | NONE | | | |
| c Excess from 2012 . . . | NONE | | | |
| d Excess from 2013 . . . | NONE | | | |
| e Excess from 2014 . . . | NONE | | | |

Part XIV Private Operating Foundations (see instructions and Part VII-A, question 9)

NOT APPLICABLE

1a If the foundation has received a ruling or determination letter that it is a private operating foundation, and the ruling is effective for 2014, enter the date of the ruling

b Check box to indicate whether the foundation is a private operating foundation described in section 4942(j)(3) or 4942(j)(5)

| | Tax year | Prior 3 years | | | (e) Total |
|---|----------|---------------|----------|----------|-----------|
| | (a) 2014 | (b) 2013 | (c) 2012 | (d) 2011 | |
| 2a Enter the lesser of the adjusted net income from Part I or the minimum investment return from Part X for each year listed | | | | | |
| b 85% of line 2a | | | | | |
| c Qualifying distributions from Part XII, line 4 for each year listed | | | | | |
| d Amounts included in line 2c not used directly for active conduct of exempt activities | | | | | |
| e Qualifying distributions made directly for active conduct of exempt activities. Subtract line 2d from line 2c | | | | | |
| 3 Complete 3a, b, or c for the alternative test relied upon | | | | | |
| a "Assets" alternative test - enter | | | | | |
| (1) Value of all assets | | | | | |
| (2) Value of assets qualifying under section 4942(j)(3)(B)(i). | | | | | |
| b "Endowment" alternative test - enter 2/3 of minimum investment return shown in Part X, line 6 for each year listed | | | | | |
| c "Support" alternative test - enter | | | | | |
| (1) Total support other than gross investment income (interest, dividends, rents, payments on securities loans (section 512(a)(5)), or royalties). | | | | | |
| (2) Support from general public and 5 or more exempt organizations as provided in section 4942(j)(3)(B)(iii). | | | | | |
| (3) Largest amount of support from an exempt organization. | | | | | |
| (4) Gross investment income | | | | | |

Part XV Supplementary Information (Complete this part only if the foundation had \$5,000 or more in assets at any time during the year - see instructions.)**1 Information Regarding Foundation Managers:**

a List any managers of the foundation who have contributed more than 2% of the total contributions received by the foundation before the close of any tax year (but only if they have contributed more than \$5,000). (See section 507(d)(2).)

N/A

b List any managers of the foundation who own 10% or more of the stock of a corporation (or an equally large portion of the ownership of a partnership or other entity) of which the foundation has a 10% or greater interest

N/A

2 Information Regarding Contribution, Grant, Gift, Loan, Scholarship, etc., Programs:

Check here ☒ if the foundation only makes contributions to preselected charitable organizations and does not accept unsolicited requests for funds. If the foundation makes gifts, grants, etc. (see instructions) to individuals or organizations under other conditions, complete items 2a, b, c, and d

a The name, address, and telephone number or e-mail address of the person to whom applications should be addressed

b The form in which applications should be submitted and information and materials they should include:

c Any submission deadlines

d Any restrictions or limitations on awards, such as by geographical areas, charitable fields, kinds of institutions, or other factors

Part XV Supplementary Information (continued)**3 Grants and Contributions Paid During the Year or Approved for Future Payment**

| Recipient | If recipient is an individual, show any relationship to any foundation manager or substantial contributor | Foundation status of recipient | Purpose of grant or contribution | Amount |
|---|---|--------------------------------|----------------------------------|---------|
| Name and address (home or business) | | | | |
| a <i>Paid during the year</i> | | | | |
| SEE STATEMENT 17 | | | | 29,458. |
| Total | | | ▶ 3a | 29,458. |
| b <i>Approved for future payment</i> | | | | |
| | | | | |
| Total | | | ▶ 3b | |

Enter gross amounts unless otherwise indicated

(See worksheet in line 13 instructions to verify calculations)

Line No.

Explain below how each activity for which income is reported in column (e) of Part XVI-A contributed importantly to the accomplishment of the foundation's exempt purposes (other than by providing funds for such purposes). (See instructions.)

NOT APPLICABLE

FORM 990PF, PART I - DIVIDENDS AND INTEREST FROM SECURITIES

| DESCRIPTION | REVENUE AND EXPENSES PER BOOKS | NET INVESTMENT INCOME |
|--|---|-----------------------------|
| ----- | ----- | ----- |
| JEFFERIES TR/J ALERIAN MLP ETF | 1,998. | 1,998. |
| COLUMBIA FUNDS SERIES TRUST - COLUMBIA S | 651. | 651. |
| CREDIT SUISSE FLOATING RATE HIGH INCOME | 699. | 699. |
| FEDERATED INSTITUTIONAL HIGH YIELD BOND | 112. | 112. |
| FEDERATED BOND FUND - IS | 718. | 718. |
| FIDELITY NEW MARKETS INCOME FUND | 2,622. | 2,622. |
| FIDELITY ADVISOR NEW INSIGHTS FUND - CL | 487. | 487. |
| GREENHAVEN CONTINUOUS COMMODITY INDEX FU | 2. | 2. |
| ISHARES S & P MIDCAP 400 | 157. | 157. |
| LOOMIS SAYLES BOND FUND - CLASS I | 739. | 739. |
| LORD ABBETT SHORT DURATION INCOME FUND - | 1,088. | 1,088. |
| HUNTINGTON CONSERVATIVE DEPOSIT ACCOUNT | 33. | 33. |
| OPPENHEIMER DEVELOPING MARKETS FUND - CL | 469. | 469. |
| PIMCO LOW DURATION INSTITUTIONAL | 902. | 902. |
| PIMCO TOTAL RETURN FUND INSTL CLASS | 3,147. | 3,147. |
| PIMCO COMMODITY REAL RETURN STRATEGY FUN | 163. | 163. |
| POWERSHARES DB COMMODITY INDEX TRACKING | 2. | 2. |
| POWERSHARES PREFERRED PORTFOLIO | 2,135. | 2,135. |
| PRUDENTIAL JENNISON UTILITY FUND - Z | 164. | 164. |
| T. ROWE PRICE INT'L GROWTH & INCOME | 2,241. | 2,241. |
| S & P 500 DEPOSITARY RECEIPT | 2,589. | 2,589. |
| SPDR S&P DIVIDEND FUND | 3,397. | 3,397. |
| VANGUARD INFLATION PROTECTED SECURITIES | 552. | 552. |
| VANGUARD REIT FUND | 874. | 874. |
| | ----- | ----- |
| TOTAL | 25,941. | 25,941. |
| | ===== | ===== |

FORM 990PF, PART I - OTHER INCOME
=====

| DESCRIPTION ----- | REVENUE AND EXPENSES PER BOOKS ----- | NET INVESTMENT INCOME ----- |
|----------------------|--|--------------------------------------|
| TOTALS | -873. | -1,392. |
| | ===== | ===== |

FORM 990PF, PART I - ACCOUNTING FEES
=====

| DESCRIPTION ----- | REVENUE AND EXPENSES PER BOOKS ----- | NET INVESTMENT INCOME ----- | ADJUSTED NET INCOME ----- | CHARITABLE PURPOSES ----- |
|--------------------------------|--|--------------------------------------|------------------------------------|---------------------------------|
| TAX PREPARATION FEE (NON-ALLOC | 550. | 275. | | 275. |
| TOTALS | 550. | 275. | NONE | 275. |
| | ===== | ===== | ===== | ===== |

FORM 990PF, PART I - TAXES
=====

| DESCRIPTION | REVENUE AND EXPENSES PER BOOKS | NET INVESTMENT INCOME | CHARITABLE PURPOSES |
|--------------------------------|---|-----------------------------|------------------------|
| ----- | ----- | ----- | ----- |
| OTHER TAXES | 200. | | 200. |
| FEDERAL ESTIMATES - PRINCIPAL | 468. | | |
| FOREIGN TAXES ON QUALIFIED FOR | 166. | 166. | |
| FOREIGN TAXES ON NONQUALIFIED | 23. | 23. | |
| | ----- | ----- | ----- |
| TOTALS | 857. | 189. | 200. |
| | ===== | ===== | ===== |

FORM 990PF, PART I - OTHER EXPENSES
=====

| DESCRIPTION ----- | REVENUE AND EXPENSES PER BOOKS ----- | NET INVESTMENT INCOME ----- | CHARITABLE PURPOSES ----- |
|-------------------------------|--|--------------------------------------|---------------------------------|
| OTHER NON-ALLOCABLE EXPENSE - | 184. | 92. | 92. |
| TOTALS | ----- 184. ===== | ----- 92. ===== | ----- 92. ===== |

R.G. LAHA FOUNDATION OAG #01-2637

91-2071253

FORM 990PF, PART II - CORPORATE STOCK
=====

DESCRIPTION

SEE ATTACHED

TOTALS

R.G. LAHA FOUNDATION OAG #01-2637
FORM 990PF, PART II - CORPORATE BONDS
=====

91-2071253

DESCRIPTION

SEE ATTACHED

TOTALS

FORM 990PF, PART II - OTHER INVESTMENTS
=====

COST/
FMV

C OR F

DESCRIPTION

SCHEDULE ATTACHED

C

TOTALS

FORM 990PF, PART III - OTHER INCREASES IN NET WORTH OR FUND BALANCES

=====

DESCRIPTION

AMOUNT

2013 TAXABLE INCOME POSTED IN 2014

1,187.

RETURN ON CAPITAL ADJ

436.

ROUNDING

1.

TOTAL

1,624.

=====

FORM 990PF, PART III - OTHER DECREASES IN NET WORTH OR FUND BALANCES

=====

DESCRIPTION

AMOUNT

2014 TAXABLE INCOME POSTED IN 2015

1,681.

PARTNERSHIP BASIS ADJ ON SALE & NET LOSS PER K-1

2,492.

TOTAL

4,173.

=====

GAINS AND LOSSES FROM PASS-THRU ENTITIES
=====NET SHORT-TERM GAIN (LOSS) FROM PARTNERSHIPS, S CORPORATIONS
AND OTHER FIDUCIARIES

PARTNERSHIPS, TRUSTS, S CORPORATIONS

-2.00

TOTAL NET SHORT-TERM GAIN OR LOSS (ROUNDED)

-2.00
=====NET LONG-TERM GAIN (LOSS) FROM PARTNERSHIPS, S CORPORATIONS
AND OTHER FIDUCIARIES

PARTNERSHIPS, TRUSTS, S CORPORATIONS

-142.00

TOTAL NET LONG-TERM GAIN OR LOSS (ROUNDED)

-142.00
=====

FORM 990PF, PART VII-A, LINE 14 - BOOKS ARE IN THE CARE OF
=====

NAME: HUNTINGTON NATIONAL BANK

ADDRESS: 519 MADISON AVENUE, 3RD FL (MAD31)
TOLEDO, OH 43604

TELEPHONE NUMBER: (419) 321-1149

FORM 990PF, PART XV, LINE 3a - CONTRIBUTIONS, GIFTS, GRANTS PAID

=====

RECIPIENT NAME:

HEART DISEASE RESEARCH
FOUNDATION

ADDRESS:

50 COURT ST, STE 1107
BROOKLYN, NY 11201-4871

RELATIONSHIP:

NONE

PURPOSE OF GRANT:

TO HELP FUND RESEARCH ON HEART DISEASE

FOUNDATION STATUS OF RECIPIENT:

PC

AMOUNT OF GRANT PAID 2,266.

RECIPIENT NAME:

MEMORIAL SLOAN-KETTERING CANCER
CANCER CENTER

ADDRESS:

1275 YORK AVENUE
NEW YORK, NY 10065

RELATIONSHIP:

NONE

PURPOSE OF GRANT:

TO HELP FUND RESEARCH ON CANCER

FOUNDATION STATUS OF RECIPIENT:

PC

AMOUNT OF GRANT PAID 2,266.

RECIPIENT NAME:

AMERICAN HEART ASSOCIATION
NATIONAL BEQUEST CENTER

ADDRESS:

PO BOX 22249
ST PETERSBURG, FL 33742

RELATIONSHIP:

NONE

PURPOSE OF GRANT:

TO HELP FUND RESEARCH ON HEART DISEASE

FOUNDATION STATUS OF RECIPIENT:

PC

AMOUNT OF GRANT PAID 2,266.

FORM 990PF, PART XV, LINE 3a - CONTRIBUTIONS, GIFTS, GRANTS PAID

=====

RECIPIENT NAME:

TOLEDO COMMUNITY FOUNDATION
CHILDRENS FUND OF WOOD

ADDRESS:

300 MADISON AVE, SUITE
TOLEDO, OH 43604

RELATIONSHIP:

NONE

PURPOSE OF GRANT:

ASSIST FUNDING FOR SERVICES

FOUNDATION STATUS OF RECIPIENT:

PC

AMOUNT OF GRANT PAID 2,266.

RECIPIENT NAME:

WOOD COUNTY CHILDRENS SERVICES
ASSOCIATION

ADDRESS:

PO BOX 738
BOWLING GREEN, OH 43402-0738

RELATIONSHIP:

NONE

PURPOSE OF GRANT:

ASSIST FUNDING FOR SERVICES

FOUNDATION STATUS OF RECIPIENT:

PC

AMOUNT OF GRANT PAID 2,266.

RECIPIENT NAME:

MENTAL HEALTH CNTR OF WOOD
BEHAVIOR CONNECTIONS OF WOOD CO

ADDRESS:

PO BOX 29
BOWLING GREEN, OH 43402-0029

RELATIONSHIP:

NONE

PURPOSE OF GRANT:

TO HELP FUND RESEARCH ON MENTAL ILLNESS

FOUNDATION STATUS OF RECIPIENT:

PC

AMOUNT OF GRANT PAID 2,266.

FORM 990PF, PART XV, LINE 3a - CONTRIBUTIONS, GIFTS, GRANTS PAID

=====

RECIPIENT NAME:

ARTS COMMISSION OF GREATER
TOLEDO

ADDRESS:

1838 PARKWOOD AVE, SUITE 120
TOLEDO, OH 43624

RELATIONSHIP:

NONE

PURPOSE OF GRANT:

ASSIST IN THE FUNDING OF THE ARTS

FOUNDATION STATUS OF RECIPIENT:

PC

AMOUNT OF GRANT PAID 2,266.

RECIPIENT NAME:

NAMI OF GREATER TOLEDO
FKA ALIANCE FOR MENTALLY ILL

ADDRESS:

2753 W CENTRAL AVE
TOLEDO, OH 43606

RELATIONSHIP:

NONE

PURPOSE OF GRANT:

TO HELP FUND RESEARCH ON MENTAL ILLNESS

FOUNDATION STATUS OF RECIPIENT:

PC

AMOUNT OF GRANT PAID 2,266.

RECIPIENT NAME:

VICTORY CENTER
FKA WELLNESS COMMUNITY

ADDRESS:

5532 W. CENTRAL AVE, SUITE B
TOLEDO, OH 43615

RELATIONSHIP:

NONE

PURPOSE OF GRANT:

TO HELP FUND ACTIVITIES

FOUNDATION STATUS OF RECIPIENT:

PC

AMOUNT OF GRANT PAID 2,266.

FORM 990PF, PART XV, LINE 3a - CONTRIBUTIONS, GIFTS, GRANTS PAID

=====

RECIPIENT NAME:

BOWLING GREEN COMMUNITY
FOUNDATION

ADDRESS:

PO BOX 1175
BOWLING GREEN, OH 43402

RELATIONSHIP:

NONE

PURPOSE OF GRANT:

ASSIST FUNDING FOR SERVICES

FOUNDATION STATUS OF RECIPIENT:

PC

AMOUNT OF GRANT PAID 2,266.

RECIPIENT NAME:

AMERICAN RED CROSS
ATTN: ACCOUNTING MANAGER

ADDRESS:

3100 W. CENTRAL AVE.
TOLEDO, OH 43606

RELATIONSHIP:

NONE

PURPOSE OF GRANT:

ASSIST FUNDING FOR SERVICES

FOUNDATION STATUS OF RECIPIENT:

PC

AMOUNT OF GRANT PAID 2,266.

RECIPIENT NAME:

NATIONAL ENDOWMENT FOR THE
ARTS

ADDRESS:

400 7TH ST SW
WASHINGTON, DC 20506-0001

RELATIONSHIP:

NONE

PURPOSE OF GRANT:

ASSIST IN THE FUNDING OF THE ARTS

FOUNDATION STATUS OF RECIPIENT:

PC

AMOUNT OF GRANT PAID 2,266.

=====

RECIPIENT NAME:

ELIZABETH GLASER PEDIATRIC
AIDS FOUNDATION

ADDRESS:

1140 CONNECTICUT AVE NW STE 200
WASHINGTON, DC 20036

RELATIONSHIP:

NONE

PURPOSE OF GRANT:

TO HELP FUND RESEARCH ON AIDS

FOUNDATION STATUS OF RECIPIENT:

PC

AMOUNT OF GRANT PAID 2,266.

TOTAL GRANTS PAID:

29,458.

=====

**SCHEDULE D
(Form 1041)**

Department of the Treasury
Internal Revenue Service

Capital Gains and Losses

▶ Attach to Form 1041, Form 5227, or Form 990-T

▶ Use Form 8949 to list your transactions for lines 1b, 2, 3, 8b, 9 and 10

▶ Information about Schedule D and its separate instructions is at www.irs.gov/form1041

OMB No 1545-0092

2014

Name of estate or trust

R.G. LAHA FOUNDATION OAG #01-2637

Employer identification number

91-2071253

Note: Form 5227 filers need to complete *only* Parts I and II.

Part I Short-Term Capital Gains and Losses - Assets Held One Year or Less

See instructions for how to figure the amounts to enter on the lines below.

This form may be easier to complete if you round off cents to whole dollars.

| | (d) Proceeds (sales price) | (e) Cost (or other basis) | (g) Adjustments to gain or loss from Form(s) 8949, Part I, line 2, column (g) | (h) Gain or (loss) Subtract column (e) from column (d) and combine the result with column (g) |
|---|----------------------------------|---------------------------------|---|---|
| 1a Totals for all short-term transactions reported on Form 1099-B for which basis was reported to the IRS and for which you have no adjustments (see instructions). However, if you choose to report all these transactions on Form 8949, leave this line blank and go to line 1b. | | | | |
| 1b Totals for all transactions reported on Form(s) 8949 with Box A checked | | | | |
| 2 Totals for all transactions reported on Form(s) 8949 with Box B checked | | | | |
| 3 Totals for all transactions reported on Form(s) 8949 with Box C checked | 133,969. | 140,329. | | -6,360. |
| 4 Short-term capital gain or (loss) from Forms 4684, 6252, 6781, and 8824 | | | 4 | |
| 5 Net short-term gain or (loss) from partnerships, S corporations, and other estates or trusts | | | 5 | -2. |
| 6 Short-term capital loss carryover. Enter the amount, if any, from line 9 of the 2013 Capital Loss Carryover Worksheet | | | 6 | () |
| 7 Net short-term capital gain or (loss). Combine lines 1a through 6 in column (h). Enter here and on line 17, column (3) on the back ▶ | | | 7 | -6,362. |

Part II Long-Term Capital Gains and Losses - Assets Held More Than One Year

See instructions for how to figure the amounts to enter on the lines below.

This form may be easier to complete if you round off cents to whole dollars.

| | (d) Proceeds (sales price) | (e) Cost (or other basis) | (g) Adjustments to gain or loss from Form(s) 8949, Part II, line 2, column (g) | (h) Gain or (loss) Subtract column (e) from column (d) and combine the result with column (g) |
|--|----------------------------------|---------------------------------|--|---|
| 8a Totals for all long-term transactions reported on Form 1099-B for which basis was reported to the IRS and for which you have no adjustments (see instructions). However, if you choose to report all these transactions on Form 8949, leave this line blank and go to line 8b. | | | | |
| 8b Totals for all transactions reported on Form(s) 8949 with Box D checked | | | | |
| 9 Totals for all transactions reported on Form(s) 8949 with Box E checked | | | | |
| 10 Totals for all transactions reported on Form(s) 8949 with Box F checked | 634,061. | 603,850. | | 30,211. |
| 11 Long-term capital gain or (loss) from Forms 2439, 4684, 6252, 6781, and 8824 | | | 11 | |
| 12 Net long-term gain or (loss) from partnerships, S corporations, and other estates or trusts. | | | 12 | -142. |
| 13 Capital gain distributions. | | | 13 | 22,630. |
| 14 Gain from Form 4797, Part I. | | | 14 | |
| 15 Long-term capital loss carryover. Enter the amount, if any, from line 14 of the 2013 Capital Loss Carryover Worksheet | | | 15 | () |
| 16 Net long-term capital gain or (loss). Combine lines 8a through 15 in column (h). Enter here and on line 18a, column (3) on the back ▶ | | | 16 | 52,699. |

For Paperwork Reduction Act Notice, see the Instructions for Form 1041

Schedule D (Form 1041) 2014

JSA
4F1210 1 000

ADM217 L734 04/30/2015 08:41:15

36 -

Part III Summary of Parts I and II**Caution:** Read the instructions before completing this part.

| | (1) Beneficiaries' (see instr) | (2) Estate's or trust's | (3) Total |
|---|------------------------------------|----------------------------|-----------|
| 17 Net short-term gain or (loss) | 17 | | -6,362. |
| 18 Net long-term gain or (loss): | | | |
| a Total for year | 18a | | 52,699. |
| b Unrecaptured section 1250 gain (see line 18 of the wrkst) | 18b | | |
| c 28% rate gain | 18c | | |
| 19 Total net gain or (loss). Combine lines 17 and 18a ▶ | 19 | | 46,337. |

Note: If line 19, column (3), is a net gain, enter the gain on Form 1041, line 4 (or Form 990-T, Part I, line 4a). If lines 18a and 19, column (2), are net gains, go to Part V, and do not complete Part IV. If line 19, column (3), is a net loss, complete Part IV and the **Capital Loss Carryover Worksheet**, as necessary.

Part IV Capital Loss Limitation

| | | |
|---|-----------|-----|
| 20 Enter here and enter as a (loss) on Form 1041, line 4 (or Form 990-T, Part I, line 4c, if a trust), the smaller of: | 20 | () |
| a The loss on line 19, column (3) or b \$3,000 | | |

Note: If the loss on line 19, column (3), is more than \$3,000, or if Form 1041, page 1, line 22 (or Form 990-T, line 34), is a loss, complete the **Capital Loss Carryover Worksheet** in the instructions to figure your capital loss carryover.

Part V Tax Computation Using Maximum Capital Gains Rates

Form 1041 filers. Complete this part only if both lines 18a and 19 in column (2) are gains, or an amount is entered in Part I or Part II and there is an entry on Form 1041, line 2b(2), and Form 1041, line 22, is more than zero.

Caution: Skip this part and complete the **Schedule D Tax Worksheet** in the instructions if:

- Either line 18b, col. (2) or line 18c, col. (2) is more than zero, or
- Both Form 1041, line 2b(1), and Form 4952, line 4g are more than zero.

Form 990-T trusts. Complete this part only if both lines 18a and 19 are gains, or qualified dividends are included in income in Part I of Form 990-T, and Form 990-T, line 34, is more than zero. Skip this part and complete the **Schedule D Tax Worksheet** in the instructions if either line 18b, col. (2) or line 18c, col. (2) is more than zero.

| | | | |
|--|-----------|-----------|--|
| 21 Enter taxable income from Form 1041, line 22 (or Form 990-T, line 34). . . | 21 | | |
| 22 Enter the smaller of line 18a or 19 in column (2) but not less than zero | 22 | | |
| 23 Enter the estate's or trust's qualified dividends from Form 1041, line 2b(2) (or enter the qualified dividends included in income in Part I of Form 990-T) . . | 23 | | |
| 24 Add lines 22 and 23 | 24 | | |
| 25 If the estate or trust is filing Form 4952, enter the amount from line 4g; otherwise, enter -0- . . . ▶ | 25 | | |
| 26 Subtract line 25 from line 24. If zero or less, enter -0- | 26 | | |
| 27 Subtract line 26 from line 21. If zero or less, enter -0- | 27 | | |
| 28 Enter the smaller of the amount on line 21 or \$2,500 | 28 | | |
| 29 Enter the smaller of the amount on line 27 or line 28 | 29 | | |
| 30 Subtract line 29 from line 28. If zero or less, enter -0-. This amount is taxed at 0% ▶ | | 30 | |
| 31 Enter the smaller of line 21 or line 26 | 31 | | |
| 32 Subtract line 30 from line 26 | 32 | | |
| 33 Enter the smaller of line 21 or \$12,150 | 33 | | |
| 34 Add lines 27 and 30 | 34 | | |
| 35 Subtract line 34 from line 33. If zero or less, enter -0- | 35 | | |
| 36 Enter the smaller of line 32 or line 35 | 36 | | |
| 37 Multiply line 36 by 15% ▶ | | 37 | |
| 38 Enter the amount from line 31 | 38 | | |
| 39 Add lines 30 and 36 | 39 | | |
| 40 Subtract line 39 from line 38. If zero or less, enter -0- | 40 | | |
| 41 Multiply line 40 by 20% ▶ | | 41 | |
| 42 Figure the tax on the amount on line 27. Use the 2014 Tax Rate Schedule for Estates and Trusts (see the Schedule G instructions in the instructions for Form 1041) | 42 | | |
| 43 Add lines 37, 41, and 42 | 43 | | |
| 44 Figure the tax on the amount on line 21. Use the 2014 Tax Rate Schedule for Estates and Trusts (see the Schedule G instructions in the instructions for Form 1041) | 44 | | |
| 45 Tax on all taxable income. Enter the smaller of line 43 or line 44 here and on Form 1041, Schedule G, line 1a (or Form 990-T, line 36) ▶ | | 45 | |

Schedule D (Form 1041) 2014

Department of the Treasury
Internal Revenue Service

► Information about Form 8949 and its separate instructions is at www.irs.gov/form8949

► File with your Schedule D to list your transactions for lines 1b, 2, 3, 8b, 9, and 10 of Schedule D.

Name(s) shown on return

Social security number or taxpayer identification number

R G. LAHA FOUNDATION OAG #01-2637

91-2071253

Before you check Box A, B, or C below, see whether you received any Form(s) 1099-B or substitute statement(s) from your broker. A substitute statement will have the same information as Form 1099-B. Either may show your basis (usually your cost) even if your broker did not report it to the IRS. Brokers must report basis to the IRS for most stock you bought in 2011 or later (and for certain debt instruments you bought in 2014 or later).

Part I **Short-Term.** Transactions involving capital assets you held 1 year or less are short-term. For long-term transactions, see page 2.

Note. You may aggregate all short-term transactions reported on Form(s) 1099-B showing basis was reported to the IRS and for which no adjustments or codes are required. Enter the total directly on Schedule D, line 1a; you are not required to report these transactions on Form 8949 (see instructions).

You must check Box A, B, or C below. Check only one box. If more than one box applies for your short-term transactions, complete a separate Form 8949, page 1, for each applicable box. If you have more short-term transactions than will fit on this page for one or more of the boxes, complete as many forms with the same box checked as you need.

- | | |
|-------------------------------------|--|
| <input type="checkbox"/> | (A) Short-term transactions reported on Form(s) 1099-B showing basis was reported to the IRS (see Note above) |
| <input type="checkbox"/> | (B) Short-term transactions reported on Form(s) 1099-B showing basis was not reported to the IRS |
| <input checked="" type="checkbox"/> | (C) Short-term transactions not reported to you on Form 1099-B |

| 1 | (a) Description of property (Example 100 sh XYZ Co) | (b) Date acquired (Mo , day, yr) | (c) Date sold or disposed (Mo , day, yr) | (d) Proceeds (sales price) (see instructions) | (e) Cost or other basis See the Note below and see <i>Column (e)</i> in the separate instructions | Adjustment, if any, to gain or loss. If you enter an amount in column (g), enter a code in column (f) See the separate instructions. | | (h) Gain or (loss). Subtract column (e) from column (d) and combine the result with column (g) |
|--|--|---|--|--|--|--|--------------------------------|--|
| | | | | | | (f) Code(s) from instructions | (g) Amount of adjustment | |
| | 1397.026 COLUMBIA FUNDS SE COLUMBIA SMALLCAP INDEX | 10/02/2014 | 12/12/2014 | 31,000.00 | 31,000.00 | | | |
| | 295 858 CREDIT SUISSE FLOA HIGH INCOME | 10/02/2014 | 12/12/2014 | 2,000.00 | 2,033.00 | | | -33.00 |
| | 960. GREENHAVEN CONTINUOUS INDEX FU | 02/25/2014 | 10/02/2014 | 23,623.00 | 25,213.00 | | | -1,590.00 |
| | 1571 709 LOOMIS SAYLES BON CLASS I | 10/02/2014 | 12/12/2014 | 24,000.00 | 24,330.00 | | | -330.00 |
| | 896.861 LORD ABBETT SHORT INCOME FUND - | 10/02/2014 | 12/12/2014 | 4,000.00 | 4,045.00 | | | -45.00 |
| | 674 646 T ROWE PRICE NEW E | 10/02/2014 | 12/12/2014 | 26,129.00 | 31,000.00 | | | -4,871.00 |
| | 425. VANGUARD GLOBAL EX-U ESTATE ETF | 10/02/2014 | 12/11/2014 | 23,217.00 | 22,708.00 | | | 509.00 |
| | | | | | | | | |
| | | | | | | | | |
| | | | | | | | | |
| | | | | | | | | |
| | | | | | | | | |
| | | | | | | | | |
| | | | | | | | | |
| | | | | | | | | |
| | | | | | | | | |
| 2 Totals. Add the amounts in columns (d), (e), (g), and (h) (subtract negative amounts). Enter each total here and include on your Schedule D, line 1b (if Box A above is checked), line 2 (if Box B above is checked), or line 3 (if Box C above is checked) ▶ | | | | 133,969 | 140,329 | | | -6,360 |

Note If you checked Box A above but the basis reported to the IRS was incorrect, enter in column (e) the basis as reported to the IRS, and enter an adjustment in column (g) to correct the basis. See *Column (g)* in the separate instructions for how to figure the amount of the adjustment.

For Paperwork Reduction Act Notice, see your tax return instructions.

Form **8949** (2014)

Name(s) shown on return Name and SSN or taxpayer identification no not required if shown on other side

Social security number or taxpayer identification number

R.G. LAHA FOUNDATION OAG #01-2637

91-2071253

Before you check Box D, E, or F below, see whether you received any Form(s) 1099-B or substitute statement(s) from your broker. A substitute statement will have the same information as Form 1099-B. Either may show your basis (usually your cost) even if your broker did not report it to the IRS. Brokers must report basis to the IRS for most stock you bought in 2011 or later (and for certain debt instruments you bought in 2014 or later).

Part II Long-Term. Transactions involving capital assets you held more than 1 year are long term. For short-term transactions, see page 1.

Note. You may aggregate all long-term transactions reported on Form(s) 1099-B showing basis was reported to the IRS and for which no adjustments or codes are required. Enter the total directly on Schedule D, line 8a; you are not required to report these transactions on Form 8949 (see instructions).

You must check Box D, E, or F below. Check only one box. If more than one box applies for your long-term transactions, complete a separate Form 8949, page 2, for each applicable box. If you have more long-term transactions than will fit on this page for one or more of the boxes, complete as many forms with the same box checked as you need.

☐ (D) Long-term transactions reported on Form(s) 1099-B showing basis was reported to the IRS (see **Note** above)

| | |
|--|--|
| | (E) Long-term transactions reported on Form(s) 1099-B showing basis was not reported to the IRS |
|--|--|

| | |
|---|---|
| X | (F) Long-term transactions not reported to you on Form 1099-B |
|---|---|

| 1 | (a) Description of property (Example 100 sh XYZ Co.) | (b) Date acquired (Mo., day, yr.) | (c) Date sold or disposed (Mo., day, yr.) | (d) Proceeds (sales price) (see instructions) | (e) Cost or other basis. See the Note below and see Column (e) in the separate instructions | Adjustment, if any, to gain or loss. If you enter an amount in column (g), enter a code in column (f). See the separate instructions | | (h) Gain or (loss) Subtract column (e) from column (d) and combine the result with column (g) |
|---|--|---|--|--|---|---|--------------------------------|--|
| | | | | | | (f) Code(s) from instructions | (g) Amount of adjustment | |
| | 2300. JEFFERIES TR/J ALERI | 10/01/2012 | 12/11/2014 | 38,800.00 | 37,390.00 | | | 1,410.00 |
| | 1225 CENTRAL FD CDA LTD C | 10/01/2012 | 10/02/2014 | 15,141.00 | 29,290.00 | | | -14,149.00 |
| | 3729.893 HUNTINGTON INTL E III | VAR | 10/02/2014 | 46,325.00 | 27,847.00 | | | 18,478.00 |
| | 3478 306 HUNTINGTON SITUS | VAR | 10/02/2014 | 93,636.00 | 51,077.00 | | | 42,559.00 |
| | 755.814 OPPENHEIMER DEVELO FUND - CL | VAR | 12/12/2014 | 26,000.00 | 21,652.00 | | | 4,348.00 |
| | 7580.875 PIMCO LOW DURATIO INSTITUTIONAL | 03/17/2010 | 10/02/2014 | 78,159.00 | 79,069.00 | | | -910.00 |
| | 20612.172 PIMCO TOTAL RETU INSTL CLASS | VAR | 10/02/2014 | 224,673.00 | 235,385.00 | | | -10,712.00 |
| | 7375 498 PIMCO COMMODITY R STRATEGY FUND - INS #45 | 03/12/2013 | 10/02/2014 | 38,426.00 | 48,531.00 | | | -10,105.00 |
| | 1017. POWERSHARES DB COMMO TRACKING FD | 10/01/2012 | 02/25/2014 | 26,584.00 | 26,573.00 | | | 11.00 |
| | 3230 POWERSHARES PREFERRE | VAR | 10/02/2014 | 46,317.00 | 47,036.00 | | | -719.00 |
| | | | | | | | | |
| | | | | | | | | |
| | | | | | | | | |
| | | | | | | | | |
| | | | | | | | | |
| 2 Totals. Add the amounts in columns (d), (e), (g), and (h) (subtract negative amounts). Enter each total here and include on your Schedule D, line 8b (if Box D above is checked), line 9 (if Box E above is checked), or line 10 (if Box F above is checked) ▶ | | | | 634,061. | 603,850 | | | 30,211 |

Note. If you checked Box D above but the basis reported to the IRS was incorrect, enter in column (e) the basis as reported to the IRS, and enter an adjustment in column (g) to correct the basis. See *Column (g)* in the separate instructions for how to figure the amount of the adjustment.

HUNTINGTON NATIONAL BANK
519 MADISON AVENUE 3RD FL
TOLEDO, OH 43604

The Huntington Trust

DECEMBER 01, 2014 TO DECEMBER 31, 2014

ACCOUNT NAME: LAHA FOUNDATION
ACCOUNT NUMBER:


██

BECKY TOTMAN
ERNST & YOUNG LLP
ONE SEAGATE SUITE 1200
TOLEDO, OH 43604-1566

ADMINISTRATOR: SUZETTE CROLL
419-321-1149
SUZETTE.CROLL
@HUNTINGTON.COM

INVESTMENT OFFICER: STEVEN DEYARMAN
419-321-1133
STEVEN.DEYARMAN
@HUNTINGTON.COM

ASSET ALLOCATION SUMMARY



MUTUAL FUNDS

| MARKET VALUE | PERCENT |
|--------------|---------|
| 1,083,355.85 | 93.7% |



SHORT TERM INVESTMENTS

| | |
|-----------|------|
| 72,490.22 | 6.3% |
|-----------|------|

| | | |
|-------|--------------|--------|
| Total | 1,155,846.07 | 100.0% |
|-------|--------------|--------|

ACCOUNT SUMMARY

| | THIS PERIOD | YEAR TO DATE |
|------------------------|--------------|--------------|
| BEGINNING MARKET VALUE | 1,202,115.66 | 1,149,543.42 |
| DIVIDENDS/INTEREST | 6,885.00 | 25,400.02 |
| OTHER CASH RECEIPTS | 0.00 | 519.00 |
| DISBURSEMENTS AND FEES | 30,817.37- | 45,775.98- |
| REALIZED GAIN/LOSS | 23,981.89 | 42,567.81 |
| CHANGE IN MARKET VALUE | 46,319.11- | 16,408.20- |
| ENDING MARKET VALUE | 1,155,846.07 | 1,155,846.07 |

FOR YOUR INFORMATION

DECEMBER 01, 2014 TO DECEMBER 31, 2014

ACCOUNT NAME: LARA FOUNDATION

ACCOUNT NUMBER:

PORTFOLIO DETAIL

| DESCRIPTION | TOTAL MARKET/ TOTAL COST | MARKET PRICE/ COST PRICE | EST ANNUAL INCOME/ ACCRUED INC | CURRENT YIELD |
|---------------------------------------|--------------------------------|--------------------------------|--------------------------------------|------------------|
| SHORT TERM INVESTMENTS | | | | |
| MONEY MARKET FUNDS | | | | |
| 608993853 | | | | |
| HUNTINGTON CONSERVATIVE DEPOSIT | 72,490.22 | 1.00 | 36.24 | 0.05 |
| ACCOUNT | 72,490.22 | 1.00 | 3.02 | |
| ** TOTAL MONEY MARKET FUNDS | SUB-TOTAL | | | |
| | 72,490.22 | | 36.24 | 0.05 |
| | 72,490.22 | | 3.02 | |
| * TOTAL SHORT TERM INVESTMENTS | | | | |
| | 72,490.22 | | 36.24 | 0.05 |
| | 72,490.22 | | 3.02 | |

| DESCRIPTION | TICKER | SHARES | TOTAL MARKET/ TOTAL COST | MARKET PRICE/ COST PRICE | EST ANNUAL INCOME/ ACCRUED INC | CURRENT YIELD |
|---|------------------|------------|--------------------------------|--------------------------------|--------------------------------------|------------------|
| MUTUAL FUNDS | | | | | | |
| MUTUAL FUNDS-FIXED INCOME | | | | | | |
| 22540S836 | | | | | | |
| CREDIT SUISSE FLOATING RATE HIGH | CSHIX | 9,602.249 | 64,911.20 | 6.76 | 2,717.44 | 4.19 |
| INCOME FUND - CLASS I | | | 65,967.46 | 6.87 | 226.45 | |
| 31420B300 | | | | | | |
| FEDERATED INSTITUTIONAL HIGH | FIHBX | 4,573.804 | 45,189.18 | 9.88 | 2,872.35 | 6.36 |
| YIELD BOND FUND | | | 44,000.00 | 9.62 | 239.36 | |
| 31420F509 | | | | | | |
| FEDERATED BOND FUND - IS | FDBIX | 6,973.771 | 65,553.45 | 9.40 | 2,963.85 | 4.52 |
| | | | 66,000.00 | 9.46 | 246.99 | |
| 315910836 | | | | | | |
| FIDELITY NEW MARKETS INCOME FUND | FNMIX | 2,776.023 | 42,362.11 | 15.26 | 2,129.21 | 5.03 |
| | | | 45,864.30 | 16.52 | 177.43 | |
| 543495840 | | | | | | |
| LOOMIS SAYLES BOND FUND - CLASS | LSBDX | 2,821.056 | 41,836.26 | 14.83 | 1,813.94 | 4.34 |
| I | | | 43,669.95 | 15.48 | | |
| 543916688 | | | | | | |
| LORD ABBETT SHORT DURATION | LLDYX | 24,380.301 | 108,492.34 | 4.45 | 4,290.93 | 3.96 |
| INCOME FUND - CLASS I | | | 109,955.16 | 4.51 | 357.58 | |
| 922031737 | | | | | | |
| VANGUARD INFLATION PROTECTED | VAIPX | 1,663.516 | 43,035.16 | 25.87 | 966.50 | 2.25 |
| SECURITIES FUND - ADMIRAL SHARES | | | 44,000.00 | 26.45 | | |
| ** TOTAL MUTUAL FUNDS-FIXED INCOME | SUB-TOTAL | | | | | |
| | | | 411,379.70 | | 17,754.22 | 4.32 |
| | | | 419,456.87 | | 1,247.81 | |
| MUTUAL FUNDS-EQUITY | | | | | | |
| 00162Q866 | | | | | | |
| JEFFERIES TR/J ALERIAN MLP ETF | AMLPE | 1,290.000 | 22,600.80 | 17.52 | 1,457.70 | 6.45 |
| | | | 23,979.60 | 18.59 | | |
| 19766B273 | | | | | | |
| COLUMBIA FUNDS SERIES TRUST - | CXXRX | 1,442.091 | 33,514.19 | 23.24 | 341.78 | 1.02 |
| COLUMBIA SMALLCAP INDEX FUND - | | | 32,000.00 | 22.19 | | |
| R5 | | | | | | |

The Huntington Trust

PAGE 3

DECEMBER 01, 2014 TO DECEMBER 31, 2014

ACCOUNT NAME: LAHA FOUNDATION

ACCOUNT NUMBER:

PORTFOLIO DETAIL (CONTINUED)

| DESCRIPTION | TICKER | SHARES | TOTAL MARKET/ TOTAL COST | MARKET PRICE/ COST PRICE | EST ANNUAL INCOME/ ACCRUED INC | CURRENT YIELD |
|---|--------|-----------------------|--------------------------------|--------------------------------|--------------------------------------|------------------|
| MUTUAL FUNDS-EQUITY | | | | | | |
| 277902698 EATON VANCE ATLANTA CAPITAL SMID-CAP FUND - CLASS I | EISMX | 1,337 115 | 33,695 30 33,000 00 | 25 20 24 68 | | |
| 316071604 FIDELITY ADVISOR NEW INSIGHTS FUND - CLASS I | FINSX | 5,413 015 | 146,963 36 115,676 13 | 27 15 21 37 | 357 26 | 0 24 |
| 464287507 ISHARES CORE S&P MID-CAP ETF | IJH | 235 000 | 34,028 00 31,581 83 | 144 80 134 39 | 456 37 | 1 34 |
| 683974505 OPPENHEIMER DEVELOPING MARKETS FUND - CLASS Y | ODVYX | 906 132 | 31,768 99 33,113.65 | 35 06 36 54 | 202 97 | 0 64 |
| 74441P817 PRUDENTIAL JENNISON UTILITY FUND - Z | PRUZX | 1,979 500 | 30,622 87 33,000 00 | 15 47 16 67 | 736.37 | 2 40 |
| 77956H849 T ROWE PRICE INT'L GROWTH & INCOME | TRIGX | 4,412 588 | 60,761 34 66,000 00 | 13.77 14 96 | 1,544 41 | 2 54 |
| 78462F103 SPDR S&P 500 ETF TRUST | SPY | 675 000 | 138,739.50 98,172.00 | 205 54 145 44 | 2,588 63 766 07 | 1.87 |
| 78464A763 SPDR S&P DIVIDEND FUND | SDY | 1,306.000 | 102,912 80 76,322 64 | 78 80 58 44 | 2,332 52 | 2 27 |
| 922908553 VANGUARD REIT FUND | VNQ | 449 000 | 36,369 00 29,050 30 | 81 00 64 70 | 1,310.63 | 3 60 |
| ** TOTAL MUTUAL FUNDS-EQUITY | | SUB- TOTAL | 671,976.15 571,896.15 | | 11,328.64 766.07 | 1.69 |
| * TOTAL MUTUAL FUNDS | | | 1,083,355.85 991,353.02 | | 29,082.86 2,013.88 | 2.68 |
| GRAND TOTAL ASSETS | | | 1,155,846.07 1,063,843.24 | | 29,119.10 2,016.90 | 2.52 |

HUNTINGTON NATIONAL BANK
519 MADISON AVENUE 3RD FL
TOLEDO, OH 43604

Huntington Wealth Advisors

DECEMBER 01, 2013 TO DECEMBER 31, 2013

ACCOUNT NAME: LAHA FOUNDATION
ACCOUNT NUMBER:




BECKY TOTMAN
THOMSON REUTERS
6135 TRUST DRIVE, SUITE 118
HOLLAND, OH 43528

ADMINISTRATOR: SUZETTE CROLL
419-321-1149
SUZETTE.CROLL
@HUNTINGTON.COM

INVESTMENT OFFICER: STEVEN DEYARMAN
419-321-1133
STEVEN.DEYARMAN
@HUNTINGTON.COM

ASSET ALLOCATION SUMMARY



| | MARKET VALUE | PERCENT |
|------------------------|--------------|---------|
| MUTUAL FUNDS | 1,086,501.48 | 94.5% |
| SHORT TERM INVESTMENTS | 63,041.94 | 5.5% |
| Total | 1,149,543.42 | 100.0% |

ACCOUNT SUMMARY

| | THIS PERIOD | YEAR TO DATE |
|------------------------|--------------|--------------|
| BEGINNING MARKET VALUE | 1,159,339.38 | 1,070,698.31 |
| DIVIDENDS/INTEREST | 2,861.17 | 25,954.74 |
| OTHER CASH RECEIPTS | 30,000.00 | 30,000.00 |
| DISBURSEMENTS AND FEES | 48,427.41 | 66,771.37 |
| REALIZED GAIN/LOSS | 34,742.57 | 35,866.28 |
| CHANGE IN MARKET VALUE | 28,972.29 | 53,795.46 |
| ENDING MARKET VALUE | 1,149,543.42 | 1,149,543.42 |

FOR YOUR INFORMATION

DECEMBER 01, 2013 TO DECEMBER 31, 2013

ACCOUNT NAME: LAHA FOUNDATION

ACCOUNT NUMBER:

PORTFOLIO DETAIL

| DESCRIPTION | TOTAL MARKET/ TOTAL COST | MARKET PRICE/ COST PRICE | EST ANNUAL INCOME/ ACCRUED INC | CURRENT YIELD |
|---|--------------------------------|--------------------------------|--------------------------------------|------------------|
| SHORT TERM INVESTMENTS | | | | |
| MONEY MARKET FUNDS | | | | |
| 608993853 HUNTINGTON CONSERVATIVE DEPOSIT ACCOUNT | 63,041.94 63,041.94 | 1.00 1.00 | 31.52 2.63 | 0.05 |
| ** TOTAL MONEY MARKET FUNDS | SUB- TOTAL | | 31.52 2.63 | 0.05 |
| * TOTAL SHORT TERM INVESTMENTS | 63,041.94 63,041.94 | | 31.52 2.63 | 0.05 |

| DESCRIPTION | TICKER | SHARES | TOTAL MARKET/ TOTAL COST | MARKET PRICE/ COST PRICE | EST ANNUAL INCOME/ ACCRUED INC | CURRENT YIELD |
|---|--------|-----------------------|----------------------------------|--------------------------------|--------------------------------------|------------------|
| MUTUAL FUNDS | | | | | | |
| MUTUAL FUNDS-FIXED INCOME | | | | | | |
| 315910836 FIDELITY NEW MARKETS INCOME FUND | FNMI | 2,710.834 | 42,261.90 44,864.30 | 15.59 16.55 | 2,043.97 170.33 | 4.84 |
| 693390304 PIMCO LOW DURATION FUND - INSTITUTIONAL CLASS | PTLDX | 7,580.875 | 78,310.44 79,068.53 | 10.33 10.43 | 1,501.01 125.08 | 1.92 |
| 693390700 PIMCO TOTAL RETURN FUND - INSTITUTIONAL CLASS | PTTRX | 20,612.172 | 220,344.12 235,867.00 | 10.69 11.44 | 5,688.96 474.08 | 2.58 |
| 73936T565 POWERSHARES PREFERRED PORTFOLIO | PGX | 3,230.000 | 43,411.20 47,035.68 | 13.44 14.56 | 2,945.76 | 6.79 |
| ** TOTAL MUTUAL FUNDS-FIXED INCOME | | SUB- TOTAL | 384,327.66 406,835.51 | | 12,179.70 769.49 | 3.17 |
| MUTUAL FUNDS-EQUITY | | | | | | |
| 00162Q866 JEFFERIES TR/J ALERIAN MLP ETF | AML | 2,465.000 | 43,852.35 41,264.10 | 17.79 16.74 | 2,632.62 | 6.00 |
| 153501101 CENTRAL FUND OF CANADA LIMITED | CEF | 1,225.000 | 16,231.25 29,289.75 | 13.25 23.91 | 12.25 | 0.08 |
| 316071604 FIDELITY ADVISOR NEW INSIGHTS FUND - CLASS I | FINSX | 5,413.015 | 144,852.28 115,676.13 | 26.76 21.37 | 113.67 | 0.08 |
| 444998306 HUNTINGTON INTERNATIONAL EQUITY FUND III | HIF3 | 3,729.893 | 49,532.98 27,847.13 | 13.28 7.47 | 704.95 | 1.42 |
| 446990301 HUNTINGTON SITUS FUND III | HSSF3 | 3,478.306 | 100,001.30 51,077.47 | 28.75 14.68 | 27.83 | 0.03 |

DECEMBER 01, 2013 TO DECEMBER 31, 2013

ACCOUNT NAME: LAHA FOUNDATION

ACCOUNT NUMBER:

PORTFOLIO DETAIL (CONTINUED)

| DESCRIPTION | TICKER | SHARES | TOTAL MARKET/ TOTAL COST | MARKET PRICE/ COST PRICE | EST ANNUAL INCOME/ ACCRUED INC | CURRENT YIELD |
|--|--------|-----------------------|--------------------------------------|--------------------------------|--------------------------------------|------------------|
| MUTUAL FUNDS-EQUITY | | | | | | |
| 683974505 OPPENHEIMER DEVELOPING MARKETS FUND - CLASS Y | ODVYX | 868 505 | 32,621.05 24,765 55 | 37 56 28 52 | 141 57 | 0 43 |
| 722005667 PIMCO COMMODITY REAL RETURN STRATEGY FUND - INSTITUTIONAL CLASS | PCRIX | 7,375 498 | 40,491.48 48,530 78 | 5 49 6 58 | 612 17 | 1 51 |
| 73935S105 POWERSHARES DB COMMODITY INDEX TRACKING FUND | DBC | 1,017 000 | 26,096 22 29,259.09 | 25 66 28 77 | 772 92 | 2 96 |
| 78462F103 SPDR S&P 500 ETF TRUST | SPY | 675 000 | 124,665.75 98,172.00 | 184 69 145 44 | 2,261 93 661 67 | 1 81 |
| 78464A763 SPDR S&P DIVIDEND FUND | SDY | 1,306.000 | 94,841 72 76,322.64 | 72 62 58 44 | 2,141 84 | 2 26 |
| 922908553 VANGUARD REIT FUND | VNQ | 449 000 | 28,987.44 29,050 30 | 64 56 64.70 | 1,253 16 | 4 32 |
| ** TOTAL MUTUAL FUNDS-EQUITY | | SUB- TOTAL | 702,173.82 571,254.94 | | 10,674.91 661.67 | 1.52 |
| * TOTAL MUTUAL FUNDS | | | 1,086,501.48 978,090.45 | | 22,854.61 1,431.16 | 2.10 |
| GRAND TOTAL ASSETS | | | 1,149,543.42 1,041,132.39 | | 22,886.13 1,433.79 | 1.99 |

DECEMBER 01, 2013 TO DECEMBER 31, 2013

ACCOUNT NAME: LAHA FOUNDATION

ACCOUNT NUMBER:

TRANSACTION SUMMARY

| | CURRENT PERIOD | | | YEAR TO DATE | | |
|----------------------------------|-------------------|-------------------|---------------------|-------------------|-------------------|---------------------|
| | PRINCIPAL CASH | INCOME CASH | COST | PRINCIPAL CASH | INCOME CASH | COST |
| BEGINNING BALANCE | 0.00 | 0.00 | 1,021,956.06 | 0.00 | 1,093.54 | 1,014,989.20 |
| RECEIPTS | | | | | | |
| DIVIDENDS | 31,798.42 | 5,805.32 | | 32,129.14 | 28,898.89 | |
| OTHER RECEIPTS | 30,000.00 | | | 30,000.00 | | |
| TOTAL RECEIPTS | 61,798.42 | 5,805.32 | 0.00 | 62,129.14 | 28,898.89 | 0.00 |
| DISBURSEMENTS | | | | | | |
| CASH DISTRIBUTIONS | 17,211.30- | | | 22,607.30- | | |
| FEES | 1,216.11- | | | 14,164.07- | | |
| OTHER DISBURSEMENTS | | 30,000.00- | | | 30,000.00- | |
| TOTAL DISBURSEMENTS | 18,427.41- | 30,000.00- | 0.00 | 36,771.37- | 30,000.00- | 0.00 |
| ASSETS PURCHASED | | | | | | |
| BUYS | | | | 48,530.78- | | 48,530.78 |
| TOTAL ASSETS PURCHASED | 0.00 | 0.00 | 0.00 | 48,530.78- | 0.00 | 48,530.78 |
| ASSETS SOLD/MATURED | | | | | | |
| SALES | | | | 48,610.07 | | 47,817.08- |
| TOTAL ASSETS SOLD/MATURED | 0.00 | 0.00 | 0.00 | 48,610.07 | 0.00 | 47,817.08- |
| CASH MANAGEMENT | | | | | | |
| DEPOSITS | 43,371.01- | 24,194.68 | 19,176.33 | 25,437.06- | 7.57 | 25,429.49 |
| TOTAL CASH MANAGEMENT | 43,371.01- | 24,194.68 | 19,176.33 | 25,437.06- | 7.57 | 25,429.49 |
| ENDING BALANCE | 0.00 | 0.00 | 1,041,132.39 | 0.00 | 0.00 | 1,041,132.39 |