



See a Social Security Number? Say Something!
Report Privacy Problems to <https://public.resource.org/privacy>
Or call the IRS Identity Theft Hotline at 1-800-908-4490



Form **990-PF**

Department of the Treasury
Internal Revenue Service

Return of Private Foundation

or Section 4947(a)(1) Trust Treated as Private Foundation

▶ Do not enter social security numbers on this form as it may be made public.

▶ Information about Form 990-PF and its instructions is at www.irs.gov/form990pf.

OMB No 1545-0052

2014

Open to Public Inspection

For calendar year 2014, or tax year beginning 01-01-2014, and ending 12-31-2014



| | | | |
|---|--|--|--|
| Name of foundation GLADYS E KNOWLES CHARITABLE TRUST 50315420 | | A Employer identification number 81-0423029 | |
| Number and street (or P O box number if mail is not delivered to street address) PO BOX 0634 | | B Telephone number (see instructions) (503) 464-3580 | |
| City or town, state or province, country, and ZIP or foreign postal code MILWAUKEE, WI 532010634 | | C If exemption application is pending, check here <input type="checkbox"/> | |
| G Check all that apply <input type="checkbox"/> Initial return <input type="checkbox"/> Initial return of a former public charity <input type="checkbox"/> Final return <input type="checkbox"/> Amended return <input type="checkbox"/> Address change <input type="checkbox"/> Name change | | D 1. Foreign organizations, check here <input type="checkbox"/> 2. Foreign organizations meeting the 85% test, check here and attach computation <input type="checkbox"/> | |
| H Check type of organization <input checked="" type="checkbox"/> Section 501(c)(3) exempt private foundation <input type="checkbox"/> Section 4947(a)(1) nonexempt charitable trust <input type="checkbox"/> Other taxable private foundation | | E If private foundation status was terminated under section 507(b)(1)(A), check here <input type="checkbox"/> | |
| I Fair market value of all assets at end of year (from Part II, col. (c), line 16)▶\$ 2,434,322 | | F If the foundation is in a 60-month termination under section 507(b)(1)(B), check here <input type="checkbox"/> | |
| J Accounting method <input type="checkbox"/> Cash <input type="checkbox"/> Accrual <input type="checkbox"/> Other (specify) _____ (Part I, column (d) must be on cash basis.) | | | |

| Part I Analysis of Revenue and Expenses <small>(The total of amounts in columns (b), (c), and (d) may not necessarily equal the amounts in column (a) (see instructions))</small> | | (a) Revenue and expenses per books | (b) Net investment income | (c) Adjusted net income | (d) Disbursements for charitable purposes (cash basis only) |
|--|--|------------------------------------|---------------------------|-------------------------|---|
| Revenue | 1 Contributions, gifts, grants, etc , received (attach schedule) | | | | |
| | 2 Check <input checked="" type="checkbox"/> if the foundation is not required to attach Sch B | | | | |
| | 3 Interest on savings and temporary cash investments | | | | |
| | 4 Dividends and interest from securities. | 57,958 | 57,958 | | |
| | 5a Gross rents | | | | |
| | b Net rental income or (loss) _____ | | | | |
| | 6a Net gain or (loss) from sale of assets not on line 10 _____ | 101,117 | | | |
| | b Gross sales price for all assets on line 6a _____ 648,639 | | | | |
| | 7 Capital gain net income (from Part IV, line 2) . . . | | 101,117 | | |
| | 8 Net short-term capital gain | | | 0 | |
| | 9 Income modifications | | | | |
| | 10a Gross sales less returns and allowances | | | | |
| | b Less Cost of goods sold | | | | |
| | c Gross profit or (loss) (attach schedule) | | | | |
| | 11 Other income (attach schedule) | | | | |
| | 12 Total. Add lines 1 through 11 | 159,075 | 159,075 | | |
| Operating and Administrative Expenses | 13 Compensation of officers, directors, trustees, etc | 33,576 | 30,219 | | 3,358 |
| | 14 Other employee salaries and wages | | 0 | 0 | 0 |
| | 15 Pension plans, employee benefits | | 0 | 0 | |
| | 16a Legal fees (attach schedule) | | | | 0 |
| | b Accounting fees (attach schedule) | 2,000 | 0 | 0 | 2,000 |
| | c Other professional fees (attach schedule) | | | | 0 |
| | 17 Interest | | | | 0 |
| | 18 Taxes (attach schedule) (see instructions) | 4,790 | 879 | | 0 |
| | 19 Depreciation (attach schedule) and depletion . . . | 0 | 0 | | |
| | 20 Occupancy | | | | |
| | 21 Travel, conferences, and meetings | | 0 | 0 | |
| | 22 Printing and publications | | 0 | 0 | |
| | 23 Other expenses (attach schedule) | | | | |
| | 24 Total operating and administrative expenses. Add lines 13 through 23 | 40,366 | 31,098 | 0 | 5,358 |
| | 25 Contributions, gifts, grants paid | 98,240 | | | 98,240 |
| | 26 Total expenses and disbursements. Add lines 24 and 25 | 138,606 | 31,098 | 0 | 103,598 |
| | 27 Subtract line 26 from line 12 | | | | |
| | a Excess of revenue over expenses and disbursements | 20,469 | | | |
| | b Net investment income (if negative, enter -0-) | | 127,977 | | |
| | c Adjusted net income (if negative, enter -0-) | | | 0 | |

Part II


Balance Sheets

Attached schedules and amounts in the description column should be for end-of-year amounts only (See instructions)

| | | Beginning of year | End of year | | |
|-----------------------------|---|--|----------------|---|-----------|
| | | (a) Book Value | (b) Book Value | (c) Fair Market Value | |
| Assets | 1 | Cash—non-interest-bearing | 617 | 860 | 860 |
| | 2 | Savings and temporary cash investments | 12,213 | 81,137 | 81,137 |
| | 3 | Accounts receivable ▶ <u>1,427</u> | | | |
| | | Less allowance for doubtful accounts ▶ _____ | 1,001 | 1,427 | 1,427 |
| | 4 | Pledges receivable ▶ _____ | | | |
| | | Less allowance for doubtful accounts ▶ _____ | | | |
| | 5 | Grants receivable | | | |
| | 6 | Receivables due from officers, directors, trustees, and other disqualified persons (attach schedule) (see instructions) | | | |
| | 7 | Other notes and loans receivable (attach schedule) ▶ _____ | | | |
| | | Less allowance for doubtful accounts ▶ <u>0</u> | | | |
| | 8 | Inventories for sale or use | | | |
| | 9 | Prepaid expenses and deferred charges | | | |
| | 10a | Investments—U S and state government obligations (attach schedule) | 39,781 | | |
| | b | Investments—corporate stock (attach schedule) | 1,190,201 |  1,136,049 | 1,724,462 |
| | c | Investments—corporate bonds (attach schedule). | 595,236 |  640,139 | 626,436 |
| | 11 | Investments—land, buildings, and equipment basis ▶ _____ | | | |
| | Less accumulated depreciation (attach schedule) ▶ _____ | | | | |
| 12 | Investments—mortgage loans | | | | |
| 13 | Investments—other (attach schedule) | | | 0 | |
| 14 | Land, buildings, and equipment basis ▶ _____ | | | | |
| | Less accumulated depreciation (attach schedule) ▶ _____ | | | | |
| 15 | Other assets (describe ▶ _____) | | | | |
| 16 | Total assets (to be completed by all filers—see the instructions Also, see page 1, item I) | 1,839,049 | 1,859,612 | 2,434,322 | |
| Liabilities | 17 | Accounts payable and accrued expenses | | | |
| | 18 | Grants payable | | | |
| | 19 | Deferred revenue | | | |
| | 20 | Loans from officers, directors, trustees, and other disqualified persons | | | |
| | 21 | Mortgages and other notes payable (attach schedule) | | | |
| | 22 | Other liabilities (describe ▶ _____) | | | |
| | 23 | Total liabilities (add lines 17 through 22) | | 0 | |
| Net Assets or Fund Balances | | Foundations that follow SFAS 117, check here ▶ <input type="checkbox"/> and complete lines 24 through 26 and lines 30 and 31. | | | |
| | 24 | Unrestricted | | | |
| | 25 | Temporarily restricted | | | |
| | 26 | Permanently restricted | | | |
| | | Foundations that do not follow SFAS 117, check here ▶ <input checked="" type="checkbox"/> and complete lines 27 through 31. | | | |
| | 27 | Capital stock, trust principal, or current funds | 1,839,049 | 1,859,612 | |
| | 28 | Paid-in or capital surplus, or land, bldg , and equipment fund | | | |
| | 29 | Retained earnings, accumulated income, endowment, or other funds | | | |
| | 30 | Total net assets or fund balances (see instructions) | 1,839,049 | 1,859,612 | |
| 31 | Total liabilities and net assets/fund balances (see instructions) | 1,839,049 | 1,859,612 | | |

Part III

Analysis of Changes in Net Assets or Fund Balances

| | | | |
|---|--|---|-----------|
| 1 | Total net assets or fund balances at beginning of year—Part II, column (a), line 30 (must agree with end-of-year figure reported on prior year’s return) | 1 | 1,839,049 |
| 2 | Enter amount from Part I, line 27a | 2 | 20,469 |
| 3 | Other increases not included in line 2 (itemize) ▶  _____ | 3 | 94 |
| 4 | Add lines 1, 2, and 3 | 4 | 1,859,612 |
| 5 | Decreases not included in line 2 (itemize) ▶ _____ | 5 | 0 |
| 6 | Total net assets or fund balances at end of year (line 4 minus line 5)—Part II, column (b), line 30 | 6 | 1,859,612 |

Part IV

Capital Gains and Losses for Tax on Investment Income

| | | | | |
|---|---------------------------|--|--------------------------------------|----------------------------------|
| (a) List and describe the kind(s) of property sold (e g , real estate, 2-story brick warehouse, or common stock, 200 shs MLC Co) | | (b) How acquired P—Purchase D—Donation | (c) Date acquired (mo , day, yr) | (d) Date sold (mo , day, yr) |
| 1a | See Additional Data Table | | | |
| b | | | | |
| c | | | | |
| d | | | | |
| e | | | | |

| | | | |
|-----------------------|--|---|--|
| (e) Gross sales price | (f) Depreciation allowed (or allowable) | (g) Cost or other basis plus expense of sale | (h) Gain or (loss) (e) plus (f) minus (g) |
| a | See Additional Data Table | | |
| b | | | |
| c | | | |
| d | | | |
| e | | | |

| | | | |
|---|--------------------------------------|---|--|
| Complete only for assets showing gain in column (h) and owned by the foundation on 12/31/69 | | | (I) Gains (Col (h) gain minus col (k), but not less than -0-) or Losses (from col (h)) |
| (i) F M V as of 12/31/69 | (j) Adjusted basis as of 12/31/69 | (k) Excess of col (i) over col (j), if any | |
| a | See Additional Data Table | | |
| b | | | |
| c | | | |
| d | | | |
| e | | | |

| | | | | |
|---|--|---|---|---------|
| 2 | Capital gain net income or (net capital loss) | { If gain, also enter in Part I, line 7 If (loss), enter -0- in Part I, line 7 } | 2 | 101,117 |
| 3 | Net short-term capital gain or (loss) as defined in sections 1222(5) and (6) If gain, also enter in Part I, line 8, column (c) (see instructions) If (loss), enter -0- in Part I, line 8 | } | 3 | |

Part V

Qualification Under Section 4940(e) for Reduced Tax on Net Investment Income

(For optional use by domestic private foundations subject to the section 4940(a) tax on net investment income)

If section 4940(d)(2) applies, leave this part blank

Was the foundation liable for the section 4942 tax on the distributable amount of any year in the base period? ☐ Yes ☒ No

If "Yes," the foundation does not qualify under section 4940(e) Do not complete this part

1 Enter the appropriate amount in each column for each year, see instructions before making any entries

| | | | |
|--|--|--|---|
| (a) Base period years Calendar year (or tax year beginning in) | (b) Adjusted qualifying distributions | (c) Net value of noncharitable-use assets | (d) Distribution ratio (col (b) divided by col (c)) |
| 2013 | 103,434 | 2,293,944 | 0 04509 |
| 2012 | 103,143 | 2,156,068 | 0 047838 |
| 2011 | 102,940 | 2,162,096 | 0 047611 |
| 2010 | 149,040 | 2,096,498 | 0 07109 |
| 2009 | 166,917 | 2,007,682 | 0 083139 |

| | | | |
|---|---|---|-----------|
| 2 | Total of line 1, column (d). | 2 | 0 294768 |
| 3 | Average distribution ratio for the 5-year base period—divide the total on line 2 by 5, or by the number of years the foundation has been in existence if less than 5 years | 3 | 0 058954 |
| 4 | Enter the net value of noncharitable-use assets for 2014 from Part X, line 5. | 4 | 2,409,941 |
| 5 | Multiply line 4 by line 3. | 5 | 142,076 |
| 6 | Enter 1% of net investment income (1% of Part I, line 27b). | 6 | 1,280 |
| 7 | Add lines 5 and 6. | 7 | 143,356 |
| 8 | Enter qualifying distributions from Part XII, line 4. | 8 | 103,598 |

If line 8 is equal to or greater than line 7, check the box in Part VI, line 1b, and complete that part using a 1% tax rate See
the Part VI instructions

Part VI

Excise Tax Based on Investment Income (Section 4940(a), 4940(b), 4940(e), or 4948—see page 18 of the instructions)

| | | | | | |
|----|--|---|----|-------|-------|
| 1a | | Exempt operating foundations described in section 4940(d)(2), check here <input type="checkbox"/> and enter "N/A" on line 1 | | | |
| b | | Domestic foundations that meet the section 4940(e) requirements in Part V, check here <input type="checkbox"/> and enter 1% of Part I, line 27b | | 1 | 2,560 |
| c | | All other domestic foundations enter 2% of line 27b. Exempt foreign organizations enter 4% of Part I, line 12, col. (b) | | | |
| 2 | | Tax under section 511 (domestic section 4947(a)(1) trusts and taxable foundations only. Others enter -0-) | | 2 | 0 |
| 3 | | Add lines 1 and 2. | | 3 | 2,560 |
| 4 | | Subtitle A (income) tax (domestic section 4947(a)(1) trusts and taxable foundations only. Others enter -0-) | | 4 | 0 |
| 5 | | Tax based on investment income. Subtract line 4 from line 3. If zero or less, enter -0- | | 5 | 2,560 |
| 6 | | Credits/Payments | | | |
| a | | 2014 estimated tax payments and 2013 overpayment credited to 2014 | 6a | 2,780 | |
| b | | Exempt foreign organizations—tax withheld at source | 6b | | |
| c | | Tax paid with application for extension of time to file (Form 8868) | 6c | 0 | |
| d | | Backup withholding erroneously withheld | 6d | | |
| 7 | | Total credits and payments. Add lines 6a through 6d. | | 7 | 2,780 |
| 8 | | Enter any penalty for underpayment of estimated tax. Check here <input type="checkbox"/> if Form 2220 is attached. | | 8 | 0 |
| 9 | | Tax due. If the total of lines 5 and 8 is more than line 7, enter amount owed | | 9 | |
| 10 | | Overpayment. If line 7 is more than the total of lines 5 and 8, enter the amount overpaid. | | 10 | 220 |
| 11 | | Enter the amount of line 10 to be Credited to 2015 estimated tax 220 Refunded | | 11 | 0 |

Part VII-A

Statements Regarding Activities

| | | | | |
|----|--|----|-----|----|
| 1a | During the tax year, did the foundation attempt to influence any national, state, or local legislation or did it participate or intervene in any political campaign? | 1a | Yes | No |
| b | Did it spend more than \$100 during the year (either directly or indirectly) for political purposes (see Instructions for definition)? <i>If the answer is "Yes" to 1a or 1b, attach a detailed description of the activities and copies of any materials published or distributed by the foundation in connection with the activities.</i> | 1b | | No |
| c | Did the foundation file Form 1120-POL for this year? | 1c | | No |
| d | Enter the amount (if any) of tax on political expenditures (section 4955) imposed during the year: (1) On the foundation \$ (2) On foundation managers \$ | | | |
| e | Enter the reimbursement (if any) paid by the foundation during the year for political expenditure tax imposed on foundation managers \$ | | | |
| 2 | Has the foundation engaged in any activities that have not previously been reported to the IRS? <i>If "Yes," attach a detailed description of the activities.</i> | 2 | | No |
| 3 | Has the foundation made any changes, not previously reported to the IRS, in its governing instrument, articles of incorporation, or bylaws, or other similar instruments? <i>If "Yes," attach a conformed copy of the changes.</i> | 3 | | No |
| 4a | Did the foundation have unrelated business gross income of \$1,000 or more during the year? | 4a | | No |
| b | If "Yes," has it filed a tax return on Form 990-T for this year? | 4b | | |
| 5 | Was there a liquidation, termination, dissolution, or substantial contraction during the year? <i>If "Yes," attach the statement required by General Instruction T.</i> | 5 | | No |
| 6 | Are the requirements of section 508(e) (relating to sections 4941 through 4945) satisfied either: • By language in the governing instrument, or • By state legislation that effectively amends the governing instrument so that no mandatory directions that conflict with the state law remain in the governing instrument? | 6 | Yes | |
| 7 | Did the foundation have at least \$5,000 in assets at any time during the year? <i>If "Yes," complete Part II, col. (c), and Part XV.</i> | 7 | Yes | |
| 8a | Enter the states to which the foundation reports or with which it is registered (see instructions): MT | | | |
| b | If the answer is "Yes" to line 7, has the foundation furnished a copy of Form 990-PF to the Attorney General (or designate) of each state as required by General Instruction G? <i>If "No," attach explanation.</i> | 8b | Yes | |
| 9 | Is the foundation claiming status as a private operating foundation within the meaning of section 4942(j)(3) or 4942(j)(5) for calendar year 2014 or the taxable year beginning in 2014 (see instructions for Part XIV)? <i>If "Yes," complete Part XIV.</i> | 9 | | No |
| 10 | Did any persons become substantial contributors during the tax year? <i>If "Yes," attach a schedule listing their names and addresses.</i> | 10 | | No |

Part VII-A

Statements Regarding Activities *(continued)*

| | | | | |
|-----------------|--|----|-----|----|
| 11 | At any time during the year, did the foundation, directly or indirectly, own a controlled entity within the meaning of section 512(b)(13)? If "Yes," attach schedule (see instructions). | 11 | | No |
| 12 | Did the foundation make a distribution to a donor advised fund over which the foundation or a disqualified person had advisory privileges? If "Yes," attach statement (see instructions) | 12 | | No |
| 13 | Did the foundation comply with the public inspection requirements for its annual returns and exemption application? | 13 | Yes | |
| Website address | | | | |
| 14 | The books are in care of US BANK Telephone no (503) 464-3580 Located at 555 SW OAK PORTLAND OR ZIP+4 97204 | | | |
| 15 | Section 4947(a)(1) nonexempt charitable trusts filing Form 990-PF in lieu of Form 1041 —Check here and enter the amount of tax-exempt interest received or accrued during the year. | 15 | | |
| 16 | At any time during calendar year 2014, did the foundation have an interest in or a signature or other authority over a bank, securities, or other financial account in a foreign country? See instructions for exceptions and filing requirements for FinCEN Form 114, Report of Foreign Bank and Financial Accounts (FBAR) If "Yes", enter the name of the foreign country | 16 | Yes | No |

Part VII-B

Statements Regarding Activities for Which Form 4720 May Be Required

| | | | | |
|---|---|----|-----|----|
| File Form 4720 if any item is checked in the "Yes" column, unless an exception applies. | | | Yes | No |
| 1a | During the year did the foundation (either directly or indirectly) (1) Engage in the sale or exchange, or leasing of property with a disqualified person? Yes No (2) Borrow money from, lend money to, or otherwise extend credit to (or accept it from) a disqualified person? Yes No (3) Furnish goods, services, or facilities to (or accept them from) a disqualified person? Yes No (4) Pay compensation to, or pay or reimburse the expenses of, a disqualified person? Yes No (5) Transfer any income or assets to a disqualified person (or make any of either available for the benefit or use of a disqualified person)? Yes No (6) Agree to pay money or property to a government official? (Exception. Check "No" if the foundation agreed to make a grant to or to employ the official for a period after termination of government service, if terminating within 90 days). Yes No | | | |
| b | If any answer is "Yes" to 1a(1)–(6), did any of the acts fail to qualify under the exceptions described in Regulations section 53.4941(d)-3 or in a current notice regarding disaster assistance (see instructions)? Organizations relying on a current notice regarding disaster assistance check here. | 1b | | No |
| c | Did the foundation engage in a prior year in any of the acts described in 1a, other than excepted acts, that were not corrected before the first day of the tax year beginning in 2014? | 1c | | No |
| 2 | Taxes on failure to distribute income (section 4942) (does not apply for years the foundation was a private operating foundation defined in section 4942(j)(3) or 4942(j)(5)) | | | |
| a | At the end of tax year 2014, did the foundation have any undistributed income (lines 6d and 6e, Part XIII) for tax year(s) beginning before 2014? If "Yes," list the years 20 , 20 , 20 , 20 Yes No | | | |
| b | Are there any years listed in 2a for which the foundation is not applying the provisions of section 4942(a)(2) (relating to incorrect valuation of assets) to the year's undistributed income? (If applying section 4942(a)(2) to all years listed, answer "No" and attach statement—see instructions). | 2b | | No |
| c | If the provisions of section 4942(a)(2) are being applied to any of the years listed in 2a, list the years here 20 , 20 , 20 , 20 | | | |
| 3a | Did the foundation hold more than a 2% direct or indirect interest in any business enterprise at any time during the year? Yes No | | | |
| b | If "Yes," did it have excess business holdings in 2014 as a result of (1) any purchase by the foundation or disqualified persons after May 26, 1969, (2) the lapse of the 5-year period (or longer period approved by the Commissioner under section 4943(c)(7)) to dispose of holdings acquired by gift or bequest, or (3) the lapse of the 10-, 15-, or 20-year first phase holding period? (Use Schedule C, Form 4720, to determine if the foundation had excess business holdings in 2014.). | 3b | | |
| 4a | Did the foundation invest during the year any amount in a manner that would jeopardize its charitable purposes? | 4a | | No |
| b | Did the foundation make any investment in a prior year (but after December 31, 1969) that could jeopardize its charitable purpose that had not been removed from jeopardy before the first day of the tax year beginning in 2014? | 4b | | No |

Part VII-B

Statements Regarding Activities for Which Form 4720 May Be Required (continued)

| | | | | |
|-----|--|-------------------------------------|--|----|
| 5a | During the year did the foundation pay or incur any amount to | | | |
| (1) | Carry on propaganda, or otherwise attempt to influence legislation (section 4945(e))? | <input type="checkbox"/> Yes | <input checked="" type="checkbox"/> No | |
| (2) | Influence the outcome of any specific public election (see section 4955), or to carry on, directly or indirectly, any voter registration drive? | <input type="checkbox"/> Yes | <input checked="" type="checkbox"/> No | |
| (3) | Provide a grant to an individual for travel, study, or other similar purposes? | <input type="checkbox"/> Yes | <input checked="" type="checkbox"/> No | |
| (4) | Provide a grant to an organization other than a charitable, etc , organization described in section 4945(d)(4)(A)? (see instructions). | <input type="checkbox"/> Yes | <input checked="" type="checkbox"/> No | |
| (5) | Provide for any purpose other than religious, charitable, scientific, literary, or educational purposes, or for the prevention of cruelty to children or animals? | <input type="checkbox"/> Yes | <input checked="" type="checkbox"/> No | |
| b | If any answer is "Yes" to 5a(1)–(5), did any of the transactions fail to qualify under the exceptions described in Regulations section 53.4945 or in a current notice regarding disaster assistance (see instructions)? | 5b | | |
| | Organizations relying on a current notice regarding disaster assistance check here. | <input checked="" type="checkbox"/> | | |
| c | If the answer is "Yes" to question 5a(4), does the foundation claim exemption from the tax because it maintained expenditure responsibility for the grant? | <input type="checkbox"/> Yes | <input type="checkbox"/> No | |
| | If "Yes," attach the statement required by Regulations section 53.4945–5(d). | | | |
| 6a | Did the foundation, during the year, receive any funds, directly or indirectly, to pay premiums on a personal benefit contract? | <input type="checkbox"/> Yes | <input checked="" type="checkbox"/> No | |
| b | Did the foundation, during the year, pay premiums, directly or indirectly, on a personal benefit contract? | 6b | | No |
| | If "Yes" to 6b, file Form 8870. | | | |
| 7a | At any time during the tax year, was the foundation a party to a prohibited tax shelter transaction? | <input type="checkbox"/> Yes | <input checked="" type="checkbox"/> No | |
| b | If yes, did the foundation receive any proceeds or have any net income attributable to the transaction? | 7b | | |

Part VIII

Information About Officers, Directors, Trustees, Foundation Managers, Highly Paid Employees, and Contractors

| 1 List all officers, directors, trustees, foundation managers and their compensation (see instructions). | | | | |
|--|---|---|---|---------------------------------------|
| (a) Name and address | (b) Title, and average hours per week devoted to position | (c) Compensation (If not paid, enter -0-) | (d) Contributions to employee benefit plans and deferred compensation | (e) Expense account, other allowances |
| US BANK | TRUSTEE | 33,576 | | |
| PO BOX 3168 | 1 | | | |
| PORTLAND, OR 97208 | | | | |
| 2 Compensation of five highest-paid employees (other than those included on line 1—see instructions). If none, enter "NONE." | | | | |
| (a) Name and address of each employee paid more than \$50,000 | (b) Title, and average hours per week devoted to position | (c) Compensation | (d) Contributions to employee benefit plans and deferred compensation | (e) Expense account, other allowances |
| NONE | | | | |
| | | | | |
| | | | | |
| | | | | |
| | | | | |
| | | | | |
| | | | | |
| | | | | |
| | | | | |
| Total number of other employees paid over \$50,000. | | | | 0 |

Part VIII

Information About Officers, Directors, Trustees, Foundation Managers, Highly Paid Employees, and Contractors (continued)

| 3 Five highest-paid independent contractors for professional services (see instructions). If none, enter "NONE". | | |
|--|---------------------|------------------|
| (a) Name and address of each person paid more than \$50,000 | (b) Type of service | (c) Compensation |
| NONE | | |
| | | |
| | | |
| | | |
| | | |
| | | |
| | | |
| | | |
| | | |
| Total number of others receiving over \$50,000 for professional services. | | 0 |

Part IX-A

Summary of Direct Charitable Activities

| List the foundation's four largest direct charitable activities during the tax year. Include relevant statistical information such as the number of organizations and other beneficiaries served, conferences convened, research papers produced, etc | Expenses |
|---|----------|
| 1 | |
| 2 | |
| 3 | |
| 4 | |

Part IX-B

Summary of Program-Related Investments (see instructions)

| Describe the two largest program-related investments made by the foundation during the tax year on lines 1 and 2 | Amount |
|--|--------|
| 1 | |
| | |
| | |
| 2 | |
| | |
| | |
| All other program-related investments. See instructions. | |
| 3 | |
| | |
| | |
| Total. Add lines 1 through 3. | |

Part X

Minimum Investment Return (All domestic foundations must complete this part. Foreign foundations, see instructions.)

| | | | |
|---|--|----|-----------|
| 1 | Fair market value of assets not used (or held for use) directly in carrying out charitable, etc , purposes | | |
| a | Average monthly fair market value of securities. | 1a | 2,415,604 |
| b | Average of monthly cash balances. | 1b | 31,037 |
| c | Fair market value of all other assets (see instructions). | 1c | 0 |
| d | Total (add lines 1a, b, and c). | 1d | 2,446,641 |
| e | Reduction claimed for blockage or other factors reported on lines 1a and 1c (attach detailed explanation). | 1e | 0 |
| 2 | Acquisition indebtedness applicable to line 1 assets. | 2 | 0 |
| 3 | Subtract line 2 from line 1d. | 3 | 2,446,641 |
| 4 | Cash deemed held for charitable activities Enter 1 1/2% of line 3 (for greater amount, see instructions). | 4 | 36,700 |
| 5 | Net value of noncharitable-use assets. Subtract line 4 from line 3 Enter here and on Part V, line 4 | 5 | 2,409,941 |
| 6 | Minimum investment return. Enter 5% of line 5. | 6 | 120,497 |

Part XI

Distributable Amount (see instructions) (Section 4942(j)(3) and (j)(5) private operating foundations and certain foreign organizations check here ☐ and do not complete this part.)

| | | | |
|----|---|----|---------|
| 1 | Minimum investment return from Part X, line 6. | 1 | 120,497 |
| 2a | Tax on investment income for 2014 from Part VI, line 5. | 2a | 2,560 |
| b | Income tax for 2014 (This does not include the tax from Part VI). | 2b | |
| c | Add lines 2a and 2b. | 2c | 2,560 |
| 3 | Distributable amount before adjustments Subtract line 2c from line 1. | 3 | 117,937 |
| 4 | Recoveries of amounts treated as qualifying distributions. | 4 | 0 |
| 5 | Add lines 3 and 4. | 5 | 117,937 |
| 6 | Deduction from distributable amount (see instructions). | 6 | 0 |
| 7 | Distributable amount as adjusted Subtract line 6 from line 5 Enter here and on Part XIII, line 1. | 7 | 117,937 |

Part XII

Qualifying Distributions (see instructions)

| | | | |
|--|--|----|---------|
| 1 | Amounts paid (including administrative expenses) to accomplish charitable, etc , purposes | | |
| a | Expenses, contributions, gifts, etc —total from Part I, column (d), line 26. | 1a | 103,598 |
| b | Program-related investments—total from Part IX-B. | 1b | 0 |
| 2 | Amounts paid to acquire assets used (or held for use) directly in carrying out charitable, etc , purposes. | 2 | 0 |
| 3 | Amounts set aside for specific charitable projects that satisfy the | | |
| a | Suitability test (prior IRS approval required). | 3a | 0 |
| b | Cash distribution test (attach the required schedule). | 3b | 0 |
| 4 | Qualifying distributions. Add lines 1a through 3b Enter here and on Part V, line 8, and Part XIII, line 4 | 4 | 103,598 |
| 5 | Foundations that qualify under section 4940(e) for the reduced rate of tax on net investment income Enter 1% of Part I, line 27b (see instructions). | 5 | 0 |
| 6 | Adjusted qualifying distributions. Subtract line 5 from line 4. | 6 | 103,598 |
| Note: The amount on line 6 will be used in Part V, column (b), in subsequent years when calculating whether the foundation qualifies for the section 4940(e) reduction of tax in those years | | | |

Part XIII

Undistributed Income (see instructions)

| | (a) Corpus | (b) Years prior to 2013 | (c) 2013 | (d) 2014 |
|---|---------------|----------------------------|-------------|-------------|
| 1 Distributable amount for 2014 from Part XI, line 7 | | | | 117,937 |
| 2 Undistributed income, if any, as of the end of 2014 | | | | |
| a Enter amount for 2013 only. | | | 0 | |
| b Total for prior years 2012 , 20__ , 20__ | | 0 | | |
| 3 Excess distributions carryover, if any, to 2014 | | | | |
| a From 2009. | | | | 30,309 |
| b From 2010. | | | | 45,025 |
| c From 2011. | | | | 0 |
| d From 2012. | | | | 0 |
| e From 2013. | | | | 0 |
| f Total of lines 3a through e. | 75,334 | | | |
| 4 Qualifying distributions for 2014 from Part XII, line 4 ▶ \$ 103,598 | | | | |
| a Applied to 2013, but not more than line 2a | | | 0 | |
| b Applied to undistributed income of prior years (Election required—see instructions). | | 0 | | |
| c Treated as distributions out of corpus (Election required—see instructions). | 0 | | | |
| d Applied to 2014 distributable amount. | | | | 103,598 |
| e Remaining amount distributed out of corpus | 0 | | | |
| 5 Excess distributions carryover applied to 2014 (If an amount appears in column (d), the same amount must be shown in column (a).) | 14,339 | | | 14,339 |
| 6 Enter the net total of each column as indicated below: | | | | |
| a Corpus Add lines 3f, 4c, and 4e Subtract line 5 | 60,995 | | | |
| b Prior years' undistributed income Subtract line 4b from line 2b. | | 0 | | |
| c Enter the amount of prior years' undistributed income for which a notice of deficiency has been issued, or on which the section 4942(a) tax has been previously assessed. | | 0 | | |
| d Subtract line 6c from line 6b Taxable amount—see instructions | | 0 | | |
| e Undistributed income for 2013 Subtract line 4a from line 2a Taxable amount—see instructions | | | 0 | |
| f Undistributed income for 2014 Subtract lines 4d and 5 from line 1 This amount must be distributed in 2015 | | | | 0 |
| 7 Amounts treated as distributions out of corpus to satisfy requirements imposed by section 170(b)(1)(F) or 4942(g)(3) (Election may be required - see instructions) | 0 | | | |
| 8 Excess distributions carryover from 2009 not applied on line 5 or line 7 (see instructions) . . . | 15,970 | | | |
| 9 Excess distributions carryover to 2015. Subtract lines 7 and 8 from line 6a | 45,025 | | | |
| 10 Analysis of line 9 | | | | |
| a Excess from 2010. . . . | 45,025 | | | |
| b Excess from 2011. . . . | 0 | | | |
| c Excess from 2012. . . . | 0 | | | |
| d Excess from 2013. . . . | 0 | | | |
| e Excess from 2014. . . . | 0 | | | |

Part XIV

4942(j)(3) or 4942(j)(5)

3

Part XV

1

2

The name, address, and telephone number or email address of the person to whom applications should be addressed:

Part XV

Supplementary Information (continued)

3 Grants and Contributions Paid During the Year or Approved for Future Payment

| Recipient | If recipient is an individual, show any relationship to any foundation manager or substantial contributor | Foundation status of recipient | Purpose of grant or contribution | Amount |
|---|---|--------------------------------|----------------------------------|--------|
| Name and address (home or business) | | | | |
| a Paid during the year See Additional Data Table | | | | |
| Total | | | 3a | 98,240 |
| b Approved for future payment | | | | |
| Total | | | 3b | |

Enter gross amounts unless otherwise indicated

Part XVI-B Relationship of Activities to the Accomplishment of Exempt Purposes

[illegible]

Part XVII

Information Regarding Transfers To and Transactions and Relationships With Noncharitable Exempt Organizations

1

Did the organization directly or indirectly engage in any of the following with any other organization described in section 501(c) of the Code (other than section 501(c)(3) organizations) or in section 527, relating to political organizations?

Yes

No

a

Transfers from the reporting foundation to a noncharitable exempt organization of

(1)

Cash.

1a(1)

No

(2)

Other assets.

1a(2)

No

b

Other transactions

(1)

Sales of assets to a noncharitable exempt organization.

1b(1)

No

(2)

Purchases of assets from a noncharitable exempt organization.

1b(2)

No

(3)

Rental of facilities, equipment, or other assets.

1b(3)

No

(4)

Reimbursement arrangements.

1b(4)

No

(5)

Loans or loan guarantees.

1b(5)

No

(6)

Performance of services or membership or fundraising solicitations.

1b(6)

No

c

Sharing of facilities, equipment, mailing lists, other assets, or paid employees.

1c

No

d

If the answer to any of the above is "Yes," complete the following schedule. Column (b) should always show the fair market value of the goods, other assets, or services given by the reporting foundation. If the foundation received less than fair market value in any transaction or sharing arrangement, show in column (d) the value of the goods, other assets, or services received.

| (a) Line No | (b) Amount involved | (c) Name of noncharitable exempt organization | (d) Description of transfers, transactions, and sharing arrangements |
|-------------|---------------------|---|--|
| | | | |
| | | | |
| | | | |
| | | | |
| | | | |
| | | | |
| | | | |
| | | | |
| | | | |
| | | | |
| | | | |
| | | | |
| | | | |
| | | | |
| | | | |
| | | | |
| | | | |
| | | | |
| | | | |
| | | | |
| | | | |

2a

Is the foundation directly or indirectly affiliated with, or related to, one or more tax-exempt organizations described in section 501(c) of the Code (other than section 501(c)(3)) or in section 527?

Yes

✓

No

b

If "Yes," complete the following schedule.

| (a) Name of organization | (b) Type of organization | (c) Description of relationship |
|--------------------------|--------------------------|---------------------------------|
| | | |
| | | |
| | | |
| | | |
| | | |

Sign Here

Under penalties of perjury, I declare that I have examined this return, including accompanying schedules and statements, and to the best of my knowledge and belief, it is true, correct, and complete. Declaration of preparer (other than taxpayer) is based on all information of which preparer has any knowledge.

Signature of officer or trustee

2015-05-01

Date

Title

May the IRS discuss this return with the preparer shown below (see instr.)?

✓

Yes

No

Paid Preparer Use Only

Print/Type preparer's name

DONALD J ROMAN

Preparer's Signature

Date

2015-05-01

Check if self-employed

✓

PTIN

P00364310

Firm's name

PRICEWATERHOUSECOOPERS LLP

Firm's address

600 GRANT STREET PITTSBURGH, PA 15219

Firm's EIN

13-4008324

Phone no

(412) 355-6000

Form 990PF Part IV - Capital Gains and Losses for Tax on Investment Income - Columns a - d

| (a) List and describe the kind(s) of property sold (e g , real estate, 2-story brick warehouse, or common stock, 200 shs MLC Co) | (b) How acquired P—Purchase D—Donation | (c) Date acquired (mo , day, yr) | (d) Date sold (mo , day, yr) |
|---|--|--------------------------------------|----------------------------------|
| 1000 999 E I I INTL PPTY I | | 2013-08-22 | 2014-02-11 |
| 412 544 PRINCIPAL GL R E SEC INS | | 2013-06-07 | 2014-02-11 |
| 312 094 PRINCIPAL GL R E SEC INS | | 2013-02-01 | 2014-02-11 |
| 1071 582 LAUDUS INTERNATIONAL MARKETMASTERS | | 2011-08-16 | 2014-02-11 |
| 300 MONDELEZ INTERNATIONAL WI | | 2012-06-08 | 2014-02-20 |
| 25000 BAXTER INTERNATIONAL 4 000% 3/01/14 | | 2009-10-16 | 2014-03-01 |
| 65 INTERNATIONAL BUSINESS MACHS CORP | | 2012-04-24 | 2014-03-06 |
| 269 COCA COLA CO | | 2012-08-01 | 2014-03-07 |
| 137 5 KNOWLES CORP | | 2012-10-04 | 2014-03-11 |
| 9 5 KNOWLES CORP | | 2013-08-29 | 2014-03-11 |

Form 990PF Part IV - Capital Gains and Losses for Tax on Investment Income - Columns e - h

| (e) Gross sales price | (f) Depreciation allowed (or allowable) | (g) Cost or other basis plus expense of sale | (h) Gain or (loss) (e) plus (f) minus (g) |
|-----------------------|--|---|--|
| 19,109 | | 19,000 | 109 |
| 3,449 | | 3,500 | -51 |
| 2,609 | | 2,647 | -38 |
| 25,311 | | 19,213 | 6,098 |
| 10,381 | | 7,544 | 2,837 |
| 25,000 | | 26,210 | -1,210 |
| 12,232 | | 12,008 | 224 |
| 10,343 | | 9,287 | 1,056 |
| 3,937 | | 2,727 | 1,210 |
| 272 | | 270 | 2 |

Form 990PF Part IV - Capital Gains and Losses for Tax on Investment Income - Columns i - l

| Complete only for assets showing gain in column (h) and owned by the foundation on 12/31/69 | | | (l) Gains (Col (h) gain minus col (k), but not less than -0-) or Losses (from col (h)) |
|---|--------------------------------------|---|---|
| (i) F M V as of 12/31/69 | (j) Adjusted basis as of 12/31/69 | (k) Excess of col (i) over col (j), if any | |
| | | | 109 |
| | | | -51 |
| | | | -38 |
| | | | 6,098 |
| | | | 2,837 |
| | | | -1,210 |
| | | | 224 |
| | | | 1,056 |
| | | | 1,210 |
| | | | 2 |

Form 990PF Part IV - Capital Gains and Losses for Tax on Investment Income - Columns a - d

| (a) List and describe the kind(s) of property sold (e g , real estate, 2-story brick warehouse, or common stock, 200 shs MLC Co) | (b) How acquired P—Purchase D—Donation | (c) Date acquired (mo , day, yr) | (d) Date sold (mo , day, yr) |
|---|--|--------------------------------------|----------------------------------|
| 2 APPLE COMPUTER INC | | 2005-07-13 | 2014-03-20 |
| 75 E M C CORP MASS | | 2011-11-28 | 2014-03-20 |
| 25 EMERSON ELEC CO | | 2012-04-27 | 2014-03-20 |
| 10 GILEAD SCIENCES INC | | 2012-05-17 | 2014-03-20 |
| 1 GOOGLE INC CL A | | 2009-11-04 | 2014-03-20 |
| 25 JOHNSON CTLS INC | | 2013-05-02 | 2014-03-20 |
| 5 KNOWLES CORP | | 2013-08-29 | 2014-03-20 |
| 588 235 PRINCIPAL PREFERRED SEC INS | | 2013-03-11 | 2014-03-20 |
| 278 707 INV BALANCE RISK COMM STR Y | | 2013-06-04 | 2014-03-31 |
| 50 CISCO SYS INC | | 2013-02-20 | 2014-03-31 |

Form 990PF Part IV - Capital Gains and Losses for Tax on Investment Income - Columns e - h

| (e) Gross sales price | (f) Depreciation allowed (or allowable) | (g) Cost or other basis plus expense of sale | (h) Gain or (loss) (e) plus (f) minus (g) |
|-----------------------|--|---|--|
| 1,060 | | 76 | 984 |
| 2,091 | | 1,668 | 423 |
| 1,588 | | 1,317 | 271 |
| 756 | | 253 | 503 |
| 1,202 | | 544 | 658 |
| 1,177 | | 862 | 315 |
| 16 | | 14 | 2 |
| 6,000 | | 6,240 | -240 |
| 2,497 | | 2,586 | -89 |
| 1,123 | | 1,065 | 58 |

Form 990PF Part IV - Capital Gains and Losses for Tax on Investment Income - Columns i - l

| Complete only for assets showing gain in column (h) and owned by the foundation on 12/31/69 | | | (l) Gains (Col (h) gain minus col (k), but not less than -0-) or Losses (from col (h)) |
|---|--------------------------------------|---|---|
| (i) F M V as of 12/31/69 | (j) Adjusted basis as of 12/31/69 | (k) Excess of col (i) over col (j), if any | |
| | | | 984 |
| | | | 423 |
| | | | 271 |
| | | | 503 |
| | | | 658 |
| | | | 315 |
| | | | 2 |
| | | | -240 |
| | | | -89 |
| | | | 58 |

Form 990PF Part IV - Capital Gains and Losses for Tax on Investment Income - Columns a - d

| (a) List and describe the kind(s) of property sold (e g , real estate, 2-story brick warehouse, or common stock, 200 shs MLC Co) | (b) How acquired P—Purchase D—Donation | (c) Date acquired (mo , day, yr) | (d) Date sold (mo , day, yr) |
|---|--|--------------------------------------|----------------------------------|
| 18 DEVON ENERGY CORPORATIOIN | | 2013-05-15 | 2014-03-31 |
| 51 062 AMERICAN EUROPACIFIC GRTH F2 | | 2013-02-01 | 2014-03-31 |
| 50 GENERAL ELEC CO | | 2009-04-03 | 2014-03-31 |
| 1 GOOGLE INC CL A | | 2009-11-04 | 2014-03-31 |
| 25 ORACLE CORPORATION | | 2006-12-05 | 2014-03-31 |
| 15 P N C FINANCIAL SERVICES GROUP INC | | 2011-12-07 | 2014-03-31 |
| 889 68 PRINCIPAL GL R E SEC INS | | 2013-02-01 | 2014-03-31 |
| 10 WAL MART STORES INC | | 2007-01-18 | 2014-03-31 |
| 15 COVIDIEN PLC | | 2012-09-28 | 2014-03-31 |
| 160 CHEVRONTEXACO CORP | | 2011-03-16 | 2014-04-23 |

Form 990PF Part IV - Capital Gains and Losses for Tax on Investment Income - Columns e - h

| (e) Gross sales price | (f) Depreciation allowed (or allowable) | (g) Cost or other basis plus expense of sale | (h) Gain or (loss) (e) plus (f) minus (g) |
|-----------------------|--|---|--|
| 1,192 | | 1,040 | 152 |
| 2,518 | | 2,201 | 317 |
| 1,290 | | 543 | 747 |
| 1,122 | | 544 | 578 |
| 1,010 | | 472 | 538 |
| 1,302 | | 811 | 491 |
| 7,544 | | 7,541 | 3 |
| 763 | | 487 | 276 |
| 1,095 | | 813 | 282 |
| 19,953 | | 14,877 | 5,076 |

Form 990PF Part IV - Capital Gains and Losses for Tax on Investment Income - Columns i - l

| Complete only for assets showing gain in column (h) and owned by the foundation on 12/31/69 | | | (l) Gains (Col (h) gain minus col (k), but not less than -0-) or Losses (from col (h)) |
|---|--------------------------------------|---|---|
| (i) F M V as of 12/31/69 | (j) Adjusted basis as of 12/31/69 | (k) Excess of col (i) over col (j), if any | |
| | | | 152 |
| | | | 317 |
| | | | 747 |
| | | | 578 |
| | | | 538 |
| | | | 491 |
| | | | 3 |
| | | | 276 |
| | | | 282 |
| | | | 5,076 |

Form 990PF Part IV - Capital Gains and Losses for Tax on Investment Income - Columns a - d

| (a) List and describe the kind(s) of property sold (e g , real estate, 2-story brick warehouse, or common stock, 200 shs MLC Co) | (b) How acquired P—Purchase D—Donation | (c) Date acquired (mo , day, yr) | (d) Date sold (mo , day, yr) |
|---|--|--------------------------------------|----------------------------------|
| 578 704 PRINCIPAL GL R E SEC INS | | 2012-12-04 | 2014-04-25 |
| 41 ALLERGAN INC | | 2012-06-08 | 2014-05-02 |
| 219 78 INV BALANCE RISK COMM STR Y | | 2013-06-04 | 2014-05-21 |
| 889 818 AMERICAN CENTY INTL BOND FD INSTL | | 2014-03-20 | 2014-05-21 |
| 50 BANK OF AMERICA CORP | | 2012-10-23 | 2014-05-21 |
| 25 EDISON INTL | | 2012-09-28 | 2014-05-21 |
| 10 JOHNSON CTLS INC | | 2013-05-02 | 2014-05-21 |
| 10 MASTERCARD INC | | 2012-02-08 | 2014-05-21 |
| 10 P N C FINANCIAL SERVICES GROUP INC | | 2011-11-29 | 2014-05-21 |
| 601 059 PRINCIPAL GL R E SEC INS | | 2013-01-04 | 2014-05-21 |

Form 990PF Part IV - Capital Gains and Losses for Tax on Investment Income - Columns e - h

| (e) Gross sales price | (f) Depreciation allowed (or allowable) | (g) Cost or other basis plus expense of sale | (h) Gain or (loss) (e) plus (f) minus (g) |
|-----------------------|--|---|--|
| 4,959 | | 4,821 | 138 |
| 6,936 | | 3,731 | 3,205 |
| 2,009 | | 2,040 | -31 |
| 12,760 | | 12,500 | 260 |
| 728 | | 469 | 259 |
| 1,342 | | 1,145 | 197 |
| 476 | | 345 | 131 |
| 751 | | 394 | 357 |
| 835 | | 509 | 326 |
| 5,265 | | 4,992 | 273 |

Form 990PF Part IV - Capital Gains and Losses for Tax on Investment Income - Columns i - l

| Complete only for assets showing gain in column (h) and owned by the foundation on 12/31/69 | | | (l) Gains (Col (h) gain minus col (k), but not less than -0-) or Losses (from col (h)) |
|---|--------------------------------------|---|---|
| (i) F M V as of 12/31/69 | (j) Adjusted basis as of 12/31/69 | (k) Excess of col (i) over col (j), if any | |
| | | | 138 |
| | | | 3,205 |
| | | | -31 |
| | | | 260 |
| | | | 259 |
| | | | 197 |
| | | | 131 |
| | | | 357 |
| | | | 326 |
| | | | 273 |

Form 990PF Part IV - Capital Gains and Losses for Tax on Investment Income - Columns a - d

| (a) List and describe the kind(s) of property sold (e g , real estate, 2-story brick warehouse, or common stock, 200 shs MLC Co) | (b) How acquired P—Purchase D—Donation | (c) Date acquired (mo , day, yr) | (d) Date sold (mo , day, yr) |
|---|--|--------------------------------------|----------------------------------|
| 5 QUALCOMM INC | | 2001-06-07 | 2014-05-21 |
| 104 515 LAUDUS INTERNATIONAL MARKETMASTERS | | 2012-08-01 | 2014-05-21 |
| 6 WALGREEN COMPANY COMMON STOCK | | 2013-01-15 | 2014-05-21 |
| 661 522 INV BALANCE RISK COMM STR Y | | 2013-06-19 | 2014-06-03 |
| 3 APPLE COMPUTER INC | | 2013-05-13 | 2014-06-03 |
| 75 BANK OF AMERICA CORP | | 2012-10-23 | 2014-06-03 |
| 25 COACH INC | | 2009-12-04 | 2014-06-03 |
| 10 ECOLAB INC | | 2011-11-28 | 2014-06-03 |
| 444 05 NUVEEN INFLATION PRO SEC CL I | | 2011-08-16 | 2014-06-03 |
| 274 474 P I M C O FDS TOTAL RETURN FD | | 2012-09-25 | 2014-06-03 |

Form 990PF Part IV - Capital Gains and Losses for Tax on Investment Income - Columns e - h

| (e) Gross sales price | (f) Depreciation allowed (or allowable) | (g) Cost or other basis plus expense of sale | (h) Gain or (loss) (e) plus (f) minus (g) |
|-----------------------|--|---|--|
| 399 | | 154 | 245 |
| 2,522 | | 1,858 | 664 |
| 412 | | 235 | 177 |
| 5,980 | | 6,126 | -146 |
| 1,906 | | 1,371 | 535 |
| 1,132 | | 703 | 429 |
| 1,007 | | 914 | 93 |
| 1,090 | | 294 | 796 |
| 4,978 | | 4,673 | 305 |
| 2,992 | | 3,175 | -183 |

Form 990PF Part IV - Capital Gains and Losses for Tax on Investment Income - Columns i - l

| Complete only for assets showing gain in column (h) and owned by the foundation on 12/31/69 | | | (l) Gains (Col (h) gain minus col (k), but not less than -0-) or Losses (from col (h)) |
|---|--------------------------------------|---|---|
| (i) F M V as of 12/31/69 | (j) Adjusted basis as of 12/31/69 | (k) Excess of col (i) over col (j), if any | |
| | | | 245 |
| | | | 664 |
| | | | 177 |
| | | | -146 |
| | | | 535 |
| | | | 429 |
| | | | 93 |
| | | | 796 |
| | | | 305 |
| | | | -183 |

Form 990PF Part IV - Capital Gains and Losses for Tax on Investment Income - Columns a - d

| (a) List and describe the kind(s) of property sold (e g , real estate, 2-story brick warehouse, or common stock, 200 shs MLC Co) | (b) How acquired P—Purchase D—Donation | (c) Date acquired (mo , day, yr) | (d) Date sold (mo , day, yr) |
|---|--|--------------------------------------|----------------------------------|
| 5 PRAXAIR INC | | 2011-03-16 | 2014-06-03 |
| 5 UNITED PARCEL SERVICE INC CL B | | 2001-09-19 | 2014-06-03 |
| 33 984 VANGUARD 500 INDEX FUND | | 2013-08-22 | 2014-06-03 |
| 10 CIGNA CORP | | 2013-04-15 | 2014-06-13 |
| 10 DISNEY WALT CO | | 2012-06-08 | 2014-06-13 |
| 25000 INTEL CORP 1 350% 12/15/17 | | 2013-01-04 | 2014-06-13 |
| 1304 631 TFS MARKET NEUTRAL FUND | | 2012-08-31 | 2014-06-13 |
| 65 COACH INC | | 2009-12-04 | 2014-06-19 |
| 63 COVIDIEN PLC | | 2012-09-28 | 2014-06-19 |
| 90 COVIDIEN PLC | | 2012-08-21 | 2014-06-26 |

Form 990PF Part IV - Capital Gains and Losses for Tax on Investment Income - Columns e - h

| (e) Gross sales price | (f) Depreciation allowed (or allowable) | (g) Cost or other basis plus expense of sale | (h) Gain or (loss) (e) plus (f) minus (g) |
|-----------------------|--|---|--|
| 667 | | 476 | 191 |
| 516 | | 245 | 271 |
| 4,998 | | 4,301 | 697 |
| 908 | | 661 | 247 |
| 828 | | 459 | 369 |
| 24,930 | | 25,002 | -72 |
| 19,909 | | 20,000 | -91 |
| 2,385 | | 2,376 | 9 |
| 5,772 | | 3,411 | 2,361 |
| 8,189 | | 4,625 | 3,564 |

Form 990PF Part IV - Capital Gains and Losses for Tax on Investment Income - Columns i - l

| Complete only for assets showing gain in column (h) and owned by the foundation on 12/31/69 | | | (l) Gains (Col (h) gain minus col (k), but not less than -0-) or Losses (from col (h)) |
|---|--------------------------------------|---|---|
| (i) F M V as of 12/31/69 | (j) Adjusted basis as of 12/31/69 | (k) Excess of col (i) over col (j), if any | |
| | | | 191 |
| | | | 271 |
| | | | 697 |
| | | | 247 |
| | | | 369 |
| | | | -72 |
| | | | -91 |
| | | | 9 |
| | | | 2,361 |
| | | | 3,564 |

Form 990PF Part IV - Capital Gains and Losses for Tax on Investment Income - Columns a - d

| (a) List and describe the kind(s) of property sold (e g , real estate, 2-story brick warehouse, or common stock, 200 shs MLC Co) | (b) How acquired P—Purchase D—Donation | (c) Date acquired (mo , day, yr) | (d) Date sold (mo , day, yr) |
|---|--|--------------------------------------|----------------------------------|
| 40 ALLERGAN INC | | 2012-05-30 | 2014-07-01 |
| 999 001 BLACKROCK EMERGING MKTS L S EQTY IS | | 2013-11-05 | 2014-07-01 |
| 227 894 P I M C O FDS TOTAL RETURN FD | | 2012-09-25 | 2014-07-01 |
| 101 256 LAUDUS INTERNATIONAL MARKETMASTERS | | 2012-08-01 | 2014-07-01 |
| 10 042 VANGUARD 500 INDEX FUND | | 2013-08-22 | 2014-07-01 |
| 25000 AT&T INC 0 875% 2/13/15 | | 2013-02-06 | 2014-07-15 |
| 724 638 BLACKROCK EMERGING MKTS L S EQTY IS | | 2013-10-01 | 2014-08-07 |
| 212 134 LAUDUS INTERNATIONAL MARKETMASTERS | | 2012-08-01 | 2014-08-07 |
| 10 STATE STR CORP | | 2002-11-20 | 2014-08-07 |
| 5 3M CO | | 2002-12-18 | 2014-08-07 |

Form 990PF Part IV - Capital Gains and Losses for Tax on Investment Income - Columns e - h

| (e) Gross sales price | (f) Depreciation allowed (or allowable) | (g) Cost or other basis plus expense of sale | (h) Gain or (loss) (e) plus (f) minus (g) |
|-----------------------|--|---|--|
| 6,778 | | 3,632 | 3,146 |
| 10,000 | | 10,750 | -750 |
| 2,495 | | 2,583 | -88 |
| 2,520 | | 1,788 | 732 |
| 1,510 | | 1,255 | 255 |
| 25,102 | | 25,132 | -30 |
| 7,471 | | 7,742 | -271 |
| 4,972 | | 3,699 | 1,273 |
| 699 | | 440 | 259 |
| 696 | | 302 | 394 |

Form 990PF Part IV - Capital Gains and Losses for Tax on Investment Income - Columns i - l

| Complete only for assets showing gain in column (h) and owned by the foundation on 12/31/69 | | | (l) Gains (Col (h) gain minus col (k), but not less than -0-) or Losses (from col (h)) |
|---|--------------------------------------|---|---|
| (i) F M V as of 12/31/69 | (j) Adjusted basis as of 12/31/69 | (k) Excess of col (i) over col (j), if any | |
| | | | 3,146 |
| | | | -750 |
| | | | -88 |
| | | | 732 |
| | | | 255 |
| | | | -30 |
| | | | -271 |
| | | | 1,273 |
| | | | 259 |
| | | | 394 |

Form 990PF Part IV - Capital Gains and Losses for Tax on Investment Income - Columns a - d

| (a) List and describe the kind(s) of property sold (e g , real estate, 2-story brick warehouse, or common stock, 200 shs MLC Co) | (b) How acquired P—Purchase D—Donation | (c) Date acquired (mo , day, yr) | (d) Date sold (mo , day, yr) |
|---|--|--------------------------------------|----------------------------------|
| 126 WALGREEN COMPANY COMMON STOCK | | 2013-01-15 | 2014-08-13 |
| 246 SOUTHWEST AIRLINES CO | | 2014-02-20 | 2014-08-21 |
| COUNTRYWIDE FINANCIAL CORPORATION | | | 2014-08-25 |
| 220 994 INV BALANCE RISK COMM STR Y | | 2013-10-01 | 2014-08-27 |
| 356 373 INV BALANCE RISK COMM STR Y | | 2013-06-19 | 2014-08-27 |
| 957 147 BLACKROCK EMERGING MKTS L S EQTY IS | | 2014-03-31 | 2014-08-27 |
| 236 261 BLACKROCK EMERGING MKTS L S EQTY IS | | 2013-08-22 | 2014-08-27 |
| 133 761 SCOUT INTERNATIONAL FUND | | 2013-08-22 | 2014-08-27 |
| 623 053 ABERDEEN FDS EMRGN | | 2013-06-04 | 2014-09-03 |
| 5 ANADARKO PETE CORP | | 2013-03-25 | 2014-09-03 |

Form 990PF Part IV - Capital Gains and Losses for Tax on Investment Income - Columns e - h

| (e) Gross sales price | (f) Depreciation allowed (or allowable) | (g) Cost or other basis plus expense of sale | (h) Gain or (loss) (e) plus (f) minus (g) |
|-----------------------|--|---|--|
| 7,886 | | 4,927 | 2,959 |
| 7,716 | | 5,279 | 2,437 |
| 41 | | | 41 |
| 1,909 | | 2,000 | -91 |
| 3,079 | | 3,250 | -171 |
| 10,040 | | 10,000 | 40 |
| 2,478 | | 2,508 | -30 |
| 5,015 | | 4,646 | 369 |
| 10,106 | | 9,397 | 709 |
| 558 | | 441 | 117 |

Form 990PF Part IV - Capital Gains and Losses for Tax on Investment Income - Columns i - l

| Complete only for assets showing gain in column (h) and owned by the foundation on 12/31/69 | | | (l) Gains (Col (h) gain minus col (k), but not less than -0-) or Losses (from col (h)) |
|---|--------------------------------------|---|---|
| (i) F M V as of 12/31/69 | (j) Adjusted basis as of 12/31/69 | (k) Excess of col (i) over col (j), if any | |
| | | | 2,959 |
| | | | 2,437 |
| | | | 41 |
| | | | -91 |
| | | | -171 |
| | | | 40 |
| | | | -30 |
| | | | 369 |
| | | | 709 |
| | | | 117 |

Form 990PF Part IV - Capital Gains and Losses for Tax on Investment Income - Columns a - d

| (a) List and describe the kind(s) of property sold (e g , real estate, 2-story brick warehouse, or common stock, 200 shs MLC Co) | (b) How acquired P—Purchase D—Donation | (c) Date acquired (mo , day, yr) | (d) Date sold (mo , day, yr) |
|---|--|--------------------------------------|----------------------------------|
| 10 APPLE COMPUTER INC | | 2013-05-13 | 2014-09-03 |
| 15 BAXTER INTL INC | | 2012-11-07 | 2014-09-03 |
| 50 CISCO SYS INC | | 2013-02-20 | 2014-09-03 |
| 18 CITIGROUP INC | | 2011-02-17 | 2014-09-03 |
| 25 COMCAST CORP CL A | | 2009-04-03 | 2014-09-03 |
| 12 DEVON ENERGY CORPORATIOIN | | 2013-04-15 | 2014-09-03 |
| 15 DISNEY WALT CO | | 2012-06-08 | 2014-09-03 |
| 5 DOVER CORP | | 2013-08-29 | 2014-09-03 |
| 20 E M C CORP MASS | | 2013-07-25 | 2014-09-03 |
| 5 ECOLAB INC | | 2002-06-11 | 2014-09-03 |

Form 990PF Part IV - Capital Gains and Losses for Tax on Investment Income - Columns e - h

| (e) Gross sales price | (f) Depreciation allowed (or allowable) | (g) Cost or other basis plus expense of sale | (h) Gain or (loss) (e) plus (f) minus (g) |
|-----------------------|--|---|--|
| 998 | | 653 | 345 |
| 1,112 | | 986 | 126 |
| 1,246 | | 1,065 | 181 |
| 938 | | 898 | 40 |
| 1,370 | | 360 | 1,010 |
| 897 | | 644 | 253 |
| 1,365 | | 689 | 676 |
| 441 | | 360 | 81 |
| 590 | | 533 | 57 |
| 574 | | 115 | 459 |

Form 990PF Part IV - Capital Gains and Losses for Tax on Investment Income - Columns i - l

| Complete only for assets showing gain in column (h) and owned by the foundation on 12/31/69 | | | (l) Gains (Col (h) gain minus col (k), but not less than -0-) or Losses (from col (h)) |
|---|--------------------------------------|---|---|
| (i) F M V as of 12/31/69 | (j) Adjusted basis as of 12/31/69 | (k) Excess of col (i) over col (j), if any | |
| | | | 345 |
| | | | 126 |
| | | | 181 |
| | | | 40 |
| | | | 1,010 |
| | | | 253 |
| | | | 676 |
| | | | 81 |
| | | | 57 |
| | | | 459 |

Form 990PF Part IV - Capital Gains and Losses for Tax on Investment Income - Columns a - d

| (a) List and describe the kind(s) of property sold (e g , real estate, 2-story brick warehouse, or common stock, 200 shs MLC Co) | (b) How acquired P—Purchase D—Donation | (c) Date acquired (mo , day, yr) | (d) Date sold (mo , day, yr) |
|---|--|--------------------------------------|----------------------------------|
| 30 EDISON INTL | | 2012-09-28 | 2014-09-03 |
| 10 EXXON MOBIL CORP | | 1994-06-16 | 2014-09-03 |
| 10 GILEAD SCIENCES INC | | 2011-03-16 | 2014-09-03 |
| 75 HEWLETT PACKARD CO | | 2014-03-06 | 2014-09-03 |
| 10 JOHNSON & JOHNSON | | 2002-07-25 | 2014-09-03 |
| 17 JOHNSON CTLS INC | | 2013-05-02 | 2014-09-03 |
| 10 MC DONALD'S CORP | | 2009-04-03 | 2014-09-03 |
| 8 MOHAWK INDS INC | | 2013-07-25 | 2014-09-03 |
| 10 NIKE INC | | 2011-09-19 | 2014-09-03 |
| 15 P N C FINANCIAL SERVICES GROUP INC | | 2013-06-24 | 2014-09-03 |

Form 990PF Part IV - Capital Gains and Losses for Tax on Investment Income - Columns e - h

| (e) Gross sales price | (f) Depreciation allowed (or allowable) | (g) Cost or other basis plus expense of sale | (h) Gain or (loss) (e) plus (f) minus (g) |
|-----------------------|--|---|--|
| 1,766 | | 1,373 | 393 |
| 993 | | 146 | 847 |
| 1,085 | | 199 | 886 |
| 2,859 | | 2,251 | 608 |
| 1,038 | | 486 | 552 |
| 826 | | 586 | 240 |
| 932 | | 558 | 374 |
| 1,175 | | 912 | 263 |
| 788 | | 448 | 340 |
| 1,277 | | 1,054 | 223 |

Form 990PF Part IV - Capital Gains and Losses for Tax on Investment Income - Columns i - l

| Complete only for assets showing gain in column (h) and owned by the foundation on 12/31/69 | | | (l) Gains (Col (h) gain minus col (k), but not less than -0-) or Losses (from col (h)) |
|---|--------------------------------------|---|---|
| (i) F M V as of 12/31/69 | (j) Adjusted basis as of 12/31/69 | (k) Excess of col (i) over col (j), if any | |
| | | | 393 |
| | | | 847 |
| | | | 886 |
| | | | 608 |
| | | | 552 |
| | | | 240 |
| | | | 374 |
| | | | 263 |
| | | | 340 |
| | | | 223 |

Form 990PF Part IV - Capital Gains and Losses for Tax on Investment Income - Columns a - d

| (a) List and describe the kind(s) of property sold (e g , real estate, 2-story brick warehouse, or common stock, 200 shs MLC Co) | (b) How acquired P—Purchase D—Donation | (c) Date acquired (mo , day, yr) | (d) Date sold (mo , day, yr) |
|---|--|--------------------------------------|----------------------------------|
| 5 PRAXAIR INC | | 2011-03-16 | 2014-09-03 |
| 20 PROCTER & GAMBLE CO | | 2002-03-19 | 2014-09-03 |
| 15 QUALCOMM INC | | 2003-02-19 | 2014-09-03 |
| 149 656 T ROWE PRICE MID CAP VALUE FD INC | | 2013-03-25 | 2014-09-03 |
| 15 SCHLUMBERGER LTD | | 2010-12-27 | 2014-09-03 |
| 620 861 LAUDUS INTERNATIONAL MARKETMASTERS | | 2011-08-18 | 2014-09-03 |
| 402 793 SCOUT INTERNATIONAL FUND | | 2013-08-22 | 2014-09-03 |
| 44 SOUTHWEST AIRLINES CO | | 2014-02-20 | 2014-09-03 |
| 10 STARBUCKS CORP | | 2011-03-16 | 2014-09-03 |
| 15 STATE STR CORP | | 2009-11-04 | 2014-09-03 |

Form 990PF Part IV - Capital Gains and Losses for Tax on Investment Income - Columns e - h

| (e) Gross sales price | (f) Depreciation allowed (or allowable) | (g) Cost or other basis plus expense of sale | (h) Gain or (loss) (e) plus (f) minus (g) |
|-----------------------|--|---|--|
| 660 | | 476 | 184 |
| 1,660 | | 887 | 773 |
| 1,126 | | 450 | 676 |
| 4,991 | | 3,951 | 1,040 |
| 1,646 | | 1,229 | 417 |
| 15,099 | | 10,642 | 4,457 |
| 15,165 | | 13,202 | 1,963 |
| 1,435 | | 944 | 491 |
| 777 | | 351 | 426 |
| 1,092 | | 651 | 441 |

Form 990PF Part IV - Capital Gains and Losses for Tax on Investment Income - Columns i - l

| Complete only for assets showing gain in column (h) and owned by the foundation on 12/31/69 | | | (l) Gains (Col (h) gain minus col (k), but not less than -0-) or Losses (from col (h)) |
|---|--------------------------------------|---|---|
| (i) F M V as of 12/31/69 | (j) Adjusted basis as of 12/31/69 | (k) Excess of col (i) over col (j), if any | |
| | | | 184 |
| | | | 773 |
| | | | 676 |
| | | | 1,040 |
| | | | 417 |
| | | | 4,457 |
| | | | 1,963 |
| | | | 491 |
| | | | 426 |
| | | | 441 |

Form 990PF Part IV - Capital Gains and Losses for Tax on Investment Income - Columns a - d

| (a) List and describe the kind(s) of property sold (e g , real estate, 2-story brick warehouse, or common stock, 200 shs MLC Co) | (b) How acquired P—Purchase D—Donation | (c) Date acquired (mo , day, yr) | (d) Date sold (mo , day, yr) |
|---|--|--------------------------------------|----------------------------------|
| 5 3M CO | | 2002-12-18 | 2014-09-03 |
| 10 UNITED TECHNOLOGIES CORP | | 2004-01-05 | 2014-09-03 |
| 39 185 VANGUARD 500 INDEX FUND | | 2013-07-01 | 2014-09-03 |
| 20 VERIZON COMMUNICATIONS | | 2009-05-14 | 2014-09-03 |
| 10 WALGREEN COMPANY COMMON STOCK | | 2013-01-11 | 2014-09-03 |
| 7 COVIDIEN PLC | | 2012-07-06 | 2014-09-03 |
| 10 ACE LTD | | 2012-11-01 | 2014-09-03 |
| 50 GILEAD SCIENCES INC | | 2011-03-16 | 2014-09-10 |
| 306 373 INV BALANCE RISK COMM STR Y | | 2013-06-21 | 2014-09-24 |
| 68 719 SCOUT INTERNATIONAL FUND | | 2013-09-05 | 2014-09-24 |

Form 990PF Part IV - Capital Gains and Losses for Tax on Investment Income - Columns e - h

| (e) Gross sales price | (f) Depreciation allowed (or allowable) | (g) Cost or other basis plus expense of sale | (h) Gain or (loss) (e) plus (f) minus (g) |
|-----------------------|--|---|--|
| 721 | | 302 | 419 |
| 1,097 | | 474 | 623 |
| 5,996 | | 4,819 | 1,177 |
| 997 | | 564 | 433 |
| 603 | | 390 | 213 |
| 617 | | 340 | 277 |
| 1,070 | | 787 | 283 |
| 5,366 | | 997 | 4,369 |
| 2,506 | | 2,715 | -209 |
| 2,505 | | 2,356 | 149 |

Form 990PF Part IV - Capital Gains and Losses for Tax on Investment Income - Columns i - l

| Complete only for assets showing gain in column (h) and owned by the foundation on 12/31/69 | | | (l) Gains (Col (h) gain minus col (k), but not less than -0-) or Losses (from col (h)) |
|---|--------------------------------------|---|---|
| (i) F M V as of 12/31/69 | (j) Adjusted basis as of 12/31/69 | (k) Excess of col (i) over col (j), if any | |
| | | | 419 |
| | | | 623 |
| | | | 1,177 |
| | | | 433 |
| | | | 213 |
| | | | 277 |
| | | | 283 |
| | | | 4,369 |
| | | | -209 |
| | | | 149 |

Form 990PF Part IV - Capital Gains and Losses for Tax on Investment Income - Columns a - d

| (a) List and describe the kind(s) of property sold (e g , real estate, 2-story brick warehouse, or common stock, 200 shs MLC Co) | (b) How acquired P—Purchase D—Donation | (c) Date acquired (mo , day, yr) | (d) Date sold (mo , day, yr) |
|---|--|--------------------------------------|----------------------------------|
| 243 E M C CORP MASS | | 2013-07-25 | 2014-09-25 |
| 663 169 INV BALANCE RISK COMM STR Y | | 2013-06-21 | 2014-10-02 |
| DELL INC | | | 2014-10-07 |
| 458 295 P I M C O FDS TOTAL RETURN FD | | 2011-08-18 | 2014-10-07 |
| 10 CIGNA CORP | | 2013-04-15 | 2014-10-08 |
| 20 CITIGROUP INC | | 2011-02-17 | 2014-10-08 |
| 10 DEVON ENERGY CORPORATIOIN | | 2013-04-15 | 2014-10-08 |
| 50 GENERAL ELEC CO | | 2009-04-03 | 2014-10-08 |
| 10 MASTERCARD INC | | 2011-12-07 | 2014-10-08 |
| 10 NIKE INC | | 2011-09-19 | 2014-10-08 |

Form 990PF Part IV - Capital Gains and Losses for Tax on Investment Income - Columns e - h

| (e) Gross sales price | (f) Depreciation allowed (or allowable) | (g) Cost or other basis plus expense of sale | (h) Gain or (loss) (e) plus (f) minus (g) |
|-----------------------|--|---|--|
| 7,013 | | 6,275 | 738 |
| 5,325 | | 5,783 | -458 |
| 36 | | | 36 |
| 5,009 | | 5,063 | -54 |
| 895 | | 661 | 234 |
| 1,028 | | 998 | 30 |
| 629 | | 537 | 92 |
| 1,244 | | 543 | 701 |
| 730 | | 371 | 359 |
| 883 | | 448 | 435 |

Form 990PF Part IV - Capital Gains and Losses for Tax on Investment Income - Columns i - l

| Complete only for assets showing gain in column (h) and owned by the foundation on 12/31/69 | | | (l) Gains (Col (h) gain minus col (k), but not less than -0-) or Losses (from col (h)) |
|---|--------------------------------------|---|---|
| (i) F M V as of 12/31/69 | (j) Adjusted basis as of 12/31/69 | (k) Excess of col (i) over col (j), if any | |
| | | | 738 |
| | | | -458 |
| | | | 36 |
| | | | -54 |
| | | | 234 |
| | | | 30 |
| | | | 92 |
| | | | 701 |
| | | | 359 |
| | | | 435 |

Form 990PF Part IV - Capital Gains and Losses for Tax on Investment Income - Columns a - d

| (a) List and describe the kind(s) of property sold (e g , real estate, 2-story brick warehouse, or common stock, 200 shs MLC Co) | (b) How acquired P—Purchase D—Donation | (c) Date acquired (mo , day, yr) | (d) Date sold (mo , day, yr) |
|---|--|--------------------------------------|----------------------------------|
| 25 ORACLE CORPORATION | | 2006-12-05 | 2014-10-08 |
| 10 SCHLUMBERGER LTD | | 2010-12-27 | 2014-10-08 |
| 10 STARBUCKS CORP | | 2011-03-16 | 2014-10-08 |
| 20 WELLS FARGO & CO NEW | | 2005-07-13 | 2014-10-08 |
| 1166 183 P I M C O FDS TOTAL RETURN FD | | 2011-12-07 | 2014-10-15 |
| 50000 BARCLAYS BANK DE C D 3 250% 10/28/14 | | 2009-10-20 | 2014-10-28 |
| 40000 F H L M C M T N 5 000% 11/13/14 | | 2004-11-19 | 2014-11-13 |
| AMERICAN INTL GROUP INC | | | 2014-11-26 |
| 67 CALIFORNIA RESOURCES CORP | | 2013-06-20 | 2014-12-10 |
| 69 348 SCOUT INTERNATIONAL FUND | | 2013-09-24 | 2014-12-10 |

Form 990PF Part IV - Capital Gains and Losses for Tax on Investment Income - Columns e - h

| (e) Gross sales price | (f) Depreciation allowed (or allowable) | (g) Cost or other basis plus expense of sale | (h) Gain or (loss) (e) plus (f) minus (g) |
|-----------------------|--|---|--|
| 964 | | 472 | 492 |
| 971 | | 819 | 152 |
| 742 | | 351 | 391 |
| 1,025 | | 620 | 405 |
| 12,781 | | 12,781 | |
| 50,000 | | 50,000 | |
| 40,000 | | 39,781 | 219 |
| 41 | | | 41 |
| 386 | | 530 | -144 |
| 2,458 | | 2,508 | -50 |

Form 990PF Part IV - Capital Gains and Losses for Tax on Investment Income - Columns i - l

| Complete only for assets showing gain in column (h) and owned by the foundation on 12/31/69 | | | (l) Gains (Col (h) gain minus col (k), but not less than -0-) or Losses (from col (h)) |
|---|--------------------------------------|---|---|
| (i) F M V as of 12/31/69 | (j) Adjusted basis as of 12/31/69 | (k) Excess of col (i) over col (j), if any | |
| | | | 492 |
| | | | 152 |
| | | | 391 |
| | | | 405 |
| | | | |
| | | | |
| | | | 219 |
| | | | 41 |
| | | | -144 |
| | | | -50 |

Form 990PF Part IV - Capital Gains and Losses for Tax on Investment Income - Columns a - d

| | | | |
|---|--|--------------------------------------|----------------------------------|
| (a) List and describe the kind(s) of property sold (e g , real estate, 2-story brick warehouse, or common stock, 200 shs MLC Co) | (b) How acquired P—Purchase D—Donation | (c) Date acquired (mo , day, yr) | (d) Date sold (mo , day, yr) |
| 2 CALIFORNIA RESOURCES CORP | | 2011-06-08 | 2014-12-23 |
| CAPITAL GAIN DIVIDENDS | P | | |


Form 990PF Part IV - Capital Gains and Losses for Tax on Investment Income - Columns e - h

| | | | |
|-----------------------|--|---|--|
| (e) Gross sales price | (f) Depreciation allowed (or allowable) | (g) Cost or other basis plus expense of sale | (h) Gain or (loss) (e) plus (f) minus (g) |
| 1 | | 2 | -1 |
| | | | 22,485 |

Form 990PF Part IV - Capital Gains and Losses for Tax on Investment Income - Columns i - l

| | | | |
|---|--------------------------------------|---|---|
| Complete only for assets showing gain in column (h) and owned by the foundation on 12/31/69 | | | (l) Gains (Col (h) gain minus col (k), but not less than -0-) or Losses (from col (h)) |
| (i) F M V as of 12/31/69 | (j) Adjusted basis as of 12/31/69 | (k) Excess of col (i) over col (j), if any | |
| | | | -1 |
| | | | |

Form 990PF Part XV Line 3 - Grants and Contributions Paid During the Year or Approved for Future Payment

| Recipient | If recipient is an individual, show any relationship to any foundation manager or substantial contributor | Foundation status of recipient | Purpose of grant or contribution | Amount |
|--|---|--------------------------------|---|--------|
| Name and address (home or business) | | | | |
| a <i>Paid during the year</i> | | | | |
| INT'L PEACE SCHOLARSHIP OF PEO SISTERHOOD 3700 GRAND AVENUE DES MOINES,IA 50312 | NONE | PRIVATE | SCHOLARSHIP OF SISTERHOOD | 7,859 |
| ROCKY MOUNTAIN COLLEGE 1511 POLY DRIVE BILLINGS,MT 59102 | NONE | SCHOOL | GENERAL SUPPORT | 7,859 |
| ST LUKES EPISCOPAL CHURCH 119 NORTH 33RD STREET BILLINGS,MT 59101 | NONE | CHURCH | GENERAL SUPPORT | 24,560 |
| HERITAGE ACRES NURSING HOME 200 NORTH MITCHELL HARDIN,MT 59034 | NONE | PRIVATE | GENERAL SUPPORT | 24,560 |
| BIG HORN CNTY MEMORIAL HOSP ATTN JONI KUNKEL 17 NORTH MILES AVE HARDIN,MT 59034 | NONE | PUBLIC | GENERAL SUPPORT | 24,560 |
| YELLOWSTONE BOYS & GIRLS RANCH FDN 2050 OVERLAND AVE BILLINGS,MT 59102 | NONE | PUBLIC | GENERAL SUPPORT | 8,842 |
| Total | | |  3a | 98,240 |

TY 2014 Accounting Fees Schedule

Name: GLADYS E KNOWLES CHARITABLE TRUST 50315420

EIN: 81-0423029

| Category | Amount | Net Investment Income | Adjusted Net Income | Disbursements for Charitable Purposes |
|-----------------------------------|--------|--------------------------|------------------------|---|
| TAX PREPARATION FEE (NON-ALLOC | 2,000 | | | 2,000 |

TY 2014 Investments Corporate Bonds Schedule

Name: GLADYS E KNOWLES CHARITABLE TRUST 50315420

EIN: 81-0423029

| Name of Bond | End of Year Book Value | End of Year Fair Market Value |
|-------------------------------|------------------------|-------------------------------|
| BAXTER INTERNATIONAL 4.000 | | |
| BARCLAYS BANK 3.250 | | |
| BOEING CO 3.750% 11/20/16 | 19,969 | 21,050 |
| NUVEEN HIGH INCOME BOND | 63,260 | 61,911 |
| NUVEEN INFLATION PRO SEC | 43,652 | 49,881 |
| AT&T INC 2.400% 8/15/16 | 25,200 | 25,506 |
| PIMCO TOTAL RETURN FUND INST | | |
| WELLS FARGO CO 2.625 12/15/16 | 25,673 | 25,686 |
| OPPENHEIMER SR FLOAT RATE | 52,000 | 50,865 |
| PRINCIPAL PREFERRED SEC INS | 17,784 | 17,536 |
| AT&T INC .875 2/13/15 | | |
| PEPSICO INC .7 8/13/15 | 25,075 | 25,047 |
| INTEL CORP 1.35 12/15/17 | | |
| OCCIDENTAL PETROLEUM 1.5 | 25,250 | 24,733 |
| BAIRD AGGREGATE BD FD | 56,500 | 56,861 |
| DRIEHAUS ACTIVE INC FD | 15,000 | 14,550 |
| GOLDMAN SACH COMM STRAT | 30,750 | 21,623 |
| INV BALANCE RISK COMMON STR | | |
| ISHARES S P U S PERFERRED STK | | |
| LOOMIS SAYLES STRATEGIC ALPHA | 53,500 | 51,870 |

| Name of Bond | End of Year Book Value | End of Year Fair Market Value |
|--------------------------------|------------------------|-------------------------------|
| CATEPILLAR FINL MTN 2.100% | 25,026 | 25,073 |
| DISCOVER BANK C D 1.35 9/11/17 | 25,000 | 24,773 |
| FEDERATED INST HI YLD BD FD | 47,500 | 45,525 |
| GE CAPITAL BANK C D 1.850% | 25,000 | 24,656 |
| NUVEEN PREFERRED SECURITIES FD | 3,500 | 3,476 |
| T ROWE PRICE INTL BOND FUND | 37,500 | 34,290 |
| TCW EMERGING MARKETS INCOME FD | 23,000 | 21,524 |

**TY 2014 Investments Corporate
Stock Schedule**

Name: GLADYS E KNOWLES CHARITABLE TRUST 50315420
EIN: 81-0423029

| Name of Stock | End of Year Book Value | End of Year Fair Market Value |
|----------------------------|------------------------|-------------------------------|
| APPLE INC | 5,772 | 54,528 |
| BANK OF AMERICA | 5,320 | 10,287 |
| COMCAST CORP | 1,981 | 8,121 |
| ECOLAB | 4,261 | 19,336 |
| EXXON MOBIL | 4,386 | 27,735 |
| GENERAL ELEC CO | 4,891 | 23,122 |
| GOOGLE INC CL A & C | 9,300 | 25,369 |
| INTEL CORP | 2,038 | 12,702 |
| J P MORGAN CHASE CO | 15,813 | 25,345 |
| JOHNSON & JOHNSON | 7,317 | 16,208 |
| MICROSOFT CORP | 917 | 14,864 |
| ORACLE CORPORATION | 6,713 | 17,313 |
| PEPSICO INC | 6,783 | 13,238 |
| PFIZER INC | 16,389 | 20,248 |
| PRAXAIR INC | 9,140 | 23,969 |
| PROCTER & GAMBLE | 9,090 | 18,673 |
| QUALCOMM | 4,928 | 23,414 |
| STATE STR CORP | 10,975 | 20,803 |
| TARGET CORP | 14,780 | 27,935 |
| UNITED PARCEL SERVICE CL B | 2,355 | 5,336 |
| UNITED TECHNOLOGIES | 11,415 | 28,175 |
| VERIZON COMMUNICATIONS | 9,277 | 15,437 |
| WAL MART STORES | 4,743 | 8,588 |
| WELLS FARGO & CO | 13,842 | 30,151 |
| 3M CO | 4,838 | 13,146 |
| SCHLUMBERGER LTD | 8,540 | 17,082 |
| NUVEEN REAL ESTATE | 35,406 | 72,718 |
| ISHARES MSCI EMERGING MKTS | 26,572 | 31,707 |
| COACH INC | | |
| GOLDMAN SACHS | 4,316 | 5,427 |

| Name of Stock | End of Year Book Value | End of Year Fair Market Value |
|--------------------------------|------------------------|-------------------------------|
| MASTERCARD INC | 7,114 | 23,263 |
| MCDONALDS CORP | 8,645 | 14,524 |
| ISHARES S&P PREF STK | 19,766 | 21,692 |
| CHEVRON CORPORATION | | |
| DISNEY WALT CO | 9,053 | 26,844 |
| STARBUCKS | 9,161 | 22,564 |
| BAXTER INTL INC | 10,434 | 13,925 |
| CAPITAL ONE FINANCIAL CORP | 4,656 | 9,658 |
| CITIGRUOP INC | 11,890 | 15,151 |
| COCA COLA COMPANY | 5,889 | 7,431 |
| EMC CORPORATION | | |
| GILEAD SCIENCES INC | 3,790 | 18,004 |
| INTERNATIONAL BUSINESS MACHINE | | |
| NIKE INC | 10,265 | 22,499 |
| OCCIDENTAL PETROLEUM CORP | 14,718 | 13,542 |
| PGE CORP | 4,206 | 5,324 |
| PNC FINANCIAL SERVICE GRP INC | 12,368 | 18,702 |
| PRUDENTIAL FINANCIAL INC | 4,306 | 7,689 |
| WALGREEN CO | 4,451 | 8,687 |
| LAUDUS INTL MARKETMASTERS FD | 32,800 | 42,407 |
| NUVEEN MID CAP GRWTH OPP FD | 24,970 | 26,259 |
| ALLERGAN INC | 3,536 | 8,291 |
| ANADARKO PETROLEUM CORP | 13,163 | 15,345 |
| ATT INC | 9,907 | 9,640 |
| DOVER CORP | 14,911 | 20,799 |
| EDISON INTL | 9,456 | 13,751 |
| EMERSON ELEC CO | 18,146 | 21,420 |
| MONDELEZ INTERNATIONAL | | |
| ACCENTURE PLC | 12,889 | 19,202 |
| ACE LTD | 8,687 | 12,752 |

| Name of Stock | End of Year Book Value | End of Year Fair Market Value |
|--------------------------------|------------------------|-------------------------------|
| COVIDIEN PLC | 5,514 | 11,762 |
| ABERDEEN EMRGN MKT | 59,103 | 56,893 |
| AMERICAN EUROPACIFIC GRTH | 27,799 | 31,728 |
| PRINCIPAL GI R E SEC | | |
| SCOUT INTERNATIONAL FD | 52,288 | 53,143 |
| TFS MARKET NEUTRAL FD | | |
| ABBVIE INC | 11,036 | 21,072 |
| CIGNA CORP | 12,921 | 20,170 |
| CISCO SYS INC | 9,852 | 13,184 |
| CONAGRA FOODS INC | 7,471 | 7,982 |
| DEVON ENERGY CORP | 6,331 | 7,223 |
| JOHNSON CONTROLS INC | 4,829 | 6,768 |
| MOHAWK INDS INC | 8,896 | 12,273 |
| MORGAN STANLEY | 6,820 | 12,183 |
| BLACKROCK EMERGING MKTS LS EQT | | |
| CAUSEWAY EMERGING MKT INSTL | 33,200 | 32,457 |
| E I I INTL PPTY I | | |
| NUVEEN SYMPHONY MID CAP CORE I | 15,982 | 30,218 |
| ROBECO BOSTON PARTNERS L S RSR | 36,000 | 37,866 |
| T ROWE PRICE INTL GR&INC FD | 98,000 | 95,365 |
| T ROWE PRICE MID CAP VALUE | 33,549 | 37,131 |
| VANGUARD 500 IDX FD | 2,626 | 3,264 |
| CAMBIAR INTL EQUITY FUND INS | 27,500 | 25,678 |
| HEWLETT PACKARD CO | 9,933 | 13,283 |
| INVESCO LTD | 12,115 | 13,318 |
| LOWES CO INC | 15,089 | 21,741 |
| LS OPPORTUNITY | 28,500 | 28,382 |
| MARATHON OIL CORP | 19,982 | 15,418 |
| SOUTHWEST AIRLINES CO | 4,292 | 8,464 |
| SPDR GOLD SHARES ETF | 2,362 | 2,272 |

| Name of Stock | End of Year Book Value | End of Year Fair Market Value |
|--------------------------------|------------------------|-------------------------------|
| STRYKER CORP | 12,915 | 14,810 |
| T ROWE PRICE MID CAP GROWTH FD | 5,000 | 4,747 |
| XILINX INC | 14,869 | 15,325 |

TY 2014 Investments Government Obligations Schedule

Name: GLADYS E KNOWLES CHARITABLE TRUST 50315420

EIN: 81-0423029

**US Government Securities - End of
Year Book Value:**

**US Government Securities - End of
Year Fair Market Value:**

**State & Local Government
Securities - End of Year Book
Value:**

**State & Local Government
Securities - End of Year Fair
Market Value:**

TY 2014 Other Increases Schedule

Name: GLADYS E KNOWLES CHARITABLE TRUST 50315420

EIN: 81-0423029

| Description | Amount |
|------------------------------|--------|
| RETURN OF CAPITAL ADJUSTMENT | 53 |
| COST ADJUSTMENT | 41 |

TY 2014 Taxes Schedule**Name:** GLADYS E KNOWLES CHARITABLE TRUST 50315420**EIN:** 81-0423029

| Category | Amount | Net Investment Income | Adjusted Net Income | Disbursements for Charitable Purposes |
|--------------------------------|--------|--------------------------|------------------------|---|
| FEDERAL TAX PAYMENT - PRIOR YE | 1,131 | 0 | | 0 |
| FEDERAL ESTIMATES - PRINCIPAL | 2,780 | 0 | | 0 |
| FOREIGN TAXES ON QUALIFIED FOR | 829 | 829 | | 0 |
| FOREIGN TAXES ON NONQUALIFIED | 50 | 50 | | 0 |