



See a Social Security Number? Say Something!
Report Privacy Problems to <https://public.resource.org/privacy>
Or call the IRS Identity Theft Hotline at 1-800-908-4490



Form 990-PF

Department of the Treasury
Internal Revenue Service

Return of Private Foundation

or Section 4947(a)(1) Trust Treated as Private Foundation

Do not enter social security numbers on this form as it may be made public.

Information about Form 990-PF and its instructions is at www.irs.gov/form990pf.

OMB No 1545-0052

2014

Open to Public Inspection

For calendar year 2014, or tax year beginning 01-01-2014 , and ending 12-31-2014

Name of foundation LB Danford Charitable Trust Wells Fargo Wealth Managment		A Employer identification number 74-6514370	
Number and street (or P O box number if mail is not delivered to street address) 1 West 4th Street Mac D 4000-041		B Telephone number (see instructions) (704) 590-2828	
City or town, state or province, country, and ZIP or foreign postal code WinstonSalem, NC 27101		C If exemption application is pending, check here <input type="checkbox"/>	
G Check all that apply <input type="checkbox"/> Initial return <input type="checkbox"/> Final return <input checked="" type="checkbox"/> Address change <input type="checkbox"/> Initial return of a former public charity <input type="checkbox"/> Amended return <input type="checkbox"/> Name change		D 1. Foreign organizations, check here <input type="checkbox"/> 2. Foreign organizations meeting the 85% test, check here and attach computation <input type="checkbox"/>	
H Check type of organization <input checked="" type="checkbox"/> Section 501(c)(3) exempt private foundation <input type="checkbox"/> Section 4947(a)(1) nonexempt charitable trust <input type="checkbox"/> Other taxable private foundation		E If private foundation status was terminated under section 507(b)(1)(A), check here <input type="checkbox"/>	
I Fair market value of all assets at end of year (from Part II, col. (c), line 16) \$ 730,388		F If the foundation is in a 60-month termination under section 507(b)(1)(B), check here <input type="checkbox"/>	
J Accounting method <input checked="" type="checkbox"/> Cash <input type="checkbox"/> Accrual <input type="checkbox"/> Other (specify) _____ (Part I, column (d) must be on cash basis.)			

Part I Analysis of Revenue and Expenses <small>(The total of amounts in columns (b), (c), and (d) may not necessarily equal the amounts in column (a) (see instructions))</small>		(a) Revenue and expenses per books	(b) Net investment income	(c) Adjusted net income	(d) Disbursements for charitable purposes (cash basis only)
Revenue	1 Contributions, gifts, grants, etc , received (attach schedule)				
	2 Check <input checked="" type="checkbox"/> if the foundation is not required to attach Sch B				
	3 Interest on savings and temporary cash investments				
	4 Dividends and interest from securities.	19,340	19,340		
	5a Gross rents				
	b Net rental income or (loss) _____				
	6a Net gain or (loss) from sale of assets not on line 10	23,840			
	b Gross sales price for all assets on line 6a 275,793				
	7 Capital gain net income (from Part IV, line 2) . . .		23,840		
	8 Net short-term capital gain			492	
	9 Income modifications				
	10a Gross sales less returns and allowances				
	b Less Cost of goods sold				
	c Gross profit or (loss) (attach schedule)				
	11 Other income (attach schedule)				
	12 Total. Add lines 1 through 11	43,180	43,180	492	
Operating and Administrative Expenses	13 Compensation of officers, directors, trustees, etc	10,131	7,598		2,533
	14 Other employee salaries and wages				
	15 Pension plans, employee benefits				
	16a Legal fees (attach schedule)				
	b Accounting fees (attach schedule)	1,145			1,145
	c Other professional fees (attach schedule)				
	17 Interest				
	18 Taxes (attach schedule) (see instructions) . . .				
	19 Depreciation (attach schedule) and depletion . . .				
	20 Occupancy				
	21 Travel, conferences, and meetings				
	22 Printing and publications				
	23 Other expenses (attach schedule)	765	765		
	24 Total operating and administrative expenses. Add lines 13 through 23	12,041	8,363		3,678
	25 Contributions, gifts, grants paid	45,000			45,000
	26 Total expenses and disbursements. Add lines 24 and 25	57,041	8,363		48,678
	27 Subtract line 26 from line 12				
	a Excess of revenue over expenses and disbursements	-13,861			
	b Net investment income (if negative, enter -0-)		34,817		
	c Adjusted net income (if negative, enter -0-)			492	

Part II Balance Sheets		Attached schedules and amounts in the description column should be for end-of-year amounts only (See instructions)	Beginning of year	End of year	
			(a) Book Value	(b) Book Value	(c) Fair Market Value
Assets	1	Cash—non-interest-bearing			
	2	Savings and temporary cash investments	30,571	26,952	26,952
	3	Accounts receivable ▶ _____ Less allowance for doubtful accounts ▶ _____			
	4	Pledges receivable ▶ _____ Less allowance for doubtful accounts ▶ _____			
	5	Grants receivable			
	6	Receivables due from officers, directors, trustees, and other disqualified persons (attach schedule) (see instructions)			
	7	Other notes and loans receivable (attach schedule) ▶ _____ Less allowance for doubtful accounts ▶ _____			
	8	Inventories for sale or use			
	9	Prepaid expenses and deferred charges		439	439
	10a	Investments—U S and state government obligations (attach schedule)			
	b	Investments—corporate stock (attach schedule)			
	c	Investments—corporate bonds (attach schedule).			
	11	Investments—land, buildings, and equipment basis ▶ _____ Less accumulated depreciation (attach schedule) ▶ _____			
	12	Investments—mortgage loans			
	13	Investments—other (attach schedule)	624,068	611,961	699,876
	14	Land, buildings, and equipment basis ▶ _____ Less accumulated depreciation (attach schedule) ▶ _____			
15	Other assets (describe ▶ _____)	809	3,121	3,121	
16	Total assets (to be completed by all filers—see the instructions Also, see page 1, item I)	655,448	642,473	730,388	
Liabilities	17	Accounts payable and accrued expenses			
	18	Grants payable			
	19	Deferred revenue			
	20	Loans from officers, directors, trustees, and other disqualified persons			
	21	Mortgages and other notes payable (attach schedule)			
	22	Other liabilities (describe ▶ _____)	307		
	23	Total liabilities (add lines 17 through 22)	307	0	
Net Assets or Fund Balances	Foundations that follow SFAS 117, check here ▶ <input checked="" type="checkbox"/> and complete lines 24 through 26 and lines 30 and 31.				
	24	Unrestricted	655,141	642,473	
	25	Temporarily restricted			
	26	Permanently restricted			
	Foundations that do not follow SFAS 117, check here ▶ <input type="checkbox"/> and complete lines 27 through 31.				
	27	Capital stock, trust principal, or current funds			
	28	Paid-in or capital surplus, or land, bldg , and equipment fund			
	29	Retained earnings, accumulated income, endowment, or other funds			
	30	Total net assets or fund balances (see instructions)	655,141	642,473	
	31	Total liabilities and net assets/fund balances (see instructions) . . .	655,448	642,473	

Part III Analysis of Changes in Net Assets or Fund Balances		
1	Total net assets or fund balances at beginning of year—Part II, column (a), line 30 (must agree with end-of-year figure reported on prior year’s return)	1655,141
2	Enter amount from Part I, line 27a	2-13,861
3	Other increases not included in line 2 (itemize) ▶ _____	31,936
4	Add lines 1, 2, and 3	4643,216
5	Decreases not included in line 2 (itemize) ▶ _____	5743
6	Total net assets or fund balances at end of year (line 4 minus line 5)—Part II, column (b), line 30	6642,473

Part IV

Capital Gains and Losses for Tax on Investment Income

(a) List and describe the kind(s) of property sold (e g , real estate, 2-story brick warehouse, or common stock, 200 shs MLC Co)		(b) How acquired P—Purchase D—Donation	(c) Date acquired (mo , day, yr)	(d) Date sold (mo , day, yr)
1 a	WELLS FARGO STMT OF CAPITAL GAINS/LOSSES	P	2014-01-01	2014-12-31
b	WELLS FARGO STMT OF CAPITAL GAINS/LOSSES	P	2013-01-01	2014-12-31
c	Capital Gain Dividends			
d				
e				

(e) Gross sales price	(f) Depreciation allowed (or allowable)	(g) Cost or other basis plus expense of sale	(h) Gain or (loss) (e) plus (f) minus (g)
a 69,656		69,164	492
b 204,524		182,789	21,735
c			
d			1,613
e			

Complete only for assets showing gain in column (h) and owned by the foundation on 12/31/69

(i) F M V as of 12/31/69	(j) Adjusted basis as of 12/31/69	(k) Excess of col (i) over col (j), if any	(l) Gains (Col (h) gain minus col (k), but not less than -0-) or Losses (from col (h))
a			492
b			21,735
c			
d			
e			

2	Capital gain net income or (net capital loss)	{ If gain, also enter in Part I, line 7 If (loss), enter -0- in Part I, line 7 }	2	23,840
3	Net short-term capital gain or (loss) as defined in sections 1222(5) and (6) If gain, also enter in Part I, line 8, column (c) (see instructions) If (loss), enter -0- in Part I, line 8	}	3	492

Part V

Qualification Under Section 4940(e) for Reduced Tax on Net Investment Income

(For optional use by domestic private foundations subject to the section 4940(a) tax on net investment income)

If section 4940(d)(2) applies, leave this part blank

Was the foundation liable for the section 4942 tax on the distributable amount of any year in the base period? ☐ Yes ☒ No

If "Yes," the foundation does not qualify under section 4940(e) Do not complete this part

1 Enter the appropriate amount in each column for each year, see instructions before making any entries

(a) Base period years Calendar year (or tax year beginning in)	(b) Adjusted qualifying distributions	(c) Net value of noncharitable-use assets	(d) Distribution ratio (col (b) divided by col (c))
2013	37,000	745,164	0 04965
2012	39,757	733,251	0 05422
2011	35,000	743,439	0 04708
2010	38,550	750,073	0 05140
2009	34,873	698,649	0 04992

2	Total of line 1, column (d).	2	0 25226
3	Average distribution ratio for the 5-year base period—divide the total on line 2 by 5, or by the number of years the foundation has been in existence if less than 5 years	3	0 05045
4	Enter the net value of noncharitable-use assets for 2014 from Part X, line 5.	4	731,310
5	Multiply line 4 by line 3.	5	36,896
6	Enter 1% of net investment income (1% of Part I, line 27b).	6	348
7	Add lines 5 and 6.	7	37,244
8	Enter qualifying distributions from Part XII, line 4.	8	48,678

If line 8 is equal to or greater than line 7, check the box in Part VI, line 1b, and complete that part using a 1% tax rate See
the Part VI instructions

Part VI

Excise Tax Based on Investment Income (Section 4940(a), 4940(b), 4940(e), or 4948—see page 18 of the instructions)

1a	Exempt operating foundations described in section 4940(d)(2), check here <input type="checkbox"/> and enter "N/A" on line 1		
	Date of ruling or determination letter _____ (attach copy of letter if necessary—see instructions)		
b	Domestic foundations that meet the section 4940(e) requirements in Part V, check here <input checked="" type="checkbox"/> and enter 1% of Part I, line 27b	1	348
c	All other domestic foundations enter 2% of line 27b. Exempt foreign organizations enter 4% of Part I, line 12, col. (b)		
2	Tax under section 511 (domestic section 4947(a)(1) trusts and taxable foundations only. Others enter -0-)	2	
3	Add lines 1 and 2.	3	348
4	Subtitle A (income) tax (domestic section 4947(a)(1) trusts and taxable foundations only. Others enter -0-)	4	
5	Tax based on investment income. Subtract line 4 from line 3. If zero or less, enter -0-	5	348
6	Credits/Payments		
a	2014 estimated tax payments and 2013 overpayment credited to 2014	6a	750
b	Exempt foreign organizations—tax withheld at source	6b	
c	Tax paid with application for extension of time to file (Form 8868)	6c	
d	Backup withholding erroneously withheld	6d	
7	Total credits and payments. Add lines 6a through 6d.	7	750
8	Enter any penalty for underpayment of estimated tax. Check here <input type="checkbox"/> if Form 2220 is attached.	8	
9	Tax due. If the total of lines 5 and 8 is more than line 7, enter amount owed	9	
10	Overpayment. If line 7 is more than the total of lines 5 and 8, enter the amount overpaid	10	402
11	Enter the amount of line 10 to be Credited to 2015 estimated tax <input checked="" type="checkbox"/> 402 Refunded <input checked="" type="checkbox"/>	11	

Part VII-A

Statements Regarding Activities

1a	During the tax year, did the foundation attempt to influence any national, state, or local legislation or did it participate or intervene in any political campaign?	1a	Yes	No
b	Did it spend more than \$100 during the year (either directly or indirectly) for political purposes (see Instructions for definition)?	1b		No
	<i>If the answer is "Yes" to 1a or 1b, attach a detailed description of the activities and copies of any materials published or distributed by the foundation in connection with the activities.</i>			
c	Did the foundation file Form 1120-POL for this year?	1c		No
d	Enter the amount (if any) of tax on political expenditures (section 4955) imposed during the year: (1) On the foundation <input checked="" type="checkbox"/> \$ _____ (2) On foundation managers <input checked="" type="checkbox"/> \$ _____			
e	Enter the reimbursement (if any) paid by the foundation during the year for political expenditure tax imposed on foundation managers <input checked="" type="checkbox"/> \$ _____			
2	Has the foundation engaged in any activities that have not previously been reported to the IRS?	2		No
	<i>If "Yes," attach a detailed description of the activities.</i>			
3	Has the foundation made any changes, not previously reported to the IRS, in its governing instrument, articles of incorporation, or bylaws, or other similar instruments? <i>If "Yes," attach a conformed copy of the changes</i>	3		No
4a	Did the foundation have unrelated business gross income of \$1,000 or more during the year?	4a		No
b	If "Yes," has it filed a tax return on Form 990-T for this year?	4b		No
5	Was there a liquidation, termination, dissolution, or substantial contraction during the year?	5		No
	<i>If "Yes," attach the statement required by General Instruction T.</i>			
6	Are the requirements of section 508(e) (relating to sections 4941 through 4945) satisfied either: • By language in the governing instrument, or • By state legislation that effectively amends the governing instrument so that no mandatory directions that conflict with the state law remain in the governing instrument?	6	Yes	
7	Did the foundation have at least \$5,000 in assets at any time during the year? <i>If "Yes," complete Part II, col. (c), and Part XV.</i>	7	Yes	
8a	Enter the states to which the foundation reports or with which it is registered (see instructions): <input checked="" type="checkbox"/> TX _____			
b	If the answer is "Yes" to line 7, has the foundation furnished a copy of Form 990-PF to the Attorney General (or designate) of each state as required by General Instruction G? <i>If "No," attach explanation.</i>	8b	Yes	
9	Is the foundation claiming status as a private operating foundation within the meaning of section 4942(j)(3) or 4942(j)(5) for calendar year 2014 or the taxable year beginning in 2014 (see instructions for Part XIV)? <i>If "Yes," complete Part XIV</i>	9		No
10	Did any persons become substantial contributors during the tax year? <i>If "Yes," attach a schedule listing their names and addresses.</i>	10		No

Part VII-A

Statements Regarding Activities (continued)

11	At any time during the year, did the foundation, directly or indirectly, own a controlled entity within the meaning of section 512(b)(13)? If "Yes," attach schedule (see instructions).	11		No
12	Did the foundation make a distribution to a donor advised fund over which the foundation or a disqualified person had advisory privileges? If "Yes," attach statement (see instructions)	12		No
13	Did the foundation comply with the public inspection requirements for its annual returns and exemption application?	13	Yes	
Website address N/A				
14	The books are in care of Wells Fargo Bank Texas NA Telephone no (979) 776-3279 Located at 3000 BRIARCREST BRYAN TX ZIP+4 77802			
15	Section 4947(a)(1) nonexempt charitable trusts filing Form 990-PF in lieu of Form 1041 —Check here and enter the amount of tax-exempt interest received or accrued during the year.	15		
16	At any time during calendar year 2014, did the foundation have an interest in or a signature or other authority over a bank, securities, or other financial account in a foreign country?	16	Yes	No
See instructions for exceptions and filing requirements for FinCEN Form 114, Report of Foreign Bank and Financial Accounts (FBAR) If "Yes", enter the name of the foreign country				

Part VII-B

Statements Regarding Activities for Which Form 4720 May Be Required

File Form 4720 if any item is checked in the "Yes" column, unless an exception applies.			Yes	No
1a	During the year did the foundation (either directly or indirectly)			
	(1) Engage in the sale or exchange, or leasing of property with a disqualified person?		Yes	No
	(2) Borrow money from, lend money to, or otherwise extend credit to (or accept it from) a disqualified person?		Yes	No
	(3) Furnish goods, services, or facilities to (or accept them from) a disqualified person?		Yes	No
	(4) Pay compensation to, or pay or reimburse the expenses of, a disqualified person?		Yes	No
	(5) Transfer any income or assets to a disqualified person (or make any of either available for the benefit or use of a disqualified person)?		Yes	No
	(6) Agree to pay money or property to a government official? (Exception. Check "No" if the foundation agreed to make a grant to or to employ the official for a period after termination of government service, if terminating within 90 days)		Yes	No
b	If any answer is "Yes" to 1a(1)–(6), did any of the acts fail to qualify under the exceptions described in Regulations section 53.4941(d)-3 or in a current notice regarding disaster assistance (see instructions)? Organizations relying on a current notice regarding disaster assistance check here.	1b		No
c	Did the foundation engage in a prior year in any of the acts described in 1a, other than excepted acts, that were not corrected before the first day of the tax year beginning in 2014?	1c		No
2	Taxes on failure to distribute income (section 4942) (does not apply for years the foundation was a private operating foundation defined in section 4942(j)(3) or 4942(j)(5))			
a	At the end of tax year 2014, did the foundation have any undistributed income (lines 6d and 6e, Part XIII) for tax year(s) beginning before 2014? If "Yes," list the years 20 , 20 , 20 , 20		Yes	No
b	Are there any years listed in 2a for which the foundation is not applying the provisions of section 4942(a)(2) (relating to incorrect valuation of assets) to the year's undistributed income? (If applying section 4942(a)(2) to all years listed, answer "No" and attach statement—see instructions)	2b		No
c	If the provisions of section 4942(a)(2) are being applied to any of the years listed in 2a, list the years here 20 , 20 , 20 , 20			
3a	Did the foundation hold more than a 2% direct or indirect interest in any business enterprise at any time during the year?		Yes	No
b	If "Yes," did it have excess business holdings in 2014 as a result of (1) any purchase by the foundation or disqualified persons after May 26, 1969, (2) the lapse of the 5-year period (or longer period approved by the Commissioner under section 4943(c)(7)) to dispose of holdings acquired by gift or bequest, or (3) the lapse of the 10-, 15-, or 20-year first phase holding period? (Use Schedule C, Form 4720, to determine if the foundation had excess business holdings in 2014.)	3b		No
4a	Did the foundation invest during the year any amount in a manner that would jeopardize its charitable purposes?	4a		No
b	Did the foundation make any investment in a prior year (but after December 31, 1969) that could jeopardize its charitable purpose that had not been removed from jeopardy before the first day of the tax year beginning in 2014?	4b		No

Part VII-B

Statements Regarding Activities for Which Form 4720 May Be Required (continued)

5a

During the year did the foundation pay or incur any amount to

(1) Carry on propaganda, or otherwise attempt to influence legislation (section 4945(e))?

☐ Yes ☒ No

(2) Influence the outcome of any specific public election (see section 4955), or to carry on, directly or indirectly, any voter registration drive?

☐ Yes ☒ No

(3) Provide a grant to an individual for travel, study, or other similar purposes?

☐ Yes ☒ No

(4) Provide a grant to an organization other than a charitable, etc , organization described in section 4945(d)(4)(A)? (see instructions).

☐ Yes ☒ No

(5) Provide for any purpose other than religious, charitable, scientific, literary, or educational purposes, or for the prevention of cruelty to children or animals?

☐ Yes ☒ No

b

If any answer is "Yes" to 5a(1)–(5), did **any** of the transactions fail to qualify under the exceptions described in Regulations section 53.4945 or in a current notice regarding disaster assistance (see instructions)?

5b

No

Organizations relying on a current notice regarding disaster assistance check here. ☐

c

If the answer is "Yes" to question 5a(4), does the foundation claim exemption from the tax because it maintained expenditure responsibility for the grant?

☐ Yes ☒ No

If "Yes," attach the statement required by Regulations section 53.4945–5(d).

6a

Did the foundation, during the year, receive any funds, directly or indirectly, to pay premiums on a personal benefit contract?

☐ Yes ☒ No

b

Did the foundation, during the year, pay premiums, directly or indirectly, on a personal benefit contract?

6b

No

If "Yes" to 6b, file Form 8870.

7a

At any time during the tax year, was the foundation a party to a prohibited tax shelter transaction?

☐ Yes ☒ No

b

If yes, did the foundation receive any proceeds or have any net income attributable to the transaction?

7b

No

Part VIII

Information About Officers, Directors, Trustees, Foundation Managers, Highly Paid Employees, and Contractors

1

List all officers, directors, trustees, foundation managers and their compensation (see instructions).

(a) Name and address	(b) Title, and average hours per week devoted to position	(c) Compensation (If not paid, enter -0-)	(d) Contributions to employee benefit plans and deferred compensation	(e) Expense account, other allowances
WELLS FARGO BANK TEXAS NA	Trustee 2 00	10,131		
3000 BRIARCREST BRYAN, TX 77802				

2

Compensation of five highest-paid employees (other than those included on line 1—see instructions). If none, enter "NONE."

(a) Name and address of each employee paid more than \$50,000	(b) Title, and average hours per week devoted to position	(c) Compensation	(d) Contributions to employee benefit plans and deferred compensation	(e) Expense account, other allowances
NONE				

Total

number of other employees paid over \$50,000.

Part VIII

Information About Officers, Directors, Trustees, Foundation Managers, Highly Paid Employees, and Contractors (continued)

3 Five highest-paid independent contractors for professional services (see instructions). If none, enter "NONE".		
(a) Name and address of each person paid more than \$50,000	(b) Type of service	(c) Compensation
NONE		
Total number of others receiving over \$50,000 for professional services.		

Part IX-A

Summary of Direct Charitable Activities

List the foundation's four largest direct charitable activities during the tax year. Include relevant statistical information such as the number of organizations and other beneficiaries served, conferences convened, research papers produced, etc	Expenses
1	
2	
3	
4	

Part IX-B

Summary of Program-Related Investments (see instructions)

Describe the two largest program-related investments made by the foundation during the tax year on lines 1 and 2	Amount
1	
2	
All other program-related investments. See instructions.	
3	
Total. Add lines 1 through 3.	

Part X

Minimum Investment Return (All domestic foundations must complete this part. Foreign foundations, see instructions.)

1	Fair market value of assets not used (or held for use) directly in carrying out charitable, etc , purposes		
a	Average monthly fair market value of securities.	1a	713,685
b	Average of monthly cash balances.	1b	28,762
c	Fair market value of all other assets (see instructions).	1c	0
d	Total (add lines 1a, b, and c).	1d	742,447
e	Reduction claimed for blockage or other factors reported on lines 1a and 1c (attach detailed explanation).	1e	0
2	Acquisition indebtedness applicable to line 1 assets.	2	
3	Subtract line 2 from line 1d.	3	742,447
4	Cash deemed held for charitable activities Enter 1 1/2% of line 3 (for greater amount, see instructions).	4	11,137
5	Net value of noncharitable-use assets. Subtract line 4 from line 3 Enter here and on Part V, line 4	5	731,310
6	Minimum investment return. Enter 5% of line 5.	6	36,566

Part XI

Distributable Amount (see instructions) (Section 4942(j)(3) and (j)(5) private operating foundations and certain foreign organizations check here ☐ and do not complete this part.)

1	Minimum investment return from Part X, line 6.	1	36,566
2a	Tax on investment income for 2014 from Part VI, line 5.	2a	348
b	Income tax for 2014 (This does not include the tax from Part VI).	2b	
c	Add lines 2a and 2b.	2c	348
3	Distributable amount before adjustments Subtract line 2c from line 1.	3	36,218
4	Recoveries of amounts treated as qualifying distributions.	4	
5	Add lines 3 and 4.	5	36,218
6	Deduction from distributable amount (see instructions).	6	
7	Distributable amount as adjusted Subtract line 6 from line 5 Enter here and on Part XIII, line 1.	7	36,218

Part XII

Qualifying Distributions (see instructions)

1	Amounts paid (including administrative expenses) to accomplish charitable, etc , purposes		
a	Expenses, contributions, gifts, etc —total from Part I, column (d), line 26.	1a	48,678
b	Program-related investments—total from Part IX-B.	1b	
2	Amounts paid to acquire assets used (or held for use) directly in carrying out charitable, etc , purposes.	2	
3	Amounts set aside for specific charitable projects that satisfy the		
a	Suitability test (prior IRS approval required).	3a	
b	Cash distribution test (attach the required schedule).	3b	
4	Qualifying distributions. Add lines 1a through 3b Enter here and on Part V, line 8, and Part XIII, line 4	4	48,678
5	Foundations that qualify under section 4940(e) for the reduced rate of tax on net investment income Enter 1% of Part I, line 27b (see instructions).	5	348
6	Adjusted qualifying distributions. Subtract line 5 from line 4.	6	48,330

Note: The amount on line 6 will be used in Part V, column (b), in subsequent years when calculating whether the foundation qualifies for the section 4940(e) reduction of tax in those years

Part XIII

Undistributed Income (see instructions)

	(a) Corpus	(b) Years prior to 2013	(c) 2013	(d) 2014
1 Distributable amount for 2014 from Part XI, line 7				36,218
2 Undistributed income, if any, as of the end of 2014				
a Enter amount for 2013 only.			29,383	
b Total for prior years 20____, 20____, 20____				
3 Excess distributions carryover, if any, to 2014				
a From 2009.				
b From 2010.				
c From 2011.				
d From 2012.				
e From 2013.				
f Total of lines 3a through e.				
4 Qualifying distributions for 2014 from Part XII, line 4 ▶ \$ 48,678				
a Applied to 2013, but not more than line 2a			29,383	
b Applied to undistributed income of prior years (Election required—see instructions).				
c Treated as distributions out of corpus (Election required—see instructions).	0			
d Applied to 2014 distributable amount.				19,295
e Remaining amount distributed out of corpus				
5 Excess distributions carryover applied to 2014 (If an amount appears in column (d), the same amount must be shown in column (a).)				
6 Enter the net total of each column as indicated below:				
a Corpus Add lines 3f, 4c, and 4e Subtract line 5				
b Prior years' undistributed income Subtract line 4b from line 2b.				
c Enter the amount of prior years' undistributed income for which a notice of deficiency has been issued, or on which the section 4942(a) tax has been previously assessed.				
d Subtract line 6c from line 6b Taxable amount—see instructions				
e Undistributed income for 2013 Subtract line 4a from line 2a Taxable amount—see instructions				
f Undistributed income for 2014 Subtract lines 4d and 5 from line 1 This amount must be distributed in 2015				16,923
7 Amounts treated as distributions out of corpus to satisfy requirements imposed by section 170(b)(1)(F) or 4942(g)(3) (Election may be required - see instructions)				
8 Excess distributions carryover from 2009 not applied on line 5 or line 7 (see instructions) . . .				
9 Excess distributions carryover to 2015. Subtract lines 7 and 8 from line 6a				
10 Analysis of line 9				
a Excess from 2010. . . .				
b Excess from 2011. . . .				
c Excess from 2012. . . .				
d Excess from 2013. . . .				
e Excess from 2014. . . .				

Part XIV

1a If the foundation has received a ruling or determination letter that it is a private operating foundation, and the ruling is effective for 2014, enter the date of the ruling. . . .

Check box to indicate whether the organization is a private operating foundation described in section 4942(j)(3) or 4942(j)(5)

	Tax year	Prior 3 years			(e) Total
	(a) 2014	(b) 2013	(c) 2012	(d) 2011	
2a Enter the lesser of the adjusted net income from Part I or the minimum investment return from Part X for each year listed					
b 85% of line 2a					
c Qualifying distributions from Part XII, line 4 for each year listed					
d Amounts included in line 2c not used directly for active conduct of exempt activities					
e Qualifying distributions made directly for active conduct of exempt activities Subtract line 2d from line 2c					
3 Complete 3a, b, or c for the alternative test relied upon					
a "Assets" alternative test—enter					
(1) Value of all assets					
(2) Value of assets qualifying under section 4942(j)(3)(B)(i)					
b "Endowment" alternative test— enter 2/3 of minimum investment return shown in Part X, line 6 for each year listed.					
c "Support" alternative test—enter					
(1) Total support other than gross investment income (interest, dividends, rents, payments on securities loans (section 512(a)(5)), or royalties).					
(2) Support from general public and 5 or more exempt organizations as provided in section 4942(j)(3)(B)(iii).					
(3) Largest amount of support from an exempt organization					
(4) Gross investment income					

Part XV **Supplementary Information (Complete this part only if the organization had \$5,000 or more in assets at any time during the year—see instructions.)**

1 Information Regarding Foundation Managers:

■ List any managers of the foundation who have contributed more than 2% of the total contributions received by the foundation before the close of any tax year (but only if they have contributed more than \$5,000) (See section 507(d)(2))

• List any managers of the foundation who own 10% or more of the stock of a corporation (or an equally large portion of the ownership of a partnership or other entity) of which the foundation has a 10% or greater interest

2 Information Regarding Contribution, Grant, Gift, Loan, Scholarship, etc., Programs:

Check here ☒ if the foundation only makes contributions to preselected charitable organizations and does not accept unsolicited requests for funds. If the foundation makes gifts, grants, etc. (see instructions) to individuals or organizations under other conditions, complete items 2a, b, c, and d.

a The name, address, and telephone number or email address of the person to whom applications should be addressed

b The form in which applications should be submitted and information and materials they should include

c Any submission deadlines

d Any restrictions or limitations on awards, such as by geographical areas, charitable fields, kinds of institutions, or other factors

Part XV

Supplementary Information (continued)

3 Grants and Contributions Paid During the Year or Approved for Future Payment

Recipient	If recipient is an individual, show any relationship to any foundation manager or substantial contributor	Foundation status of recipient	Purpose of grant or contribution	Amount
Name and address (home or business)				
a Paid during the year See Additional Data Table				
Total			3a	45,000
b Approved for future payment				
Total			3b	

Enter gross amounts unless otherwise indicated

Part XVI-B Relationship of Activities to the Accomplishment of Exempt Purposes

Form **990-PF** (2014)

Part XVII



1 Did the organization directly or indirectly engage in any of the following with any other organization described in section 501(c) of the Code (other than section 501(c)(3) organizations) or in section 527, relating to political organizations?		Yes	No
a Transfers from the reporting foundation to a noncharitable exempt organization of			
(1) Cash.	1a(1)		No
(2) Other assets.	1a(2)		No
b Other transactions			
(1) Sales of assets to a noncharitable exempt organization.	1b(1)		No
(2) Purchases of assets from a noncharitable exempt organization.	1b(2)		No
(3) Rental of facilities, equipment, or other assets.	1b(3)		No
(4) Reimbursement arrangements.	1b(4)		No
(5) Loans or loan guarantees.	1b(5)		No
(6) Performance of services or membership or fundraising solicitations.	1b(6)		No
c Sharing of facilities, equipment, mailing lists, other assets, or paid employees.	1c		No

[illegible]

2a Is the foundation directly or indirectly affiliated with, or related to, one or more tax-exempt organizations described in section 501(c) of the Code (other than section 501(c)(3)) or in section 527? ☐ Yes ☒ No


b If "Yes," complete the following schedule

(a) Name of organization	(b) Type of organization	(c) Description of relationship

Sign Here	Under penalties of perjury, I declare that I have examined this return, including accompanying schedules and statements, and to the best of my knowledge and belief, it is true, correct, and complete. Declaration of preparer (other than taxpayer) is based on all information of which preparer has any knowledge.		
	***** _____ Signature of officer or trustee	2015-08-07 _____ Date	<div style="display: flex; align-items: center;">  <div> ***** _____ Title </div> </div> <div style="border: 2px solid black; padding: 5px; margin-top: 5px;"> May the IRS discuss this return with the preparer shown below (see instr)? <input checked="" type="checkbox"/> Yes <input type="checkbox"/> No </div>

Paid Preparer Use Only	Print/Type preparer's name Durwood Thompson JrCPA CFP	Preparer's Signature	Date	Check if self-employed <input checked="" type="checkbox"/>	PTIN P00297281
	Firm's name <input checked="" type="checkbox"/> Thompson Derrig & Craig PC			Firm's EIN <input checked="" type="checkbox"/>	
	Firm's address <input checked="" type="checkbox"/> 4500 Carter Creek Suite 201 Bryan, TX 778024456			Phone no (979) 260-9696	

Form 990PF Part XV Line 3 - Grants and Contributions Paid During the Year or Approved for Future Payment

Recipient	If recipient is an individual, show any relationship to any foundation manager or substantial contributor	Foundation status of recipient	Purpose of grant or contribution	Amount
Name and address (home or business)				
a <i>Paid during the year</i>				
FIRST BAPTIST CHURCH OF BRYAN 200 S TEXAS AVENUE BRYAN, TX 77803	NONE	501(c)3	GENERAL OPERATING NEEDS	7,000
CRESTVIEW RETIREMENT COMMUNITY 2505 E VILLA MARIA RD BRYAN, TX 77802	NONE	501(c)3	GENERAL OPERATING NEEDS	5,000
BRAZOS VALLEY REHAB CTR 1318 MEMORIAL DRIVE BRYAN, TX 77802	NONE	501(c)3	GENERAL OPERATING NEEDS	9,000
MD ANDERSON CANCER CTR PO BOX 4486 HOUSTON, TX 77210	NONE	501(C)3	GENERAL OPERATING NEEDS	2,000
ST JOSEPH FOUNDATION 2801 FRANCISCAN DRIVE BRYAN, TX 77802	NONE	501(c)3	GENERAL OPERATING NEEDS	7,000
TWIN CITY MISSION POST OFFICE BOX 3490 BRYAN, TX 77805	None	501(c)3	GENERAL OPERATING NEEDS	5,000
BRAZOS VALLEY FOOD BANK 1514 SHILOH AVENUE BRYAN, TX 77803	None	501(C)3	GENERAL OPERATING NEEDS	5,000
HEALTH FOR ALL INC 3030 E 29TH ST STE 111 BRYAN, TX 77802	None	501(C)3	GENERAL OPERATING NEEDS	5,000
Total  3a				45,000

TY 2014 Accounting Fees Schedule

Name: LB Danford Charitable Trust
Wells Fargo Wealth Managment

EIN: 74-6514370

Software ID: 14000265

Software Version: 2014v5.0

Category	Amount	Net Investment Income	Adjusted Net Income	Disbursements for Charitable Purposes
	1,145	0	0	1,145

TY 2014 Investments - Other Schedule

Name: LB Danford Charitable Trust
Wells Fargo Wealth Managment

EIN: 74-6514370

Software ID: 14000265

Software Version: 2014v5.0

Category / Item	Listed at Cost or FMV	Book Value	End of Year Fair Market Value
FIXED INCOME FUNDS AND STOCKS	AT COST	611,961	699,876

TY 2014 Other Assets Schedule

Name: LB Danford Charitable Trust
Wells Fargo Wealth Managment

EIN: 74-6514370

Software ID: 14000265

Software Version: 2014v5.0

Description	Beginning of Year - Book Value	End of Year - Book Value	End of Year - Fair Market Value
DIVIDEND RECEIVABLE	809	3,121	3,121

TY 2014 Other Decreases Schedule

Name: LB Danford Charitable Trust
Wells Fargo Wealth Managment

EIN: 74-6514370

Software ID: 14000265

Software Version: 2014v5.0

Description	Amount
COST BASIS ADJUSTMENTS	432
FEDERAL INCOME TAX	311

TY 2014 Other Expenses Schedule

Name: LB Danford Charitable Trust
Wells Fargo Wealth Managment

EIN: 74-6514370

Software ID: 14000265

Software Version: 2014v5.0

Description	Revenue and Expenses per Books	Net Investment Income	Adjusted Net Income	Disbursements for Charitable Purposes
ADR FEES	1	1		
PORTFOLIO DEDUCTIONS	764	764		

TY 2014 Other Increases Schedule

Name: LB Danford Charitable Trust
Wells Fargo Wealth Managment

EIN: 74-6514370

Software ID: 14000265

Software Version: 2014v5.0

Description	Amount
BOOK/TAX DIFFERENCES ON SALES OF INVESTMENTS	67
NON TAXABLE DIVIDENDS	427
TAX-EXEMPT INTEREST	573
WASH SALES	869

Wells Fargo

Page 1 of 10

Statement of Capital Gains and Losses From Sales
 (Does not include capital gain distributions from mutual
 funds or CTF's - See Tax Transaction Detail)

2/18/2015 10:54:41

Account Id: 12660200

DANFORD, L. B. CHARITABLE TRUST

Trust Year Ending 12/31/2014

Type	Description	Date	Shares	Price	Fed Cost	State Cost	Fed Gain	State Gain	(Type)
001055102	AFLAC INC								
Sold		06/09/14	22	1,380.80					
Acq		08/23/06	22	1,380.80	947.32	947.32	433.48	433.48	L
Total for 6/9/2014					947.32	947.32	433.48	433.48	
03524A108	ANHEUSER-BUSCH INBEV SPN ADR								
Sold		01/22/14	4	416.59					
Acq		12/01/11	1	104.15	59.83	59.83	44.32	44.32	L
Acq		09/02/11	3	312.44	163.37	163.37	149.07	149.07	L
Total for 1/22/2014					223.20	223.20	193.39	193.39	
037411105	APACHE CORPORATION COM								
Sold		01/22/14	5	423.64					
Acq		10/06/09	5	423.64	472.40	472.40	-48.76	-48.76	L
Total for 1/22/2014					472.40	472.40	-48.76	-48.76	
037833100	APPLE COMPUTER INC COM								
Sold		01/22/14	1	550.87					
Acq		01/29/13	1	550.87	458.69	458.69	92.18	92.18	S
Total for 1/22/2014					458.69	458.69	92.18	92.18	
084670702	BERSHIRE HATHAWAY INC								
Sold		09/26/14	3	416.27					
Acq		08/12/11	3	416.27	214.48	214.48	201.79	201.79	L
Total for 9/26/2014					214.48	214.48	201.79	201.79	
088606108	BHP BILLITON LIMITED								
Sold		11/24/14	13	728.55					
Acq		12/08/10	8	448.34	712.40	712.40	-264.06	-264.06	L
Acq		01/03/11	3	168.13	269.16	269.16	-101.03	-101.03	L
Acq		05/08/11	2	112.08	203.93	203.93	-91.85	-91.85	L
Total for 11/24/2014					1,185.49	1,185.49	-456.94	-456.94	
12572Q105	CME GROUP INC								
Sold		01/22/14	7	530.03					
Acq		08/30/12	3	227.16	163.72	163.72	63.44	63.44	L
Acq		08/16/12	4	302.87	214.54	214.54	88.33	88.33	L
Total for 1/22/2014					378.26	378.26	151.77	151.77	
126650100	CVS/CAREMARK CORPORATION								
Sold		01/22/14	8	548.87					
Acq		02/11/03	8	548.87	100.80	100.80	448.07	448.07	L
Total for 1/22/2014					100.80	100.80	448.07	448.07	
14040H105	CAPITAL ONE FINANCIAL CORP								
Sold		03/25/14	18	1,355.97					
Acq		08/31/09	18	1,355.97	650.32	650.32	705.65	705.65	L
Total for 3/25/2014					650.32	650.32	705.65	705.65	

Statement of Capital Gains and Losses From Sales
(Does not include capital gain distributions from mutual
funds or CTF's - See Tax Transaction Detail)

Account Id: 12660200

DANFORD, L. B. CHARITABLE TRUST
Trust Year Ending 12/31/2014

Type	Description	Date	Shares	Price	Fed Cost	State Cost	Fed Gain	State Gain	(Type)
150870103	CELANESE CORP								
Sold		01/22/14	8	437.32					
Acq		06/13/11	8	437.32	369.97	369.97	67.35	67.35	L
Total for 1/22/2014					369.97	369.97	67.35	67.35	
166764100	CHEVRON CORP								
Sold		11/24/14	11	1,292.06					
Acq		04/16/03	11	1,292.06	354.53	354.53	937.53	937.53	L
Total for 11/24/2014					354.53	354.53	937.53	937.53	
17275R102	CISCO SYSTEMS INC								
Sold		10/02/14	15	375.15					
Acq		02/17/11	15	375.15	279.75	279.75	95.40	95.40	L
Total for 10/2/2014					279.75	279.75	95.40	95.40	
189754104	COACH INC								
Sold		06/25/14	23	783.07					
Acq		01/09/13	8	272.37	466.13	466.13	-193.76	-193.76	L
Acq		01/29/13	15	510.70	783.47	783.47	-272.77	-272.77	L
Total for 6/25/2014					1,249.60	1,249.60	-466.53	-466.53	
22544R305	CREDIT SUISSE COMM RT ST-CO 2156								
Sold		04/23/14	202	1,587.72					
Acq		10/08/10	202	1,587.72	1,818.00	1,818.00	-230.28	-230.28	L
Total for 4/23/2014					1,818.00	1,818.00	-230.28	-230.28	
22544R305	CREDIT SUISSE COMM RT ST-CO 2156								
Sold		06/19/14	907	7,065.53					
Acq		10/08/10	907	7,065.53	8,163.00	8,163.00	-1,097.47	-1,097.47	L
Total for 6/19/2014					8,163.00	8,163.00	-1,097.47	-1,097.47	
22544R305	CREDIT SUISSE COMM RT ST-CO 2156								
Sold		10/02/14	106	719.74					
Acq		09/17/10	106	719.74	988.98	988.98	-269.24	-269.24	L
Total for 10/2/2014					988.98	988.98	-269.24	-269.24	
22544R305	CREDIT SUISSE COMM RT ST-CO 2156								
Sold		10/21/14	654	4,414.50					
Acq		09/17/10	7	47.25	65.31	65.31	-18.06	-18.06	L
Acq		10/08/10	647	4,367.25	5,823.00	5,823.00	-1,455.75	-1,455.75	L
Total for 10/21/2014					5,888.31	5,888.31	-1,473.81	-1,473.81	
254687106	WALT DISNEY CO								
Sold		09/10/14	5	447.96					
Acq		08/23/06	5	447.96	145.02	145.02	302.94	302.94	L
Total for 9/10/2014					145.02	145.02	302.94	302.94	

Statement of Capital Gains and Losses From Sales
(Does not include capital gain distributions from mutual funds or CTF's - See Tax Transaction Detail)

Account Id: 12660200

DANFORD, L. B. CHARITABLE TRUST

Trust Year Ending 12/31/2014

Type	Description	Date	Shares	Price	Fed Cost	State Cost	Fed Gain	State Gain	(Type)
261980668	DREYFUS INTERNATL BOND FD CL I 6094								
Sold		09/26/14	46	780 62					
Acq		04/25/14	46	780 62	783 84	783 84	-3.22	-3 22	S
Total for 9/26/2014					783 84	783 84	-3 22	-3 22	
261980668	DREYFUS INTERNATL BOND FD CL I 6094								
Sold		10/02/14	50	849 00					
Acq		04/25/14	50	849 00	852 00	852 00	-3.00	-3 00	S
Total for 10/2/2014					852.00	852.00	-3.00	-3 00	
262028855	DRIEHAUS ACTIVE INCOME FUND								
Sold		01/22/14	673	7,275 13					
Acq		02/12/13	673	7,275 13	7,221 29	7,221 29	53.84	53 84	S
Total for 1/22/2014					7,221 29	7,221.29	53 84	53 84	
262028855	DRIEHAUS ACTIVE INCOME FUND								
Sold		09/26/14	73	770 15					
Acq		10/11/13	19	200 45	203 49	203.49	-3 04	-3 04	S
Acq		06/23/14	54	569.70	582 66	582.66	-12 96	-12 96	S
Total for 9/26/2014					786.15	786 15	-16 00	-16.00	
262028855	DRIEHAUS ACTIVE INCOME FUND								
Sold		10/02/14	69	727 26					
Acq		10/11/13	69	727 26	738 99	738 99	-11 73	-11.73	S
Total for 10/2/2014					738 99	738 99	-11 73	-11 73	
268648102	E M C CORP MASS								
Sold		01/22/14	15	387 44					
Acq		07/06/04	15	387 44	153 04	153 04	234 40	234 40	L
Total for 1/22/2014					153 04	153.04	234 40	234 40	
315920702	FID ADV EMER MKTS INC- CL I 607								
Sold		09/26/14	55	771 10					
Acq		10/11/13	55	771.10	746.90	746.90	24 20	24 20	S
Total for 9/26/2014					746 90	746.90	24.20	24 20	
367829884	GATEWAY FUND - Y 1986								
Sold		09/26/14	27	799.20					
Acq		08/13/12	27	799 20	739 26	739 26	59 94	59 94	L
Total for 9/26/2014					739 26	739.26	59 94	59.94	
367829884	GATEWAY FUND - Y 1986								
Sold		10/21/14	370 253	10,781 77					
Acq		08/13/12	370 253	10,781.77	10,137.53	10,137 53	644 24	644 24	L
Total for 10/21/2014					10,137 53	10,137 53	644 24	644 24	
375558103	GILEAD SCIENCES INC								
Sold		09/10/14	8	863 86					
Acq		12/08/11	8	863.86	155 83	155 83	708 03	708 03	L
Total for 9/10/2014					155.83	155 83	708 03	708 03	

Statement of Capital Gains and Losses From Sales
(Does not include capital gain distributions from mutual funds or CTF's - See Tax Transaction Detail)

Account Id: 12660200

DANFORD, L. B. CHARITABLE TRUST
Trust Year Ending 12/31/2014

Type	Description	Date	Shares	Price	Fed Cost	State Cost	Fed Gain	State Gain	(Type)
38259P508	GOOGLE INC								
Sold		04/25/14	2	1,047.08					
Acq		06/07/12	2	1,047.08	583.07	583.07	464.01	464.01	L
Total for 4/25/2014					583.07	583.07	464.01	464.01	
459200101	INTERNATIONAL BUSINESS MACHS CORP								
Sold		01/22/14	2	361.89					
Acq		06/17/13	2	361.89	407.47	407.47	-45.58	-45.58	S
Total for 1/22/2014					407.47	407.47	-45.58	-45.58	
464287200	ISHARES S & P 500 INDEX FUND								
Sold		09/26/14	4	796.86					
Acq		04/09/09	4	796.86	342.47	342.47	454.39	454.39	L
Total for 9/26/2014					342.47	342.47	454.39	454.39	
464287606	ISHARES S&P MIDCAP 400 GROWTH								
Sold		01/22/14	7	1,059.95					
Acq		08/09/12	7	1,059.95	760.04	760.04	299.91	299.91	L
Total for 1/22/2014					760.04	760.04	299.91	299.91	
464287606	ISHARES S&P MIDCAP 400 GROWTH								
Sold		04/23/14	103	15,459.22					
Acq		02/03/10	48	7,204.30	3,684.86	3,684.86	3,519.44	3,519.44	L
Acq		08/09/12	10	1,500.90	1,085.76	1,085.76	415.14	415.14	L
Acq		10/21/11	28	4,202.51	2,744.05	2,744.05	1,458.46	1,458.46	L
Acq		02/08/13	17	2,551.52	2,105.21	2,105.21	446.31	446.31	L
Total for 4/23/2014					9,619.88	9,619.88	5,839.34	5,839.34	
464287606	ISHARES S&P MIDCAP 400 GROWTH								
Sold		06/19/14	3	468.62					
Acq		02/03/10	3	468.62	230.30	230.30	238.32	238.32	L
Total for 6/19/2014					230.30	230.30	238.32	238.32	
464287606	ISHARES S&P MIDCAP 400 GROWTH								
Sold		10/02/14	5	748.63					
Acq		02/03/10	5	748.63	383.84	383.84	364.79	364.79	L
Total for 10/2/2014					383.84	383.84	364.79	364.79	
464287705	ISHARES S&P MIDCAP 400 VALUE								
Sold		01/22/14	14	1,649.80					
Acq		10/21/11	13	1,531.96	950.59	950.59	581.37	581.37	L
Acq		08/09/11	1	117.84	67.84	67.84	50.00	50.00	L
Total for 1/22/2014					1,018.43	1,018.43	631.37	631.37	
464287705	ISHARES S&P MIDCAP 400 VALUE								
Sold		06/19/14	15	1,895.54					
Acq		04/23/14	15	1,895.54	1,807.86	1,807.86	87.68	87.68	S
Total for 6/19/2014					1,807.86	1,807.86	87.68	87.68	

Statement of Capital Gains and Losses From Sales
(Does not include capital gain distributions from mutual funds or CTF's - See Tax Transaction Detail)

Account Id: 12660200

DANFORD, L. B. CHARITABLE TRUST

Trust Year Ending 12/31/2014

Type	Description	Date	Shares	Price	Fed Cost	State Cost	Fed Gain	State Gain	(Type)
464287705	ISHARES S&P MIDCAP 400 VALUE								
Sold		09/26/14	7	851.95					
Acq		04/23/14	7	851.95	843.67	843.67	8.28	8.28	S
Total for 9/26/2014					843.67	843.67	8.28	8.28	
464287804	ISHARES TR SMALLCAP 600 INDEX FD								
Sold		01/22/14	15	1,639.87					
Acq		04/09/09	15	1,639.87	609.24	609.24	1,030.63	1,030.63	L
Total for 1/22/2014					609.24	609.24	1,030.63	1,030.63	
464287804	ISHARES TR SMALLCAP 600 INDEX FD								
Sold		10/02/14	7	726.93					
Acq		04/09/09	7	726.93	284.31	284.31	442.62	442.62	L
Total for 10/2/2014					284.31	284.31	442.62	442.62	
46625H100	JPMORGAN CHASE & CO								
Sold		10/02/14	7	413.06					
Acq		10/12/11	6	354.05	200.47	200.47	153.58	153.58	L
Acq		04/09/09	1	59.01	30.95	30.95	28.06	28.06	L
Total for 10/2/2014					231.42	231.42	181.64	181.64	
478366107	JOHNSON CONTROLS INC								
Sold		01/22/14	18	920.92					
Acq		03/12/12	2	102.32	63.57	63.57	38.75	38.75	L
Acq		03/16/11	16	818.60	637.25	637.25	181.35	181.35	L
Total for 1/22/2014					700.82	700.82	220.10	220.10	
4812C0803	JPMORGAN HIGH YIELD FUND SS 3580								
Sold		10/02/14	91	720.72					
Acq		06/23/14	91	720.72	747.11	747.11	-26.39	-26.39	S
Total for 10/2/2014					747.11	747.11	-26.39	-26.39	
51855Q655	LAUDUS MONDRIAN INTL FI-INST 2940								
Sold		04/23/14	3344.094	36,584.39					
Acq		01/24/14	583.968	6,388.61	6,283.50	6,283.50	105.11	105.11	S
Acq		11/20/12	209.726	2,294.40	2,483.16	2,483.16	-188.76	-188.76	L
Acq		11/23/10	286.4	3,133.22	3,362.34	3,362.34	-229.12	-229.12	L
Acq		07/23/10	2264	24,768.16	25,583.20	25,583.20	-815.04	-815.04	L
Total for 4/23/2014					37,712.20	37,712.20	-1,127.81	-1,127.81	
58155Q103	MCKESSON CORP								
Sold		09/26/14	2	388.83					
Acq		11/07/12	2	388.83	189.65	189.65	199.18	199.18	L
Total for 9/26/2014					189.65	189.65	199.18	199.18	
589509108	MERGER FD SH BEN INT 260								
Sold		01/22/14	219	3,512.76					
Acq		07/15/13	219	3,512.76	3,506.19	3,506.19	6.57	6.57	S
Total for 1/22/2014					3,506.19	3,506.19	6.57	6.57	

Statement of Capital Gains and Losses From Sales
(Does not include capital gain distributions from mutual funds or CTF's - See Tax Transaction Detail)

Account Id: 12660200

DANFORD, L. B. CHARITABLE TRUST

Trust Year Ending 12/31/2014

Type	Description	Date	Shares	Price	Fed Cost	State Cost	Fed Gain	State Gain	(Type)
589509108	MERGER FD SH BEN INT 260								
Sold		08/08/14	218	3,559.94					
Acq		07/15/13	204.407	3,337.97	3,272.56	3,272.56	65.41	65.41	L
Acq		02/12/13	13.593	221.97	214.50	214.50	7.47	7.47	L
Total for 8/8/2014					3,487.06	3,487.06	72.88	72.88	
589509207	MERGER FUND-INST #301								
Sold		09/26/14	47	772.21					
Acq		02/12/13	47	772.21	740.77	740.77	31.44	31.44	L
Total for 9/26/2014					740.77	740.77	31.44	31.44	
594918104	MICROSOFT CORP								
Sold		01/22/14	12	434.75					
Acq		08/06/02	12	434.75	269.69	269.69	165.06	165.06	L
Total for 1/22/2014					269.69	269.69	165.06	165.06	
611740101	MONSTER BEVERAGE CORP								
Sold		09/10/14	8	731.52					
Acq		01/22/13	8	731.52	385.45	385.45	346.07	346.07	L
Total for 9/10/2014					385.45	385.45	346.07	346.07	
63872T885	ASG GLOBAL ALTERNATIVES-Y 1993								
Sold		08/08/14	264	2,893.44					
Acq		07/15/13	264	2,893.44	3,041.28	3,041.28	-147.84	-147.84	L
Total for 8/8/2014					3,041.28	3,041.28	-147.84	-147.84	
63872T885	ASG GLOBAL ALTERNATIVES-Y 1993								
Sold		09/26/14	69	778.32					
Acq		07/15/13	69	778.32	794.88	794.88	-16.56	-16.56	L
Total for 9/26/2014					794.88	794.88	-16.56	-16.56	
641069406	NESTLE S A REGISTERED SHARES - ADR								
Sold		01/22/14	7	527.83					
Acq		08/23/06	7	527.83	237.58	237.58	290.25	290.25	L
Total for 1/22/2014					237.58	237.58	290.25	290.25	
67065Q772	NUVEEN HIGH YIELD MUNI BD-R 1668								
Sold		09/26/14	46	780.62					
Acq		04/25/14	46	780.62	756.70	756.70	23.92	23.92	S
Total for 9/26/2014					756.70	756.70	23.92	23.92	
67065Q772	NUVEEN HIGH YIELD MUNI BD-R 1668								
Sold		10/28/14	37	634.92					
Acq		04/25/14	37	634.92	608.65	608.65	26.27	26.27	S
Total for 10/28/2014					608.65	608.65	26.27	26.27	
67065Q772	NUVEEN HIGH YIELD MUNI BD-R 1668								
Sold		12/19/14	844.604	14,544.08					
Acq		04/25/14	844.604	14,544.08	13,893.74	13,893.74	650.34	650.34	S
Total for 12/19/2014					13,893.74	13,893.74	650.34	650.34	

Statement of Capital Gains and Losses From Sales
 (Does not include capital gain distributions from mutual funds or CTF's - See Tax Transaction Detail)

Account Id: 12660200

DANFORD, L. B. CHARITABLE TRUST
 Trust Year Ending 12/31/2014

Type	Description	Date	Shares	Price	Fed Cost	State Cost	Fed Gain	State Gain	(Type)
68389X105	ORACLE CORPORATION								
Sold		01/22/14	13	493.60					
Acq		06/04/10	13	493.60	293.04	293.04	200.56	200.56	L
Total for 1/22/2014					293.04	293.04	200.56	200.56	
693390882	PIMCO FOREIGN BD FD USD H-INST 103								
Sold		09/26/14	97	1,079.61					
Acq		11/20/12	77.226	859.53	876.52	876.52	-16.99	-16.99	L
Acq		08/11/11	19.774	220.08	210.00	210.00	10.08	10.08	L
Total for 9/26/2014					1,086.52	1,086.52	-6.91	-6.91	
693390882	PIMCO FOREIGN BD FD USD H-INST 103								
Sold		10/02/14	86	954.60					
Acq		08/11/11	86	954.60	913.32	913.32	41.28	41.28	L
Total for 10/2/2014					913.32	913.32	41.28	41.28	
74253Q416	PRINCIPAL PREFERRED SEC-INS 4929								
Sold		06/19/14	138	1,447.62					
Acq		04/25/14	138	1,447.62	1,425.54	1,425.54	22.08	22.08	S
Total for 6/19/2014					1,425.54	1,425.54	22.08	22.08	
74253Q416	PRINCIPAL PREFERRED SEC-INS 4929								
Sold		09/26/14	74	771.08					
Acq		04/25/14	74	771.08	764.42	764.42	6.66	6.66	S
Total for 9/26/2014					764.42	764.42	6.66	6.66	
74253Q416	PRINCIPAL PREFERRED SEC-INS 4929								
Sold		10/28/14	193	2,020.71					
Acq		04/25/14	193	2,020.71	1,993.69	1,993.69	27.02	27.02	S
Total for 10/28/2014					1,993.69	1,993.69	27.02	27.02	
74255L696	PRINCIPAL GL MULT STRAT-INST #4684								
Sold		10/02/14	66	726.00					
Acq		08/08/14	66	726.00	724.02	724.02	1.98	1.98	S
Total for 10/2/2014					724.02	724.02	1.98	1.98	
76628T645	RIDGEWORTH SEIX HY BD-I 5855								
Sold		01/22/14	2151	21,230.37					
Acq		04/13/09	842.095	8,311.48	6,635.71	6,635.71	1,675.77	1,675.77	L
Acq		07/15/13	392.867	3,877.60	3,960.10	3,960.10	-82.50	-82.50	S
Acq		05/12/09	73.678	727.20	613.00	613.00	114.20	114.20	L
Acq		07/23/09	842.36	8,314.09	7,269.57	7,269.57	1,044.52	1,044.52	L
Total for 1/22/2014					18,478.38	18,478.38	2,751.99	2,751.99	
76628T645	RIDGEWORTH SEIX HY BD-I 5855								
Sold		04/23/14	2290.773	22,793.19					
Acq		04/13/09	2290.773	22,793.19	18,051.29	18,051.29	4,741.90	4,741.90	L
Total for 4/23/2014					18,051.29	18,051.29	4,741.90	4,741.90	

Statement of Capital Gains and Losses From Sales
(Does not include capital gain distributions from mutual funds or CTF's - See Tax Transaction Detail)

Account Id: 12660200

DANFORD, L. B. CHARITABLE TRUST

Trust Year Ending 12/31/2014

Type	Description	Date	Shares	Price	Fed Cost	State Cost	Fed Gain	State Gain	(Type)
77958B402	T ROWE PRICE INST FLOAT RATE	170							
Sold		10/02/14	71	719.94					
Acq		01/24/14	71	719.94	732.01	732.01	-12.07	-12.07	S
Total for 10/2/2014					732.01	732.01	-12.07	-12.07	
806857108	SCHLUMBERGER LTD								
Sold		01/22/14	5	456.54					
Acq		11/04/10	5	456.54	369.39	369.39	87.15	87.15	L
Total for 1/22/2014					369.39	369.39	87.15	87.15	
87612E106	TARGET CORP								
Sold		12/18/14	12	894.10					
Acq		07/26/02	12	894.10	395.28	395.28	498.82	498.82	L
Total for 12/18/2014					395.28	395.28	498.82	498.82	
883556102	THERMO FISHER SCIENTIFIC INC								
Sold		01/22/14	5	575.14					
Acq		07/09/09	5	575.14	190.91	190.91	384.23	384.23	L
Total for 1/22/2014					190.91	190.91	384.23	384.23	
88579Y101	3M CO								
Sold		02/07/14	4	520.26					
Acq		12/15/10	4	520.26	346.21	346.21	174.05	174.05	L
Total for 2/7/2014					346.21	346.21	174.05	174.05	
88579Y101	3M CO								
Sold		08/06/14	8	1,116.49					
Acq		12/15/10	8	1,116.49	692.42	692.42	424.07	424.07	L
Total for 8/6/2014					692.42	692.42	424.07	424.07	
89151E109	TOTAL FINA ELF S A ADR								
Sold		01/22/14	7	421.74					
Acq		07/05/12	7	421.74	315.97	315.97	105.77	105.77	L
Total for 1/22/2014					315.97	315.97	105.77	105.77	
902973304	US BANCORP DEL NEW								
Sold		01/22/14	12	498.83					
Acq		02/04/11	12	498.83	329.46	329.46	169.37	169.37	L
Total for 1/22/2014					329.46	329.46	169.37	169.37	
907818108	UNION PACIFIC CORP								
Sold		09/26/14	4	435.07					
Acq		08/25/10	4	435.07	142.82	142.82	292.25	292.25	L
Total for 9/26/2014					142.82	142.82	292.25	292.25	
911312106	UNITED PARCEL SERVICE-CL B								
Sold		09/26/14	4	389.91					
Acq		08/12/11	4	389.91	261.31	261.31	128.60	128.60	L
Total for 9/26/2014					261.31	261.31	128.60	128.60	

Statement of Capital Gains and Losses From Sales
 (Does not include capital gain distributions from mutual funds or CTF's - See Tax Transaction Detail)

Account Id: 12660200

DANFORD, L. B. CHARITABLE TRUST

Trust Year Ending 12/31/2014

Type	Description	Date	Shares	Price	Fed Cost	State Cost	Fed Gain	State Gain	(Type)
91324P102	UNITEDHEALTH GROUP INC								
Sold		10/02/14	5	424.99					
Acq		04/02/13	1	85.00	61.92	61.92	23.08	23.08	L
Acq		08/29/07	4	339.99	195.44	195.44	144.55	144.55	L
Total for 10/2/2014					257.36	257.36	167.63	167.63	
921937819	VANGUARD INTERMEDIATE TERM B								
Sold		04/23/14	13	1,086.39					
Acq		02/04/11	13	1,086.39	1,060.83	1,060.83	25.56	25.56	L
Total for 4/23/2014					1,060.83	1,060.83	25.56	25.56	
921937819	VANGUARD INTERMEDIATE TERM B								
Sold		06/19/14	14	1,179.03					
Acq		02/04/11	14	1,179.03	1,142.44	1,142.44	36.59	36.59	L
Total for 6/19/2014					1,142.44	1,142.44	36.59	36.59	
921937819	VANGUARD INTERMEDIATE TERM B								
Sold		09/26/14	18	1,511.78					
Acq		02/04/11	6	503.93	489.62	489.62	14.31	14.31	L
Acq		09/05/14	12	1,007.85	1,017.45	1,017.45	-9.60	-9.60	S
Total for 9/26/2014					1,507.07	1,507.07	4.71	4.71	
921937819	VANGUARD INTERMEDIATE TERM B								
Sold		10/02/14	14	1,182.41					
Acq		02/04/11	14	1,182.41	1,142.44	1,142.44	39.97	39.97	L
Total for 10/2/2014					1,142.44	1,142.44	39.97	39.97	
921937819	VANGUARD INTERMEDIATE TERM B								
Sold		10/28/14	58	4,943.89					
Acq		02/04/11	58	4,943.89	4,732.95	4,732.95	210.94	210.94	L
Total for 10/28/2014					4,732.95	4,732.95	210.94	210.94	
921937827	VANGUARD BD INDEX FD INC								
Sold		04/23/14	225	18,015.24					
Acq		04/09/09	45	3,603.05	3,537.77	3,537.77	65.28	65.28	L
Acq		11/16/12	33	2,642.24	2,686.10	2,686.10	-43.86	-43.86	L
Acq		02/08/13	82	6,565.55	6,636.11	6,636.11	-70.56	-70.56	L
Acq		01/22/14	65	5,204.40	5,204.00	5,204.00	0.40	0.40	S
Total for 4/23/2014					18,063.98	18,063.98	-48.74	-48.74	
921937827	VANGUARD BD INDEX FD INC								
Sold		06/19/14	123	9,858.73					
Acq		04/09/09	123	9,858.73	9,669.90	9,669.90	188.83	188.83	L
Total for 6/19/2014					9,669.90	9,669.90	188.83	188.83	
921937827	VANGUARD BD INDEX FD INC								
Sold		09/26/14	58	4,639.35					
Acq		09/05/14	58	4,639.35	4,651.76	4,651.76	-12.41	-12.41	S
Total for 9/26/2014					4,651.76	4,651.76	-12.41	-12.41	

Statement of Capital Gains and Losses From Sales
 (Does not include capital gain distributions from mutual funds or CTF's - See Tax Transaction Detail)

Account Id: 12660200

DANFORD, L. B. CHARITABLE TRUST
 Trust Year Ending 12/31/2014

Type	Description	Date	Shares	Price	Fed Cost	State Cost	Fed Gain	State Gain	(Type)
921937827	VANGUARD BD INDEX FD INC								
Sold		10/02/14	42	3,364.70					
Acq		09/05/14	11	881.23	882.23	882.23	-1.00	-1.00	S
Acq		04/09/09	31	2,483.47	2,437.13	2,437.13	46.34	46.34	L
Total for 10/2/2014					3,319.36	3,319.36	45.34	45.34	
921937827	VANGUARD BD INDEX FD INC								
Sold		10/21/14	21	1,691.27					
Acq		04/09/09	21	1,691.27	1,650.96	1,650.96	40.31	40.31	L
Total for 10/21/2014					1,650.96	1,650.96	40.31	40.31	
921937827	VANGUARD BD INDEX FD INC								
Sold		10/28/14	147	11,818.92					
Acq		04/09/09	147	11,818.92	11,556.71	11,556.71	262.21	262.21	L
Total for 10/28/2014					11,556.71	11,556.71	262.21	262.21	
922042858	VANGUARD EMERGING MARKETS ETF								
Sold		06/19/14	77	3,357.35					
Acq		08/09/12	77	3,357.35	3,201.00	3,201.00	156.35	156.35	L
Total for 6/19/2014					3,201.00	3,201.00	156.35	156.35	
922042858	VANGUARD EMERGING MARKETS ETF								
Sold		09/26/14	22	937.17					
Acq		08/09/12	22	937.17	914.57	914.57	22.60	22.60	L
Total for 9/26/2014					914.57	914.57	22.60	22.60	
922908553	VANGUARD REIT VIPER								
Sold		09/26/14	11	794.19					
Acq		06/19/14	11	794.19	821.65	826.65	-27.46	-32.46	S
Total for 9/26/2014					821.65	826.65	-27.46	-32.46	
922908553	VANGUARD REIT VIPER								
Sold		10/02/14	10	718.89					
Acq		06/19/14	10	718.89	746.95	751.50	-28.06	-32.61	S
Total for 10/2/2014					746.95	751.50	-28.06	-32.61	
G29183103	EATON CORP PLC								
Sold		10/02/14	6	371.09					
Acq		12/03/12	6	371.09	298.86	307.68	72.23	63.41	L
Total for 10/2/2014					298.86	307.68	72.23	63.41	
Total for Account: 12660200					242,641.51	242,659.88	23,183.50	23,165.13	

Total Proceeds:

265,825.01

S/T Gain/Loss

L/T Gain/Loss

Fed

857.51

22,325.99

23,183.50

State

847.96

22,317.17

23,165.13

2/18/2015 10:54:41

DANFORD, L. B. CHARITABLE TRUST

Account Id: 12660200

Type	Description	Date	Shares	Price	Fed Cost	State Cost	Fed Gain	State Gain	(Type)
Loss Disallowed									
088606108	BHP BILLITON LIMITED								
Sold	10/02/14		7	411.66					
Acq	04/12/11		4	235.23	405.16	320.19	-169.93	-84.96	L
								84.97	
Acq	12/08/10		3	176.43	267.15	176.43	-90.72	-0.00	L
								90.72	
Total for 10/2/2014					672.31	496.62	-260.65	-84.96	
								175.69	
22544R305	CREDIT SUISSE COMM RT ST-CO 2156								
Sold	09/26/14		113	774.05					
Acq	10/08/10		113	774.05	1,017.00	774.05	-242.95	0.00	L
								242.95	
Total for 9/26/2014					1,017.00	774.05	-242.95	0.00	
								242.95	
261980494	DREYFUS EMG MKT DEBT LOC C-I 6083								
Sold	10/02/14		64	872.32					
Acq	08/11/11		64	872.32	951.68	872.32	-79.36	0.00	L
								79.36	
Total for 10/2/2014					951.68	872.32	-79.36	0.00	
								79.36	
464287705	ISHARES S&P MIDCAP 400 VALUE								
Sold	10/02/14		7	834.07					
Acq	04/23/14		7	834.07	843.67	834.07	-9.60	0.00	S
								9.60	
Total for 10/2/2014					843.67	834.07	-9.60	0.00	
								9.60	
4812C0803	JPMORGAN HIGH YIELD FUND SS 3580								
Sold	09/26/14		97	770.18					
Acq	06/23/14		97	770.18	796.37	796.37	-26.19	-26.19	S
								24.36	
Total for 9/26/2014					796.37	796.37	-26.19	-26.19	
								24.36	
78463X863	SPDR DJ WILSHIRE INTERNATIONAL REAL								
Sold	09/26/14		20	838.37					
Acq	06/19/14		20	838.37	885.02	838.37	-46.65	0.00	S
								46.65	
Total for 9/26/2014					885.02	838.37	-46.65	0.00	
								46.65	

**Statement of Capital Gains and Losses From Sales
(WASH SALES)**

2/18/2015 10:54:41

Account Id: 12660200

(Does not include capital gain distributions from mutual
funds or CTF's - See Tax Transaction Detail)

DANFORD, L. B. CHARITABLE TRUST

Trust Year Ending 12/31/2014

Type	Description	Date	Shares	Price	Fed Cost	State Cost	Fed Gain	State Gain	(Type)
							Loss Disallowed		
78463X863	SPDR DJ WILSHIRE INTERNATIONAL REAL								
Sold		10/02/14	18	735 00					
Acq		06/19/14	18	735 00	796 52	735 00	-61 52	0 00	S
							61 52		
Total for 10/2/2014					796.52	735 00	-61 52	0 00	
							61.52		
921943858	VANGUARD EUROPE PACIFIC ETF								
Sold		09/26/14	30	1,205 98					
Acq		06/19/14	30	1,205 98	1,303.07	1,205 98	-97 09	0 00	S
							97 09		
Total for 9/26/2014					1,303 07	1,205 98	-97 09	0 00	
							97 09		
921943858	VANGUARD EUROPE PACIFIC ETF								
Sold		10/02/14	27	1,048.39					
Acq		06/19/14	27	1,048 39	1,172.77	1,048 39	-124 38	0 00	S
							124 38		
Total for 10/2/2014					1,172 77	1,048 39	-124.38	0 00	
							124.38		
922042858	VANGUARD EMERGING MARKETS ETF								
Sold		10/02/14	21	864 98					
Acq		08/09/12	21	864 98	873 00	864 98	-8.02	0 00	L
							8 02		
Total for 10/2/2014					873.00	864.98	-8 02	0 00	
							8 02		
Total for Account: 12660200					9,311 41	8,466 15	-956 41	-111 15	
							869 62		

Total Proceeds (Wash Sales Only):

8,355 00

	Fed	State	Loss Disallowed
S/T Gain/Loss	-365 43	-26 19	363 60
L/T Gain/Loss	-590 98	-84 96	506 02