



See a Social Security Number? Say Something!  
Report Privacy Problems to <https://public.resource.org/privacy>  
Or call the IRS Identity Theft Hotline at 1-800-908-4490





| Part II Balance Sheets      |  | Attached schedules and amounts in the description column should be for end-of-year amounts only (See instructions.)               |                |                       |        |
|-----------------------------|--|---|----------------|-----------------------|--------|
|                             |  | Beginning of year   | End of year    |                       |        |
|                             |  | (a) Book Value  | (b) Book Value | (c) Fair Market Value |        |
| Assets                      | 1  | Cash—non-interest-bearing . . . . .   | 83123          | 83951                 | 83951  |
|                             | 2  | Savings and temporary cash investments . . . . .  |                |                       |        |
|                             | 3  | Accounts receivable ▶<br>Less: allowance for doubtful accounts ▶  |                |                       |        |
|                             | 4  | Pledges receivable ▶<br>Less: allowance for doubtful accounts ▶   |                |                       |        |
|                             | 5  | Grants receivable . . . . .   |                |                       |        |
|                             | 6  | Receivables due from officers, directors, trustees, and other disqualified persons (attach schedule) (see instructions) . . . . . |                |                       |        |
|                             | 7  | Other notes and loans receivable (attach schedule) ▶<br>Less: allowance for doubtful accounts ▶                                   |                |                       |        |
|                             | 8  | Inventories for sale or use . . . . .   |                |                       |        |
|                             | 9  | Prepaid expenses and deferred charges . . . . .   |                |                       |        |
|                             | 10a  | Investments—U.S. and state government obligations (attach schedule)   |                |                       |        |
|                             | b  | Investments—corporate stock (attach schedule) . . . . .   | 106663         | 84301                 | 106206 |
|                             | c  | Investments—corporate bonds (attach schedule) . . . . .   |                |                       |        |
|                             | 11   | Investments—land, buildings, and equipment: basis ▶<br>Less: accumulated depreciation (attach schedule) ▶                         |                |                       |        |
|                             | 12   | Investments—mortgage loans . . . . .  |                |                       |        |
|                             | 13   | Investments—other (attach schedule) . . . . .   |                |                       |        |
|                             | 14   | Land, buildings, and equipment: basis ▶<br>Less: accumulated depreciation (attach schedule) ▶                                     |                |                       |        |
| 15                          | Other assets (describe ▶ )   |   |                |                       |        |
| 16                          | <b>Total assets</b> (to be completed by all filers—see the instructions. Also, see page 1, item I) . . . . . | 189786  | 168252         | 190157                |        |
| Liabilities                 | 17   | Accounts payable and accrued expenses . . . . .   |                |                       |        |
|                             | 18   | Grants payable . . . . .  |                |                       |        |
|                             | 19   | Deferred revenue . . . . .  |                |                       |        |
|                             | 20   | Loans from officers, directors, trustees, and other disqualified persons  |                |                       |        |
|                             | 21   | Mortgages and other notes payable (attach schedule) . . . . .   |                |                       |        |
|                             | 22   | Other liabilities (describe ▶ )   |                |                       |        |
|                             | 23   | <b>Total liabilities</b> (add lines 17 through 22) . . . . .  |                |                       |        |
| Net Assets or Fund Balances | <b>Foundations that follow SFAS 117, check here</b> ▶ <input type="checkbox"/>                               |   |                |                       |        |
|                             | 24   | Unrestricted . . . . .  |                |                       |        |
|                             | 25   | Temporarily restricted . . . . .  |                |                       |        |
|                             | 26   | Permanently restricted . . . . .  |                |                       |        |
|                             | <b>Foundations that do not follow SFAS 117, check here</b> ▶ <input type="checkbox"/>                        |   |                |                       |        |
|                             | 27   | Capital stock, trust principal, or current funds . . . . .  | 167486         | 168252                |        |
|                             | 28   | Paid-in or capital surplus, or land, bldg., and equipment fund  |                |                       |        |
| 29                          | Retained earnings, accumulated income, endowment, or other funds   |   |                |                       |        |
| 30                          | <b>Total net assets or fund balances</b> (see instructions) . . . . .  | 167486  | 168252         |                       |        |
| 31                          | <b>Total liabilities and net assets/fund balances</b> (see instructions) . . . . .                           | 167486  | 168252         |                       |        |

| Part III Analysis of Changes in Net Assets or Fund Balances |  |        |
|---|--|--------|
| 1   | Total net assets or fund balances at beginning of year—Part II, column (a), line 30 (must agree with end-of-year figure reported on prior year's return) . . . . . | 167486 |
| 2   | Enter amount from Part I, line 27a . . . . .   | -0-    |
| 3   | Other increases not included in line 2 (itemize) ▶   | 766    |
| 4   | Add lines 1, 2, and 3 . . . . .  | 168252 |
| 5   | Decreases not included in line 2 (itemize) ▶   |        |
| 6   | <b>Total net assets or fund balances at end of year</b> (line 4 minus line 5)—Part II, column (b), line 30 . . . . .   | 168252 |

**Part IV Capital Gains and Losses for Tax on Investment Income**

| (a) List and describe the kind(s) of property sold (e.g., real estate, 2-story brick warehouse; or common stock, 200 shs. MLC Co.) |                    | (b) How acquired<br>P—Purchase<br>D—Donation | (c) Date acquired<br>(mo., day, yr.) | (d) Date sold<br>(mo., day, yr.) |
|--|--------------------|--|--------------------------------------|----------------------------------|
| <b>1a</b>  | NEW WORLD DEV      | P  | 6/16/10                              | 4/24/14                          |
| <b>b</b>   | PACTERA TECH INT'L | P  | 6/16/10                              | 4/24/14                          |
| <b>c</b>   |                    |  |                                      |                                  |
| <b>d</b>   |                    |  |                                      |                                  |
| <b>e</b>   |                    |  |                                      |                                  |

|          | (e) Gross sales price | (f) Depreciation allowed<br>(or allowable) | (g) Cost or other basis<br>plus expense of sale | (h) Gain or (loss)<br>(e) plus (f) minus (g) |
|----------|-----------------------|--|---|--|
| <b>a</b> | 147                   | -0-  | 359   | (212)  |
| <b>b</b> | 913                   | -0-  | 650   | 263  |
| <b>c</b> |                       |  |   |  |
| <b>d</b> |                       |  |   |  |
| <b>e</b> |                       |  |   |  |

Complete only for assets showing gain in column (h) and owned by the foundation on 12/31/69

| (i) F.M.V. as of 12/31/69 | (j) Adjusted basis<br>as of 12/31/69 | (k) Excess of col. (i)<br>over col. (j), if any | (l) Gains (Col. (h) gain minus<br>col. (k), but not less than -0-) or<br>Losses (from col. (h)) |
|---------------------------|--------------------------------------|---|---|
| <b>a</b>                  |                                      |   |   |
| <b>b</b>                  |                                      |   |   |
| <b>c</b>                  |                                      |   |   |
| <b>d</b>                  |                                      |   |   |
| <b>e</b>                  |                                      |   |   |

|          |  |          |    |
|----------|--|----------|----|
| <b>2</b> | Capital gain net income or (net capital loss) { If gain, also enter in Part I, line 7<br>If (loss), enter -0- in Part I, line 7 }  | <b>2</b> | 51 |
| <b>3</b> | Net short-term capital gain or (loss) as defined in sections 1222(5) and (6):<br>If gain, also enter in Part I, line 8, column (c) (see instructions). If (loss), enter -0- in<br>Part I, line 8 | <b>3</b> |    |

**Part V Qualification Under Section 4940(e) for Reduced Tax on Net Investment Income**

(For optional use by domestic private foundations subject to the section 4940(a) tax on net investment income.)

If section 4940(d)(2) applies, leave this part blank.

Was the foundation liable for the section 4942 tax on the distributable amount of any year in the base period?  Yes  No  
If "Yes," the foundation does not qualify under section 4940(e). Do not complete this part.

**1** Enter the appropriate amount in each column for each year; see the instructions before making any entries.

| (a) Base period years<br>Calendar year (or tax year beginning in) | (b) Adjusted qualifying distributions | (c) Net value of noncharitable-use assets | (d) Distribution ratio<br>(col. (b) divided by col. (c)) |
|---|---------------------------------------|---|--|
| 2013  | 7209                                  | 182932                                    | .0394  |
| 2012  | 9348                                  | 167424                                    | 0558   |
| 2011  | 11805                                 | 171260                                    | 0500   |
| 2010  | 17809                                 | 206774                                    | 0900   |
| 2009  | 14033                                 | 185224                                    | 07576  |

|          |  |          |        |
|----------|--|----------|--------|
| <b>2</b> | Total of line 1, column (d)  | <b>2</b> | .3110  |
| <b>3</b> | Average distribution ratio for the 5-year base period—divide the total on line 2 by 5, or by the number of years the foundation has been in existence if less than 5 years   | <b>3</b> | 0622   |
| <b>4</b> | Enter the net value of noncharitable-use assets for 2014 from Part X, line 5   | <b>4</b> | 190032 |
| <b>5</b> | Multiply line 4 by line 3  | <b>5</b> | 11819  |
| <b>6</b> | Enter 1% of net investment income (1% of Part I, line 27b)   | <b>6</b> | 19     |
| <b>7</b> | Add lines 5 and 6  | <b>7</b> | 11838  |
| <b>8</b> | Enter qualifying distributions from Part XII, line 4<br>If line 8 is equal to or greater than line 7, check the box in Part VI, line 1b, and complete that part using a 1% tax rate. See the Part VI instructions. | <b>8</b> | 7209   |

**Part VI Excise Tax Based on Investment Income (Section 4940(a), 4940(b), 4940(e), or 4948—see instructions)**

|    |   |    |    |    |
|----|---|----|----|----|
| 1a | Exempt operating foundations described in section 4940(d)(2), check here <input type="checkbox"/> and enter "N/A" on line 1. Date of ruling or determination letter: 1/7/1994 (attach copy of letter if necessary—see instructions) |    |    |    |
| b  | Domestic foundations that meet the section 4940(e) requirements in Part V, check here <input type="checkbox"/> and enter 1% of Part I, line 27b   | 1  |    | 38 |
| c  | All other domestic foundations enter 2% of line 27b. Exempt foreign organizations enter 4% of Part I, line 12, col. (b).  |    |    |    |
| 2  | Tax under section 511 (domestic section 4947(a)(1) trusts and taxable foundations only. Others enter -0-)   | 2  |    |    |
| 3  | Add lines 1 and 2   | 3  |    | 38 |
| 4  | Subtitle A (income) tax (domestic section 4947(a)(1) trusts and taxable foundations only. Others enter -0-)   | 4  |    |    |
| 5  | <b>Tax based on investment income.</b> Subtract line 4 from line 3. If zero or less, enter -0-  | 5  |    | 38 |
| 6  | Credits/Payments:   |    |    |    |
| a  | 2014 estimated tax payments and 2013 overpayment credited to 2014   | 6a |    |    |
| b  | Exempt foreign organizations—tax withheld at source   | 6b |    |    |
| c  | Tax paid with application for extension of time to file (Form 8868)   | 6c | 75 |    |
| d  | Backup withholding erroneously withheld   | 6d |    |    |
| 7  | Total credits and payments. Add lines 6a through 6d   | 7  |    | 75 |
| 8  | Enter any <b>penalty</b> for underpayment of estimated tax. Check here <input type="checkbox"/> if Form 2220 is attached  | 8  |    |    |
| 9  | <b>Tax due.</b> If the total of lines 5 and 8 is more than line 7, enter <b>amount owed</b>   | 9  |    |    |
| 10 | <b>Overpayment.</b> If line 7 is more than the total of lines 5 and 8, enter the <b>amount overpaid</b>   | 10 |    | 37 |
| 11 | Enter the amount of line 10 to be: <b>Credited to 2015 estimated tax</b> 37 <b>Refunded</b>   | 11 |    |    |

**Part VII-A Statements Regarding Activities**

|    |  | Yes | No |
|----|--|-----|----|
| 1a | During the tax year, did the foundation attempt to influence any national, state, or local legislation or did it participate or intervene in any political campaign?   |     | ✓  |
| b  | Did it spend more than \$100 during the year (either directly or indirectly) for political purposes (see Instructions for the definition)?<br><i>If the answer is "Yes" to 1a or 1b, attach a detailed description of the activities and copies of any materials published or distributed by the foundation in connection with the activities.</i> |     | ✓  |
| c  | Did the foundation file <b>Form 1120-POL</b> for this year?  |     | ✓  |
| d  | Enter the amount (if any) of tax on political expenditures (section 4955) imposed during the year:<br>(1) On the foundation. ▶ \$ _____ (2) On foundation managers. ▶ \$ _____   |     |    |
| e  | Enter the reimbursement (if any) paid by the foundation during the year for political expenditure tax imposed on foundation managers. ▶ \$ _____   |     |    |
| 2  | Has the foundation engaged in any activities that have not previously been reported to the IRS?<br><i>If "Yes," attach a detailed description of the activities.</i>   |     | ✓  |
| 3  | Has the foundation made any changes, not previously reported to the IRS, in its governing instrument, articles of incorporation, or bylaws, or other similar instruments? <i>If "Yes," attach a conformed copy of the changes.</i>   |     | ✓  |
| 4a | Did the foundation have unrelated business gross income of \$1,000 or more during the year?  |     | ✓  |
| b  | If "Yes," has it filed a tax return on <b>Form 990-T</b> for this year?  |     | ✓  |
| 5  | Was there a liquidation, termination, dissolution, or substantial contraction during the year?<br><i>If "Yes," attach the statement required by General Instruction T.</i>   |     | ✓  |
| 6  | Are the requirements of section 508(e) (relating to sections 4941 through 4945) satisfied either:<br>• By language in the governing instrument, or<br>• By state legislation that effectively amends the governing instrument so that no mandatory directions that conflict with the state law remain in the governing instrument?                 | ✓   |    |
| 7  | Did the foundation have at least \$5,000 in assets at any time during the year? <i>If "Yes," complete Part II, col. (c), and Part XV</i>   | ✓   |    |
| 8a | Enter the states to which the foundation reports or with which it is registered (see instructions) ▶   |     |    |
| b  | If the answer is "Yes" to line 7, has the foundation furnished a copy of Form 990-PF to the Attorney General (or designate) of each state as required by <i>General Instruction G</i> ? <i>If "No," attach explanation</i>   | ✓   |    |
| 9  | Is the foundation claiming status as a private operating foundation within the meaning of section 4942(j)(3) or 4942(j)(5) for calendar year 2014 or the taxable year beginning in 2014 (see instructions for Part XIV)? <i>If "Yes," complete Part XIV</i>  |     | ✓  |
| 10 | Did any persons become substantial contributors during the tax year? <i>If "Yes," attach a schedule listing their names and addresses</i>  |     | ✓  |

**Part VII-A Statements Regarding Activities (continued)**

|    |   |    |     |         |
|----|---|----|-----|---------|
| 11 | At any time during the year, did the foundation, directly or indirectly, own a controlled entity within the meaning of section 512(b)(13)? If "Yes," attach schedule (see instructions)   | 11 |     | ✓       |
| 12 | Did the foundation make a distribution to a donor advised fund over which the foundation or a disqualified person had advisory privileges? If "Yes," attach statement (see instructions)  | 12 |     | ✓       |
| 13 | Did the foundation comply with the public inspection requirements for its annual returns and exemption application?<br>Website address ▶ N/A  | 13 |     | ✓       |
| 14 | The books are in care of ▶ JOE DICK Telephone no. ▶ 601-622-3707<br>Located at ▶ 413 MEADOWCREST CIRCLE FRANKLIN TN ZIP+4 ▶ 37064   |    |     |         |
| 15 | Section 4947(a)(1) nonexempt charitable trusts filing Form 990-PF in lieu of Form 1041—Check here. ▶ <input type="checkbox"/><br>and enter the amount of tax-exempt interest received or accrued during the year ▶ 15   |    |     |         |
| 16 | At any time during calendar year 2014, did the foundation have an interest in or a signature or other authority over a bank, securities, or other financial account in a foreign country? See the instructions for exceptions and filing requirements for FinGEN Form 114, (formerly TD F 90-22.1). If "Yes," enter the name of the foreign country ▶ | 16 | Yes | No<br>✓ |

**Part VII-B Statements Regarding Activities for Which Form 4720 May Be Required**

| File Form 4720 if any item is checked in the "Yes" column, unless an exception applies. |   | Yes | No |
|---|---|-----|----|
| 1a  | During the year did the foundation (either directly or indirectly):   |     |    |
| (1)   | Engage in the sale or exchange, or leasing of property with a disqualified person? <input type="checkbox"/> Yes <input checked="" type="checkbox"/> No  |     |    |
| (2)   | Borrow money from, lend money to, or otherwise extend credit to (or accept it from) a disqualified person? <input type="checkbox"/> Yes <input checked="" type="checkbox"/> No  |     |    |
| (3)   | Furnish goods, services, or facilities to (or accept them from) a disqualified person? <input type="checkbox"/> Yes <input checked="" type="checkbox"/> No  |     |    |
| (4)   | Pay compensation to, or pay or reimburse the expenses of, a disqualified person? <input type="checkbox"/> Yes <input checked="" type="checkbox"/> No  |     |    |
| (5)   | Transfer any income or assets to a disqualified person (or make any of either available for the benefit or use of a disqualified person)? <input type="checkbox"/> Yes <input checked="" type="checkbox"/> No   |     |    |
| (6)   | Agree to pay money or property to a government official? (Exception. Check "No" if the foundation agreed to make a grant to or to employ the official for a period after termination of government service, if terminating within 90 days.) <input type="checkbox"/> Yes <input type="checkbox"/> No  |     |    |
| b   | If any answer is "Yes" to 1a(1)–(6), did any of the acts fail to qualify under the exceptions described in Regulations section 53.4941(d)-3 or in a current notice regarding disaster assistance (see instructions)? Organizations relying on a current notice regarding disaster assistance check here ▶ <input type="checkbox"/>  | 1b  |    |
| c   | Did the foundation engage in a prior year in any of the acts described in 1a, other than excepted acts, that were not corrected before the first day of the tax year beginning in 2014?   | 1c  | ✓  |
| 2   | Taxes on failure to distribute income (section 4942) (does not apply for years the foundation was a private operating foundation defined in section 4942(j)(3) or 4942(j)(5)):  |     |    |
| a   | At the end of tax year 2014, did the foundation have any undistributed income (lines 6d and 6e, Part XIII) for tax year(s) beginning before 2014? <input type="checkbox"/> Yes <input type="checkbox"/> No<br>If "Yes," list the years ▶ 20 , 20 , 20 , 20  |     |    |
| b   | Are there any years listed in 2a for which the foundation is not applying the provisions of section 4942(a)(2) (relating to incorrect valuation of assets) to the year's undistributed income? (If applying section 4942(a)(2) to all years listed, answer "No" and attach statement—see instructions.)   | 2b  | ✓  |
| c   | If the provisions of section 4942(a)(2) are being applied to any of the years listed in 2a, list the years here.<br>▶ 20 , 20 , 20 , 20   |     |    |
| 3a  | Did the foundation hold more than a 2% direct or indirect interest in any business enterprise at any time during the year? <input type="checkbox"/> Yes <input type="checkbox"/> No   |     |    |
| b   | If "Yes," did it have excess business holdings in 2014 as a result of (1) any purchase by the foundation or disqualified persons after May 26, 1969; (2) the lapse of the 5-year period (or longer period approved by the Commissioner under section 4943(c)(7)) to dispose of holdings acquired by gift or bequest; or (3) the lapse of the 10-, 15-, or 20-year first phase holding period? (Use Schedule C, Form 4720, to determine if the foundation had excess business holdings in 2014.) | 3b  | ✓  |
| 4a  | Did the foundation invest during the year any amount in a manner that would jeopardize its charitable purposes?   | 4a  | ✓  |
| b   | Did the foundation make any investment in a prior year (but after December 31, 1969) that could jeopardize its charitable purpose that had not been removed from jeopardy before the first day of the tax year beginning in 2014?   | 4b  | ✓  |

**Part VII-B Statements Regarding Activities for Which Form 4720 May Be Required** (continued)

- 5a** During the year did the foundation pay or incur any amount to:
- (1) Carry on propaganda, or otherwise attempt to influence legislation (section 4945(e))?  Yes  No
  - (2) Influence the outcome of any specific public election (see section 4955); or to carry on, directly or indirectly, any voter registration drive?  Yes  No
  - (3) Provide a grant to an individual for travel, study, or other similar purposes?  Yes  No
  - (4) Provide a grant to an organization other than a charitable, etc., organization described in section 4945(d)(4)(A)? (see instructions)  Yes  No
  - (5) Provide for any purpose other than religious, charitable, scientific, literary, or educational purposes, or for the prevention of cruelty to children or animals?  Yes  No
- b** If any answer is "Yes" to 5a(1)–(5), did any of the transactions fail to qualify under the exceptions described in Regulations section 53.4945 or in a current notice regarding disaster assistance (see instructions)?  Yes  No  
 Organizations relying on a current notice regarding disaster assistance check here
- c** If the answer is "Yes" to question 5a(4), does the foundation claim exemption from the tax because it maintained expenditure responsibility for the grant?  Yes  No  
 If "Yes," attach the statement required by Regulations section 53.4945–5(d).
- 6a** Did the foundation, during the year, receive any funds, directly or indirectly, to pay premiums on a personal benefit contract?  Yes  No
- b** Did the foundation, during the year, pay premiums, directly or indirectly, on a personal benefit contract?  Yes  No  
 If "Yes" to 6b, file Form 8870.
- 7a** At any time during the tax year, was the foundation a party to a prohibited tax shelter transaction?  Yes  No
- b** If "Yes," did the foundation receive any proceeds or have any net income attributable to the transaction?  Yes  No

|           |  |  |  |
|-----------|--|--|--|
|           |  |  |  |
| <b>5b</b> |  |  |  |
| <b>6b</b> |  |  |  |
| <b>7b</b> |  |  |  |

**Part VIII Information About Officers, Directors, Trustees, Foundation Managers, Highly Paid Employees, and Contractors**

**1 List all officers, directors, trustees, foundation managers and their compensation (see instructions).**

| (a) Name and address   | (b) Title, and average hours per week devoted to position | (c) Compensation (if not paid, enter -0-) | (d) Contributions to employee benefit plans and deferred compensation | (e) Expense account, other allowances |
|--|---|---|---|---------------------------------------|
| JOHN MCDOWELL 110 31ST AVE N., #204 NASHVILLE TN 37203           | TRUSTEE AS REQUIRED                                       | -0-                                       | -0-   | -0-                                   |
| CURTIS & AMANDA MCDOWELL 110 31ST AVE., #204, NASHVILLE TN 37203 | TRUSTEE AS REQUIRED                                       | -0-                                       | -0-   | -0-                                   |
| RICHARD DICKERSON NASHVILLE TN                                   | TRUSTEE AS REQUIRED                                       | -0-                                       | -0-   | -0-                                   |
| JOE DICK 413 MEADOWCREST CIRCLE FRANKLIN TN 37064                | TRUSTEE AS REQUIRED                                       | -0-                                       | -0-   | -0-                                   |

**2 Compensation of five highest-paid employees (other than those included on line 1—see instructions). If none, enter "NONE."**

| (a) Name and address of each employee paid more than \$50,000 | (b) Title, and average hours per week devoted to position | (c) Compensation | (d) Contributions to employee benefit plans and deferred compensation | (e) Expense account, other allowances |
|---|---|------------------|---|---------------------------------------|
| N/A   |   |                  |   |                                       |
|   |   |                  |   |                                       |
|   |   |                  |   |                                       |
|   |   |                  |   |                                       |

**Total number of other employees paid over \$50,000**  **None**

**Part VIII Information About Officers, Directors, Trustees, Foundation Managers, Highly Paid Employees, and Contractors** (continued)

**3 Five highest-paid independent contractors for professional services (see instructions). If none, enter "NONE."**

| (a) Name and address of each person paid more than \$50,000                                 | (b) Type of service | (c) Compensation |
|---|---------------------|------------------|
| N/A   |                     |                  |
|   |                     |                  |
|   |                     |                  |
|   |                     |                  |
|   |                     |                  |
| <b>Total number of others receiving over \$50,000 for professional services</b> . . . . . ▶ |                     |                  |

**Part IX-A Summary of Direct Charitable Activities**

| List the foundation's four largest direct charitable activities during the tax year. Include relevant statistical information such as the number of organizations and other beneficiaries served, conferences convened, research papers produced, etc. | Expenses |
|--|----------|
| 1<br>N/A   |          |
| 2  |          |
| 3  |          |
| 4  |          |

**Part IX-B Summary of Program-Related Investments (see instructions)**

| Describe the two largest program-related investments made by the foundation during the tax year on lines 1 and 2. | Amount |
|---|--------|
| 1<br>N/A  |        |
| 2   |        |
| 3<br>All other program-related investments. See instructions.   |        |
| <b>Total. Add lines 1 through 3</b> . . . . . ▶   |        |

**Part X Minimum Investment Return** (All domestic foundations must complete this part. Foreign foundations, see instructions.)

|          |  |           |        |
|----------|--|-----------|--------|
| <b>1</b> | Fair market value of assets not used (or held for use) directly in carrying out charitable, etc., purposes:          |           |        |
| <b>a</b> | Average monthly fair market value of securities . . . . .  | <b>1a</b> | 190032 |
| <b>b</b> | Average of monthly cash balances . . . . .   | <b>1b</b> |        |
| <b>c</b> | Fair market value of all other assets (see instructions) . . . . .   | <b>1c</b> |        |
| <b>d</b> | <b>Total</b> (add lines 1a, b, and c) . . . . .  | <b>1d</b> | 190032 |
| <b>e</b> | Reduction claimed for blockage or other factors reported on lines 1a and 1c (attach detailed explanation) . . . . .  | <b>1e</b> |        |
| <b>2</b> | Acquisition indebtedness applicable to line 1 assets . . . . .   | <b>2</b>  |        |
| <b>3</b> | Subtract line 2 from line 1d . . . . .   | <b>3</b>  |        |
| <b>4</b> | Cash deemed held for charitable activities. Enter 1 1/2 % of line 3 (for greater amount, see instructions) . . . . . | <b>4</b>  |        |
| <b>5</b> | <b>Net value of noncharitable-use assets.</b> Subtract line 4 from line 3. Enter here and on Part V, line 4          | <b>5</b>  | 190032 |
| <b>6</b> | <b>Minimum investment return.</b> Enter 5% of line 5 . . . . .   | <b>6</b>  | 9502   |

**Part XI Distributable Amount** (see instructions) (Section 4942(j)(3) and (j)(5) private operating foundations and certain foreign organizations check here  and do not complete this part.)

|           |   |           |      |
|-----------|---|-----------|------|
| <b>1</b>  | Minimum investment return from Part X, line 6 . . . . .   | <b>1</b>  | 9502 |
| <b>2a</b> | Tax on investment income for 2014 from Part VI, line 5 . . . . .  | <b>2a</b> | 38   |
| <b>b</b>  | Income tax for 2014. (This does not include the tax from Part VI.) . . . . .  | <b>2b</b> |      |
| <b>c</b>  | Add lines 2a and 2b . . . . .   | <b>2c</b> | 38   |
| <b>3</b>  | Distributable amount before adjustments. Subtract line 2c from line 1 . . . . .                                     | <b>3</b>  | 9464 |
| <b>4</b>  | Recoveries of amounts treated as qualifying distributions . . . . .   | <b>4</b>  |      |
| <b>5</b>  | Add lines 3 and 4 . . . . .   | <b>5</b>  | 9464 |
| <b>6</b>  | Deduction from distributable amount (see instructions) . . . . .  | <b>6</b>  |      |
| <b>7</b>  | <b>Distributable amount</b> as adjusted. Subtract line 6 from line 5. Enter here and on Part XIII, line 1 . . . . . | <b>7</b>  | 9464 |

**Part XII Qualifying Distributions** (see instructions)

|          |  |           |      |
|----------|--|-----------|------|
| <b>1</b> | Amounts paid (including administrative expenses) to accomplish charitable, etc., purposes:   |           |      |
| <b>a</b> | Expenses, contributions, gifts, etc.—total from Part I, column (d), line 26 . . . . .  | <b>1a</b> | 7209 |
| <b>b</b> | Program-related investments—total from Part IX-B . . . . .   | <b>1b</b> |      |
| <b>2</b> | Amounts paid to acquire assets used (or held for use) directly in carrying out charitable, etc., purposes . . . . .  | <b>2</b>  |      |
| <b>3</b> | Amounts set aside for specific charitable projects that satisfy the:   |           |      |
| <b>a</b> | Suitability test (prior IRS approval required) . . . . .   | <b>3a</b> |      |
| <b>b</b> | Cash distribution test (attach the required schedule) . . . . .  | <b>3b</b> |      |
| <b>4</b> | <b>Qualifying distributions.</b> Add lines 1a through 3b. Enter here and on Part V, line 8, and Part XIII, line 4  | <b>4</b>  | 7209 |
| <b>5</b> | Foundations that qualify under section 4940(e) for the reduced rate of tax on net investment income. Enter 1% of Part I, line 27b (see instructions) . . . . . | <b>5</b>  |      |
| <b>6</b> | <b>Adjusted qualifying distributions.</b> Subtract line 5 from line 4 . . . . .  | <b>6</b>  | 7209 |

**Note.** The amount on line 6 will be used in Part V, column (b), in subsequent years when calculating whether the foundation qualifies for the section 4940(e) reduction of tax in those years.

**Part XIII Undistributed Income** (see instructions)

|   | (a)<br>Corpus | (b)<br>Years prior to 2013 | (c)<br>2013 | (d)<br>2014 |
|---|---------------|----------------------------|-------------|-------------|
| <b>1</b> Distributable amount for 2014 from Part XI, line 7 . . . . .   |               |                            |             |             |
| <b>2</b> Undistributed income, if any, as of the end of 2014:   |               |                            |             |             |
| <b>a</b> Enter amount for 2013 only . . . . .   |               |                            |             | 9464        |
| <b>b</b> Total for prior years: 20____, 20____, 20____  |               |                            |             |             |
| <b>3</b> Excess distributions carryover, if any, to 2014:   |               |                            |             |             |
| <b>a</b> From 2009 . . . . .  |               |                            |             |             |
| <b>b</b> From 2010 . . . . .  | 4772          |                            |             |             |
| <b>c</b> From 2011 . . . . .  | 7470          |                            |             |             |
| <b>d</b> From 2012 . . . . .  | 3275          |                            |             |             |
| <b>e</b> From 2013 . . . . .  | 1070          |                            |             |             |
| <b>f</b> Total of lines 3a through e . . . . .  | -0-           |                            |             |             |
| <b>4</b> Qualifying distributions for 2014 from Part XII, line 4: ▶ \$ 7209   | 16587         |                            |             |             |
| <b>a</b> Applied to 2013, but not more than line 2a . . . . .   |               |                            |             |             |
| <b>b</b> Applied to undistributed income of prior years (Election required—see instructions) . . . . .  |               |                            |             |             |
| <b>c</b> Treated as distributions out of corpus (Election required—see instructions) . . . . .  |               |                            |             |             |
| <b>d</b> Applied to 2014 distributable amount . . . . .   |               |                            |             |             |
| <b>e</b> Remaining amount distributed out of corpus . . . . .   |               |                            |             |             |
| <b>5</b> Excess distributions carryover applied to 2014 (If an amount appears in column (d), the same amount must be shown in column (a).)  |               |                            |             | 9464        |
| <b>6</b> Enter the net total of each column as indicated below:   |               |                            |             |             |
| <b>a</b> Corpus. Add lines 3f, 4c, and 4e. Subtract line 5 . . . . .  | 16587         |                            |             |             |
| <b>b</b> Prior years' undistributed income. Subtract line 4b from line 2b . . . . .   |               |                            |             |             |
| <b>c</b> Enter the amount of prior years' undistributed income for which a notice of deficiency has been issued, or on which the section 4942(a) tax has been previously assessed . . . . . |               |                            |             |             |
| <b>d</b> Subtract line 6c from line 6b. Taxable amount—see instructions . . . . .   |               |                            |             |             |
| <b>e</b> Undistributed income for 2013. Subtract line 4a from line 2a. Taxable amount—see instructions . . . . .  |               |                            |             |             |
| <b>f</b> Undistributed income for 2014. Subtract lines 4d and 5 from line 1. This amount must be distributed in 2015 . . . . .  |               |                            |             |             |
| <b>7</b> Amounts treated as distributions out of corpus to satisfy requirements imposed by section 170(b)(1)(F) or 4942(g)(3) (Election may be required—see instructions) . . . . .         |               |                            |             | -0-         |
| <b>8</b> Excess distributions carryover from 2009 not applied on line 5 or line 7 (see instructions) . . . . .  |               |                            |             |             |
| <b>9</b> Excess distributions carryover to 2015. Subtract lines 7 and 8 from line 6a . . . . .  |               |                            |             |             |
| <b>10</b> Analysis of line 9:   | 16587         |                            |             |             |
| <b>a</b> Excess from 2010 . . . . .   | 7470          |                            |             |             |
| <b>b</b> Excess from 2011 . . . . .   | 3275          |                            |             |             |
| <b>c</b> Excess from 2012 . . . . .   | 1070          |                            |             |             |
| <b>d</b> Excess from 2013 . . . . .   | -0-           |                            |             |             |
| <b>e</b> Excess from 2014 . . . . .   | -0-           |                            |             |             |

**Part XIV Private Operating Foundations** (see instructions and Part VII-A, question 9)

**1a** If the foundation has received a ruling or determination letter that it is a private operating foundation, and the ruling is effective for 2014, enter the date of the ruling . . . . . ▶

**b** Check box to indicate whether the foundation is a private operating foundation described in section  4942(j)(3) or  4942(j)(5)

|  | Tax year | Prior 3 years |          |          | (e) Total |
|--|----------|---------------|----------|----------|-----------|
|  | (a) 2014 | (b) 2013      | (c) 2012 | (d) 2011 |           |
| <b>2a</b> Enter the lesser of the adjusted net income from Part I or the minimum investment return from Part X for each year listed . . . . .                      |          |               |          |          |           |
| <b>b</b> 85% of line 2a . . . . .  |          |               |          |          |           |
| <b>c</b> Qualifying distributions from Part XII, line 4 for each year listed . . . . .   | N/A      |               |          |          |           |
| <b>d</b> Amounts included in line 2c not used directly for active conduct of exempt activities . . . . .   |          |               |          |          |           |
| <b>e</b> Qualifying distributions made directly for active conduct of exempt activities. Subtract line 2d from line 2c . . . . .                                   |          |               |          |          |           |
| <b>3</b> Complete 3a, b, or c for the alternative test relied upon:  |          |               |          |          |           |
| <b>a</b> "Assets" alternative test—enter:  |          |               |          |          |           |
| <b>(1)</b> Value of all assets . . . . .   |          |               |          |          |           |
| <b>(2)</b> Value of assets qualifying under section 4942(j)(3)(B)(i) . . . . .   |          |               |          |          |           |
| <b>b</b> "Endowment" alternative test—enter 2/3 of minimum investment return shown in Part X, line 6 for each year listed . . . . .                                |          |               |          |          |           |
| <b>c</b> "Support" alternative test—enter:   |          |               |          |          |           |
| <b>(1)</b> Total support other than gross investment income (interest, dividends, rents, payments on securities loans (section 512(a)(5)), or royalties) . . . . . |          |               |          |          |           |
| <b>(2)</b> Support from general public and 5 or more exempt organizations as provided in section 4942(j)(3)(B)(iii) . . . . .                                      |          |               |          |          |           |
| <b>(3)</b> Largest amount of support from an exempt organization . . . . .   |          |               |          |          |           |
| <b>(4)</b> Gross investment income . . . . .   |          |               |          |          |           |

**Part XV Supplementary Information (Complete this part only if the foundation had \$5,000 or more in assets at any time during the year—see instructions.)**

**1 Information Regarding Foundation Managers:**

**a** List any managers of the foundation who have contributed more than 2% of the total contributions received by the foundation before the close of any tax year (but only if they have contributed more than \$5,000). (See section 507(d)(2).)

JOHN MCDOWELL

**b** List any managers of the foundation who own 10% or more of the stock of a corporation (or an equally large portion of the ownership of a partnership or other entity) of which the foundation has a 10% or greater interest.

NONE

**2 Information Regarding Contribution, Grant, Gift, Loan, Scholarship, etc., Programs:**

Check here  if the foundation only makes contributions to preselected charitable organizations and does not accept unsolicited requests for funds. If the foundation makes gifts, grants, etc. (see instructions) to individuals or organizations under other conditions, complete items 2a, b, c, and d.

**a** The name, address, and telephone number or e-mail address of the person to whom applications should be addressed:

JOHN MCDOWELL 110 31ST AVE N #204, NASHVILLE, TN 37203

**b** The form in which applications should be submitted and information and materials they should include:

WRITTEN FORM-STATE EXACT USE OF FUNDS

**c** Any submission deadlines:

NONE

**d** Any restrictions or limitations on awards, such as by geographical areas, charitable fields, kinds of institutions, or other factors:

EDUCATION & HUMANITARIAN FOR PREDOMINANTLY URBAN AREAS MAINLY IN MIDDLE TN AND PA

**Part XV** Supplementary Information (continued)

**3 Grants and Contributions Paid During the Year or Approved for Future Payment**

| Recipient<br>Name and address (home or business)   | If recipient is an individual,<br>show any relationship to<br>any foundation manager<br>or substantial contributor | Foundation<br>status of<br>recipient | Purpose of grant or<br>contribution | Amount         |
|--|--|--------------------------------------|-------------------------------------|----------------|
| <b>a</b> <i>Paid during the year</i><br>NATIONS UNIVERSITY<br>650 POYDRAS ST, STE 1400, NEW ORLEANS LA 70130 |  |                                      | EDUCATION                           | 250            |
| YOUTH EMPLOYMENT SERVICES<br>REACH READING PROGRAM<br>521 MCIVER STREET<br>NASHVILLE TN 37211                |  |                                      | EDUCATION                           | 1500           |
| NASHVILLE INNER CITY MINISTRY<br>1201 JOSEPH AVE<br>NASHVILLE TN 37207                                       |  |                                      | RELEGIOUS                           | 5000           |
| <b>Total</b> . . . . . ▶   |  |                                      |                                     | <b>3a</b> 6750 |
| <b>b</b> <i>Approved for future payment</i>  |  |                                      |                                     |                |
| N/A  |  |                                      |                                     |                |
| <b>Total</b> . . . . . ▶   |  |                                      |                                     | <b>3b</b>      |





**2014**

**The Christ Foundation Values**

|           | <u>#7938</u>     |
|-----------|------------------|
| Jan       | 180990.00        |
| Feb       | 187035.00        |
| March     | 183737.00        |
| April     | 183799.00        |
| May       | 187307.00        |
| June      | 191510.00        |
| July      | 195779.00        |
| August    | 197523.00        |
| September | 192441.00        |
| October   | 195192.00        |
| November  | 194771.00        |
| December  | <u>190300.00</u> |

**\$ 2,280,384.00**

**Monthly Average                    \$    190,032**



Schwab One® Account of  
**THE CHRIST FOUNDATION**

Account Number  
██████████

Statement Period  
**December 1-31, 2014**

Cut paper clutter. Switch to eStatements at [www.schwab.com/paperless](http://www.schwab.com/paperless) or call us today to learn more about how to receive statements only when your account has activity. Also visit [www.schwab.com/premiumstatement](http://www.schwab.com/premiumstatement) to explore the features and benefits of this statement.

**Your Consultant**

Steven Brakman  
VP - Sr Financial Consultant  
tel: 1(615)771-1721  
email: [Steven.Brakman@schwab.com](mailto:Steven.Brakman@schwab.com)

**Customer Service and Account Information**

**Customer Service and Trading:**  
Call your Schwab Representative  
1 (800) 435-9050

**Schwab by Phone™**  
**Automated Services:**  
1 (800) 435-8804

**TeleBroker®:**  
1 (800) 272-4922

**Visit Our Web Site:**  
[schwab.com](http://schwab.com)

**Cost Basis Updates:**  
To provide updates for incomplete cost basis information, please visit [schwab.com/gainloss](http://schwab.com/gainloss)

**Market Monitor**

| Rates                    | Yield |
|--------------------------|-------|
| Value Adv Money Fd SW/XX | 0.01% |
| Sch Investor Money Fund  | 0.01% |

| Indices                      | Year To Date Change |
|------------------------------|---------------------|
| Dow Jones Industrial Average | 7.52%               |
| Standard & Poor's 500 Index® | 11.39%              |
| Schwab 1000 Index®           | 10.89%              |
| NASDAQ Composite Index       | 13.40%              |

THE CHRIST FOUNDATION  
1 BURTON HILLS BLVD STE 100  
NASHVILLE TN 37215-6104



Schwab One® Account of  
THE CHRIST FOUNDATION

Account Number  
[REDACTED]  
Statement Period  
December 1-31, 2014

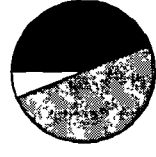
**Change in Account Value** Account Value (\$) Over Last 12 Months [in Thousands]

|   | This Period          | Year to Date         | 1/14 | 2/14 | 3/14 | 4/14 | 5/14 | 6/14 | 7/14 | 8/14 | 9/14 | 10/14 | 11/14 | 12/14 |
|---|----------------------|----------------------|------|------|------|------|------|------|------|------|------|-------|-------|-------|
| <b>Starting Value</b>                               | <b>\$ 194,690.01</b> | <b>\$ 189,785.88</b> | 210  |      |      |      |      |      |      |      |      |       |       |       |
| Cash Value of Purchases & Sales                     | 0.00                 | 912.50               |      |      |      |      |      |      |      |      |      |       |       |       |
| Investments Purchased/Sold                          | 0.00                 | (912.50)             |      |      |      |      |      |      |      |      |      |       |       |       |
| Deposits & Withdrawals                              | 0.00                 | (2,367.00)           |      |      |      |      |      |      |      |      |      |       |       |       |
| Dividends & Interest                                | 180.77               | 2,464.40             |      |      |      |      |      |      |      |      |      |       |       |       |
| Fees & Charges                                      | (8.60)               | (181.87)             |      |      |      |      |      |      |      |      |      |       |       |       |
| Transfers   | 0.00                 | 0.00                 |      |      |      |      |      |      |      |      |      |       |       |       |
| Income Reinvested                                   | 0.00                 | 0.00                 |      |      |      |      |      |      |      |      |      |       |       |       |
| Change in Value of Investments                      | (4,705.92)           | 454.85               |      |      |      |      |      |      |      |      |      |       |       |       |
| <b>Ending Value on 12/31/2014</b>                   | <b>\$ 190,156.26</b> | <b>\$ 190,156.26</b> |      |      |      |      |      |      |      |      |      |       |       |       |
| Accrued Income <sup>d</sup>                         | 144.10               |                      |      |      |      |      |      |      |      |      |      |       |       |       |
| <b>Ending Value with Accrued Income<sup>d</sup></b> | <b>\$ 190,300.36</b> |                      |      |      |      |      |      |      |      |      |      |       |       |       |

**Total Change in Account Value:**  
Including Deposits and Withdrawals **\$ (4,533.75)**  
**(2.33)%**  
**Including Deposits, Withdrawals, and Accrued Income<sup>d</sup>** **\$ (4,389.65)**  
**(2.1)%**

**Asset Composition**

|  | Market Value         | % of Account Assets |
|--|----------------------|---------------------|
| Cash   | \$ 83,950.61         | 44%                 |
| Equities   | 95,168.67            | 50%                 |
| Other Assets                                       | 11,036.98            | 6%                  |
| <b>Total Assets Long</b>                           | <b>\$ 190,156.26</b> |                     |
| <b>Total Account Value</b>                         | <b>\$ 190,156.26</b> | <b>100%</b>         |
| <b>Accrued Income<sup>d</sup></b>                  | <b>144.10</b>        |                     |
| <b>Total Value with Accrued Income<sup>d</sup></b> | <b>\$ 190,300.36</b> |                     |



44% Cash  
50% Equities  
6% Other Assets

**Gain or (Loss) Summary**

| Realized Gain or (Loss) This Period | Unrealized Gain or (Loss)                       |
|-------------------------------------|---|
| Short Term \$0.00                   | All Investments \$12,864.26 <sup>1</sup>        |
| Long Term \$0.00                    | Values may not reflect all of your gains/losses |

**Account Notes**

• Accrued Dividend is \$144.10

Schwab has provided accurate gain and loss information wherever possible for most investments. Cost basis data may be incomplete or unavailable for some of your holdings. Please see "Endnotes for Your Account" section for an explanation of the endnote codes and symbols on this statement.



Schwab One® Account of  
**THE CHRIST FOUNDATION**

Account Number  
[REDACTED]

Statement Period  
**December 1-31, 2014**

| Income Summary      | This Period          |                   | Year to Date         |                   |
|---------------------|----------------------|-------------------|----------------------|-------------------|
|                     | Federally Tax-Exempt | Federally Taxable | Federally Tax-Exempt | Federally Taxable |
| Schwab One Interest | 0.00                 | 0.68              | 0.00                 | 7.30              |
| Cash Dividends      | 0.00                 | 169.29            | 0.00                 | 2,329.63          |
| Total Capital Gains | 0.00                 | 10.80             | 0.00                 | 10.80             |
| Return of Capital   | 0.00                 | 0.00              | 0.00                 | 136.52            |
| <b>Total Income</b> | <b>0.00</b>          | <b>180.77</b>     | <b>0.00</b>          | <b>2,484.25</b>   |

**Investment Detail - Cash**

|                   | Market Value     | % of Account Assets |
|-------------------|------------------|---------------------|
| Cash              | 83,950.61        | 44%                 |
| <b>Total Cash</b> | <b>83,950.61</b> | <b>44%</b>          |
| <b>Total Cash</b> | <b>83,950.61</b> | <b>44%</b>          |

**Investment Detail - Equities**

| Equities               | Quantity | Market Price | Market Value | Cost Basis | Acquired | % of Account Assets | Unrealized Gain or (Loss) | Estimated Yield | Holding Days | Estimated Annual Income | Holding Period |
|------------------------|----------|--------------|--------------|------------|----------|---------------------|---------------------------|-----------------|--------------|-------------------------|----------------|
|                        |          |              |              |            |          |                     |                           |                 |              |                         |                |
| BAIDU INC ADR F        | 75.0000  | 227.9700     | 17,097.75    | 17,097.75  | 9%       | 9%                  | 11,272.50                 | N/A             | N/A          | N/A                     | N/A            |
| SPONSORED ADR          | 75.0000  | 77.6700      | 5,825.25     | 5,825.25   | 06/16/10 |                     | 11,272.50                 | 1659            | 1659         | Long-Term               | Long-Term      |
| 1 ADR REPS 10 CL A ORD |          |              |              |            |          |                     |                           |                 |              |                         |                |
| SYMBOL BIDU            |          |              |              |            |          |                     |                           |                 |              |                         |                |

Schwab has provided accurate gain and loss information wherever possible for most investments. Cost basis data may be incomplete or unavailable for some of your holdings. Please see "Endnotes for Your Account" section for an explanation of the endnote codes and symbols on this statement.



Schwab One® Account of  
THE CHRIST FOUNDATION

Account Number  
~~4212-2-333~~

Statement Period  
December 1-31, 2014

Investment Detail - Equities (continued)

| Equities (continued)               | Quantity Purchased | Market Price Cost Per Share | Market Value Cost Basis | % of Account Assets Acquired | Unrealized Gain or (Loss)   | Estimated Yield Holding Days | Estimated Annual Income Holding Period |
|------------------------------------|--------------------|-----------------------------|-------------------------|------------------------------|-----------------------------|------------------------------|--|
| <b>CAPITALAND LTD ADR F</b>        | <b>705.0000</b>    | <b>4.9600</b>               | <b>3,496.80</b>         | <b>2%</b>                    | <b>(88.75)</b> <sup>1</sup> | <b>2.57%</b>                 | <b>89.99</b>                           |
| SPONSORED ADR                      | 420.0000           | N/A                         | please provide          | 06/16/10                     | N/A                         | 1659                         | Long-Term                              |
| 1 ADR REPS 2 ORD                   | 285.0000           | 5.2714                      | 1,502.35                | 02/11/11                     | (88.75)                     | 1419                         | Long-Term                              |
| SYMBOL: CLLDY                      |                    |                             |                         |                              |                             |                              |  |
| Cost Basis                         |                    |                             | 1,502.35 <sup>1</sup>   |                              |                             |                              |  |
| <b>CATHAY PAC AIRWAYS ADR F</b>    | <b>371.0000</b>    | <b>10.7950</b>              | <b>4,004.95</b>         | <b>2%</b>                    | <b>705.23</b>               | <b>1.19%</b>                 | <b>47.84</b>                           |
| SPONSORED ADR                      | 371.0000           | 8.8941                      | 3,299.72                | 09/16/11                     | 705.23                      | 1202                         | Long-Term                              |
| 1 ADR REP 5 ORD                    |                    |                             |                         |                              |                             |                              |  |
| SYMBOL: CPCAY                      |                    |                             |                         |                              |                             |                              |  |
| <b>CHAODA MODERN AGRIC ADRF</b>    | <b>232.0000</b>    | <b>1.3800</b>               | <b>320.16</b>           | <b>&lt;1%</b>                | <b>(2,925.19)</b>           | <b>N/A</b>                   | <b>N/A</b>                             |
| UNSPONSORED                        | 232.0000           | 13.9885                     | 3,245.35                | 09/16/11                     | (2,925.19)                  | 1202                         | Long-Term                              |
| 1 ADR REPS 50 ORD                  |                    |                             |                         |                              |                             |                              |  |
| SYMBOL: CMGHY                      |                    |                             |                         |                              |                             |                              |  |
| <b>CHINA MOBILE LTD ADR F</b>      | <b>63.0000</b>     | <b>58.8200</b>              | <b>3,705.66</b>         | <b>2%</b>                    | <b>480.56</b>               | <b>3.36%</b>                 | <b>124.88</b>                          |
| SPONSORED ADR                      | 63.0000            | 51.1920                     | 3,225.10                | 09/16/11                     | 480.56                      | 1202                         | Long-Term                              |
| 1 ADR REPS 5 ORD                   |                    |                             |                         |                              |                             |                              |  |
| SYMBOL: CHL                        |                    |                             |                         |                              |                             |                              |  |
| <b>CHINA PETE &amp; CHEM ADR F</b> | <b>44.0000</b>     | <b>81.0100</b>              | <b>3,564.44</b>         | <b>2%</b>                    | <b>319.89</b>               | <b>3.60%</b>                 | <b>128.46</b>                          |
| SPONSORED ADR                      | 44.0000            | 73.7397                     | 3,244.55                | 10/15/10                     | 319.89                      | 1538                         | Long-Term                              |
| 1 SPONS ADR REP 100H SHS           |                    |                             |                         |                              |                             |                              |  |
| SYMBOL: SNP                        |                    |                             |                         |                              |                             |                              |  |
| <b>CSL LTD ADR F</b>               | <b>150.0000</b>    | <b>35.3500</b>              | <b>5,302.50</b>         | <b>3%</b>                    | <b>N/A</b> <sup>1</sup>     | <b>N/A</b>                   | <b>N/A</b>                             |
| SPONSORED ADR                      | 150.0000           | N/A                         | please provide          | 06/16/10                     | N/A                         | 1659                         | Long-Term                              |
| 1 ADR REPS 0.50 ORDS               |                    |                             |                         |                              |                             |                              |  |
| SYMBOL: CSLLY                      |                    |                             |                         |                              |                             |                              |  |

Schwab has provided accurate gain and loss information wherever possible for most investments. Cost basis data may be incomplete or unavailable for some of your holdings. Please see "Endnotes for Your Account" section for an explanation of the endnote codes and symbols on this statement.



Schwab One® Account of  
THE CHRIST FOUNDATION

Account Number  
[REDACTED]

Statement Period  
December 1-31, 2014

Investment Detail - Equities (continued)

| Equities (continued)      | Quantity Purchased | Market Price Cost Per Share | Market Value Cost Basis | % of Account Assets Acquired | Unrealized Gain or (Loss) | Estimated Yield Holding Days | Estimated Annual Income Holding Period |
|---------------------------|--------------------|-----------------------------|-------------------------|------------------------------|---------------------------|------------------------------|--|
| CTRIP COM INTL LTD ADR F  | 94.0000            | 45.5000                     | 4,277.00                | 2%                           | N/A <sup>1</sup>          | N/A                          | N/A                                    |
| SPONSORED ADR             | 94.0000            | N/A                         | please provide          | 06/16/10                     | N/A                       | 1659                         | Long-Term                              |
| 1 ADR REPS 4 ORD          |                    |                             |                         |                              |                           |                              |  |
| SYMBOL: CTRP              |                    |                             |                         |                              |                           |                              |  |
| DBS GROUP HOLDINGS ADR F  | 50.0000            | 62.2300                     | 3,111.50                | 2%                           | N/A <sup>1</sup>          | 2.82%                        | 87.77                                  |
| SPONSORED ADR NEW         | 50.0000            | N/A                         | please provide          | 06/16/10                     | N/A                       | 1659                         | Long-Term                              |
| 1 ADR REP 4 ORD           |                    |                             |                         |                              |                           |                              |  |
| SYMBOL: DBSDY             |                    |                             |                         |                              |                           |                              |  |
| HANWHA SOLARONE CO ADR F  | 425.0000           | 1.1000                      | 467.50                  | <1%                          | (3,255.39)                | N/A                          | N/A                                    |
| SPONSORED ADR             | 100.0000           | 8.7595                      | 875.95                  | 02/11/11                     | (765.95)                  | 1419                         | Long-Term                              |
| 1 ADR REPS 5 ORD          | 125.0000           | 8.7594                      | 1,094.93                | 02/11/11                     | (957.43)                  | 1419                         | Long-Term                              |
| SYMBOL: HSOL              | 200.0000           | 8.7600                      | 1,752.01                | 02/11/11                     | (1,532.01)                | 1419                         | Long-Term                              |
| Cost Basis                |                    |                             | 3,722.89                |                              |                           |                              |  |
| HOPEWELL HIGHWAY ADR F    | 6.0000             | 4.9300                      | 29.58                   | <1%                          | 0.87                      | 5.34%                        | 1.58                                   |
| SPONSORED ADR             | 6.0000             | 4.7850                      | 28.71                   | 10/21/14                     | 0.87                      | 71                           | Short-Term                             |
| 1 ADR REP 1 ORD           |                    |                             |                         |                              |                           |                              |  |
| SYMBOL: HHILY             |                    |                             |                         |                              |                           |                              |  |
| HOPEWELL HLDGS SPON ADR F | 1,200.0000         | 3.6100                      | 4,332.00                | 2%                           | 591.05                    | 4.28%                        | 185.65                                 |
| SPONSORED ADR             | 1,200.0000         | 3.1174                      | 3,740.95                | 02/11/11                     | 591.05                    | 1419                         | Long-Term                              |
| 1 ADR REP 1 ORD           |                    |                             |                         |                              |                           |                              |  |
| SYMBOL: HOWWY             |                    |                             |                         |                              |                           |                              |  |
| INFOSYS LTD SPON ADR F    | 128.0000           | 31.4600                     | 4,026.88                | 2%                           | 1,143.68                  | 3.08%                        | 124.29                                 |
| SPONSORED ADR             | 128.0000           | 22.5250                     | 2,883.20 <sup>e</sup>   | 06/16/10                     | 1,143.68                  | 1659                         | Long-Term                              |
| 1 ADR REP 1 ORD           |                    |                             |                         |                              |                           |                              |  |
| SYMBOL: INFY              |                    |                             |                         |                              |                           |                              |  |

Schwab has provided accurate gain and loss information wherever possible for most investments. Cost basis data may be incomplete or unavailable for some of your holdings. Please see "Endnotes for Your Account" section for an explanation of the endnote codes and symbols on this statement.



Schwab One® Account of  
THE CHRIST FOUNDATION

Account Number  
[REDACTED]

Statement Period  
December 1-31, 2014

Investment Detail - Equities (continued)

| Equities (continued)     | Quantity<br>Units Purchased | Market Price<br>Cost Per Share | Market Value<br>Cost Basis | % of<br>Account<br>Assets<br>Acquired | Unrealized<br>Gain or (Loss) | Estimated<br>Yield<br>Holding Days | Estimated<br>Annual Income<br>Holding Period |
|--------------------------|-----------------------------|--------------------------------|----------------------------|---------------------------------------|------------------------------|------------------------------------|--|
| JA SOLAR HLDGS NEW ADR F | 96.0000                     | 8.1850                         | 785.76                     | <1%                                   | (1,478.23) <sup>1</sup>      | N/A                                | N/A  |
| SPONSORED ADR            | 48.0000                     | N/A                            | please provide             | 06/16/10                              | N/A                          | 1659                               | Long-Term                                    |
| 1 ADR REPS 5 ORD         | 48.0000                     | 38.9814                        | 1,871.11                   | 02/11/11                              | (1,478.23)                   | 1419                               | Long-Term                                    |
| SYMBOL: JASO             |                             |                                | 1,871.11 <sup>1</sup>      |                                       |                              |                                    |  |
| Cost Basis               |                             |                                |                            |                                       |                              |                                    |  |
| L G DISPLAY CO ADR F     | 130.0000                    | 15.1500                        | 1,969.50                   | 1%                                    | N/A <sup>1</sup>             | N/A                                | N/A  |
| SPONSORED ADR            | 130.0000                    | N/A                            | please provide             | 06/16/10                              | N/A                          | 1659                               | Long-Term                                    |
| 1 ADR REP 1/2 ORD        |                             |                                |                            |                                       |                              |                                    |  |
| SYMBOL: LPL              |                             |                                |                            |                                       |                              |                                    |  |
| LDK SOLAR CO LTD ADR F   | 130.0000                    | 0.1000                         | 13.00                      | <1%                                   | (1,192.10)                   | N/A                                | N/A  |
| SPONSORED ADR            | 130.0000                    | 9.2700                         | 1,205.10 <sup>e</sup>      | 06/16/10                              | (1,192.10)                   | 1659                               | Long-Term                                    |
| 1 ADR REP 1 ORD          |                             |                                |                            |                                       |                              |                                    |  |
| SYMBOL: LDKYQ            |                             |                                |                            |                                       |                              |                                    |  |
| NEW WORLD DEVEL CO ADR F | 1,050.0000                  | 2.2300                         | 2,341.50                   | 1%                                    | (1,426.45)                   | 2,77%                              | 64.99  |
| SPONSORED ADR            | 1,050.0000                  | 3.5885                         | 3,767.95                   | 02/11/11                              | (1,426.45)                   | 1419                               | Long-Term                                    |
| 1 ADR REP 2 ORD          |                             |                                |                            |                                       |                              |                                    |  |
| SYMBOL: NDVLY            |                             |                                |                            |                                       |                              |                                    |  |
| PERFECT WORLD CO ADR F   | 170.0000                    | 15.7600                        | 2,679.20                   | 1%                                    | (969.28)                     | N/A                                | N/A  |
| SPONSORED ADR            | 170.0000                    | 21.4616                        | 3,648.48                   | 02/11/11                              | (969.28)                     | 1419                               | Long-Term                                    |
| 1 ADR REP 5 CL B ORD     |                             |                                |                            |                                       |                              |                                    |  |
| SYMBOL: PWRD             |                             |                                |                            |                                       |                              |                                    |  |
| PETROCHINA CO ADR F      | 37.0000                     | 110.9600                       | 4,105.52                   | 2%                                    | (676.73)                     | 4.88%                              | 200.64                                       |
| SPONSORED ADR            | 37.0000                     | 129.2500                       | 4,782.25 <sup>e</sup>      | 06/16/10                              | (676.73)                     | 1659                               | Long-Term                                    |
| 1 ADR REP 100 H SHS      |                             |                                |                            |                                       |                              |                                    |  |
| SYMBOL: PTR              |                             |                                |                            |                                       |                              |                                    |  |

Accrued Dividend: 81.25

Schwab has provided accurate gain and loss information wherever possible for most investments. Cost basis data may be incomplete or unavailable for some of your holdings. Please see "Endnotes for Your Account" section for an explanation of the endnote codes and symbols on this statement.



Schwab One® Account of  
THE CHRIST FOUNDATION

Account Number  
[REDACTED]

Statement Period  
December 1-31, 2014

Investment Detail - Equities (continued)

| Equities (continued)   | Quantity<br>Units Purchased | Market Price<br>Cost Per Share | Market Value<br>Cost Basis | % of<br>Account<br>Assets<br>Acquired | Unrealized<br>Gain or (Loss) | Estimated<br>Yield<br>Holding Days | Estimated<br>Annual Income<br>Holding Period |
|--|-----------------------------|--------------------------------|----------------------------|---------------------------------------|------------------------------|------------------------------------|--|
| RINO INTERNATIONAL CORP<br>SYMBOL: RINO  | 100.0000<br>100.0000        | 0.0001<br>N/A                  | 0.01<br>please provide     | <1%<br>06/16/10                       | N/A <sup>1</sup><br>N/A      | N/A<br>1659                        | N/A<br>Long-Term                             |
| S K TELECOM LTD ADR F<br>SPONSORED ADR<br>1 ADR REP 1/9 ORD<br>SYMBOL: SKM         | 200.0000<br>200.0000        | 27.0100<br>15.4637             | 5,402.00<br>3,092.75       | 3%<br>09/16/11                        | 2,309.25<br>2,309.25         | N/A<br>1202                        | N/A<br>Long-Term                             |
| SINA CORPORATION F<br>SYMBOL: SINA   | 60.0000<br>60.0000          | 37.4100<br>53.8291             | 2,244.60<br>3,229.75       | 1%<br>10/15/10                        | (985.15)<br>(985.15)         | N/A<br>1538                        | N/A<br>Long-Term                             |
| SINGAPORE TLCM ADR NEW F<br>SPONSORED ADR<br>1 ADR REPS 10 ORDS<br>SYMBOL: SGAPY   | 120.0000<br>120.0000        | 29.4600<br>23.7745             | 3,535.20<br>2,852.95       | 2%<br>09/27/10                        | 682.25<br>682.25             | 5.43%<br>1556                      | 192.03<br>Long-Term                          |
| <b>Accrued Dividend: 62.85</b>   |                             |                                |                            |                                       |                              |                                    |  |
| SWIRE PAC LTD CL A ADR F<br>SPONSORED ADR<br>1 ADR REP 1 CL A ORD<br>SYMBOL: SWRAY | 250.0000<br>250.0000        | 12.9700<br>14.6858             | 3,242.50<br>3,671.45       | 2%<br>02/11/11                        | (428.95)<br>(428.95)         | N/A<br>1419                        | N/A<br>Long-Term                             |
| UTD MICROELECTR NEW ADRF<br>SPONSORED ADR<br>1 ADR REP 5 ORD<br>SYMBOL: UMC        | 1,675.0000<br>1,675.0000    | 2.2700<br>1.9028               | 3,802.25<br>3,187.26       | 2%<br>09/16/11                        | 614.99<br>614.99             | 0.07%<br>1202                      | 2.78<br>Long-Term                            |
| UTD OVERSEAS BK SPN ADRF<br>SPONSORED ADR<br>1 ADR REP 2 ORD<br>SYMBOL: UOVEY      | 80.0000<br>80.0000          | 36.9700<br>N/A                 | 2,957.60<br>please provide | 2%<br>06/16/10                        | N/A <sup>1</sup><br>N/A      | 1.73%<br>1659                      | 51.22<br>Long-Term                           |

Schwab has provided accurate gain and loss information wherever possible for most investments. Cost basis data may be incomplete or unavailable for some of your holdings. Please see "Endnotes for Your Account" section for an explanation of the endnote codes and symbols on this statement.



Schwab One® Account of  
THE CHRIST FOUNDATION

Account Number [REDACTED]  
Statement Period  
December 1-31, 2014

Investment Detail - Equities (continued)

| Equities (continued)               | Quantity<br>Units Purchased | Market Price<br>Cost Per Share | Market Value<br>Cost Basis | % of<br>Account<br>Assets<br>Acquired | Unrealized<br>Gain or (Loss) | Estimated<br>Yield<br>Holding Days | Estimated<br>Annual Income<br>Holding Period |
|------------------------------------|-----------------------------|--------------------------------|----------------------------|---------------------------------------|------------------------------|------------------------------------|--|
| WHEELOCK & CO LTD ADR F            | 99.0000                     | 46.6100                        | 4,614.39                   | 2%                                    | 1,460.21                     | 2.12%                              | 98.19  |
| UNSPONSORED ADR                    | 99.0000                     | 31.8604                        | 3,154.18                   | 09/16/11                              | 1,460.21                     | 1202                               | Long-Term                                    |
| 1 ADR REPS 10 ORD<br>SYMBOL: WHLYK |                             |                                |                            |                                       |                              |                                    |  |
| WUXI PHARMATECH ADR F              | 80.0000                     | 33.6700                        | 2,693.60                   | 1%                                    | 1,660.00                     | N/A                                | N/A  |
| SPONSORED ADR                      | 80.0000                     | 12.9200                        | 1,033.60 <sup>e</sup>      | 06/16/10                              | 1,660.00                     | 1659                               | Long-Term                                    |
| 1 ADR REP 8 ORD<br>SYMBOL: WX      |                             |                                |                            |                                       |                              |                                    |  |
| YANZHOU COAL MNG CO ADRF           | 124.0000                    | 8.4300                         | 1,045.32                   | <1%                                   | (155.00)                     | 0.38%                              | 4.00   |
| SPONSORED ADR                      | 124.0000                    | 9.6800                         | 1,200.32 <sup>e</sup>      | 06/16/10                              | (155.00)                     | 1659                               | Long-Term                                    |
| 1 ADR REP 10 H SHS<br>SYMBOL: YZC  |                             |                                |                            |                                       |                              |                                    |  |
| <b>Total Equities</b>              | <b>7,944.0000</b>           |                                | <b>95,168.67</b>           | <b>50%</b>                            | <b>7,659.26<sup>f</sup></b>  |                                    | <b>1,404.31</b>                              |
|                                    |                             | <b>Total Cost Basis:</b>       | <b>67,415.22</b>           |                                       |                              |                                    |  |

Total Accrued Dividend for Equities: 144.10

Estimated Annual Income ("EAI") and Estimated Yield ("EY") calculations are for informational purposes only. The actual income and yield might be lower or higher than the estimated amounts. EY is based upon EAI and the current price of the security and will fluctuate. For certain types of securities, the calculations could include a return of principal or capital gains in which case EAI and EY would be overstated. EY and EAI are not promptly updated to reflect when an issuer has missed a regular payment or announced changes to future payments, in which case EAI and EY will continue to display at a prior rate.

Schwab has provided accurate gain and loss information wherever possible for most investments. Cost basis data may be incomplete or unavailable for some of your holdings. Please see "Endnotes for Your Account" section for an explanation of the endnote codes and symbols on this statement.



Schwab One® Account of  
THE CHRIST FOUNDATION

Account Number

Statement Period  
December 1-31, 2014

**Investment Detail - Other Assets**

| Other Assets  | Quantity<br>Units Purchased | Market Price<br>Cost Per Share | Market Value<br>Cost Basis          | % of<br>Account<br>Assets<br>Acquired | Unrealized<br>Gain or (Loss) | Estimated<br>Yield | Estimated<br>Annual<br>Income |
|---|-----------------------------|--------------------------------|-------------------------------------|---------------------------------------|------------------------------|--------------------|-------------------------------|
|   |                             |                                |                                     |                                       |                              | Holding Days       | Holding Period                |
| ISHARES MSCI KOREA ETF<br>CAPPED<br>SYMBOL: EWY             | 90.0000<br>90.0000          | 55.2900<br>11.0800             | 4,976.10<br>997.20 <sup>e</sup>     | 3%<br>06/16/10                        | 3,978.90<br>3,978.90         | 1.19%<br>1659      | 59.70<br>Long-Term            |
| ISHARES MSCI MALAYSIA<br>MALAYSIA INDEX FUND<br>SYMBOL: EWM | 241.0000<br>241.0000        | 13.4800<br>10.4800             | 3,248.68<br>2,525.68 <sup>e</sup>   | 2%<br>06/16/10                        | 723.00<br>723.00             | 3.47%<br>1659      | 112.80<br>Long-Term           |
| ISHARES MSCI SINGAPORE<br>SINGAPORE ETF<br>SYMBOL: EWS      | 215.0000<br>215.0000        | 13.0800<br>10.7400             | 2,812.20<br>2,309.10 <sup>e</sup>   | 1%<br>06/16/10                        | 503.10<br>503.10             | 3.78%<br>1659      | 106.38<br>Long-Term           |
| <b>Total Other Assets</b>                                   | <b>546.0000</b>             |                                | <b>11,036.98</b><br><b>5,831.98</b> | <b>6%</b>                             | <b>5,205.00</b>              |                    | <b>278.88</b>                 |

Estimated Annual Income ("EAI") and Estimated Yield ("EY") calculations are for informational purposes only. The actual income and yield might be lower or higher than the estimated amounts. EY is based upon EAI and the current price of the security and will fluctuate. For certain types of securities, the calculations could include a return of principal or capital gains in which case EAI and EY would be overstated. EY and EAI are not promptly updated to reflect when an issuer has missed a regular payment or announced changes to future payments, in which case EAI and EY will continue to display at a prior rate.

|                                |                   |
|--------------------------------|-------------------|
| <b>Total Investment Detail</b> | <b>190,156.26</b> |
| <b>Total Account Value</b>     | <b>190,156.26</b> |
| <b>Total Cost Basis</b>        | <b>73,247.20</b>  |

Schwab has provided accurate gain and loss information wherever possible for most investments. Cost basis data may be incomplete or unavailable for some of your holdings. Please see "Endnotes for Your Account" section for an explanation of the endnote codes and symbols on this statement.



Schwab One® Account of  
THE CHRIST FOUNDATION

Account Number  
[REDACTED]

Statement Period  
December 1-31, 2014

**Transaction Detail - Purchases & Sales**

| Equities Activity                  |          | Settle Date | Trade Date  | Transaction                                   | Description | Quantity | Unit Price | Total Amount |
|------------------------------------|----------|-------------|-------------|---|-------------|----------|------------|--------------|
|                                    | 12/08/14 | 12/05/14    | Stock Split | INFOSYS LTD SPON ADR F<br>SPONSORED ADR: INFY | 64.0000     |          |            |              |
| <b>Total Equities Activity</b>     |          |             |             |   |             |          |            | <b>0.00</b>  |
| <b>Total Purchases &amp; Sales</b> |          |             |             |   |             |          |            | <b>0.00</b>  |

**Transaction Detail - Dividends & Interest (including Money Market Fund dividends reinvested)**

| Transaction Date                      | Process Date | Activity        | Description                 | Credit/(Debit) |
|---------------------------------------|--------------|-----------------|-----------------------------|----------------|
| 12/24/14                              | 12/24/14     | Cash Dividend   | ISHARES MSCI KOREA ETF: EWY | 59.70          |
| 12/24/14                              | 12/24/14     | Cash Dividend   | ISHARES MSCI MALAYSIA: EWM  | 56.40          |
| 12/24/14                              | 12/24/14     | LT Cap Gain     | ISHARES MSCI MALAYSIA: EWM  | 10.80          |
| 12/24/14                              | 12/24/14     | Cash Dividend   | ISHARES MSCI SINGAPORE: EWS | 53.19          |
| 12/30/14                              | 12/30/14     | Credit Interest | SCHWAB1 INT 11/26-12/29     | 0.68           |
| <b>Total Dividends &amp; Interest</b> |              |                 |                             | <b>180.77</b>  |

11/26 through 12/29 \$0.68 based on 010% average Schwab One interest rate paid on 34 days in which your account had an average daily balance of \$83,806.01

**Transaction Detail - Fees & Charges**

| Transaction Date | Process Date | Activity          | Description              | Credit/(Debit) |
|------------------|--------------|-------------------|--------------------------|----------------|
| 11/24/14         | 12/02/14     | ADR Pass Thru Fee | HOPEWELL HLDGS SPON ADRF | (0.30)         |
| 12/05/14         | 12/18/14     | ADR Pass Thru Fee | INFOSYS LTD SPON ADR F   | (3.20)         |

Schwab has provided accurate gain and loss information wherever possible for most investments. Cost basis data may be incomplete or unavailable for some of your holdings. Please see "Endnotes for Your Account" section for an explanation of the endnote codes and symbols on this statement.



Schwab One® Account of  
THE CHRIST FOUNDATION

Account Number  
[REDACTED]  
Statement Period  
December 1-31, 2014

**Transaction Detail - Fees & Charges (continued)**

| Transaction Date                | Process Date | Activity          | Description            | Credit/(Debit) |
|---------------------------------|--------------|-------------------|------------------------|----------------|
| 12/09/14                        | 12/09/14     | ADR Pass Thru Fee | PERFECT WORLD CO ADR F | (5.10)         |
| <b>Total Fees &amp; Charges</b> |              |                   |                        | <b>(8.60)</b>  |

**Total Transaction Detail 172.17**

**Pending Corporate Actions**

| Transaction                            | Quantity   | Payable Date | Rate per Share | Share Distribution | Cash Distribution |
|--|------------|--------------|----------------|--------------------|-------------------|
| NEW WORLD DEVEL CO ADR F               | 1,050 0000 | N/A          | 0.0773         |                    | 81.25             |
| SINGAPORE TLMC ADR NEW F               | 120.0000   | N/A          | 0.5237         |                    | 62.85             |
| <b>Total Pending Corporate Actions</b> |            |              |                |                    | <b>144.10</b>     |

*Pending transactions are not included in account value*

**Endnotes For Your Account**

Symbol Endnote Legend

- d** Accrued Income is the sum of the total accrued interest and/or accrued dividends on positions held in your brokerage account, but the income and/or dividends have not been received into your account and Schwab makes no representation that they will. Accrued amounts are not covered by SIPC account protection until actually received and held in the account.
  - e** Data for this holding has been edited or provided by the account holder.
  - i** Value includes incomplete cost basis. If cost basis is not available for an investment, you may be able to provide updates. Please refer to the first page of this statement for instructions or contact information.
- For information on how Schwab pays its representatives, go to <http://www.schwab.com/compensation>

**COST OF PUBLICATION**

**Total      \$9.00**

**PROOF OF PUBLICATION**

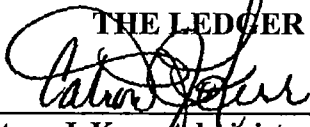
**PUBLIC NOTICE**  
The 2014 annual report of The Chrst Foundation is available for inspection at 413 Meadowcrest Circle, Franklin, TN 37064, phone 601-622-3707, by any citizen who requests it within 180 days after date of this notice  
Joe Dick, Trustee  
May 29, 2015

MKI27517

THE WESTVIEW NEWSPAPER, LLC dba/ THE LEDGER, the Publisher of THE LEDGER, a weekly newspaper of general circulation printed in the State of Tennessee and distributed throughout Davidson, Williamson, Cheatham, Dickson, Wilson, Robertson, Rutherford, Sumner, Montgomery, Knox, Anderson, Blount and Sevier counties in Tennessee, states that the hereto attached publication appeared in THE LEDGER on the following dates:

**May 29, 2015**


**THE WESTVIEW NEWSPAPER, LLC dba/  
THE LEDGER**

By:   
**Catron J. Kerr, Administrative Assistant**

**STATE OF TENNESSEE**

On this 29<sup>th</sup> day of May 2015, the individual above appeared before me, personally known (or proved to me on the basis of satisfactory evidence), who, being by me duly sworn did say that she is an authorized agent of the corporation or association of The Westview Newspaper, LLC, that the instrument was signed and sealed on behalf of the corporation (or association), by authority of its Board of Directors and **Catron Kerr** acknowledged the instrument to be the free act and deed of the corporation (or association) and that the corporation has no corporate seal.

WITNESS my hand and Official Seal at office this 29<sup>th</sup> day of May 2015.

  
**Notary Public**