



See a Social Security Number? Say Something!
Report Privacy Problems to <https://public.resource.org/privacy>
Or call the IRS Identity Theft Hotline at 1-800-908-4490



Form **990-PF**

Department of the Treasury
Internal Revenue Service

Return of Private Foundation

or Section 4947(a)(1) Trust Treated as Private Foundation

Do not enter social security numbers on this form as it may be made public.

Information about Form 990-PF and its instructions is at www.irs.gov/form990pf.

OMB No 1545-0052

2014

Open to Public Inspection

For calendar year 2014, or tax year beginning 01-01-2014, and ending 12-31-2014

Name of foundation LOUISE B WALLACE FOUNDATION 19700 C/O EQUITABLE TRUST COMPANY 19702		A Employer identification number 58-1797048	
Number and street (or P O box number if mail is not delivered to street address) 4400 HARDING ROAD ROOM/SUITE 310		B Telephone number (see instructions) (615) 460-9240	
City or town, state or province, country, and ZIP or foreign postal code NASHVILLE, TN 372055215		C If exemption application is pending, check here <input type="checkbox"/>	
G Check all that apply <div><input type="checkbox"/> Initial return</div> <div><input type="checkbox"/> Initial return of a former public charity</div> <div><input type="checkbox"/> Final return</div> <div><input type="checkbox"/> Amended return</div> <div><input type="checkbox"/> Address change</div> <div><input type="checkbox"/> Name change</div>		D 1. Foreign organizations, check here <input type="checkbox"/> 2. Foreign organizations meeting the 85% test, check here and attach computation <input type="checkbox"/>	
H Check type of organization <input checked="" type="checkbox"/> Section 501(c)(3) exempt private foundation <input type="checkbox"/> Section 4947(a)(1) nonexempt charitable trust <input type="checkbox"/> Other taxable private foundation		E If private foundation status was terminated under section 507(b)(1)(A), check here <input type="checkbox"/>	
I Fair market value of all assets at end of year (from Part II, col. (c), line 16) \$ 15,674,437		F If the foundation is in a 60-month termination under section 507(b)(1)(B), check here <input type="checkbox"/>	
J Accounting method <input checked="" type="checkbox"/> Cash <input type="checkbox"/> Accrual <input type="checkbox"/> Other (specify) _____ (Part I, column (d) must be on cash basis.)			

Part I Analysis of Revenue and Expenses (The total of amounts in columns (b), (c), and (d) may not necessarily equal the amounts in column (a) (see instructions))		(a) Revenue and expenses per books	(b) Net investment income	(c) Adjusted net income	(d) Disbursements for charitable purposes (cash basis only)
Revenue	1 Contributions, gifts, grants, etc , received (attach schedule)				
	2 Check <input checked="" type="checkbox"/> if the foundation is not required to attach Sch B				
	3 Interest on savings and temporary cash investments				
	4 Dividends and interest from securities.	279,201	279,201	279,201	
	5a Gross rents				
	b Net rental income or (loss) _____				
	6a Net gain or (loss) from sale of assets not on line 10	1,465,767			
	b Gross sales price for all assets on line 6a 11,084,586				
	7 Capital gain net income (from Part IV, line 2) . . .		1,465,767		
	8 Net short-term capital gain			49,569	
	9 Income modifications				
	10a Gross sales less returns and allowances				
Operating and Administrative Expenses	b Less Cost of goods sold				
	c Gross profit or (loss) (attach schedule)				
	11 Other income (attach schedule)	282	282	282	
	12 Total. Add lines 1 through 11	1,745,250	1,745,250	329,052	
	13 Compensation of officers, directors, trustees, etc	50,000			
	14 Other employee salaries and wages				
	15 Pension plans, employee benefits				
	16a Legal fees (attach schedule)				
	b Accounting fees (attach schedule)	3,374			
	c Other professional fees (attach schedule)	142,566	86,249		
	17 Interest				
	18 Taxes (attach schedule) (see instructions) . . .	12,158	1,786		
	19 Depreciation (attach schedule) and depletion . . .				
	20 Occupancy				
	21 Travel, conferences, and meetings				
	22 Printing and publications				
	23 Other expenses (attach schedule)				
	24 Total operating and administrative expenses. Add lines 13 through 23	208,098	88,035		0
	25 Contributions, gifts, grants paid	714,750			714,750
	26 Total expenses and disbursements. Add lines 24 and 25	922,848	88,035		714,750
	27 Subtract line 26 from line 12				
	a Excess of revenue over expenses and disbursements	822,402			
	b Net investment income (if negative, enter -0-)		1,657,215		
	c Adjusted net income (if negative, enter -0-)			329,052	

Part II

Balance Sheets

Attached schedules and amounts in the description column should be for end-of-year amounts only (See instructions)

		Beginning of year	End of year	
		(a) Book Value	(b) Book Value	(c) Fair Market Value
Assets	1Cash—non-interest-bearing			
	2Savings and temporary cash investments	859,099	986,275	986,275
	3Accounts receivable ▶ _____ Less allowance for doubtful accounts ▶ _____			
	4Pledges receivable ▶ _____ Less allowance for doubtful accounts ▶ _____			
	5Grants receivable			
	6Receivables due from officers, directors, trustees, and other disqualified persons (attach schedule) (see instructions)			
	7Other notes and loans receivable (attach schedule) ▶ _____ Less allowance for doubtful accounts ▶ _____			
	8Inventories for sale or use			
	9Prepaid expenses and deferred charges			
	10aInvestments—U S and state government obligations (attach schedule)			
	bInvestments—corporate stock (attach schedule)	11,867,277	12,479,075	14,000,614
	cInvestments—corporate bonds (attach schedule).			
	11Investments—land, buildings, and equipment basis ▶ _____ Less accumulated depreciation (attach schedule) ▶ _____			
	12Investments—mortgage loans			
	13Investments—other (attach schedule)	569,554	701,070	685,724
	14Land, buildings, and equipment basis ▶ _____ Less accumulated depreciation (attach schedule) ▶ _____			
	15Other assets (describe ▶ _____)	49,912	1,824	1,824
	16Total assets (to be completed by all filers—see the instructions Also, see page 1, item I)	13,345,842	14,168,244	15,674,437
Liabilities	17Accounts payable and accrued expenses			
	18Grants payable			
	19Deferred revenue			
	20Loans from officers, directors, trustees, and other disqualified persons			
	21Mortgages and other notes payable (attach schedule)			
	22Other liabilities (describe ▶ _____)			
	23Total liabilities (add lines 17 through 22)		0	
Net Assets or Fund Balances	Foundations that follow SFAS 117, check here ▶ <input type="checkbox"/> and complete lines 24 through 26 and lines 30 and 31.			
	24Unrestricted			
	25Temporarily restricted			
	26Permanently restricted			
	Foundations that do not follow SFAS 117, check here ▶ <input checked="" type="checkbox"/> and complete lines 27 through 31.			
	27Capital stock, trust principal, or current funds			
	28Paid-in or capital surplus, or land, bldg , and equipment fund			
	29Retained earnings, accumulated income, endowment, or other funds	13,345,842	14,168,244	
	30Total net assets or fund balances (see instructions)	13,345,842	14,168,244	
	31Total liabilities and net assets/fund balances (see instructions) . . .	13,345,842	14,168,244	

Part III

Analysis of Changes in Net Assets or Fund Balances

1	Total net assets or fund balances at beginning of year—Part II, column (a), line 30 (must agree with end-of-year figure reported on prior year’s return)	1	13,345,842
2	Enter amount from Part I, line 27a	2	822,402
3	Other increases not included in line 2 (itemize) ▶ _____	3	
4	Add lines 1, 2, and 3	4	14,168,244
5	Decreases not included in line 2 (itemize) ▶ _____	5	
6	Total net assets or fund balances at end of year (line 4 minus line 5)—Part II, column (b), line 30	6	14,168,244

Part IV

Capital Gains and Losses for Tax on Investment Income

(a) List and describe the kind(s) of property sold (e g , real estate, 2-story brick warehouse, or common stock, 200 shs MLC Co)		(b) How acquired P—Purchase D—Donation	(c) Date acquired (mo , day, yr)	(d) Date sold (mo , day, yr)
1a	See Additional Data Table			
b				
c				
d				
e				

(e) Gross sales price	(f) Depreciation allowed (or allowable)	(g) Cost or other basis plus expense of sale	(h) Gain or (loss) (e) plus (f) minus (g)
a See Additional Data Table			
b			
c			
d			
e			

Complete only for assets showing gain in column (h) and owned by the foundation on 12/31/69			(I) Gains (Col (h) gain minus col (k), but not less than -0-) or Losses (from col (h))
(i) F M V as of 12/31/69	(j) Adjusted basis as of 12/31/69	(k) Excess of col (i) over col (j), if any	
a See Additional Data Table			
b			
c			
d			
e			

2	Capital gain net income or (net capital loss)	{ If gain, also enter in Part I, line 7 If (loss), enter -0- in Part I, line 7 }	2	1,465,767
3	Net short-term capital gain or (loss) as defined in sections 1222(5) and (6) If gain, also enter in Part I, line 8, column (c) (see instructions) If (loss), enter -0- in Part I, line 8	}	3	49,569

Part V

Qualification Under Section 4940(e) for Reduced Tax on Net Investment Income

(For optional use by domestic private foundations subject to the section 4940(a) tax on net investment income)

If section 4940(d)(2) applies, leave this part blank

Was the foundation liable for the section 4942 tax on the distributable amount of any year in the base period? ☐ Yes ☒ No

If "Yes," the foundation does not qualify under section 4940(e) Do not complete this part

1 Enter the appropriate amount in each column for each year, see instructions before making any entries

(a) Base period years Calendar year (or tax year beginning in)	(b) Adjusted qualifying distributions	(c) Net value of noncharitable-use assets	(d) Distribution ratio (col (b) divided by col (c))
2013	967,048	14,865,363	0 065054
2012	532,000	13,457,067	0 039533
2011	572,400	14,382,571	0 039798
2010	592,000	13,643,235	0 043391
2009	674,388	11,690,727	0 057686

2	Total of line 1, column (d).	2	0 245462
3	Average distribution ratio for the 5-year base period—divide the total on line 2 by 5, or by the number of years the foundation has been in existence if less than 5 years	3	0 049092
4	Enter the net value of noncharitable-use assets for 2014 from Part X, line 5.	4	15,441,987
5	Multiply line 4 by line 3.	5	758,078
6	Enter 1% of net investment income (1% of Part I, line 27b).	6	16,572
7	Add lines 5 and 6.	7	774,650
8	Enter qualifying distributions from Part XII, line 4.	8	714,750

If line 8 is equal to or greater than line 7, check the box in Part VI, line 1b, and complete that part using a 1% tax rate See
the Part VI instructions

Part VIExcise Tax Based on Investment Income (Section 4940(a), 4940(b), 4940(e), or 4948—see page 18 of the instructions)

1a

Exempt operating foundations described in section 4940(d)(2), check here ☐ and enter "N/A" on line 1

Date of ruling or determination letter

(attach copy of letter if necessary—see instructions)

1

Domestic foundations that meet the section 4940(e) requirements in Part V, check here ☐ and enter 1% of Part I, line 27b

2

All other domestic foundations enter 2% of line 27b Exempt foreign organizations enter 4% of Part I, line 12, col (b)

2

Tax under section 511 (domestic section 4947(a)(1) trusts and taxable foundations only Others enter -0-)

3

Add lines 1 and 2.

4

Subtitle A (income) tax (domestic section 4947(a)(1) trusts and taxable foundations only Others enter -0-)

5

Tax based on investment income. Subtract line 4 from line 3 If zero or less, enter -0-

6

Credits/Payments

6a

2014 estimated tax payments and 2013 overpayment credited to 2014

6b

Exempt foreign organizations—tax withheld at source

6c

Tax paid with application for extension of time to file (Form 8868)

6d

Backup withholding erroneously withheld

7

Total credits and payments Add lines 6a through 6d.

8

Enter any penalty for underpayment of estimated tax Check here ☐ if Form 2220 is attached

9

Tax due. If the total of lines 5 and 8 is more than line 7, enter amount owed

10

Overpayment. If line 7 is more than the total of lines 5 and 8, enter the amount overpaid.

11

Enter the amount of line 10 to be Credited to 2015 estimated tax Refunded

13,144

33,144

33,144

13,160

19,984

Part VII-AStatements Regarding Activities

1a

During the tax year, did the foundation attempt to influence any national, state, or local legislation or did it participate or intervene in any political campaign?

1a

No

b

Did it spend more than \$100 during the year (either directly or indirectly) for political purposes (see Instructions for definition)?

1b

No

If the answer is "Yes" to 1a or 1b, attach a detailed description of the activities and copies of any materials published or distributed by the foundation in connection with the activities.

1c

No

c

Did the foundation file Form 1120-POL for this year?

1c

No

d

Enter the amount (if any) of tax on political expenditures (section 4955) imposed during the year (1) On the foundation \$ (2) On foundation managers \$

1d

e

Enter the reimbursement (if any) paid by the foundation during the year for political expenditure tax imposed on foundation managers \$

1e

2

Has the foundation engaged in any activities that have not previously been reported to the IRS?

2

No

If "Yes," attach a detailed description of the activities.

2

3

Has the foundation made any changes, not previously reported to the IRS, in its governing instrument, articles of incorporation, or bylaws, or other similar instruments? If "Yes," attach a conformed copy of the changes

3

No

4a

Did the foundation have unrelated business gross income of \$1,000 or more during the year?

4a

No

b

If "Yes," has it filed a tax return on Form 990-T for this year?

4b

5

Was there a liquidation, termination, dissolution, or substantial contraction during the year?

5

No

If "Yes," attach the statement required by General Instruction T.

5

6

Are the requirements of section 508(e) (relating to sections 4941 through 4945) satisfied either

6

Yes

By language in the governing instrument, or

6

By state legislation that effectively amends the governing instrument so that no mandatory directions that conflict with the state law remain in the governing instrument?

6

Yes

7

Did the foundation have at least \$5,000 in assets at any time during the year? If "Yes," complete Part II, col. (c), and Part XV.

7

Yes

8a

Enter the states to which the foundation reports or with which it is registered (see instructions)

8a

TN

8a

b

If the answer is "Yes" to line 7, has the foundation furnished a copy of Form 990-PF to the Attorney General (or designate) of each state as required by General Instruction G? If "No," attach explanation

8b

Yes

9

Is the foundation claiming status as a private operating foundation within the meaning of section 4942(j)(3) or 4942(j)(5) for calendar year 2014 or the taxable year beginning in 2014 (see instructions for Part XIV)?

9

No

If "Yes," complete Part XIV

9

10

Did any persons become substantial contributors during the tax year? If "Yes," attach a schedule listing their names and addresses.

10

No

Form 990-PF (2014)

Part VII-A

Statements Regarding Activities *(continued)*

11	At any time during the year, did the foundation, directly or indirectly, own a controlled entity within the meaning of section 512(b)(13)? If "Yes," attach schedule (see instructions).	11		No
12	Did the foundation make a distribution to a donor advised fund over which the foundation or a disqualified person had advisory privileges? If "Yes," attach statement (see instructions)	12		No
13	Did the foundation comply with the public inspection requirements for its annual returns and exemption application?	13	Yes	
Website address ▶ NONE				
14	The books are in care of ▶EQUITABLE TRUST COMPANY AGENT Telephone no ▶(615) 460-9240 Located at ▶4400 HARDING ROAD SUITE 310 NASHVILLE TN ZIP +4 ▶372055215			
15	Section 4947(a)(1) nonexempt charitable trusts filing Form 990-PF in lieu of Form 1041 —Check here ▶ <input type="checkbox"/> and enter the amount of tax-exempt interest received or accrued during the year ▶	15		
16	At any time during calendar year 2014, did the foundation have an interest in or a signature or other authority over a bank, securities, or other financial account in a foreign country?	16	Yes	No
See instructions for exceptions and filing requirements for FinCEN Form 114, Report of Foreign Bank and Financial Accounts (FBAR) If "Yes", enter the name of the foreign country ▶				

Part VII-B

Statements Regarding Activities for Which Form 4720 May Be Required

File Form 4720 if any item is checked in the "Yes" column, unless an exception applies.			Yes	No
1a	During the year did the foundation (either directly or indirectly) (1) Engage in the sale or exchange, or leasing of property with a disqualified person? <input type="checkbox"/> Yes <input checked="" type="checkbox"/> No (2) Borrow money from, lend money to, or otherwise extend credit to (or accept it from) a disqualified person?. <input type="checkbox"/> Yes <input checked="" type="checkbox"/> No (3) Furnish goods, services, or facilities to (or accept them from) a disqualified person? <input type="checkbox"/> Yes <input checked="" type="checkbox"/> No (4) Pay compensation to, or pay or reimburse the expenses of, a disqualified person? <input type="checkbox"/> Yes <input checked="" type="checkbox"/> No (5) Transfer any income or assets to a disqualified person (or make any of either available for the benefit or use of a disqualified person)?. <input type="checkbox"/> Yes <input checked="" type="checkbox"/> No (6) Agree to pay money or property to a government official? (Exception. Check "No" if the foundation agreed to make a grant to or to employ the official for a period after termination of government service, if terminating within 90 days). <input type="checkbox"/> Yes <input checked="" type="checkbox"/> No			
b	If any answer is "Yes" to 1a(1)–(6), did any of the acts fail to qualify under the exceptions described in Regulations section 53.4941(d)-3 or in a current notice regarding disaster assistance (see instructions)? 1b Organizations relying on a current notice regarding disaster assistance check here. ▶ <input type="checkbox"/>			
c	Did the foundation engage in a prior year in any of the acts described in 1a, other than excepted acts, that were not corrected before the first day of the tax year beginning in 2014?. 1c			
2	Taxes on failure to distribute income (section 4942) (does not apply for years the foundation was a private operating foundation defined in section 4942(j)(3) or 4942(j)(5))			
a	At the end of tax year 2014, did the foundation have any undistributed income (lines 6d and 6e, Part XIII) for tax year(s) beginning before 2014?. <input type="checkbox"/> Yes <input checked="" type="checkbox"/> No If "Yes," list the years ▶ 20____, 20____, 20____, 20____			
b	Are there any years listed in 2a for which the foundation is not applying the provisions of section 4942(a)(2) (relating to incorrect valuation of assets) to the year's undistributed income? (If applying section 4942(a)(2) to all years listed, answer "No" and attach statement—see instructions). 2b			
c	If the provisions of section 4942(a)(2) are being applied to any of the years listed in 2a, list the years here ▶ 20____, 20____, 20____, 20____			
3a	Did the foundation hold more than a 2% direct or indirect interest in any business enterprise at any time during the year?. <input type="checkbox"/> Yes <input checked="" type="checkbox"/> No			
b	If "Yes," did it have excess business holdings in 2014 as a result of (1) any purchase by the foundation or disqualified persons after May 26, 1969, (2) the lapse of the 5-year period (or longer period approved by the Commissioner under section 4943(c)(7)) to dispose of holdings acquired by gift or bequest, or (3) the lapse of the 10-, 15-, or 20-year first phase holding period? (<i>Use Schedule C, Form 4720, to determine if the foundation had excess business holdings in 2014.</i>). 3b			
4a	Did the foundation invest during the year any amount in a manner that would jeopardize its charitable purposes?	4a		No
b	Did the foundation make any investment in a prior year (but after December 31, 1969) that could jeopardize its charitable purpose that had not been removed from jeopardy before the first day of the tax year beginning in 2014?	4b		No

Part VII-B

Statements Regarding Activities for Which Form 4720 May Be Required (continued)

5a

During the year did the foundation pay or incur any amount to

(1) Carry on propaganda, or otherwise attempt to influence legislation (section 4945(e))?

☐ Yes ☒ No

(2) Influence the outcome of any specific public election (see section 4955), or to carry on, directly or indirectly, any voter registration drive?

☐ Yes ☒ No

(3) Provide a grant to an individual for travel, study, or other similar purposes?

☐ Yes ☒ No

(4) Provide a grant to an organization other than a charitable, etc , organization described in section 4945(d)(4)(A)? (see instructions).

☐ Yes ☒ No

(5) Provide for any purpose other than religious, charitable, scientific, literary, or educational purposes, or for the prevention of cruelty to children or animals?

☐ Yes ☒ No

b

If any answer is "Yes" to 5a(1)–(5), did **any** of the transactions fail to qualify under the exceptions described in Regulations section 53.4945 or in a current notice regarding disaster assistance (see instructions)?

5b

Organizations relying on a current notice regarding disaster assistance check here.

☒

c

If the answer is "Yes" to question 5a(4), does the foundation claim exemption from the tax because it maintained expenditure responsibility for the grant?

☐ Yes ☐ No

If "Yes," attach the statement required by Regulations section 53.4945–5(d).

6a

Did the foundation, during the year, receive any funds, directly or indirectly, to pay premiums on a personal benefit contract?

☐ Yes ☒ No

b

Did the foundation, during the year, pay premiums, directly or indirectly, on a personal benefit contract?

6b

No

If "Yes" to 6b, file Form 8870.

7a

At any time during the tax year, was the foundation a party to a prohibited tax shelter transaction?

☐ Yes ☒ No

b

If yes, did the foundation receive any proceeds or have any net income attributable to the transaction?

7b

Part VIII

Information About Officers, Directors, Trustees, Foundation Managers, Highly Paid Employees, and Contractors

1

List all officers, directors, trustees, foundation managers and their compensation (see instructions).

(a) Name and address	(b) Title, and average hours per week devoted to position	(c) Compensation (If not paid, enter -0-)	(d) Contributions to employee benefit plans and deferred compensation	(e) Expense account, other allowances
J BRANSFORD WALLACE JR 4400 HARDING ROAD SUITE 310 NASHVILLE,TN 37205	TRUSTEE 1 00	12,500	0	0
ANNE B NESBITT 4400 HARDING ROAD SUITE 310 NASHVILLE,TN 37205	TRUSTEE 1 00	12,500	0	0
ELIZABETH W CALDWELL 4400 HARDING ROAD SUITE 310 NASHVILLE,TN 37205	TRUSTEE 1 00	12,500	0	0
ELENA W GRAVES 4400 HARDING ROAD SUITE 310 NASHVILLE,TN 37205	TRUSTEE 1 00	12,500	0	0

2

Compensation of five highest-paid employees (other than those included on line 1—see instructions). If none, enter "NONE."

(a) Name and address of each employee paid more than \$50,000	(b) Title, and average hours per week devoted to position	(c) Compensation	(d) Contributions to employee benefit plans and deferred compensation	(e) Expense account, other allowances
NONE				

Total number of other employees paid over \$50,000.

Form 990-PF (2014)

Part VIII

Information About Officers, Directors, Trustees, Foundation Managers, Highly Paid Employees, and Contractors (continued)

3 Five highest-paid independent contractors for professional services (see instructions). If none, enter "NONE".		
(a) Name and address of each person paid more than \$50,000	(b) Type of service	(c) Compensation
NONE		
Total number of others receiving over \$50,000 for professional services.		

Part IX-A

Summary of Direct Charitable Activities

List the foundation's four largest direct charitable activities during the tax year. Include relevant statistical information such as the number of organizations and other beneficiaries served, conferences convened, research papers produced, etc.	Expenses
1	
2	
3	
4	

Part IX-B

Summary of Program-Related Investments (see instructions)

Describe the two largest program-related investments made by the foundation during the tax year on lines 1 and 2	Amount
1 N/A	
2	
All other program-related investments. See instructions.	
3	
Total. Add lines 1 through 3.	

Part X

Minimum Investment Return (All domestic foundations must complete this part. Foreign foundations, see instructions.)

1	Fair market value of assets not used (or held for use) directly in carrying out charitable, etc , purposes		
a	Average monthly fair market value of securities.	1a	14,513,223
b	Average of monthly cash balances.	1b	1,163,921
c	Fair market value of all other assets (see instructions).	1c	0
d	Total (add lines 1a, b, and c).	1d	15,677,144
e	Reduction claimed for blockage or other factors reported on lines 1a and 1c (attach detailed explanation).	1e	
2	Acquisition indebtedness applicable to line 1 assets.	2	
3	Subtract line 2 from line 1d.	3	15,677,144
4	Cash deemed held for charitable activities Enter 1 1/2% of line 3 (for greater amount, see instructions).	4	235,157
5	Net value of noncharitable-use assets. Subtract line 4 from line 3 Enter here and on Part V, line 4	5	15,441,987
6	Minimum investment return. Enter 5% of line 5.	6	772,099

Part XI

Distributable Amount (see instructions) (Section 4942(j)(3) and (j)(5) private operating foundations and certain foreign organizations check here ☐ and do not complete this part.)

1	Minimum investment return from Part X, line 6.	1	772,099
2a	Tax on investment income for 2014 from Part VI, line 5.	2a	33,144
b	Income tax for 2014 (This does not include the tax from Part VI).	2b	
c	Add lines 2a and 2b.	2c	33,144
3	Distributable amount before adjustments Subtract line 2c from line 1.	3	738,955
4	Recoveries of amounts treated as qualifying distributions.	4	
5	Add lines 3 and 4.	5	738,955
6	Deduction from distributable amount (see instructions).	6	
7	Distributable amount as adjusted Subtract line 6 from line 5 Enter here and on Part XIII, line 1.	7	738,955

Part XII

Qualifying Distributions (see instructions)

1	Amounts paid (including administrative expenses) to accomplish charitable, etc , purposes		
a	Expenses, contributions, gifts, etc —total from Part I, column (d), line 26.	1a	714,750
b	Program-related investments—total from Part IX-B.	1b	
2	Amounts paid to acquire assets used (or held for use) directly in carrying out charitable, etc , purposes.	2	
3	Amounts set aside for specific charitable projects that satisfy the		
a	Suitability test (prior IRS approval required).	3a	
b	Cash distribution test (attach the required schedule).	3b	
4	Qualifying distributions. Add lines 1a through 3b Enter here and on Part V, line 8, and Part XIII, line 4	4	714,750
5	Foundations that qualify under section 4940(e) for the reduced rate of tax on net investment income Enter 1% of Part I, line 27b (see instructions).	5	
6	Adjusted qualifying distributions. Subtract line 5 from line 4.	6	714,750

Note: The amount on line 6 will be used in Part V, column (b), in subsequent years when calculating whether the foundation qualifies for the section 4940(e) reduction of tax in those years

Part XIII

Undistributed Income (see instructions)

	(a) Corpus	(b) Years prior to 2013	(c) 2013	(d) 2014
1 Distributable amount for 2014 from Part XI, line 7				738,955
2 Undistributed income, if any, as of the end of 2014				
a Enter amount for 2013 only.			168,288	
b Total for prior years 20____, 20____, 20____				
3 Excess distributions carryover, if any, to 2014				
a From 2009.				
b From 2010.				
c From 2011.				
d From 2012.				
e From 2013.				
f Total of lines 3a through e.				
4 Qualifying distributions for 2014 from Part XII, line 4 ▶ \$ 714,750				
a Applied to 2013, but not more than line 2a			168,288	
b Applied to undistributed income of prior years (Election required—see instructions).				
c Treated as distributions out of corpus (Election required—see instructions).				
d Applied to 2014 distributable amount.				546,462
e Remaining amount distributed out of corpus				
5 Excess distributions carryover applied to 2014 (If an amount appears in column (d), the same amount must be shown in column (a).)				
6 Enter the net total of each column as indicated below:				
a Corpus Add lines 3f, 4c, and 4e Subtract line 5				
b Prior years' undistributed income Subtract line 4b from line 2b.				
c Enter the amount of prior years' undistributed income for which a notice of deficiency has been issued, or on which the section 4942(a) tax has been previously assessed.				
d Subtract line 6c from line 6b Taxable amount—see instructions				
e Undistributed income for 2013 Subtract line 4a from line 2a Taxable amount—see instructions				
f Undistributed income for 2014 Subtract lines 4d and 5 from line 1 This amount must be distributed in 2015				192,493
7 Amounts treated as distributions out of corpus to satisfy requirements imposed by section 170(b)(1)(F) or 4942(g)(3) (Election may be required - see instructions).				
8 Excess distributions carryover from 2009 not applied on line 5 or line 7 (see instructions). . .				
9 Excess distributions carryover to 2015. Subtract lines 7 and 8 from line 6a				
10 Analysis of line 9				
a Excess from 2010. . . .				
b Excess from 2011. . . .				
c Excess from 2012. . . .				
d Excess from 2013. . . .				
e Excess from 2014. . . .				

Part XIV

4942(j)(3) or 4942(j)(5)

3

Part XV

1

2

[illegible]

Part XV

Supplementary Information (continued)

3 Grants and Contributions Paid During the Year or Approved for Future Payment

Recipient	If recipient is an individual, show any relationship to any foundation manager or substantial contributor	Foundation status of recipient	Purpose of grant or contribution	Amount
Name and address (home or business)				
a Paid during the year See Additional Data Table				
Total			3a	714,750
b Approved for future payment				
Total			3b	

Enter gross amounts unless otherwise indicated

Part XVI-B Relationship of Activities to the Accomplishment of Exempt Purposes

Form **990-PF** (2014)

Form 990PF Part IV - Capital Gains and Losses for Tax on Investment Income - Columns a - d

(a) List and describe the kind(s) of property sold (e g , real estate, 2-story brick warehouse, or common stock, 200 shs MLC Co)	(b) How acquired P—Purchase D—Donation	(c) Date acquired (mo , day, yr)	(d) Date sold (mo , day, yr)
EQUITABLE 19700 - ST (SEE ATTACHED)	P	2014-01-01	2014-12-31
EQUITABLE 19700 - LT (SEE ATTACHED)	P	2013-01-01	2014-12-31
EQUITABLE 19701 - ST (SEE ATTACHED)	P	2014-01-01	2014-12-31
EQUITABLE 19701 - LT (SEE ATTACHED)	P	2013-01-01	2014-12-31
EQUITABLE 19702 - ST (SEE ATTACHED)	P	2014-01-01	2014-12-31
EQUITABLE 19702 - LT (SEE ATTACHED)	P	2013-01-01	2014-12-31
EQUITABLE 19670 - ST (SEE ATTACHED)	P	2014-01-01	2014-12-31
EQUITABLE 19671 - ST (SEE ATTACHED)	P	2014-01-01	2014-12-31


Form 990PF Part IV - Capital Gains and Losses for Tax on Investment Income - Columns e - h

(e) Gross sales price	(f) Depreciation allowed (or allowable)	(g) Cost or other basis plus expense of sale	(h) Gain or (loss) (e) plus (f) minus (g)
920,175		994,337	-74,162
5,845,374		4,690,756	1,154,618
346,364		311,906	34,458
509,038		424,209	84,829
896,577		898,289	-1,712
952,953		826,974	125,979
1,261,367		1,212,419	48,948
301,966		259,929	42,037


Form 990PF Part IV - Capital Gains and Losses for Tax on Investment Income - Columns i - l

Complete only for assets showing gain in column (h) and owned by the foundation on 12/31/69			(l) Gains (Col (h) gain minus col (k), but not less than -0-) or Losses (from col (h))
(i) F M V as of 12/31/69	(j) Adjusted basis as of 12/31/69	(k) Excess of col (i) over col (j), if any	
			-74,162
			1,154,618
			34,458
			84,829
			-1,712
			125,979
			48,948
			42,037


Form 990PF Part XV Line 3 - Grants and Contributions Paid During the Year or Approved for Future Payment

Recipient	If recipient is an individual, show any relationship to any foundation manager or substantial contributor	Foundation status of recipient	Purpose of grant or contribution	Amount
Name and address (home or business)				
a Paid during the year				
US HUNTER JUMPER ASSOCIATION 3870 CIGAR LANE LEXINGTON,KY 40511	NONE	EXEMPT	TO SUPPORT CHARITY	2,500
GARDEN CLUB OF NASHVILLE P O BOX 50608 NASHVILLE,TN 37205	NONE	EXEMPT	TO SUPPORT CHARITY	12,000
SADDLE UP 1549 OLD HILLSBORO ROAD FRANKLIN,TN 37069	NONE	EXEMPT	TO SUPPORT CHARITY	2,400
GERMANTOWN CHARITY HORSE SHOW 7745 POPLAR PIKE GERMANTOWN,TN 38138	NONE	EXEMPT	TO SUPPORT CHARITY	2,400
HARPETH HALL SCHOOL 3801 HOBBS ROAD NASHVILLE,TN 37215	NONE	EXEMPT	TO SUPPORT SCHOOL	15,000
CUMBERLAND HEIGHTS PO BOX 90727 NASHVILLE,TN 37209	NONE	EXEMPT	TO SUPPORT CHARITY	5,000
CUMBERLAND RIVER COMPACT 2 VICTORY AVENUE STE 300 NASHVILLE,TN 37213	NONE	EXEMPT	TO SUPPORT CHARITY	5,000
CHRISTIAN WOMENS JOB CORP PO BOX 22388 NASHVILLE,TN 37202	NONE	EXEMPT	TO SUPPORT CHARITY	3,000
NASHVILLE DOLPHINS 73 WHITE BRIDGE RD 103 NASHVILLE,TN 37205	NONE	EXEMPT	TO SUPPORT CHARITY	5,000
EATING DISORDERS COALITION OFTN 2120 CRESTMOOR RD 3000 NASHVILLE,TN 37215	NONE	EXEMPT	TO SUPPORT CHARITY	2,500
BOY SCOUTS OF MIDDLE TN 3414 HILLSBORO PIKE NASHVILLE,TN 37215	NONE	EXEMPT	TO SUPPORT CHARITY	2,500
UNIVERSITY OF MISSISSIPPI PO BOX 1848 UNIVERSITY,MS 38677	NONE	EXEMPT	TO SUPPORT SCHOOL	10,000
BELIZE PROJECT PO BOX 158271 NASHVILLE,TN 37215	NONE	EXEMPT	TO SUPPORT CHARITY	5,000
COVENANT PRESBYTERIAN CHURCH 33 BURTON HILLS BLVD NASHVILLE,TN 37215	NONE	EXEMPT	TO SUPPORT CHURCH	25,000
CENTERSTONE 1101 SIXTH AVENUE NORTH NASHVILLE,TN 37208	NONE	EXEMPT	TO SUPPORT CHARITY	15,000
Total  3a				714,750


Form 990PF Part XV Line 3 - Grants and Contributions Paid During the Year or Approved for Future Payment

Recipient	If recipient is an individual, show any relationship to any foundation manager or substantial contributor	Foundation status of recipient	Purpose of grant or contribution	Amount
Name and address (home or business)				
a <i>Paid during the year</i>				
UNIVERSITY OF ALABAMA PO BOX 870132 TUSCALOOSA,AL 35487	NONE	EXEMPT	TO SUPPORT SCHOOL	35,000
NASHVILLE HUMANE SOCIETY 213 OCEOLA AVENUE NASHVILLE,TN 37209	NONE	EXEMPT	TO SUPPORT CHARITY	2,500
SALAMA 1205 8TH AVENUE SOUTH NASHVILLE,TN 37203	NONE	EXEMPT	TO SUPPORT CHARITY	11,600
HOPE CLINIC 1810 HAYES STREET NASHVILLE,TN 37203	NONE	EXEMPT	TO SUPPORT CHARITY	5,000
COVENANT SCHOOL 33 BURTON HILLS BLVD NASHVILLE,TN 37215	NONE	EXEMPT	TO SUPPORT SCHOOL	5,000
FRIENDS FOR LIFE 43 NORTH CLEVELAND MEMPHIS,TN 38104	NONE	EXEMPT	TO SUPPORT CHARITY	5,000
BOYS & GIRLS CLUBS OF MIDDLE TN 1704 CHARLOTTE AVE 200 NASHVILLE,TN 37203	NONE	EXEMPT	TO SUPPORT CHARITY	15,000
HART 102 WOODMONT BLVD 200 NASHVILLE,TN 37205	NONE	EXEMPT	TO SUPPORT CHARITY	20,000
REFORMED UNIV FELLOWSHIP 1700 N BROWN ROAD 104 LAWRENCEVILLE,GA 30043	NONE	EXEMPT	TO SUPPORT CHARITY	3,500
ST GEORGES EPISCOPAL CHURCH 4715 HARDING ROAD NASHVILLE,TN 37205	NONE	EXEMPT	TO SUPPORT CHURCH	40,000
CURE ALZHEIMERS FUND 34 WASHINGTON ST 300 WELLESLEY HILLS,MA 02481	NONE	EXEMPT	TO SUPPORT CHARITY	5,000
HIGH HOPES 301 HIGH HOPES COURT FRANKLIN,TN 37064	NONE	EXEMPT	TO SUPPORT CHARITY	3,500
ST LUKES COMMUNITY CENTER 5601 NEWYORK AVENUE NASHVILLE,TN 37209	NONE	EXEMPT	TO SUPPORT CHARITY	10,000
ENSWORTH SCHOOL 7401 HIGHWAY 100 NASHVILLE,TN 37221	NONE	EXEMPT	TO SUPPORT SCHOOL	25,000
END SLAVERY 50 VANTAGE WAY STE 255 NASHVILLE,TN 37228	NONE	EXEMPT	TO SUPPORT CHARITY	3,000
Total  3a				714,750

Form 990PF Part XV Line 3 - Grants and Contributions Paid During the Year or Approved for Future Payment

Recipient	If recipient is an individual, show any relationship to any foundation manager or substantial contributor	Foundation status of recipient	Purpose of grant or contribution	Amount
Name and address (home or business)				
a Paid during the year				
UNIVERSITY OF VIRGINIA PO BOX 400160 CHARLOTTESVILLE,VA 22904	NONE	EXEMPT	TO SUPPORT SCHOOL	18,250
ABINTRA MONTESSORI SCHOOL 914 DAVIDSON DRIVE NASHVILLE,TN 37205	NONE	EXEMPT	TO SUPPORT SCHOOL	1,500
MEN OF VALOR 1420 DONELSON PIKE STE B6 NASHVILLE,TN 37217	NONE	EXEMPT	TO SUPPORT CHARITY	265,000
ARC OF DAVIDSON COUNTY 111 NORTH WILSON BLVD NASHVILLE,TN 37205	NONE	EXEMPT	TO SUPPORT CHARITY	1,000
UNIVERSITY COMMUNITY HEALTH SVCS 2410 FRANKLIN PIKE NASHVILLE,TN 37204	NONE	EXEMPT	TO SUPPORT CHARITY	500
FRIENDS OF WARNER PARKS 50 VAUGHN ROAD NASHVILLE,TN 37221	NONE	EXEMPT	TO SUPPORT CHARITY	5,000
VANDERBILT KENNEDY CENTER 110 MAGNOLIA CIRCLE NASHVILLE,TN 37203	NONE	EXEMPT	TO SUPPORT CHARITY	5,000
MAGDALENE INC 5122 CHARLOTTE PIKE NASHVILLE,TN 37209	NONE	EXEMPT	TO SUPPORT CHARITY	3,600
FRANKLIN CLASSICAL SCHOOL HILLSBORO ROAD FRANKLIN,TN 37069	NONE	EXEMPT	TO SUPPORT SCHOOL	5,000
DAYSTAR MINISTRIES 2801 AZALEA PLACE NASHVILLE,TN 37204	NONE	EXEMPT	TO SUPPORT CHARITY	5,000
THE ROOTS OF MUSIC 828 ROYAL ST 521 NEWORLEANS,LA 70116	NONE	EXEMPT	TO SUPPORT CHARITY	5,000
BAREFOOT REPUBLIC CAMP 1226 LAKEVIEW DRIVE G FRANKLIN,TN 37067	NONE	EXEMPT	TO SUPPORT CHARITY	25,000
HOMEWORK HOTLINE 4805 PARK AVENUE NASHVILLE,TN 37209	NONE	EXEMPT	TO SUPPORT CHARITY	1,000
FATHER RYAN HIGH SCHOOL 700 NORWOOD DRIVE NASHVILLE,TN 37203	NONE	EXEMPT	TO SUPPORT SCHOOL	5,000
NATIONAL DOWN SYNDROME CONGRESS 30 MANSELL COURT STE 108 ROSWELL,GA 30078	NONE	EXEMPT	TO SUPPORT CHARITY	500
Total  3a				714,750

Form 990PF Part XV Line 3 - Grants and Contributions Paid During the Year or Approved for Future Payment

Recipient	If recipient is an individual, show any relationship to any foundation manager or substantial contributor	Foundation status of recipient	Purpose of grant or contribution	Amount
Name and address (home or business)				
a <i>Paid during the year</i>				
SOUTHERN METHODIST UNIVERSITY 6425 BOAZ LANE DALLAS,TX 75205	NONE	EXEMPT	TO SUPPORT SCHOOL	5,000
CHEEKWOOD 1200 FORREST PARK DRIVE NASHVILLE,TN 37205	NONE	EXEMPT	TO SUPPORT CHARITY	5,000
ANTIQUES & GARDEN SHOW OF NASHVILLE PO BOX 50950 NASHVILLE,TN 37205	NONE	EXEMPT	TO SUPPORT CHARITY	1,500
BEST BUDDIES TENNESSEE 116 WILSON PIKE CIR 207 BRENTWOOD,TN 37027	NONE	EXEMPT	TO SUPPORT CHARITY	5,000
NICHOLAS CAROLAND SCHOLARSHIP FUND 4001 HARDING PIKE NASHVILLE,TN 37205	NONE	EXEMPT	TO SUPPORT CHARITY	5,000
HORTICULTURE SOCIETY OF MIDDLE TN 1200 FORREST PARK DRIVE NASHVILLE,TN 37205	NONE	EXEMPT	TO SUPPORT CHARITY	1,500
UNIVERSITY OF THE SOUTH 735 UNIVERSITY AVENUE SEWANEE,TN 37383	NONE	EXEMPT	TO SUPPORT SCHOOL	25,000
FRIST GALA 919 BROADWAY NASHVILLE,TN 37203	NONE	EXEMPT	TO SUPPORT CHARITY	5,000
REGEN JEWETT SCHOLARSHIP FUND 4001 HARDING PIKE NASHVILLE,TN 37205	NONE	EXEMPT	TO SUPPORT CHARITY	5,000
YMCA OF MIDDLE TN 1000 CHURCH STREET NASHVILLE,TN 37203	NONE	EXEMPT	TO SUPPORT CHARITY	7,500
MONTEAGLE SUNDAY SCHOOL ASSEMBLY 1 ASSEMBLY AVENUE MONTEAGLE,TN 37356	NONE	EXEMPT	TO SUPPORT CHARITY	1,500
Total  3a				714,750

TY 2014 Accounting Fees Schedule**Name:** LOUISE B WALLACE FOUNDATION 19700

C/O EQUITABLE TRUST COMPANY 19702

EIN: 58-1797048

Category	Amount	Net Investment Income	Adjusted Net Income	Disbursements for Charitable Purposes
TAX PREPRATION FEES	3,374			

**TY 2014 Investments Corporate
Stock Schedule**

Name: LOUISE B WALLACE FOUNDATION 19700
C/O EQUITABLE TRUST COMPANY 19702
EIN: 58-1797048

Name of Stock	End of Year Book Value	End of Year Fair Market Value
MUTUAL FUNDS/EQUITIES	12,479,075	14,000,614

TY 2014 Investments - Other Schedule

Name: LOUISE B WALLACE FOUNDATION 19700

C/O EQUITABLE TRUST COMPANY 19702

EIN: 58-1797048

Category / Item	Listed at Cost or FMV	Book Value	End of Year Fair Market Value
ALTERNATIVE INVESTMENT FUNDS	AT COST	701,070	685,724

TY 2014 Other Assets Schedule**Name:** LOUISE B WALLACE FOUNDATION 19700

C/O EQUITABLE TRUST COMPANY 19702

EIN: 58-1797048

Description	Beginning of Year - Book Value	End of Year - Book Value	End of Year - Fair Market Value
INVESTMENT INCOME RECEIVABLE 19700	1,636	2	2
INVESTMENT INCOME RECEIVABLE 19701	242	2	2
INVESTMENT INCOME RECEIVABLE 19702	255	1,162	1,162
CAPITAL GAIN RECEIVABLE 19702	18,654		
LT CAP GAIN DIST RECEIVABLE 19702	4,125		
INVESTMENT INCOME RECEIVABLE 19670		1	1
CAPITAL GAIN RECEIVABLE 19670		82	82
INVESTMENT INCOME RECEIVABLE 19671		575	575
CASH REVERSAL / RECEIVABLE	25,000		

TY 2014 Other Income Schedule

Name: LOUISE B WALLACE FOUNDATION 19700

C/O EQUITABLE TRUST COMPANY 19702

EIN: 58-1797048

Description	Revenue And Expenses Per Books	Net Investment Income	Adjusted Net Income
SECS LITIGATION PROCEEDS	282	282	282

TY 2014 Other Professional Fees Schedule**Name:** LOUISE B WALLACE FOUNDATION 19700

C/O EQUITABLE TRUST COMPANY 19702

EIN: 58-1797048

Category	Amount	Net Investment Income	Adjusted Net Income	Disbursements for Charitable Purposes
INVESTMENT ADVISORY FEES	86,204	86,204		
FIDUCIARY FEES - EQUITABLE TRUST	56,317			
SECURITY PROCESSING FEES	45	45		

TY 2014 Taxes Schedule**Name:** LOUISE B WALLACE FOUNDATION 19700

C/O EQUITABLE TRUST COMPANY 19702

EIN: 58-1797048

Category	Amount	Net Investment Income	Adjusted Net Income	Disbursements for Charitable Purposes
2014 ESTIMATED TAX PAYMENTS	10,372			
FOREIGN TAXES PAID	1,694	1,694		
ADR FEES	92	92		

Tax Worksheet

(01/01/2014 To 12/31/2014)

Tax ID : 58-1797048

Account Name : Agt Louise B Wallace Fdtn - Nuance

Account Number: 19670

State of Domicile: Tennessee

Administrator : Darlinda Jones

Accountant : Blankenship CPA Group PLLC

Attn: Mike Dunn

Brentwood TN 37027

* * Schedule D * *

Shares/PV	Asset Sold	Date Acquired	How Acq	Date Sold	Holding Period	Sales Proceeds	Original Cost	Realized Gain/Loss
56	Avery Dennison Corp	08/29/2014	P	12/16/2014	Short	2,849.90	2,698.15	151.75
51	Avery Dennison Corp	08/29/2014	P	12/02/2014	Short	2,539.89	2,457.24	82.65
23	Avery Dennison Corp	09/02/2014	P	12/16/2014	Short	1,170.50	1,107.76	62.74
86	Avery Dennison Corp	09/02/2014	P	12/18/2014	Short	4,330.96	4,142.04	188.92
30	Avery Dennison Corp	09/03/2014	P	12/02/2014	Short	1,494.05	1,446.52	47.53
28	Avery Dennison Corp	09/05/2014	P	12/02/2014	Short	1,394.45	1,364.51	29.94
88	Cabot Microelectronics Corp	07/24/2014	P	12/26/2014	Short	4,304.70	3,569.93	734.77
10	Cabot Microelectronics Corp	09/03/2014	P	10/27/2014	Short	472.86	426.70	46.16
76	Cabot Microelectronics Corp	09/04/2014	P	10/27/2014	Short	3,593.71	3,243.28	350.43
19	Cabot Microelectronics Corp	09/05/2014	P	10/30/2014	Short	910.78	806.51	104.27
27	Cabot Microelectronics Corp	09/05/2014	P	10/27/2014	Short	1,276.71	1,146.08	130.63
15	Cabot Microelectronics Corp	09/05/2014	P	10/28/2014	Short	728.83	636.71	92.12
4	Cabot Microelectronics Corp	09/22/2014	P	10/31/2014	Short	193.41	167.82	25.59
30	Cabot Microelectronics Corp	09/22/2014	P	12/23/2014	Short	1,416.57	1,258.68	157.89
45	Cabot Microelectronics Corp	09/23/2014	P	10/31/2014	Short	2,175.85	1,888.94	286.91
30	Cabot Microelectronics Corp	09/25/2014	P	10/30/2014	Short	1,438.07	1,260.34	177.73
30	Cabot Microelectronics Corp	09/25/2014	P	10/31/2014	Short	1,450.56	1,260.33	190.23
6	Cabot Microelectronics Corp	09/29/2014	P	12/23/2014	Short	283.31	251.05	32.26
2	Cabot Microelectronics Corp	09/29/2014	P	12/26/2014	Short	97.83	83.38	14.45
13	Cabot Microelectronics Corp	09/29/2014	P	12/26/2014	Short	635.92	543.94	91.98
107	Cameron International Corp	04/17/2014	P	06/20/2014	Short	7,220.69	6,802.26	418.43
114	Cameron International Corp	04/17/2014	P	04/24/2014	Short	7,409.75	7,247.27	162.48
106	Cameron International Corp	04/17/2014	P	07/14/2014	Short	7,238.13	6,738.68	499.45
210	Cameron International Corp	04/17/2014	P	07/02/2014	Short	14,374.71	13,350.22	1,024.49
207	Cameron International Corp	04/17/2014	P	07/24/2014	Short	15,008.76	13,159.51	1,849.25
517	Capitol Federal Financial Inc	04/17/2014	P	05/20/2014	Short	6,100.98	6,439.44	-338.46
570	Capitol Federal Financial Inc	04/17/2014	P	06/06/2014	Short	6,917.26	7,099.58	-182.32
97	Clean Harbours Inc	04/17/2014	P	12/08/2014	Short	4,436.29	5,346.54	-910.25

Tax Worksheet

(01/01/2014 To 12/31/2014)

Tax ID : 58-1797048

Account Name : Agt Louise B Wallace Fdtn - Nuance

Account Number: 19670

State of Domicile: Tennessee

Administrator : Darlinda Jones

Accountant : Blankenship CPA Group PLLC

Attn: Mike Dunn

Brentwood TN 37027

97 Clean Harbours Inc	04/17/2014 P 05/09/2014 Short	5,805.23	5,346.54	458.69
45 Clean Harbours Inc	04/17/2014 P 12/04/2014 Short	2,051.37	2,480.36	-428.99
237 Clean Harbours Inc	04/17/2014 P 06/06/2014 Short	14,538.42	13,063.20	1,475.22
81 Clean Harbours Inc	04/17/2014 P 04/25/2014 Short	4,949.04	4,464.64	484.40
47 Clean Harbours Inc	04/17/2014 P 12/03/2014 Short	2,154.98	2,590.59	-435.61
26 Clean Harbours Inc	08/07/2014 P 10/29/2014 Short	1,320.26	1,501.62	-181.36
120 Clean Harbours Inc	08/07/2014 P 10/28/2014 Short	6,079.37	6,930.53	-851.16
1 Clean Harbours Inc	08/07/2014 P 10/30/2014 Short	48.96	57.75	-8.79
79 Clean Harbours Inc	09/08/2014 P 12/01/2014 Short	3,601.66	4,485.33	-883.67
77 Clean Harbours Inc	09/08/2014 P 10/30/2014 Short	3,769.78	4,371.77	-601.99
11 Clean Harbours Inc	09/11/2014 P 12/02/2014 Short	502.30	614.90	-112.60
122 Clean Harbours Inc	09/12/2014 P 12/03/2014 Short	5,593.80	6,809.49	-1,215.69
73 Clean Harbours Inc	09/15/2014 P 12/02/2014 Short	3,333.45	4,076.03	-742.58
38 Clean Harbours Inc	09/22/2014 P 12/01/2014 Short	1,732.45	2,139.70	-407.25
102 Clean Harbours Inc	09/23/2014 P 12/01/2014 Short	4,650.25	5,740.72	-1,090.47
23 Clean Harbours Inc	09/23/2014 P 12/02/2014 Short	1,050.26	1,294.47	-244.21
8 Clean Harbours Inc	09/29/2014 P 12/03/2014 Short	366.81	441.34	-74.53
68 Compass Minerals International	04/17/2014 P 07/01/2014 Short	6,531.44	5,830.06	701.38
38 Compass Minerals International	04/17/2014 P 09/05/2014 Short	3,392.40	3,257.97	134.43
76 Compass Minerals International	04/17/2014 P 05/20/2014 Short	6,997.22	6,515.94	481.28
52 Compass Minerals International	04/17/2014 P 05/07/2014 Short	4,824.97	4,458.28	366.69
266 Conagra Inc	06/24/2014 P 09/22/2014 Short	8,898.30	7,662.80	1,235.50
494 Conagra Inc	06/24/2014 P 09/04/2014 Short	16,026.15	14,230.90	1,795.25
71 Conagra Inc	06/24/2014 P 09/23/2014 Short	2,364.97	2,045.33	319.64
158 Conagra Inc	06/24/2014 P 08/05/2014 Short	4,813.44	4,551.59	261.85
220 Conagra Inc	06/25/2014 P 10/08/2014 Short	7,334.11	6,325.97	1,008.14
193 Conagra Inc	06/25/2014 P 10/20/2014 Short	6,590.34	5,549.60	1,040.74
137 Conagra Inc	06/25/2014 P 09/23/2014 Short	4,563.38	3,939.35	624.03
206 Conagra Inc	06/25/2014 P 10/15/2014 Short	6,865.25	5,923.40	941.85
217 Conagra Inc	06/25/2014 P 09/30/2014 Short	7,182.30	6,239.71	942.59

Tax Worksheet

(01/01/2014 To 12/31/2014)

Tax ID : 58-1797048

Account Name : Agt Louise B Wallace Fdtn - Nuance

Account Number: 19670

State of Domicile: Tennessee

Administrator : Darlinda Jones

Accountant : Blankenship CPA Group PLLC

Attn: Mike Dunn

Brentwood TN 37027

124 Consolidated Edison Inc	04/17/2014 P 09/30/2014 Short	7,030.27	7,051.39	-21.12
112 Consolidated Edison Inc	04/17/2014 P 09/29/2014 Short	6,306.78	6,368.99	-62.21
120 Consolidated Edison Inc	04/17/2014 P 10/01/2014 Short	6,849.32	6,823.92	25.40
66 Exxon Mobil Corp	04/17/2014 P 05/05/2014 Short	6,746.17	6,623.94	122.23
268 Exxon Mobil Corp	04/17/2014 P 10/09/2014 Short	24,914.18	26,897.23	-1,983.05
70 Exxon Mobil Corp	04/17/2014 P 05/02/2014 Short	7,192.34	7,025.40	166.94
173 Goldcorp Inc	04/17/2014 P 08/11/2014 Short	4,865.17	4,157.03	708.14
311 Goldcorp Inc	04/17/2014 P 07/11/2014 Short	8,771.69	7,473.05	1,298.64
200 Goldcorp Inc	04/17/2014 P 06/24/2014 Short	5,534.28	4,805.82	728.46
333 Goldcorp Inc	04/17/2014 P 08/08/2014 Short	9,405.41	8,001.69	1,403.72
224 Goldcorp Inc	04/17/2014 P 06/13/2014 Short	5,630.37	5,382.52	247.85
240 Goldcorp Inc	04/17/2014 P 06/27/2014 Short	6,650.30	5,766.98	883.32
284 Goldcorp Inc	04/17/2014 P 08/14/2014 Short	8,314.86	6,824.27	1,490.59
565 Great Plains Energy Inc	08/04/2014 P 12/24/2014 Short	15,864.51	13,791.31	2,073.20
236 Great Plains Energy Inc	08/06/2014 P 11/05/2014 Short	6,369.35	5,762.11	607.24
50 Great Plains Energy Inc	08/06/2014 P 12/24/2014 Short	1,403.94	1,220.78	183.16
113 Great Plains Energy Inc	09/22/2014 P 11/03/2014 Short	3,054.29	2,819.17	235.12
158 Great Plains Energy Inc	09/22/2014 P 10/23/2014 Short	4,149.86	3,941.85	208.01
22 Great Plains Energy Inc	09/24/2014 P 11/03/2014 Short	594.64	539.28	55.36
24 Great Plains Energy Inc	09/24/2014 P 11/05/2014 Short	647.73	588.30	59.43
254 Great Plains Energy Inc	09/24/2014 P 11/05/2014 Short	6,877.33	6,226.20	651.13
180 Great Plains Energy Inc	09/29/2014 P 12/24/2014 Short	5,054.18	4,370.13	684.05
106 Great Plains Energy Inc	09/29/2014 P 12/26/2014 Short	2,997.40	2,573.52	423.88
110 Great Plains Energy Inc	10/02/2014 P 12/24/2014 Short	3,088.67	2,677.42	411.25
135 Great Plains Energy Inc	10/03/2014 P 11/03/2014 Short	3,648.93	3,312.94	335.99
1,498 Hillshire Brands Company	04/17/2014 P 05/12/2014 Short	52,507.04	54,048.89	-1,541.85
81 Imperial Oil Ltd	04/17/2014 P 12/11/2014 Short	3,442.16	3,836.10	-393.94
210 Imperial Oil Ltd	04/17/2014 P 12/17/2014 Short	8,868.79	9,945.46	-1,076.67
167 Imperial Oil Ltd	04/17/2014 P 05/20/2014 Short	8,142.74	7,909.00	233.74
55 Imperial Oil Ltd	04/17/2014 P 12/16/2014 Short	2,292.75	2,604.76	-312.01
151 Imperial Oil Ltd	04/17/2014 P 04/24/2014 Short	7,261.76	7,151.25	110.51

Tax Worksheet

(01/01/2014 To 12/31/2014)

Tax ID : 58-1797048

Account Name : Agt Louise B Wallace Fdtn - Nuance

Account Number: 19670

State of Domicile: Tennessee

Administrator : Darlinda Jones

Accountant : Blankenship CPA Group PLLC

Attn: Mike Dunn

Brentwood TN 37027

62 Kellogg Co	04/17/2014 P 10/10/2014 Short	3,776.66	4,103.48	-326.82
63 Kellogg Co	04/17/2014 P 10/09/2014 Short	3,822.85	4,169.66	-346.81
192 Kellogg Co	04/17/2014 P 11/19/2014 Short	12,645.49	12,707.53	-62.04
100 Kellogg Co	04/17/2014 P 10/02/2014 Short	6,055.78	6,618.51	-562.73
123 Kellogg Co	04/17/2014 P 10/20/2014 Short	7,544.97	8,140.77	-595.80
129 Kellogg Co	04/17/2014 P 08/25/2014 Short	8,354.71	8,537.88	-183.17
104 Kellogg Co	04/17/2014 P 04/29/2014 Short	6,979.17	6,883.25	95.92
102 Kellogg Co	04/17/2014 P 10/27/2014 Short	6,338.44	6,750.88	-412.44
20 Kellogg Co	04/17/2014 P 12/11/2014 Short	1,333.55	1,323.70	9.85
23 Kellogg Co	04/17/2014 P 11/18/2014 Short	1,518.54	1,522.26	-3.72
21 Kellogg Co	07/31/2014 P 12/11/2014 Short	1,400.22	1,281.03	119.19
83 Kellogg Co	08/04/2014 P 12/11/2014 Short	5,534.23	5,137.95	396.28
454 Knowles Corp	06/24/2014 P 10/10/2014 Short	8,788.83	14,269.13	-5,480.30
226 Knowles Corp	06/25/2014 P 10/10/2014 Short	4,375.06	7,014.05	-2,638.99
244 Knowles Corp	07/24/2014 P 10/10/2014 Short	4,723.52	7,522.62	-2,799.10
29 Knowles Corp	09/08/2014 P 10/10/2014 Short	561.40	904.51	-343.11
166 Knowles Corp	09/09/2014 P 10/10/2014 Short	3,213.54	5,138.60	-1,925.06
421 Knowles Corp	09/25/2014 P 10/10/2014 Short	8,150.00	11,352.64	-3,202.64
100 Knowles Corp	10/08/2014 P 10/10/2014 Short	1,935.87	2,429.34	-493.47
6 Lindsay Corporation	10/01/2014 P 11/25/2014 Short	533.16	444.58	88.58
11 Lindsay Corporation	10/01/2014 P 12/03/2014 Short	977.31	815.06	162.25
12 Lindsay Corporation	10/02/2014 P 11/25/2014 Short	1,066.33	900.72	165.61
12 Lindsay Corporation	10/03/2014 P 10/23/2014 Short	1,047.22	904.01	143.21
49 Lindsay Corporation	10/03/2014 P 11/25/2014 Short	4,354.16	3,691.39	662.77
48 Lindsay Corporation	10/08/2014 P 12/03/2014 Short	4,264.61	3,543.31	721.30
200 MetLife	04/17/2014 P 07/02/2014 Short	11,243.79	10,200.68	1,043.11
375 MetLife	04/17/2014 P 06/20/2014 Short	21,130.71	19,126.27	2,004.44
106 MetLife	04/17/2014 P 06/04/2014 Short	5,793.98	5,406.36	387.62
78 MetLife	04/17/2014 P 09/04/2014 Short	4,329.67	3,978.27	351.40
170 MetLife	04/17/2014 P 07/03/2014 Short	9,742.57	8,670.58	1,071.99
130 MetLife	04/17/2014 P 07/09/2014 Short	7,322.19	6,630.44	691.75

Tax Worksheet

(01/01/2014 To 12/31/2014)

Tax ID : 58-1797048

Account Name : Agt Louise B Wallace Fdtn - Nuance

Account Number: 19670

State of Domicile: Tennessee

Administrator : Darlinda Jones

Accountant : Blankenship CPA Group PLLC

Attn: Mike Dunn

Brentwood TN 37027

173 MetLife	05/20/2014 P 09/04/2014 Short	9,603.00	8,564.95	1,038.05
10 MKS Instruments Inc	04/17/2014 P 12/30/2014 Short	369.84	287.33	82.51
144 MKS Instruments Inc	04/17/2014 P 11/03/2014 Short	5,224.96	4,137.49	1,087.47
12 MKS Instruments Inc	04/17/2014 P 07/09/2014 Short	380.99	344.79	36.20
154 MKS Instruments Inc	04/17/2014 P 10/23/2014 Short	5,342.65	4,424.82	917.83
259 MKS Instruments Inc	04/17/2014 P 08/06/2014 Short	8,435.75	7,441.74	994.01
319 MKS Instruments Inc	04/17/2014 P 08/04/2014 Short	10,094.60	9,165.70	928.90
151 MKS Instruments Inc	04/17/2014 P 07/03/2014 Short	4,789.76	4,338.62	451.14
103 MKS Instruments Inc	04/17/2014 P 12/23/2014 Short	3,837.12	2,959.46	877.66
20 MKS Instruments Inc	04/17/2014 P 12/26/2014 Short	744.38	574.65	169.73
12 MKS Instruments Inc	04/17/2014 P 07/08/2014 Short	376.18	344.79	31.39
24 MKS Instruments Inc	04/17/2014 P 11/04/2014 Short	868.47	689.58	178.89
177 MKS Instruments Inc	04/17/2014 P 11/06/2014 Short	6,374.53	5,085.67	1,288.86
67 MKS Instruments Inc	04/17/2014 P 11/05/2014 Short	2,425.10	1,925.08	500.02
59 MKS Instruments Inc	04/17/2014 P 12/24/2014 Short	2,200.85	1,695.22	505.63
344 MKS Instruments Inc	04/17/2014 P 07/01/2014 Short	10,947.28	9,884.01	1,063.27
25 MKS Instruments Inc	04/17/2014 P 10/31/2014 Short	909.63	718.32	191.31
174 MKS Instruments Inc	04/24/2014 P 06/05/2014 Short	5,135.31	5,111.97	23.34
30 MKS Instruments Inc	04/24/2014 P 07/01/2014 Short	954.71	881.37	73.34
26 MKS Instruments Inc	04/25/2014 P 07/01/2014 Short	827.41	748.95	78.46
165 Mosaic Co	04/17/2014 P 05/20/2014 Short	8,173.00	8,041.72	131.28
280 Mosaic Co	04/17/2014 P 09/30/2014 Short	12,409.81	13,646.56	-1,236.75
150 Mosaic Co	04/17/2014 P 10/02/2014 Short	6,344.58	7,310.66	-966.08
121 Mosaic Co	04/17/2014 P 09/15/2014 Short	5,611.44	5,897.26	-285.82
208 Mosaic Co	04/17/2014 P 10/07/2014 Short	8,917.78	10,137.44	-1,219.66
320 Mosaic Co	04/17/2014 P 10/02/2014 Short	13,546.00	15,596.06	-2,050.06
141 Mosaic Co	04/17/2014 P 10/01/2014 Short	6,142.48	6,872.01	-729.53
62 Mosaic Co	07/08/2014 P 10/08/2014 Short	2,665.82	2,974.28	-308.46
47 Mosaic Co	07/08/2014 P 10/07/2014 Short	2,015.08	2,254.70	-239.62
108 Northern Trust	04/17/2014 P 08/25/2014 Short	7,441.55	6,422.11	1,019.44
112 Northern Trust	04/17/2014 P 07/23/2014 Short	7,442.96	6,659.97	782.99

Tax Worksheet

(01/01/2014 To 12/31/2014)

Tax ID : 58-1797048

Account Name : Agt Louise B Wallace Fdtn - Nuance

Account Number: 19670

State of Domicile: Tennessee

Administrator : Darlinda Jones

Accountant : Blankenship CPA Group PLLC

Attn: Mike Dunn

Brentwood TN 37027

334 Northern Trust	04/17/2014 P 08/04/2014 Short	22,056.44	19,860.98	2,195.46
106 Northern Trust	04/17/2014 P 08/19/2014 Short	7,133.42	6,303.18	830.24
180 Northern Trust	04/17/2014 P 07/22/2014 Short	11,854.59	10,703.52	1,151.07
99 Northern Trust	04/17/2014 P 08/11/2014 Short	6,551.32	5,886.94	664.38
99 Northern Trust	04/24/2014 P 07/22/2014 Short	6,520.02	6,023.46	496.56
36 Patterson Cos Inc	04/17/2014 P 12/01/2014 Short	1,729.15	1,480.07	249.08
50 Patterson Cos Inc	04/17/2014 P 11/18/2014 Short	2,339.49	2,055.65	283.84
263 Patterson Cos Inc	04/17/2014 P 11/06/2014 Short	11,579.13	10,812.75	766.38
97 Patterson Cos Inc	04/17/2014 P 11/19/2014 Short	4,515.73	3,987.97	527.76
39 Patterson Cos Inc	04/17/2014 P 11/21/2014 Short	1,823.12	1,603.41	219.71
105 Patterson Cos Inc	04/17/2014 P 12/02/2014 Short	5,044.20	4,316.88	727.32
14 Patterson Cos Inc	04/17/2014 P 12/11/2014 Short	681.22	575.58	105.64
175 Patterson Cos Inc	04/17/2014 P 12/05/2014 Short	8,538.76	7,194.79	1,343.97
179 Patterson Cos Inc	04/17/2014 P 11/20/2014 Short	8,382.95	7,359.25	1,023.70
279 Patterson Cos Inc	04/17/2014 P 12/19/2014 Short	13,679.43	11,470.56	2,208.87
127 Patterson Cos Inc	04/17/2014 P 12/08/2014 Short	6,194.01	5,221.36	972.65
113 Patterson Cos Inc	04/17/2014 P 11/28/2014 Short	5,451.60	4,645.78	805.82
14 Patterson Cos Inc	09/23/2014 P 12/19/2014 Short	686.42	570.92	115.50
100 Proassurance Corp	04/29/2014 P 12/10/2014 Short	4,795.57	4,586.79	208.78
141 Schlumberger Ltd	04/17/2014 P 04/29/2014 Short	14,476.57	14,147.39	329.18
202 Schlumberger Ltd	04/17/2014 P 06/06/2014 Short	21,292.51	20,267.89	1,024.62
196 Schlumberger Ltd	04/17/2014 P 06/20/2014 Short	21,352.91	19,665.88	1,687.03
47 Stryker Corp	04/17/2014 P 11/21/2014 Short	4,232.03	3,721.56	510.47
87 Stryker Corp	04/17/2014 P 11/19/2014 Short	7,803.07	6,888.85	914.22
121 Stryker Corp	04/17/2014 P 06/06/2014 Short	10,346.24	9,581.05	765.19
30 Stryker Corp	04/24/2014 P 11/24/2014 Short	2,704.93	2,341.08	363.85
26 Stryker Corp	04/24/2014 P 11/24/2014 Short	2,351.09	2,028.94	322.15
40 Stryker Corp	04/24/2014 P 11/21/2014 Short	3,601.72	3,121.44	480.28
79 Stryker Corp	04/29/2014 P 12/08/2014 Short	7,519.48	6,128.97	1,390.51
13 Stryker Corp	04/29/2014 P 11/24/2014 Short	1,175.55	1,008.56	166.99
135 Sysco Corp	04/17/2014 P 07/02/2014 Short	5,016.49	4,870.69	145.80

Tax Worksheet

(01/01/2014 To 12/31/2014)

Tax ID : 58-1797048

Account Name : Agt Louise B Wallace Fdtn - Nuance

Account Number: 19670

State of Domicile: Tennessee

Administrator : Darlinda Jones

Accountant : Blankenship CPA Group PLLC

Attn: Mike Dunn

Brentwood TN 37027

194 Sysco Corp	04/17/2014 P 04/24/2014 Short	7,055.62	6,999.36	56.26
223 Sysco Corp	04/17/2014 P 12/15/2014 Short	8,777.54	8,045.66	731.88
171 Sysco Corp	04/17/2014 P 12/18/2014 Short	6,916.54	6,169.54	747.00
596 Sysco Corp	04/17/2014 P 06/25/2014 Short	22,315.36	21,503.20	812.16
250 Sysco Corp	04/17/2014 P 08/19/2014 Short	9,410.19	9,019.80	390.39
142 Sysco Corp	04/17/2014 P 06/20/2014 Short	5,279.91	5,123.25	156.66
137 Sysco Corp	04/17/2014 P 11/28/2014 Short	5,520.50	4,942.85	577.65
329 Sysco Corp	04/17/2014 P 12/17/2014 Short	13,157.70	11,870.06	1,287.64
219 Sysco Corp	04/17/2014 P 09/04/2014 Short	8,461.27	7,901.35	559.92
525 Target Corp	04/17/2014 P 09/15/2014 Short	32,642.15	31,456.21	1,185.94
377 Target Corp	04/17/2014 P 09/18/2014 Short	24,205.16	22,588.56	1,616.60
168 Target Corp	05/20/2014 P 09/18/2014 Short	10,786.39	9,564.39	1,222.00
129 Target Corp	06/06/2014 P 09/18/2014 Short	8,282.40	7,442.76	839.64
59 Water Corporation	05/20/2014 P 12/05/2014 Short	6,786.96	5,952.25	834.71
68 Water Corporation	05/20/2014 P 12/01/2014 Short	7,885.30	6,860.22	1,025.08
18 Water Corporation	05/20/2014 P 10/31/2014 Short	1,993.39	1,815.94	177.45
67 Water Corporation	07/24/2014 P 10/31/2014 Short	7,419.86	7,075.48	344.38
19 Xylem Inc	04/17/2014 P 12/08/2014 Short	731.00	674.61	56.39
93 Xylem Inc	04/17/2014 P 12/03/2014 Short	3,614.34	3,302.03	312.31
71 Xylem Inc	04/17/2014 P 12/23/2014 Short	2,748.06	2,520.90	227.16
51 Xylem Inc	04/24/2014 P 12/03/2014 Short	1,982.06	1,839.27	142.79
150 Xylem Inc	04/24/2014 P 05/21/2014 Short	5,647.77	5,409.63	238.14
140 Xylem Inc	07/08/2014 P 10/30/2014 Short	4,993.05	5,212.20	-219.15
1 Xylem Inc	07/08/2014 P 12/03/2014 Short	38.86	37.23	1.63
		1,261,367.39		48,947.77
			1,212,419.62	

How Acquired: F - Free Receipt, B - Beginning Inventory, C - Call, G - Gift, L - Payment Made (Liability),
P - Purchase, R - Reinvestment, S - Spinoff, U - Undetermined

Gain/Loss Summary

Short Term GL		Long Term GL	
Gains From Sales :	89,679.88	Gains From Sales :	0.00
Losses From Sales :	-40,732.11	Losses From Sales :	0.00
Common Funds :	0.00	Common Funds :	0.00
			0.00

Tax Worksheet

(01/01/2014 To 12/31/2014)

Tax ID : 58-1797048

Account Name : Agt Louise B Wallace Fdtn - Nuance

Account Number: 19670

State of Domicile: Tennessee

Administrator : Darlinda Jones

Accountant : Blankenship CPA Group PLLC

Attn: Mike Dunn

Brentwood TN 37027

Gain/Loss Summary :

	Short Term GL		Long Term GL
Short Term Gains :	89,679.88	Long Term Gain :	0.00
Short Term Losses :	-40,732.11	Long Term Losses :	0.00
Net Short Term G/L:	48,947.77	Net Long Term G/L :	0.00
Capital Gain Dist :	0.00	Capital Gain Dist :	0.00

Tax Worksheet

(01/01/2014 To 12/31/2014)

Tax ID : 58-1797048

Account Name : Agt Louise B Wallace Fdtn - Wedgewood

Account Number: 19671

State of Domicile: Tennessee

Administrator : Darlinda Jones

Accountant : Blankenship CPA Group PLLC

Attn: Mike Dunn

Brentwood TN 37027

* * Schedule D * *

Shares/PV	Asset Sold	Date Acquired	How Acq	Date Sold	Holding Period	Sales Proceeds	Original Cost	Realized Gain/Loss
175	Apple Computer	04/17/2014	P	11/26/2014	Short	20,741.50	13,142.86	7,598.64
350	Apple Computer	04/17/2014	P	07/07/2014	Short	33,294.20	26,285.71	7,008.49
315	Apple Computer	04/17/2014	P	09/02/2014	Short	32,502.61	23,657.14	8,845.47
32	Apple Computer	04/17/2014	P	05/06/2014	Short	19,179.84	16,822.86	2,356.98
34	Apple Computer	04/17/2014	P	04/28/2014	Short	19,946.44	17,874.29	2,072.15
90	Berkshire Hathaway Inc Cl B	04/17/2014	P	05/06/2014	Short	11,256.61	11,473.73	-217.12
259	Berkshire Hathaway Inc Cl B	04/17/2014	P	11/11/2014	Short	37,559.47	33,018.85	4,540.62
209	Cummins Inc	04/17/2014	P	04/28/2014	Short	30,378.50	30,620.80	-242.30
2,355	EMC Corp	04/17/2014	P	11/19/2014	Short	70,585.09	62,814.21	7,770.88
0.250	NOW Inc	04/17/2014	S	06/18/2014	Short	8.30	8.33	-0.03
170	Perrigo Company PLC	04/17/2014	P	10/03/2014	Short	26,513.56	24,210.55	2,303.01
						301,966.12		42,036.79
							259,929.33	

How Acquired: F - Free Receipt, B - Beginning Inventory, C - Call, G - Gift, L - Payment Made (Liability),
P - Purchase, R - Reinvestment, S - Spinoff, U - Undetermined

Gain/Loss Summary :

Short Term GL		Long Term GL	
Gains From Sales :	42,496.24	Gains From Sales :	0.00
Losses From Sales :	-459.45	Losses From Sales :	0.00
Common Funds :	0.00	Common Funds :	0.00
Short Term Gains :	42,496.24	Long Term Gain :	0.00
Short Term Losses :	-459.45	Long Term Losses :	0.00
Net Short Term G/L:	42,036.79	Net Long Term G/L :	0.00
Capital Gain Dist :	0.00	Capital Gain Dist :	0.00

Tax Worksheet

(01/01/2014 To 12/31/2014)

Tax ID : 58-1797048

Account Name : Agent Louise B Wallace Foundation

Account Number: 19700

State of Domicile: Tennessee

Administrator : Darlinda Jones

Accountant : Blankenship CPA Group PLLC

Attn: Mike Dunn

Brentwood TN 37027

* * Schedule D * *

Shares/PV	Asset Sold	Date Acquired	How Acq	Date Sold	Holding Period	Sales Proceeds	Original Cost	Realized Gain/Loss
2,000	AbbVie Inc	05/01/2013	P	01/09/2014	Short	100,570.25	91,760.00	8,810.25
500	Ace Ltd	10/09/2013	P	07/23/2014	Short	52,039.35	45,580.30	6,459.05
300	Ace Ltd	10/09/2013	P	04/04/2014	Short	29,757.33	27,348.18	2,409.15
1,000	Apache Corp	05/01/2013	P	04/04/2014	Short	86,117.50	73,549.00	12,568.50
100	Apple Computer	06/27/2013	P	04/04/2014	Short	53,296.82	39,774.79	13,522.03
3,000	Darden Restaurants Inc	10/14/2013	P	06/25/2014	Short	139,445.91	150,741.00	-11,295.09
1,000	Johnson Controls Inc	01/09/2014	P	07/09/2014	Short	50,738.88	51,426.10	-687.22
10,000	Newmont Mining Corp	05/01/2013	P	04/04/2014	Short	245,040.57	323,446.00	-78,405.43
3,600	Sanofi-Aventis ADR	05/07/2014	P	10/29/2014	Short	163,168.19	190,711.73	-27,543.54
3,500	AbbVie Inc	10/06/2010	S	01/09/2014	Long	175,997.94	96,870.35	79,127.59
1,000	AbbVie Inc	12/28/2010	S	01/09/2014	Long	50,285.12	24,706.63	25,578.49
1,000	AbbVie Inc	01/14/2011	S	01/09/2014	Long	50,285.12	24,650.18	25,634.94
500	AbbVie Inc	01/26/2011	S	01/09/2014	Long	25,142.56	12,238.86	12,903.70
1,000	Ace Ltd	10/09/2013	P	12/10/2014	Long	116,277.43	91,160.60	25,116.83
1,500	AFLAC Inc	07/17/2007	P	04/04/2014	Long	95,706.43	78,840.00	16,866.43
2,000	Apache Corp	01/19/2010	P	04/04/2014	Long	172,234.98	215,076.80	-42,841.82
1,000	Apache Corp	09/01/2010	P	04/04/2014	Long	86,117.50	92,892.90	-6,775.40
1,600	Apple Computer	04/22/2013	P	08/21/2014	Long	160,812.77	89,819.36	70,993.41
400	Apple Computer	06/27/2013	P	08/21/2014	Long	40,203.19	22,728.45	17,474.74
1,000	Apple Computer	06/27/2013	P	07/09/2014	Long	95,393.49	56,821.13	38,572.36
3,000	Becton Dickinson & Co	05/01/2013	P	12/01/2014	Long	420,852.30	284,055.90	136,796.40
1,500	Bed Bath & Beyond Inc	02/11/2013	P	04/04/2014	Long	105,724.71	88,992.90	16,731.81
6,000	Coach Inc	07/17/2013	P	12/10/2014	Long	205,216.46	351,952.20	-146,735.74
7,500	CSX Corp	04/28/2009	P	05/07/2014	Long	209,801.86	72,625.00	137,176.86
4,000	CSX Corp	08/11/2009	P	05/07/2014	Long	111,894.32	57,645.07	54,249.25
2,000	CSX Corp	08/11/2009	P	04/04/2014	Long	58,069.31	28,822.53	29,246.78
1,000	CSX Corp	09/22/2009	P	04/04/2014	Long	29,034.66	15,397.10	13,637.56
4,000	Darden Restaurants Inc	05/28/2013	P	06/25/2014	Long	185,927.89	213,706.40	-27,778.51

Tax Worksheet

(01/01/2014 To 12/31/2014)

Tax ID : 58-1797048

Account Name : Agent Louise B Wallace Foundation

Account Number: 19700

State of Domicile: Tennessee

Administrator : Darlinda Jones

Accountant : Blankenship CPA Group PLLC

Attn. Mike Dunn

Brentwood TN 37027

3,000 Diamond Offshore Drilling Inc	06/21/2011 P 04/04/2014 Long	145,272.98	204,842.70	-59,569.72
2,000 Diamond Offshore Drilling Inc	10/27/2011 P 04/04/2014 Long	96,848.66	135,460.00	-38,611.34
1,000 Dow Chemical CO	10/27/2011 P 07/09/2014 Long	50,950.17	28,730.00	22,220.17
5,000 Dow Chemical CO	10/27/2011 P 04/04/2014 Long	248,678.50	143,650.00	105,028.50
8,000 EMC Corp	04/27/2011 P 04/04/2014 Long	222,489.47	223,600.00	-1,110.53
4,000 EMC Corp	06/21/2011 P 04/04/2014 Long	111,244.74	107,310.80	3,933.94
1,000 Hewlett-Packard Co	02/10/2012 P 07/09/2014 Long	33,639.26	28,989.10	4,650.16
8,000 Hewlett-Packard Co	02/10/2012 P 04/04/2014 Long	266,332.50	231,912.80	34,419.70
3,000 Honda Motor Co Ltd ADR	05/20/2008 P 04/04/2014 Long	106,678.23	98,307.00	8,371.23
2,000 Honda Motor Co Ltd ADR	01/13/2009 P 04/04/2014 Long	71,118.83	43,103.40	28,015.43
3,000 Honda Motor Co Ltd ADR	09/01/2010 P 04/04/2014 Long	106,678.24	100,944.00	5,734.24
2,000 Jacobs Engineering Group Inc	12/16/2010 P 04/04/2014 Long	128,624.95	84,281.80	44,343.15
1,000 Jacobs Engineering Group Inc	12/28/2010 P 04/04/2014 Long	64,312.48	46,140.00	18,172.48
7,500 Macy's Inc	03/07/2013 P 03/18/2014 Long	444,140.17	308,847.00	135,293.17
4,000 Microsoft Corp	01/18/2012 P 04/04/2014 Long	161,645.22	112,908.80	48,736.42
1,000 Microsoft Corp	01/18/2012 P 07/09/2014 Long	41,592.98	28,227.20	13,365.78
1,000 Microsoft Corp	01/18/2012 P 12/10/2014 Long	47,138.96	28,227.20	18,911.76
2,000 Terex Corp	01/19/2010 P 04/04/2014 Long	87,771.46	46,301.00	41,470.46
4,000 Terex Corp	09/01/2010 P 04/04/2014 Long	175,542.91	77,834.00	97,708.91
2,000 URS Corp	12/13/2007 P 04/04/2014 Long	97,602.04	103,552.20	-5,950.16
2,000 URS Corp	01/22/2008 P 05/07/2014 Long	92,984.34	83,487.00	9,497.34
1,000 URS Corp	04/15/2008 P 05/07/2014 Long	46,492.17	35,816.00	10,676.17
3,000 URS Corp	01/12/2011 P 05/07/2014 Long	139,476.52	123,381.30	16,095.22
3,000 Whirlpool Corp	03/04/2013 P 04/04/2014 Long	463,140.56	345,900.00	117,240.56
		6,765,549.18	1,080,456.42	

5,685,092.76

How Acquired: F - Free Receipt, B - Beginning Inventory, C - Call, G - Gift, L - Payment Made (Liability),
P - Purchase, R - Reinvestment, S - Spinoff, U - Undetermined

Gain/Loss Summary :

Short Term GL		Long Term GL	
Gains From Sales :	43,768.98	Gains From Sales :	1,483,991.94
Losses From Sales :	-117,931.28	Losses From Sales :	-329,373.22
Common Funds :	0.00	Common Funds :	0.00
			0.00

Tax Worksheet

(01/01/2014 To 12/31/2014)

Tax ID : 58-1797048

Account Name : Agent Louise B Wallace Foundation

Account Number: 19700

State of Domicile: Tennessee

Administrator : Darlinda Jones

Accountant : Blankenship CPA Group PLLC

Attn: Mike Dunn

Brentwood TN 37027

Gain/Loss Summary :

	Short Term GL
Short Term Gains :	43,768.98
Short Term Losses :	-117,931.28
Net Short Term G/L:	-74,162.30
Capital Gain Dist :	0.00

	Long Term GL
Long Term Gain :	1,483,991.94
Long Term Losses :	-329,373.22
Net Long Term G/L :	1,154,618.72
Capital Gain Dist :	0.00

Tax Worksheet

(01/01/2014 To 12/31/2014)

Tax ID : 58-1797048

Account Name : Agt Louise B Wallace Fdn-Lazard

Account Number: 19701

State of Domicile: Tennessee

Administrator : Darlinda Jones

Accountant : Blankenship CPA Group PLLC

Attn: Mike Dunn

Brentwood TN 37027

* * Schedule D * *

Shares/PV	Asset Sold	Date Acquired	How Acq	Date Sold	Holding Period	Sales Proceeds	Original Cost	Realized Gain/Loss
100	Advance Auto Parts Inc	12/10/2013	P	01/08/2014	Short	11,266.75	10,965.95	300.80
600	American Eagle Outfitters Inc	01/29/2013	P	01/24/2014	Short	7,675.24	12,206.28	-4,531.04
875	American Eagle Outfitters Inc	01/29/2013	P	01/23/2014	Short	11,408.84	17,800.83	-6,391.99
275	American Eagle Outfitters Inc	06/21/2013	P	01/24/2014	Short	3,517.82	5,067.62	-1,549.80
168	CareFusion Corporation	01/29/2013	P	01/14/2014	Short	6,899.48	5,224.72	1,674.76
135	CareFusion Corporation	02/04/2014	P	10/06/2014	Short	7,664.68	5,269.98	2,394.70
300	CareFusion Corporation	02/04/2014	P	10/06/2014	Short	17,032.63	11,668.53	5,364.10
160	CareFusion Corporation	04/21/2014	P	10/06/2014	Short	9,084.07	6,177.60	2,906.47
155	Expedia Inc	10/25/2013	P	06/19/2014	Short	12,153.60	7,822.14	4,331.46
200	Expedia Inc	10/25/2013	P	06/24/2014	Short	15,361.54	10,093.08	5,268.46
45	Expedia Inc	10/25/2013	P	02/21/2014	Short	3,613.36	2,270.94	1,342.42
38	Expedia Inc	10/25/2013	P	01/28/2014	Short	2,544.76	1,917.69	627.07
37	Expedia Inc	10/25/2013	P	01/29/2014	Short	2,438.58	1,867.22	571.36
45	Expedia Inc	04/21/2014	P	06/19/2014	Short	3,528.47	3,231.90	296.57
450	Janus Capital Group Inc	04/15/2014	P	09/26/2014	Short	6,963.55	4,938.98	2,024.57
295	Janus Capital Group Inc	04/21/2014	P	09/26/2014	Short	4,564.99	3,409.20	1,155.79
700	Lexington Realty Trust	06/21/2013	P	03/24/2014	Short	7,664.76	8,063.51	-398.75
325	Lexington Realty Trust	06/21/2013	P	03/24/2014	Short	3,558.64	3,700.13	-141.49
302	Lifelock Inc	09/24/2013	P	04/07/2014	Short	4,789.61	4,472.14	317.47
353	Lifelock Inc	09/24/2013	P	04/04/2014	Short	5,894.19	5,227.36	666.83
300	Lifelock Inc	09/24/2013	P	04/07/2014	Short	4,740.98	4,442.52	298.46
410	Lifelock Inc	10/02/2013	P	01/17/2014	Short	7,771.41	6,128.06	1,643.35
85	Lifelock Inc	10/02/2013	P	04/04/2014	Short	1,419.28	1,270.45	148.83
40	Lifelock Inc	10/02/2013	P	02/06/2014	Short	842.93	597.86	245.07
210	Lifelock Inc	10/02/2013	P	02/04/2014	Short	4,374.87	3,138.77	1,236.10
210	Lifelock Inc	10/02/2013	P	01/15/2014	Short	3,960.13	3,138.77	821.36
200	Lifelock Inc	01/02/2014	P	01/15/2014	Short	3,771.55	3,145.08	626.47
100	Lifelock Inc	03/03/2014	P	04/04/2014	Short	1,669.74	1,909.49	-239.75

Tax Worksheet

(01/01/2014 To 12/31/2014)

Tax ID : 58-1797048

Account Name : Agt Louise B Wallace Fdn-Lazard

Account Number: 19701

State of Domicile: Tennessee

Administrator : Darlinda Jones

Accountant : Blankenship CPA Group PLLC

Attn. Mike Dunn

Brentwood TN 37027

65 Lifelock Inc	03/03/2014 P 04/04/2014 Short	1,085.33	1,254.47	-169.14
30 Madison Square Garden	07/02/2014 P 10/31/2014 Short	2,260.93	1,871.90	389.03
40 Madison Square Garden	07/02/2014 P 10/31/2014 Short	3,012.15	2,495.87	516.28
90 Madison Square Garden	07/02/2014 P 11/03/2014 Short	6,802.53	5,615.70	1,186.83
10 Madison Square Garden	07/02/2014 P 10/29/2014 Short	748.82	623.97	124.85
95 Magellan Health Services Inc	04/21/2014 P 08/19/2014 Short	5,236.62	5,219.30	17.32
151 Magellan Health Services Inc	07/25/2014 P 08/18/2014 Short	8,262.96	8,580.21	-317.25
29 Magellan Health Services Inc	07/25/2014 P 08/19/2014 Short	1,598.55	1,647.86	-49.31
33 McKesson Corp	01/14/2014 P 04/04/2014 Short	5,700.53	5,444.59	255.94
100 Molson Coors Brewing Co - B	08/06/2013 P 01/31/2014 Short	5,293.75	5,295.97	-2.22
25 Molson Coors Brewing Co - B	02/19/2014 P 03/12/2014 Short	1,450.10	1,412.33	37.77
55 Molson Coors Brewing Co - B	04/21/2014 P 10/30/2014 Short	4,022.08	3,202.22	819.86
50 Norwegian Cruise Line Holdings Ltd	07/07/2014 P 12/02/2014 Short	2,185.55	1,614.57	570.98
185 Norwegian Cruise Line Holdings Ltd	07/07/2014 P 12/03/2014 Short	8,171.00	5,973.89	2,197.11
115 Silver Wheaton Corp	04/21/2014 P 10/16/2014 Short	2,287.89	2,496.65	-208.76
230 Sysco Corp	05/05/2014 P 08/06/2014 Short	8,253.40	8,475.48	-222.08
75 Sysco Corp	05/05/2014 P 08/06/2014 Short	2,691.33	2,782.88	-91.55
30 Transocean Ltd Switz	11/07/2013 P 03/14/2014 Short	1,172.26	1,555.76	-383.50
55 Transocean Ltd Switz	11/07/2013 P 03/17/2014 Short	2,144.89	2,852.22	-707.33
85 Transocean Ltd Switz	11/08/2013 P 03/14/2014 Short	3,321.41	4,495.71	-1,174.30
3 Transocean Ltd Switz	11/26/2013 P 03/17/2014 Short	116.99	151.57	-34.58
57 Transocean Ltd Switz	11/26/2013 P 03/18/2014 Short	2,229.25	2,879.88	-650.63
140 Transocean Ltd Switz	04/21/2014 P 12/01/2014 Short	2,829.34	5,674.80	-2,845.46
238 Triumph Group	01/27/2014 P 01/29/2014 Short	16,148.37	18,515.38	-2,367.01
360 Tyco International Ltd	04/26/2013 P 04/23/2014 Short	15,327.88	11,704.28	3,623.60
495 Tyco International Ltd	05/02/2013 P 04/30/2014 Short	20,270.64	15,770.60	4,500.04
25 Tyco International Ltd	05/02/2013 P 04/30/2014 Short	1,023.77	796.50	227.27
285 Tyco International Ltd	02/05/2014 P 04/11/2014 Short	11,591.94	11,421.77	170.17
15 Tyco International Ltd	02/05/2014 P 05/01/2014 Short	612.03	601.15	10.88
5 Tyco International Ltd	04/21/2014 P 04/30/2014 Short	204.75	212.05	-7.30

Tax Worksheet

(01/01/2014 To 12/31/2014)

Tax ID : 58-1797048

Account Name : Agt Louise B Wallace Fdn-Lazard

Account Number: 19701

State of Domicile: Tennessee

Administrator : Darlinda Jones

Accountant : Blankenship CPA Group PLLC

Attn: Mike Dunn

Brentwood TN 37027

55 Tyco International Ltd	04/21/2014 P 05/01/2014 Short	2,244.11	2,332.60	-88.49
125 Tyco International Ltd	04/21/2014 P 05/01/2014 Short	5,100.26	5,301.35	-201.09
430 US Silica Holdings Inc	04/30/2013 P 04/14/2014 Short	16,785.97	8,466.06	8,319.91
110 Advance Auto Parts Inc	03/18/2013 P 10/21/2014 Long	15,618.00	8,833.14	6,784.86
5 Advance Auto Parts Inc	03/18/2013 P 06/27/2014 Long	665.64	401.51	264.13
115 Advance Auto Parts Inc	04/15/2013 P 06/27/2014 Long	15,309.71	9,289.38	6,020.33
95 Advance Auto Parts Inc	12/10/2013 P 12/15/2014 Long	15,430.50	10,417.65	5,012.85
105 Apple Computer	04/17/2013 P 06/10/2014 Long	9,887.89	6,011.51	3,876.38
175 CareFusion Corporation	01/29/2013 P 01/31/2014 Long	7,137.88	5,442.41	1,695.47
877 CareFusion Corporation	01/29/2013 P 10/06/2014 Long	49,792.07	27,274.26	22,517.81
585 Cisco Systems Inc	01/29/2013 P 08/05/2014 Long	14,614.55	12,255.34	2,359.21
1,120 Lexington Realty Trust	03/04/2013 P 03/24/2014 Long	12,263.61	12,984.94	-721.33
135 Lexington Realty Trust	03/06/2013 P 03/24/2014 Long	1,478.20	1,578.20	-100.00
9 Magellan Health Services Inc	06/10/2013 P 08/18/2014 Long	492.49	494.82	-2.33
424 Magellan Health Services Inc	06/10/2013 P 08/01/2014 Long	24,299.28	23,311.35	987.93
131 Magellan Health Services Inc	06/20/2013 P 08/01/2014 Long	7,507.56	7,354.41	153.15
216 Magellan Health Services Inc	06/21/2013 P 08/18/2014 Long	11,819.86	11,837.88	-18.02
240 McKesson Corp	01/29/2013 P 04/04/2014 Long	41,458.43	25,459.26	15,999.17
600 Molson Coors Brewing Co - B	01/29/2013 P 01/31/2014 Long	31,762.48	27,192.78	4,569.70
175 Molson Coors Brewing Co - B	03/11/2013 P 03/12/2014 Long	10,150.70	8,460.53	1,690.17
5 Molson Coors Brewing Co - B	04/19/2013 P 06/10/2014 Long	354.45	255.51	98.94
57 Molson Coors Brewing Co - B	04/19/2013 P 07/18/2014 Long	4,107.02	2,912.82	1,194.20
58 Molson Coors Brewing Co - B	04/19/2013 P 07/15/2014 Long	4,206.35	2,963.92	1,242.43
5 Molson Coors Brewing Co - B	04/19/2013 P 09/05/2014 Long	359.75	255.51	104.24
150 Molson Coors Brewing Co - B	04/19/2013 P 06/11/2014 Long	10,711.30	7,665.32	3,045.98
223 Molson Coors Brewing Co - B	05/28/2013 P 06/03/2014 Long	14,658.11	11,568.48	3,089.63
145 Molson Coors Brewing Co - B	05/30/2013 P 06/10/2014 Long	10,279.17	7,433.76	2,845.41
77 Molson Coors Brewing Co - B	05/30/2013 P 06/03/2014 Long	5,061.32	3,947.58	1,113.74
60 Molson Coors Brewing Co - B	06/20/2013 P 09/05/2014 Long	4,317.01	2,874.71	1,442.30
100 Molson Coors Brewing Co - B	06/20/2013 P 10/29/2014 Long	7,336.25	4,791.18	2,545.07
120 Molson Coors Brewing Co - B	06/20/2013 P 10/30/2014 Long	8,775.45	5,749.41	3,026.04

Tax Worksheet

(01/01/2014 To 12/31/2014)

Tax ID : 58-1797048

Account Name : Agt Louise B Wallace Fdn-Lazard

Account Number: 19701

State of Domicile: Tennessee

Administrator : Darlinda Jones

Accountant : Blankenship CPA Group PLLC

Attn: Mike Dunn

Brentwood TN 37027

160 Molson Coors Brewing Co - B	08/06/2013 P 09/05/2014 Long	11,512.04	8,473.55	3,038.49
570 Silver Wheaton Corp	01/29/2013 P 10/15/2014 Long	11,424.47	19,876.41	-8,451.94
245 Silver Wheaton Corp	01/29/2013 P 10/16/2014 Long	4,874.22	8,543.37	-3,669.15
210 Silver Wheaton Corp	04/15/2013 P 10/16/2014 Long	4,177.89	5,111.44	-933.55
200 Transocean Ltd Switz	08/15/2013 P 11/12/2014 Long	5,501.93	9,445.36	-3,943.43
78 Transocean Ltd Switz	08/15/2013 P 11/13/2014 Long	2,053.73	3,683.69	-1,629.96
200 Transocean Ltd Switz	08/15/2013 P 11/11/2014 Long	5,765.17	9,445.36	-3,680.19
440 Transocean Ltd Switz	08/16/2013 P 12/01/2014 Long	8,892.20	20,657.16	-11,764.96
37 Transocean Ltd Switz	08/16/2013 P 11/13/2014 Long	974.20	1,737.08	-762.88
130 Transocean Ltd Switz	10/18/2013 P 12/01/2014 Long	2,627.24	5,945.55	-3,318.31
80 Transocean Ltd Switz	11/26/2013 P 12/01/2014 Long	1,616.76	4,041.94	-2,425.18
575 Tyco International Ltd	04/26/2013 P 04/30/2014 Long	23,546.70	18,694.34	4,852.36
200 US Silica Holdings Inc	01/29/2013 P 04/11/2014 Long	7,722.10	4,059.96	3,662.14
55 US Silica Holdings Inc	01/29/2013 P 04/03/2014 Long	2,162.28	1,116.49	1,045.79
325 US Silica Holdings Inc	01/29/2013 P 03/12/2014 Long	11,469.09	6,597.43	4,871.66
10 US Silica Holdings Inc	01/29/2013 P 04/14/2014 Long	390.37	203.00	187.37
140 Viacom Inc Class B	01/29/2013 P 07/21/2014 Long	12,213.85	8,183.50	4,030.35
375 Zoetis Inc	02/01/2013 P 11/14/2014 Long	16,141.03	11,702.14	4,438.89
185 Zoetis Inc	02/01/2013 P 12/01/2014 Long	8,224.97	5,773.05	2,451.92
125.030 Zoetis Inc	02/01/2013 P 11/10/2014 Long	5,017.94	3,901.65	1,116.29
109.970 Zoetis Inc	04/23/2013 P 11/10/2014 Long	4,413.53	3,475.60	937.93
260 Zoetis Inc	08/06/2013 P 11/10/2014 Long	10,434.82	8,206.74	2,228.08
200 Zoetis Inc	08/06/2013 P 11/10/2014 Long	8,026.78	6,317.00	1,709.78
		855,402.17		119,286.45
			736,115.72	

How Acquired: F - Free Receipt, B - Beginning Inventory, C - Call, G - Gift, L - Payment Made (Liability),
P - Purchase, R - Reinvestment, S - Spinoff, U - Undetermined

Gain/Loss Summary :

Short Term GL		Long Term GL	
Gains From Sales :	57,230.31	Gains From Sales :	126,250.19
Losses From Sales :	-22,772.82	Losses From Sales :	-41,421.23
Common Funds :	0.00	Common Funds :	0.00
			0.00
Short Term Gains :	57,230.31	Long Term Gain :	126,250.19
Short Term Losses :	-22,772.82	Long Term Losses :	-41,421.23
Net Short Term G/L:	34,457.49	Net Long Term G/L :	84,828.96

Equitable Trust Company

Tax Worksheet

(01/01/2014 To 12/31/2014)

Tax ID : 58-1797048

Account Name : Agt Louise B Wallace Fdtn - ETC

Account Number: 19702

State of Domicile: Tennessee

Administrator : Darlinda Jones

Accountant : Blankenship CPA Group PLLC

Attn: Mike Dunn

Brentwood TN 37027

* * Schedule D * *

Shares/PV	Asset Sold	Date Acquired	How Acq	Date Sold	Holding Period	Sales Proceeds	Original Cost	Realized Gain/Loss
350	3D Systems Corp	03/18/2014	P	04/08/2014	Short	18,430.59	22,070.09	-3,639.50
1,015.552	Brown Capital Management Small Instl	08/29/2013	P	07/31/2014	Short	71,423.77	65,706.19	5,717.58
700	Coach Inc	12/20/2013	P	01/31/2014	Short	33,438.48	39,457.25	-6,018.77
100	Comcast Corp New Cl A	08/27/2013	P	03/19/2014	Short	4,961.29	4,205.99	755.30
17,207.473	Gabelli ABC Advisor	02/12/2014	P	08/27/2014	Short	176,892.82	175,000.00	1,892.82
1,150	Goldcorp Inc	04/02/2014	P	10/29/2014	Short	25,120.15	29,013.93	-3,893.78
0.500	NOW Inc	05/16/2014	S	06/18/2014	Short	16.60	16.50	0.10
112	NOW Inc	05/16/2014	S	06/30/2014	Short	4,082.47	3,696.07	386.40
200	Occidental Petroleum	02/05/2013	P	01/15/2014	Short	18,182.71	17,707.91	474.80
200	Occidental Petroleum	12/27/2013	P	01/15/2014	Short	18,182.70	18,957.98	-775.28
20	Priceline.Com Inc.	03/27/2014	P	11/04/2014	Short	21,863.64	23,459.96	-1,596.32
8,695.652	RiverPark/Wedgewood Instl	12/19/2013	P	07/31/2014	Short	158,521.74	150,000.00	8,521.74
750	Select Technology Sector SPDR Trust	09/10/2013	P	01/03/2014	Short	26,377.12	24,329.48	2,047.64
225	SPDR Gold Shares	07/31/2014	P	09/23/2014	Short	26,434.69	27,823.50	-1,388.81
275	SPDR Gold Shares	07/31/2014	P	09/23/2014	Short	32,309.06	34,014.72	-1,705.66
250	SPDR Gold Shares	08/01/2014	P	09/23/2014	Short	29,371.88	31,169.98	-1,798.10
365	SPDR Gold Shares	08/07/2014	P	09/23/2014	Short	42,882.94	46,157.86	-3,274.92
6,849.315	Touchstone Sands Capital Instl Growth	12/19/2013	P	07/31/2014	Short	155,821.92	150,000.00	5,821.92
400	Viacom Inc Class B	03/19/2014	P	08/28/2014	Short	32,262.13	35,501.52	-3,239.39
62	Amazon Com Inc	09/06/2013	P	11/06/2014	Long	18,156.31	18,498.93	-342.62
350	Bank of Nova Scotia	02/20/2013	P	03/04/2014	Long	19,900.97	20,658.12	-757.15
7,779.178	BlackRock Global Dividend Income Instl	09/13/2011	P	02/12/2014	Long	91,249.76	70,634.94	20,614.82
263.922	Brown Capital Management Small Instl	04/29/2010	P	07/31/2014	Long	18,561.63	10,000.00	8,561.63
565.931	Brown Capital Management Small Instl	06/03/2010	P	07/31/2014	Long	39,801.93	20,000.00	19,801.93
300	Comcast Corp New Cl A	03/30/2010	P	03/19/2014	Long	14,883.87	5,645.97	9,237.90
200	Comcast Corp New Cl A	05/02/2012	P	03/19/2014	Long	9,922.58	6,052.00	3,870.58
100	Comcast Corp New Cl A	11/20/2012	P	03/19/2014	Long	4,961.29	3,663.99	1,297.30

Tax Worksheet

(01/01/2014 To 12/31/2014)

Tax ID : 58-1797048

Account Name : Agt Louise B Wallace Fdtn - ETC

Account Number: 19702

State of Domicile: Tennessee

Administrator : Darlinda Jones

Accountant : Blankenship CPA Group PLLC

Attn: Mike Dunn

Brentwood TN 37027

17,069.539 DFA International Core Equity 08/13/2013 P 12/17/2014 Long	197,323.87	201,079.17	-3,755.30
3,399.583 DFA International Core Equity 09/06/2013 P 12/17/2014 Long	39,299.18	39,707.13	-407.95
35 Grainger W W Inc 12/02/2010 P 03/12/2014 Long	8,737.30	4,521.64	4,215.66
40 Grainger W W Inc 05/02/2012 P 03/12/2014 Long	9,985.49	8,349.55	1,635.94
75 Grainger W W Inc 01/03/2013 P 03/12/2014 Long	18,722.80	15,528.75	3,194.05
230 Mattel Inc 05/02/2012 P 01/21/2014 Long	10,005.72	7,783.18	2,222.54
300 Mattel Inc 06/12/2012 P 01/21/2014 Long	13,050.95	9,575.97	3,474.98
100 Oracle Corporation 05/31/2012 P 07/09/2014 Long	4,017.01	2,652.99	1,364.02
450 Pall Corp 04/30/2013 P 07/08/2014 Long	37,514.73	29,974.95	7,539.78
100 Qualcomm Corp 09/05/2013 P 11/03/2014 Long	7,803.84	6,789.95	1,013.89
250 Select Technology Sector SPDR Trust 09/10/2013 P 10/30/2014 Long	9,929.81	8,109.82	1,819.99
25 SPDR Gold Shares 11/21/2008 P 09/23/2014 Long	2,937.19	1,940.25	996.94
400 SPDR Gold Shares 12/08/2008 P 09/23/2014 Long	46,994.99	30,520.00	16,474.99
2,562.974 TFS Market Neutral 08/04/2010 P 02/12/2014 Long	37,957.65	39,982.39	-2,024.74
258.732 TFS Market Neutral 09/08/2010 P 02/12/2014 Long	3,831.82	4,000.00	-168.18
1,367.467 TFS Market Neutral 10/05/2010 P 02/12/2014 Long	20,252.19	21,510.26	-1,258.07
3,694.268 TFS Market Neutral 06/03/2011 P 02/12/2014 Long	54,712.10	56,891.72	-2,179.62
1,998.388 TFS Market Neutral 07/07/2011 P 02/12/2014 Long	29,596.13	31,294.75	-1,698.62
967.118 TFS Market Neutral 07/13/2011 P 02/12/2014 Long	14,323.02	15,000.00	-676.98
996.707 TFS Market Neutral 07/19/2011 P 02/12/2014 Long	14,761.23	15,389.15	-627.92
400 Waste Management Inc 02/23/2012 P 02/18/2014 Long	16,627.75	14,207.96	2,419.79
200 Waste Management Inc 03/28/2012 P 02/18/2014 Long	8,313.88	7,009.98	1,303.90
3,985.652 Westport Instl 07/27/2012 P 01/02/2014 Long	128,816.27	100,000.00	28,816.27
	1,849,529.96		124,267.52
		1,725,262.44	

How Acquired: F - Free Receipt, B - Beginning Inventory, C - Call, G - Gift, L - Payment Made (Liability),
P - Purchase, R - Reinvestment, S - Spinoff, U - Undetermined

Gain/Loss Summary :

Short Term GL		Long Term GL	
Gains From Sales :	25,618.30	Gains From Sales :	139,876.90
Losses From Sales :	-27,330.53	Losses From Sales :	-13,897.15
Common Funds :	0.00	Common Funds :	0.00
			0.00
Short Term Gains :	25,618.30	Long Term Gain :	139,876.90
Short Term Losses :	-27,330.53	Long Term Losses :	-13,897.15

Tax Worksheet

(01/01/2014 To 12/31/2014)

Tax ID : 58-1797048

Account Name : Agt Louise B Wallace Fdtn - ETC

Account Number: 19702

State of Domicile: Tennessee

Administrator : Darlinda Jones

Accountant : Blankenship CPA Group PLLC

Attn: Mike Dunn

Brentwood TN 37027

Gain/Loss Summary :

	Short Term GL	Long Term GL
Net Short Term G/L:	-1,712.23	Net Long Term G/L : 125,979.75
Capital Gain Dist :	11,504.02	Capital Gain Dist : 50,772.22