



See a Social Security Number? Say Something!  
Report Privacy Problems to <https://public.resource.org/privacy>  
Or call the IRS Identity Theft Hotline at 1-800-908-4490



Form **990-PF**

Department of the Treasury  
Internal Revenue Service

Return of Private Foundation

or Section 4947(a)(1) Trust Treated as Private Foundation

▶ Do not enter social security numbers on this form as it may be made public.

▶ Information about Form 990-PF and its instructions is at [www.irs.gov/form990pf](http://www.irs.gov/form990pf).

OMB No 1545-0052

2014

Open to Public Inspection

For calendar year 2014, or tax year beginning 01-01-2014 , and ending 12-31-2014

|   |  |  |  |
|---|--|--|--|
| Name of foundation<br>EA Morris Charitable Foundation   |  | <b>A Employer identification number</b><br><br>58-1413060  |  |
| Number and street (or P O box number if mail is not delivered to street address)<br>3802 Swarthmore Road  |  | <b>B Telephone number</b> (see instructions)<br><br>(919) 403-9498   |  |
| City or town, state or province, country, and ZIP or foreign postal code<br>Durham, NC 27707  |  | <b>C</b> If exemption application is pending, check here <input type="checkbox"/>  |  |
| <b>G</b> Check all that apply <input type="checkbox"/> Initial return <input type="checkbox"/> Initial return of a former public charity<br><input type="checkbox"/> Final return <input type="checkbox"/> Amended return<br><input type="checkbox"/> Address change <input type="checkbox"/> Name change |  | <b>D 1.</b> Foreign organizations, check here <input type="checkbox"/><br><b>2.</b> Foreign organizations meeting the 85% test, check here and attach computation <input type="checkbox"/> |  |
| <b>H</b> Check type of organization <input checked="" type="checkbox"/> Section 501(c)(3) exempt private foundation<br><input type="checkbox"/> Section 4947(a)(1) nonexempt charitable trust <input type="checkbox"/> Other taxable private foundation   |  | <b>E</b> If private foundation status was terminated under section 507(b)(1)(A), check here <input type="checkbox"/>   |  |
| <b>I</b> Fair market value of all assets at end of year (from Part II, col. (c), line 16)▶\$ 12,957,620   |  | <b>F</b> If the foundation is in a 60-month termination under section 507(b)(1)(B), check here <input type="checkbox"/>  |  |
| <b>J</b> Accounting method <input checked="" type="checkbox"/> Cash <input type="checkbox"/> Accrual<br><input type="checkbox"/> Other (specify) _____<br>(Part I, column (d) must be on cash basis.)   |  |  |  |

| Part I Analysis of Revenue and Expenses <small>(The total of amounts in columns (b), (c), and (d) may not necessarily equal the amounts in column (a) (see instructions) )</small> |   | (a) Revenue and expenses per books | (b) Net investment income | (c) Adjusted net income | (d) Disbursements for charitable purposes (cash basis only) |
|--|---|------------------------------------|---------------------------|-------------------------|---|
| Revenue  | <b>1</b> Contributions, gifts, grants, etc , received (attach schedule) . . . . .                                     |                                    |                           |                         |   |
|  | <b>2</b> Check <input checked="" type="checkbox"/> if the foundation is <b>not</b> required to attach Sch B . . . . . |                                    |                           |                         |   |
|  | <b>3</b> Interest on savings and temporary cash investments   |                                    |                           |                         |   |
|  | <b>4</b> Dividends and interest from securities. . . . .  | 264,251                            | 264,251                   |                         |   |
|  | <b>5a</b> Gross rents . . . . .   |                                    |                           |                         |   |
|  | <b>b</b> Net rental income or (loss) _____  |                                    |                           |                         |   |
|  | <b>6a</b> Net gain or (loss) from sale of assets not on line 10   | 364,444                            |                           |                         |   |
|  | <b>b</b> Gross sales price for all assets on line 6a<br>4,473,675   |                                    |                           |                         |   |
|  | <b>7</b> Capital gain net income (from Part IV, line 2) . . .   |                                    | 364,444                   |                         |   |
|  | <b>8</b> Net short-term capital gain . . . . .  |                                    |                           |                         |   |
|  | <b>9</b> Income modifications . . . . .   |                                    |                           |                         |   |
|  | <b>10a</b> Gross sales less returns and allowances  |                                    |                           |                         |   |
|  | <b>b</b> Less Cost of goods sold . . . . .  |                                    |                           |                         |   |
|  | <b>c</b> Gross profit or (loss) (attach schedule) . . . . .   |                                    |                           |                         |   |
|  | <b>11</b> Other income (attach schedule) . . . . .  |                                    |                           |                         |   |
|  | <b>12 Total.</b> Add lines 1 through 11 . . . . .   | 628,695                            | 628,695                   |                         |   |
| Operating and Administrative Expenses  | <b>13</b> Compensation of officers, directors, trustees, etc  | 197,133                            | 9,857                     |                         | 9,857   |
|  | <b>14</b> Other employee salaries and wages . . . . .   |                                    |                           |                         |   |
|  | <b>15</b> Pension plans, employee benefits . . . . .  |                                    |                           |                         |   |
|  | <b>16a</b> Legal fees (attach schedule) . . . . .   |                                    |                           |                         |   |
|  | <b>b</b> Accounting fees (attach schedule) . . . . .  |                                    |                           |                         |   |
|  | <b>c</b> Other professional fees (attach schedule) . . . . .  |                                    |                           |                         |   |
|  | <b>17</b> Interest . . . . .  |                                    |                           |                         |   |
|  | <b>18</b> Taxes (attach schedule) (see instructions) . . . . .  | 3,204                              | 3,197                     |                         | 0   |
|  | <b>19</b> Depreciation (attach schedule) and depletion . . . . .  | 191                                | 0                         |                         |   |
|  | <b>20</b> Occupancy . . . . .   | 3,240                              | 0                         |                         | 0   |
|  | <b>21</b> Travel, conferences, and meetings . . . . .   | 641                                | 0                         |                         | 0   |
|  | <b>22</b> Printing and publications . . . . .   |                                    |                           |                         |   |
|  | <b>23</b> Other expenses (attach schedule) . . . . .  | 91,571                             | 85,484                    |                         | 0   |
|  | <b>24 Total operating and administrative expenses.</b><br>Add lines 13 through 23 . . . . .                           | 295,980                            | 98,538                    |                         | 9,857   |
|  | <b>25</b> Contributions, gifts, grants paid . . . . .   | 458,000                            |                           |                         | 458,000   |
|  | <b>26 Total expenses and disbursements.</b> Add lines 24 and 25   | 753,980                            | 98,538                    |                         | 467,857   |
|  | <b>27</b> Subtract line 26 from line 12   |                                    |                           |                         |   |
|  | <b>a Excess of revenue over expenses and disbursements</b>  | -125,285                           |                           |                         |   |
|  | <b>b Net investment income</b> (if negative, enter -0-)   |                                    | 530,157                   |                         |   |
|  | <b>c Adjusted net income</b> (if negative, enter -0-)   |                                    |                           |                         |   |
|  |   |                                    |                           |                         |   |

| Part II Balance Sheets      |   | Attached schedules and amounts in the description column should be for end-of-year amounts only (See instructions )               | Beginning of year | End of year    |                       |
|-----------------------------|---|---|-------------------|----------------|-----------------------|
|                             |   |   | (a) Book Value    | (b) Book Value | (c) Fair Market Value |
| Assets                      | 1   | Cash—non-interest-bearing . . . . .   | 70,678            | 146,592        | 146,592               |
|                             | 2   | Savings and temporary cash investments . . . . .  | 1,254,441         | 640,907        | 640,907               |
|                             | 3   | Accounts receivable ▶ _____<br>Less allowance for doubtful accounts ▶ _____   |                   |                |                       |
|                             | 4   | Pledges receivable ▶ _____<br>Less allowance for doubtful accounts ▶ _____  |                   |                |                       |
|                             | 5   | Grants receivable . . . . .   |                   |                |                       |
|                             | 6   | Receivables due from officers, directors, trustees, and other disqualified persons (attach schedule) (see instructions) . . . . . |                   |                |                       |
|                             | 7   | Other notes and loans receivable (attach schedule) ▶ _____<br>Less allowance for doubtful accounts ▶ _____                        |                   |                |                       |
|                             | 8   | Inventories for sale or use . . . . .   |                   |                |                       |
|                             | 9   | Prepaid expenses and deferred charges . . . . .   |                   |                |                       |
|                             | 10a   | Investments—U S and state government obligations (attach schedule)  | 1,389,677         | 462,277        | 454,734               |
|                             | b   | Investments—corporate stock (attach schedule) . . . . .   | 8,519,385         | 9,037,606      | 10,049,900            |
|                             | c   | Investments—corporate bonds (attach schedule). . . . .  | 699,201           | 1,173,915      | 1,200,957             |
|                             | 11  | Investments—land, buildings, and equipment basis ▶ _____<br>Less accumulated depreciation (attach schedule) ▶ _____               |                   |                |                       |
|                             | 12  | Investments—mortgage loans . . . . .  |                   |                |                       |
|                             | 13  | Investments—other (attach schedule) . . . . .   | 60,752            | 407,743        | 464,726               |
|                             | 14  | Land, buildings, and equipment basis ▶ _____ 958<br>Less accumulated depreciation (attach schedule) ▶ 577                         | 572               | 381            | -196                  |
|                             | 15  | Other assets (describe ▶ _____)   |                   |                |                       |
|                             | 16  | Total assets (to be completed by all filers—see the instructions Also, see page 1, item I)  | 11,994,706        | 11,869,421     | 12,957,620            |
| Liabilities                 | 17  | Accounts payable and accrued expenses . . . . .   |                   |                |                       |
|                             | 18  | Grants payable . . . . .  |                   |                |                       |
|                             | 19  | Deferred revenue . . . . .  |                   |                |                       |
|                             | 20  | Loans from officers, directors, trustees, and other disqualified persons  |                   |                |                       |
|                             | 21  | Mortgages and other notes payable (attach schedule) . . . . .   |                   |                |                       |
|                             | 22  | Other liabilities (describe ▶ _____)  |                   |                |                       |
|                             | 23  | Total liabilities (add lines 17 through 22) . . . . .   | 0                 | 0              |                       |
| Net Assets or Fund Balances | Foundations that follow SFAS 117, check here ▶ <input type="checkbox"/> and complete lines 24 through 26 and lines 30 and 31. |   |                   |                |                       |
|                             | 24  | Unrestricted . . . . .  |                   |                |                       |
|                             | 25  | Temporarily restricted . . . . .  |                   |                |                       |
|                             | 26  | Permanently restricted . . . . .  |                   |                |                       |
|                             | Foundations that do not follow SFAS 117, check here ▶ <input checked="" type="checkbox"/> and complete lines 27 through 31.   |   |                   |                |                       |
|                             | 27  | Capital stock, trust principal, or current funds . . . . .  | 4,474,067         | 4,474,067      |                       |
|                             | 28  | Paid-in or capital surplus, or land, bldg , and equipment fund  | 0                 | 0              |                       |
|                             | 29  | Retained earnings, accumulated income, endowment, or other funds  | 7,520,639         | 7,395,354      |                       |
|                             | 30  | Total net assets or fund balances (see instructions) . . . . .  | 11,994,706        | 11,869,421     |                       |
|                             | 31  | Total liabilities and net assets/fund balances (see instructions) . . .   | 11,994,706        | 11,869,421     |                       |

| Part III Analysis of Changes in Net Assets or Fund Balances |  |              |
|---|--|--------------|
| 1   | Total net assets or fund balances at beginning of year—Part II, column (a), line 30 (must agree with end-of-year figure reported on prior year’s return) . . . . . | 1 11,994,706 |
| 2   | Enter amount from Part I, line 27a . . . . .   | 2 -125,285   |
| 3   | Other increases not included in line 2 (itemize) ▶ _____   | 3 0          |
| 4   | Add lines 1, 2, and 3 . . . . .  | 4 11,869,421 |
| 5   | Decreases not included in line 2 (itemize) ▶ _____   | 5 0          |
| 6   | Total net assets or fund balances at end of year (line 4 minus line 5)—Part II, column (b), line 30 .  | 6 11,869,421 |

Part IV

Capital Gains and Losses for Tax on Investment Income

|   |                           |  |                                      |                                  |
|---|---------------------------|--|--------------------------------------|----------------------------------|
| (a) List and describe the kind(s) of property sold (e g , real estate, 2-story brick warehouse, or common stock, 200 shs MLC Co ) |                           | (b) How acquired<br>P—Purchase<br>D—Donation | (c) Date acquired<br>(mo , day, yr ) | (d) Date sold<br>(mo , day, yr ) |
| 1a  | See Additional Data Table |  |                                      |                                  |
| b   |                           |  |                                      |                                  |
| c   |                           |  |                                      |                                  |
| d   |                           |  |                                      |                                  |
| e   |                           |  |                                      |                                  |

|                       |  |   |  |
|-----------------------|--|---|--|
| (e) Gross sales price | (f) Depreciation allowed<br>(or allowable) | (g) Cost or other basis<br>plus expense of sale | (h) Gain or (loss)<br>(e) plus (f) minus (g) |
| a                     | See Additional Data Table                  |   |  |
| b                     |  |   |  |
| c                     |  |   |  |
| d                     |  |   |  |
| e                     |  |   |  |

|   |                                      |   |  |
|---|--------------------------------------|---|--|
| Complete only for assets showing gain in column (h) and owned by the foundation on 12/31/69 |                                      |   | (I) Gains (Col (h) gain minus<br>col (k), but not less than -0-) or<br>Losses (from col (h)) |
| (i) F M V as of 12/31/69  | (j) Adjusted basis<br>as of 12/31/69 | (k) Excess of col (i)<br>over col (j), if any |  |
| a   | See Additional Data Table            |   |  |
| b   |                                      |   |  |
| c   |                                      |   |  |
| d   |                                      |   |  |
| e   |                                      |   |  |

|   |  |   |   |         |
|---|--|---|---|---------|
| 2 | Capital gain net income or (net capital loss)  | { If gain, also enter in Part I, line 7<br>If (loss), enter -0- in Part I, line 7 } | 2 | 364,444 |
| 3 | Net short-term capital gain or (loss) as defined in sections 1222(5) and (6)<br><br>If gain, also enter in Part I, line 8, column (c) (see instructions) If (loss), enter -0-<br>in Part I, line 8 . . . . . | }   | 3 |         |

Part V

Qualification Under Section 4940(e) for Reduced Tax on Net Investment Income

(For optional use by domestic private foundations subject to the section 4940(a) tax on net investment income )

If section 4940(d)(2) applies, leave this part blank

Was the foundation liable for the section 4942 tax on the distributable amount of any year in the base period? ☐ Yes ☒ No

If "Yes," the foundation does not qualify under section 4940(e) Do not complete this part

1 Enter the appropriate amount in each column for each year, see instructions before making any entries

|  |  |  |   |
|--|--|--|---|
| (a)<br>Base period years Calendar<br>year (or tax year beginning in) | (b)<br>Adjusted qualifying distributions | (c)<br>Net value of noncharitable-use assets | (d)<br>Distribution ratio<br>(col (b) divided by col (c)) |
| 2013   | 513,859                                  | 12,420,068                                   | 0 041373  |
| 2012   | 338,326                                  | 12,013,769                                   | 0 028162  |
| 2011   | 746,917                                  | 12,438,687                                   | 0 060048  |
| 2010   | 728,091                                  | 11,958,059                                   | 0 060887  |
| 2009   | 776,334                                  | 10,779,943                                   | 0 072017  |

|   |   |   |            |
|---|---|---|------------|
| 2 | Total of line 1, column (d). . . . .  | 2 | 0 262487   |
| 3 | Average distribution ratio for the 5-year base period—divide the total on line 2 by 5, or by<br>the number of years the foundation has been in existence if less than 5 years . . . . . | 3 | 0 052497   |
| 4 | Enter the net value of noncharitable-use assets for 2014 from Part X, line 5. . . . .   | 4 | 12,062,464 |
| 5 | Multiply line 4 by line 3. . . . .  | 5 | 633,243    |
| 6 | Enter 1% of net investment income (1% of Part I, line 27b). . . . .   | 6 | 5,302      |
| 7 | Add lines 5 and 6. . . . .  | 7 | 638,545    |
| 8 | Enter qualifying distributions from Part XII, line 4. . . . .   | 8 | 467,857    |

If line 8 is equal to or greater than line 7, check the box in Part VI, line 1b, and complete that part using a 1% tax rate See  
the Part VI instructions

Part VI

Excise Tax Based on Investment Income (Section 4940(a), 4940(b), 4940(e), or 4948—see page 18 of the instructions)

|    |  |   |    |        |        |
|----|--|---|----|--------|--------|
| 1a |  | Exempt operating foundations described in section 4940(d)(2), check here <input type="checkbox"/> and enter "N/A" on line 1                               |    |        |        |
| b  |  | Domestic foundations that meet the section 4940(e) requirements in Part V, check here <input type="checkbox"/> and enter 1% of Part I, line 27b . . . . . |    | 1      | 10,603 |
| c  |  | All other domestic foundations enter 2% of line 27b. Exempt foreign organizations enter 4% of Part I, line 12, col. (b)                                   |    |        |        |
| 2  |  | Tax under section 511 (domestic section 4947(a)(1) trusts and taxable foundations only. Others enter -0-)   |    | 2      | 0      |
| 3  |  | Add lines 1 and 2. . . . .  |    | 3      | 10,603 |
| 4  |  | Subtitle A (income) tax (domestic section 4947(a)(1) trusts and taxable foundations only. Others enter -0-)   |    | 4      | 0      |
| 5  |  | Tax based on investment income. Subtract line 4 from line 3. If zero or less, enter -0- . . . . .   |    | 5      | 10,603 |
| 6  |  | Credits/Payments  |    |        |        |
| a  |  | 2014 estimated tax payments and 2013 overpayment credited to 2014   | 6a | 195    |        |
| b  |  | Exempt foreign organizations—tax withheld at source . . . . .   | 6b |        |        |
| c  |  | Tax paid with application for extension of time to file (Form 8868) . . . . .   | 6c | 18,100 |        |
| d  |  | Backup withholding erroneously withheld . . . . .   | 6d |        |        |
| 7  |  | Total credits and payments. Add lines 6a through 6d. . . . .  |    | 7      | 18,295 |
| 8  |  | Enter any penalty for underpayment of estimated tax. Check here <input type="checkbox"/> if Form 2220 is attached.  |    | 8      | 232    |
| 9  |  | Tax due. If the total of lines 5 and 8 is more than line 7, enter amount owed . . . . .   |    | 9      |        |
| 10 |  | Overpayment. If line 7 is more than the total of lines 5 and 8, enter the amount overpaid. . . . .  |    | 10     | 7,460  |
| 11 |  | Enter the amount of line 10 to be Credited to 2015 estimated tax <input type="checkbox"/> 7,460 Refunded <input type="checkbox"/>                         |    | 11     | 0      |

Part VII-A

Statements Regarding Activities

|    |  |  |  |    |     |    |
|----|--|--|--|----|-----|----|
| 1a |  | During the tax year, did the foundation attempt to influence any national, state, or local legislation or did it participate or intervene in any political campaign? . . . . .   |  | 1a | Yes | No |
| b  |  | Did it spend more than \$100 during the year (either directly or indirectly) for political purposes (see Instructions for definition)? . . . . .   |  | 1b |     | No |
|    |  | If the answer is "Yes" to 1a or 1b, attach a detailed description of the activities and copies of any materials published or distributed by the foundation in connection with the activities.  |  |    |     |    |
| c  |  | Did the foundation file Form 1120-POL for this year? . . . . .   |  | 1c |     | No |
| d  |  | Enter the amount (if any) of tax on political expenditures (section 4955) imposed during the year (1) On the foundation <input type="checkbox"/> \$ 0 (2) On foundation managers <input type="checkbox"/> \$ 0   |  |    |     |    |
| e  |  | Enter the reimbursement (if any) paid by the foundation during the year for political expenditure tax imposed on foundation managers <input type="checkbox"/> \$ 0   |  |    |     |    |
| 2  |  | Has the foundation engaged in any activities that have not previously been reported to the IRS? . . . . .  |  | 2  |     | No |
|    |  | If "Yes," attach a detailed description of the activities.   |  |    |     |    |
| 3  |  | Has the foundation made any changes, not previously reported to the IRS, in its governing instrument, articles of incorporation, or bylaws, or other similar instruments? If "Yes," attach a conformed copy of the changes . . . . .                           |  | 3  |     | No |
| 4a |  | Did the foundation have unrelated business gross income of \$1,000 or more during the year? . . . . .  |  | 4a |     | No |
| b  |  | If "Yes," has it filed a tax return on Form 990-T for this year? . . . . .   |  | 4b |     |    |
| 5  |  | Was there a liquidation, termination, dissolution, or substantial contraction during the year? . . . . .   |  | 5  |     | No |
|    |  | If "Yes," attach the statement required by General Instruction T.  |  |    |     |    |
| 6  |  | Are the requirements of section 508(e) (relating to sections 4941 through 4945) satisfied either   |  |    |     |    |
|    |  | • By language in the governing instrument, or  |  |    |     |    |
|    |  | • By state legislation that effectively amends the governing instrument so that no mandatory directions that conflict with the state law remain in the governing instrument? . . . . .   |  | 6  |     | No |
| 7  |  | Did the foundation have at least \$5,000 in assets at any time during the year? If "Yes," complete Part II, col. (c), and Part XV. . . . .   |  | 7  | Yes |    |
| 8a |  | Enter the states to which the foundation reports or with which it is registered (see instructions) <input type="checkbox"/> NC   |  |    |     |    |
| b  |  | If the answer is "Yes" to line 7, has the foundation furnished a copy of Form 990-PF to the Attorney General (or designate) of each state as required by General Instruction G? If "No," attach explanation .  |  | 8b | Yes |    |
| 9  |  | Is the foundation claiming status as a private operating foundation within the meaning of section 4942(j)(3) or 4942(j)(5) for calendar year 2014 or the taxable year beginning in 2014 (see instructions for Part XIV)? If "Yes," complete Part XIV . . . . . |  | 9  |     | No |
| 10 |  | Did any persons become substantial contributors during the tax year? If "Yes," attach a schedule listing their names and addresses. . . . .  |  | 10 |     | No |

Part VII-A

Statements Regarding Activities *(continued)*

|   |   |    |     |    |
|---|---|----|-----|----|
| 11  | At any time during the year, did the foundation, directly or indirectly, own a controlled entity within the meaning of section 512(b)(13)? If "Yes," attach schedule (see instructions).  | 11 |     | No |
| 12  | Did the foundation make a distribution to a donor advised fund over which the foundation or a disqualified person had advisory privileges? If "Yes," attach statement (see instructions)  | 12 |     | No |
| 13  | Did the foundation comply with the public inspection requirements for its annual returns and exemption application?   | 13 | Yes |    |
| Website address N/A   |   |    |     |    |
| 14  | The books are in care of K B MORGAN Telephone no (336) 271-2870<br>Located at 405 BATTLEGROUND AVE SUITE 101 GREENSBORO NC ZIP+4 27401  |    |     |    |
| 15  | Section 4947(a)(1) nonexempt charitable trusts filing Form 990-PF in lieu of Form 1041 —Check here and enter the amount of tax-exempt interest received or accrued during the year.       | 15 |     |    |
| 16  | At any time during calendar year 2014, did the foundation have an interest in or a signature or other authority over a bank, securities, or other financial account in a foreign country? | 16 | Yes | No |
| See instructions for exceptions and filing requirements for FinCEN Form 114, Report of Foreign Bank and Financial Accounts (FBAR) If "Yes", enter the name of the foreign country |   |    |     |    |

Part VII-B

Statements Regarding Activities for Which Form 4720 May Be Required

|   |  |    |     |    |
|---|--|----|-----|----|
| File Form 4720 if any item is checked in the "Yes" column, unless an exception applies. |  |    | Yes | No |
| 1a  | During the year did the foundation (either directly or indirectly)   |    |     |    |
|   | (1) Engage in the sale or exchange, or leasing of property with a disqualified person? Yes No  |    |     |    |
|   | (2) Borrow money from, lend money to, or otherwise extend credit to (or accept it from) a disqualified person? Yes No  |    |     |    |
|   | (3) Furnish goods, services, or facilities to (or accept them from) a disqualified person? Yes No  |    |     |    |
|   | (4) Pay compensation to, or pay or reimburse the expenses of, a disqualified person? Yes No  |    |     |    |
|   | (5) Transfer any income or assets to a disqualified person (or make any of either available for the benefit or use of a disqualified person)? Yes No   |    |     |    |
|   | (6) Agree to pay money or property to a government official? (Exception. Check "No" if the foundation agreed to make a grant to or to employ the official for a period after termination of government service, if terminating within 90 days ). Yes No  |    |     |    |
| b   | If any answer is "Yes" to 1a(1)–(6), did any of the acts fail to qualify under the exceptions described in Regulations section 53.4941(d)-3 or in a current notice regarding disaster assistance (see instructions)? Organizations relying on a current notice regarding disaster assistance check here.   | 1b |     |    |
| c   | Did the foundation engage in a prior year in any of the acts described in 1a, other than excepted acts, that were not corrected before the first day of the tax year beginning in 2014?  | 1c |     | No |
| 2   | Taxes on failure to distribute income (section 4942) (does not apply for years the foundation was a private operating foundation defined in section 4942(j)(3) or 4942(j)(5))  |    |     |    |
| a   | At the end of tax year 2014, did the foundation have any undistributed income (lines 6d and 6e, Part XIII) for tax year(s) beginning before 2014? Yes No<br>If "Yes," list the years 20 , 20 , 20 , 20   |    |     |    |
| b   | Are there any years listed in 2a for which the foundation is not applying the provisions of section 4942(a)(2) (relating to incorrect valuation of assets) to the year's undistributed income? (If applying section 4942(a)(2) to all years listed, answer "No" and attach statement—see instructions ).   | 2b |     |    |
| c   | If the provisions of section 4942(a)(2) are being applied to any of the years listed in 2a, list the years here<br>20 , 20 , 20 , 20   |    |     |    |
| 3a  | Did the foundation hold more than a 2% direct or indirect interest in any business enterprise at any time during the year? Yes No  |    |     |    |
| b   | If "Yes," did it have excess business holdings in 2014 as a result of (1) any purchase by the foundation or disqualified persons after May 26, 1969, (2) the lapse of the 5-year period (or longer period approved by the Commissioner under section 4943(c)(7)) to dispose of holdings acquired by gift or bequest, or (3) the lapse of the 10-, 15-, or 20-year first phase holding period? (Use Schedule C, Form 4720, to determine if the foundation had excess business holdings in 2014.). | 3b |     |    |
| 4a  | Did the foundation invest during the year any amount in a manner that would jeopardize its charitable purposes?  | 4a |     | No |
| b   | Did the foundation make any investment in a prior year (but after December 31, 1969) that could jeopardize its charitable purpose that had not been removed from jeopardy before the first day of the tax year beginning in 2014?  | 4b |     | No |

Part VII-B

Statements Regarding Activities for Which Form 4720 May Be Required (continued)

|    |  |   |  |    |
|----|--|---|--|----|
| 5a | During the year did the foundation pay or incur any amount to  |   |  |    |
|    | (1) Carry on propaganda, or otherwise attempt to influence legislation (section 4945(e))?  | <input type="checkbox"/> Yes <input checked="" type="checkbox"/> No |  |    |
|    | (2) Influence the outcome of any specific public election (see section 4955), or to carry on, directly or indirectly, any voter registration drive?  | <input type="checkbox"/> Yes <input checked="" type="checkbox"/> No |  |    |
|    | (3) Provide a grant to an individual for travel, study, or other similar purposes?   | <input type="checkbox"/> Yes <input checked="" type="checkbox"/> No |  |    |
|    | (4) Provide a grant to an organization other than a charitable, etc , organization described in section 4945(d)(4)(A)? (see instructions).   | <input type="checkbox"/> Yes <input checked="" type="checkbox"/> No |  |    |
|    | (5) Provide for any purpose other than religious, charitable, scientific, literary, or educational purposes, or for the prevention of cruelty to children or animals?  | <input type="checkbox"/> Yes <input checked="" type="checkbox"/> No |  |    |
| b  | If any answer is "Yes" to 5a(1)–(5), did <b>any</b> of the transactions fail to qualify under the exceptions described in Regulations section 53.4945 or in a current notice regarding disaster assistance (see instructions)? | 5b  |  |    |
|    | Organizations relying on a current notice regarding disaster assistance check here.  | <input checked="" type="checkbox"/>                                 |  |    |
| c  | If the answer is "Yes" to question 5a(4), does the foundation claim exemption from the tax because it maintained expenditure responsibility for the grant?   | <input type="checkbox"/> Yes <input type="checkbox"/> No            |  |    |
|    | If "Yes," attach the statement required by Regulations section 53.4945–5(d).   |   |  |    |
| 6a | Did the foundation, during the year, receive any funds, directly or indirectly, to pay premiums on a personal benefit contract?  | <input type="checkbox"/> Yes <input checked="" type="checkbox"/> No |  |    |
| b  | Did the foundation, during the year, pay premiums, directly or indirectly, on a personal benefit contract?   | 6b  |  | No |
|    | If "Yes" to 6b, file Form 8870.  |   |  |    |
| 7a | At any time during the tax year, was the foundation a party to a prohibited tax shelter transaction?   | <input type="checkbox"/> Yes <input checked="" type="checkbox"/> No |  |    |
| b  | If yes, did the foundation receive any proceeds or have any net income attributable to the transaction?  | 7b  |  |    |

Part VIII

Information About Officers, Directors, Trustees, Foundation Managers, Highly Paid Employees, and Contractors

|  |   |   |   |                                       |
|--|---|---|---|---------------------------------------|
| 1 List all officers, directors, trustees, foundation managers and their compensation (see instructions).                     |   |   |   |                                       |
| (a) Name and address   | (b) Title, and average hours per week devoted to position | (c) Compensation (If not paid, enter -0-) | (d) Contributions to employee benefit plans and deferred compensation | (e) Expense account, other allowances |
| See Additional Data Table  |   |   |   |                                       |
|  |   |   |   |                                       |
|  |   |   |   |                                       |
|  |   |   |   |                                       |
|  |   |   |   |                                       |
|  |   |   |   |                                       |
|  |   |   |   |                                       |
| 2 Compensation of five highest-paid employees (other than those included on line 1—see instructions). If none, enter "NONE." |   |   |   |                                       |
| (a) Name and address of each employee paid more than \$50,000  | (b) Title, and average hours per week devoted to position | (c) Compensation                          | (d) Contributions to employee benefit plans and deferred compensation | (e) Expense account, other allowances |
| JOHN S THOMAS  | PRESIDENT   | 151,112                                   | 0   | 0                                     |
| 3802 SWARTHMORE RD   | 35 00   |   |   |                                       |
| DURHAM,NC 27707  |   |   |   |                                       |
|  |   |   |   |                                       |
|  |   |   |   |                                       |
|  |   |   |   |                                       |
|  |   |   |   |                                       |
|  |   |   |   |                                       |
|  |   |   |   |                                       |
|  |   |   |   |                                       |
| Total number of other employees paid over \$50,000.  |   |   |   | 0                                     |

Part VIII

Information About Officers, Directors, Trustees, Foundation Managers, Highly Paid Employees, and Contractors (continued)

| 3 Five highest-paid independent contractors for professional services (see instructions). If none, enter "NONE". |                     |                  |
|--|---------------------|------------------|
| (a) Name and address of each person paid more than \$50,000  | (b) Type of service | (c) Compensation |
| NONE   |                     |                  |
|  |                     |                  |
|  |                     |                  |
|  |                     |                  |
|  |                     |                  |
|  |                     |                  |
|  |                     |                  |
|  |                     |                  |
|  |                     |                  |
| Total number of others receiving over \$50,000 for professional services. . . . .                                |                     | 0                |

Part IX-A

Summary of Direct Charitable Activities

| List the foundation's four largest direct charitable activities during the tax year. Include relevant statistical information such as the number of organizations and other beneficiaries served, conferences convened, research papers produced, etc. | Expenses |
|--|----------|
| 1  |          |
| 2  |          |
| 3  |          |
| 4  |          |

Part IX-B

Summary of Program-Related Investments (see instructions)

| Describe the two largest program-related investments made by the foundation during the tax year on lines 1 and 2 | Amount |
|--|--------|
| 1  |        |
|  |        |
|  |        |
| 2  |        |
|  |        |
|  |        |
| All other program-related investments. See instructions.   |        |
| 3  |        |
|  |        |
|  |        |
| Total. Add lines 1 through 3. . . . .  | 0      |



Part X

Minimum Investment Return (All domestic foundations must complete this part. Foreign foundations, see instructions.)

|   |  |    |            |
|---|--|----|------------|
| 1 | Fair market value of assets not used (or held for use) directly in carrying out charitable, etc , purposes         |    |            |
| a | Average monthly fair market value of securities. . . . .   | 1a | 11,455,037 |
| b | Average of monthly cash balances. . . . .  | 1b | 791,119    |
| c | Fair market value of all other assets (see instructions). . . . .  | 1c | 0          |
| d | Total (add lines 1a, b, and c). . . . .  | 1d | 12,246,156 |
| e | Reduction claimed for blockage or other factors reported on lines 1a and 1c (attach detailed explanation). . . . . | 1e | 0          |
| 2 | Acquisition indebtedness applicable to line 1 assets. . . . .  | 2  | 0          |
| 3 | Subtract line 2 from line 1d. . . . .  | 3  | 12,246,156 |
| 4 | Cash deemed held for charitable activities Enter 1 1/2% of line 3 (for greater amount, see instructions). . . . .  | 4  | 183,692    |
| 5 | Net value of noncharitable-use assets. Subtract line 4 from line 3 Enter here and on Part V, line 4                | 5  | 12,062,464 |
| 6 | Minimum investment return. Enter 5% of line 5. . . . .   | 6  | 603,123    |

Part XI

Distributable Amount (see instructions) (Section 4942(j)(3) and (j)(5) private operating foundations and certain foreign organizations check here ☐ and do not complete this part.)

|    |   |    |         |
|----|---|----|---------|
| 1  | Minimum investment return from Part X, line 6. . . . .  | 1  | 603,123 |
| 2a | Tax on investment income for 2014 from Part VI, line 5. . . . .   | 2a | 10,603  |
| b  | Income tax for 2014 (This does not include the tax from Part VI ). . . . .                                | 2b |         |
| c  | Add lines 2a and 2b. . . . .  | 2c | 10,603  |
| 3  | Distributable amount before adjustments Subtract line 2c from line 1. . . . .                             | 3  | 592,520 |
| 4  | Recoveries of amounts treated as qualifying distributions. . . . .  | 4  | 0       |
| 5  | Add lines 3 and 4. . . . .  | 5  | 592,520 |
| 6  | Deduction from distributable amount (see instructions). . . . .   | 6  | 0       |
| 7  | Distributable amount as adjusted Subtract line 6 from line 5 Enter here and on Part XIII, line 1. . . . . | 7  | 592,520 |

Part XII

Qualifying Distributions (see instructions)

|   |  |    |         |
|---|--|----|---------|
| 1 | Amounts paid (including administrative expenses) to accomplish charitable, etc , purposes  |    |         |
| a | Expenses, contributions, gifts, etc —total from Part I, column (d), line 26. . . . .   | 1a | 467,857 |
| b | Program-related investments—total from Part IX-B. . . . .  | 1b | 0       |
| 2 | Amounts paid to acquire assets used (or held for use) directly in carrying out charitable, etc , purposes. . . . .   | 2  |         |
| 3 | Amounts set aside for specific charitable projects that satisfy the  |    |         |
| a | Suitability test (prior IRS approval required). . . . .  | 3a |         |
| b | Cash distribution test (attach the required schedule). . . . .   | 3b |         |
| 4 | Qualifying distributions. Add lines 1a through 3b Enter here and on Part V, line 8, and Part XIII, line 4  | 4  | 467,857 |
| 5 | Foundations that qualify under section 4940(e) for the reduced rate of tax on net investment income Enter 1% of Part I, line 27b (see instructions). . . . . | 5  | 0       |
| 6 | Adjusted qualifying distributions. Subtract line 5 from line 4. . . . .  | 6  | 467,857 |

Note: The amount on line 6 will be used in Part V, column (b), in subsequent years when calculating whether the foundation qualifies for the section 4940(e) reduction of tax in those years

Part XIII

Undistributed Income (see instructions)

|   | (a)<br>Corpus | (b)<br>Years prior to 2013 | (c)<br>2013 | (d)<br>2014 |
|---|---------------|----------------------------|-------------|-------------|
| 1 Distributable amount for 2014 from Part XI, line 7  |               |                            |             | 592,520     |
| 2 Undistributed income, if any, as of the end of 2014   |               |                            |             |             |
| a Enter amount for 2013 only. . . . .   |               |                            | 0           |             |
| b Total for prior years 20____, 20____, 20____  |               | 0                          |             |             |
| 3 Excess distributions carryover, if any, to 2014   |               |                            |             |             |
| a From 2009. . . . .  |               |                            |             |             |
| b From 2010. . . . .  |               |                            |             | 75,605      |
| c From 2011. . . . .  |               |                            |             | 128,789     |
| d From 2012. . . . .  |               |                            |             |             |
| e From 2013. . . . .  |               |                            |             |             |
| f Total of lines 3a through e. . . . .  | 204,394       |                            |             |             |
| 4 Qualifying distributions for 2014 from Part XII, line 4 ▶ \$ 467,857  |               |                            |             |             |
| a Applied to 2013, but not more than line 2a  |               |                            | 0           |             |
| b Applied to undistributed income of prior years (Election required—see instructions). . . . .  |               | 0                          |             |             |
| c Treated as distributions out of corpus (Election required—see instructions). . . . .  | 0             |                            |             |             |
| d Applied to 2014 distributable amount. . . . .   |               |                            |             | 467,857     |
| e Remaining amount distributed out of corpus  | 0             |                            |             |             |
| 5 Excess distributions carryover applied to 2014<br>(If an amount appears in column (d), the same amount must be shown in column (a).)  | 124,663       |                            |             | 124,663     |
| 6 Enter the net total of each column as indicated below:  |               |                            |             |             |
| a Corpus Add lines 3f, 4c, and 4e Subtract line 5   | 79,731        |                            |             |             |
| b Prior years' undistributed income Subtract line 4b from line 2b. . . . .  |               | 0                          |             |             |
| c Enter the amount of prior years' undistributed income for which a notice of deficiency has been issued, or on which the section 4942(a) tax has been previously assessed. . . . . |               | 0                          |             |             |
| d Subtract line 6c from line 6b Taxable amount—see instructions . . . . .   |               | 0                          |             |             |
| e Undistributed income for 2013 Subtract line 4a from line 2a Taxable amount—see instructions . . . . .   |               |                            | 0           |             |
| f Undistributed income for 2014 Subtract lines 4d and 5 from line 1 This amount must be distributed in 2015 . . . . .   |               |                            |             | 0           |
| 7 Amounts treated as distributions out of corpus to satisfy requirements imposed by section 170(b)(1)(F) or 4942(g)(3) (Election may be required - see instructions). . . . .       | 0             |                            |             |             |
| 8 Excess distributions carryover from 2009 not applied on line 5 or line 7 (see instructions). . . .  | 0             |                            |             |             |
| 9 Excess distributions carryover to 2015.<br>Subtract lines 7 and 8 from line 6a . . . . .  | 79,731        |                            |             |             |
| 10 Analysis of line 9   |               |                            |             |             |
| a Excess from 2010. . . .   |               |                            |             |             |
| b Excess from 2011. . . .   |               |                            |             | 79,731      |
| c Excess from 2012. . . .   |               |                            |             |             |
| d Excess from 2013. . . .   |               |                            |             |             |
| e Excess from 2014. . . .   |               |                            |             |             |

Part XIVPrivate Operating Foundations (see instructions and Part VII-A, question 9)

1a

If the foundation has received a ruling or determination letter that it is a private operating foundation, and the ruling is effective for 2014, enter the date of the ruling.

b

Check box to indicate whether the organization is a private operating foundation described in section 4942(j)(3) or 4942(j)(5)

☐ 4942(j)(3) or ☐ 4942(j)(5)

|    |  |          |               |          |          |           |
|----|--|----------|---------------|----------|----------|-----------|
| 2a | Enter the lesser of the adjusted net income from Part I or the minimum investment return from Part X for each year listed.                         | Tax year | Prior 3 years |          |          | (e) Total |
|    |  | (a) 2014 | (b) 2013      | (c) 2012 | (d) 2011 |           |
|    |  |          |               |          |          |           |
| b  | 85% of line 2a   |          |               |          |          |           |
| c  | Qualifying distributions from Part XII, line 4 for each year listed.   |          |               |          |          |           |
| d  | Amounts included in line 2c not used directly for active conduct of exempt activities.   |          |               |          |          |           |
| e  | Qualifying distributions made directly for active conduct of exempt activities. Subtract line 2d from line 2c.                                     |          |               |          |          |           |
| 3  | Complete 3a, b, or c for the alternative test relied upon  |          |               |          |          |           |
| a  | "Assets" alternative test—enter  |          |               |          |          |           |
|    | (1) Value of all assets  |          |               |          |          |           |
|    | (2) Value of assets qualifying under section 4942(j)(3)(B)(i)  |          |               |          |          |           |
| b  | "Endowment" alternative test— enter 2/3 of minimum investment return shown in Part X, line 6 for each year listed.                                 |          |               |          |          |           |
| c  | "Support" alternative test—enter   |          |               |          |          |           |
|    | (1) Total support other than gross investment income (interest, dividends, rents, payments on securities loans (section 512(a)(5)), or royalties). |          |               |          |          |           |
|    | (2) Support from general public and 5 or more exempt organizations as provided in section 4942(j)(3)(B)(iii).                                      |          |               |          |          |           |
|    | (3) Largest amount of support from an exempt organization  |          |               |          |          |           |
|    | (4) Gross investment income  |          |               |          |          |           |

Part XVSupplementary Information (Complete this part only if the organization had \$5,000 or more in assets at any time during the year—see instructions.)

1

Information Regarding Foundation Managers:

a

List any managers of the foundation who have contributed more than 2% of the total contributions received by the foundation before the close of any tax year (but only if they have contributed more than \$5,000) (See section 507(d)(2) )

b

List any managers of the foundation who own 10% or more of the stock of a corporation (or an equally large portion of the ownership of a partnership or other entity) of which the foundation has a 10% or greater interest

2

Information Regarding Contribution, Grant, Gift, Loan, Scholarship, etc., Programs:

Check here ☒ if the foundation only makes contributions to preselected charitable organizations and does not accept unsolicited requests for funds. If the foundation makes gifts, grants, etc. (see instructions) to individuals or organizations under other conditions, complete items 2a, b, c, and d.

a

The name, address, and telephone number or e-mail address of the person to whom applications should be addressed

MR JOHN S THOMAS  
3802 SWARTHMORE ROAD  
DURHAM, NC 27707  
(919) 403-9498

b

The form in which applications should be submitted and information and materials they should include

APPLICATIONS SHOULD BE SUBMITTED IN LETTER FORM

c

Any submission deadlines

NONE

d

Any restrictions or limitations on awards, such as by geographical areas, charitable fields, kinds of institutions, or other factors

NONE

Form 990-PF (2014)

Part XV

Supplementary Information (continued)

3 Grants and Contributions Paid During the Year or Approved for Future Payment

| Recipient   | If recipient is an individual,<br>show any relationship to<br>any foundation manager<br>or substantial contributor | Foundation<br>status of<br>recipient | Purpose of grant or<br>contribution | Amount  |
|---|--|--------------------------------------|-------------------------------------|---------|
| Name and address (home or business)                 |  |                                      |                                     |         |
| a Paid during the year<br>See Additional Data Table |  |                                      |                                     |         |
| Total . . . . .                                     |  |                                      | 3a                                  | 458,000 |
| b Approved for future payment                       |  |                                      |                                     |         |
| Total . . . . .                                     |  |                                      | 3b                                  | 0       |

Enter gross amounts unless otherwise indicated

## Part XVI-B Relationship of Activities to the Accomplishment of Exempt Purposes

Form **990-PF** (2014)

|  |              |  |            |           |
|--|--------------|--|------------|-----------|
| <b>1</b> Did the organization directly or indirectly engage in any of the following with any other organization described in section 501(c) of the Code (other than section 501(c)(3) organizations) or in section 527, relating to political organizations?   |              |  | <b>Yes</b> | <b>No</b> |
| <b>a</b> Transfers from the reporting foundation to a noncharitable exempt organization of   |              |  |            |           |
| <b>(1)</b> Cash. . . . .   | <b>1a(1)</b> |  |            | <b>No</b> |
| <b>(2)</b> Other assets. . . . .   | <b>1a(2)</b> |  |            | <b>No</b> |
| <b>b</b> Other transactions  |              |  |            |           |
| <b>(1)</b> Sales of assets to a noncharitable exempt organization. . . . .   | <b>1b(1)</b> |  |            | <b>No</b> |
| <b>(2)</b> Purchases of assets from a noncharitable exempt organization. . . . .   | <b>1b(2)</b> |  |            | <b>No</b> |
| <b>(3)</b> Rental of facilities, equipment, or other assets. . . . .   | <b>1b(3)</b> |  |            | <b>No</b> |
| <b>(4)</b> Reimbursement arrangements. . . . .   | <b>1b(4)</b> |  |            | <b>No</b> |
| <b>(5)</b> Loans or loan guarantees. . . . .   | <b>1b(5)</b> |  |            | <b>No</b> |
| <b>(6)</b> Performance of services or membership or fundraising solicitations. . . . .   | <b>1b(6)</b> |  |            | <b>No</b> |
| <b>c</b> Sharing of facilities, equipment, mailing lists, other assets, or paid employees. . . . .   | <b>1c</b>    |  |            | <b>No</b> |
| <b>d</b> If the answer to any of the above is "Yes," complete the following schedule. Column <b>(b)</b> should always show the fair market value of the goods, other assets, or services given by the reporting foundation. If the foundation received less than fair market value in any transaction or sharing arrangement, show in column <b>(d)</b> the value of the goods, other assets, or services received |              |  |            |           |

[illegible]

**2a** Is the foundation directly or indirectly affiliated with, or related to, one or more tax-exempt organizations described in section 501(c) of the Code (other than section 501(c)(3)) or in section 527? . . . . ☐ Yes ☒ No

| b If "Yes," complete the following schedule |                          |                                 |
|---|--------------------------|---------------------------------|
| (a) Name of organization                    | (b) Type of organization | (c) Description of relationship |
|   |                          |                                 |
|   |                          |                                 |
|   |                          |                                 |
|   |                          |                                 |

Under penalties of perjury, I declare that I have examined this return, including accompanying schedules and statements, and to the best of my knowledge and belief, it is true, correct, and complete. Declaration of preparer (other than taxpayer) is based on all information of which preparer has any knowledge.

|                      |                                 |            |       |
|----------------------|---------------------------------|------------|-------|
| <b>Sign<br/>Here</b> | *****                           | 2015-08-11 | ***** |
|                      | Signature of officer or trustee | Date       | Title |

May the IRS discuss this return with the preparer shown below (see instr )? ☐ Yes ☒ No

|                               |  |                      |      |  |                   |
|-------------------------------|--|----------------------|------|--|-------------------|
| <b>Paid Preparer Use Only</b> | Print/Type preparer's name<br>Kenneth B Morgan   | Preparer's Signature | Date | Check if self-employed <input checked="" type="checkbox"/> | PTIN<br>P00006346 |
|                               | Firm's name <input checked="" type="checkbox"/><br>KB Morgan PLLC  |                      |      | Firm's EIN <input checked="" type="checkbox"/> 56-2231176  |                   |
|                               | Firm's address <input checked="" type="checkbox"/><br>405 Battleground Avenue Suite 101 Greensboro, NC 27401 |                      |      | Phone no (336) 271-2870                                    |                   |

Form 990PF Part IV - Capital Gains and Losses for Tax on Investment Income - Columns a - d

| (a) List and describe the kind(s) of property sold (e g , real estate, 2-story brick warehouse, or common stock, 200 shs MLC Co ) | (b) How acquired<br>P—Purchase<br>D—Donation | (c) Date acquired<br>(mo , day, yr ) | (d) Date sold<br>(mo , day, yr ) |
|---|--|--------------------------------------|----------------------------------|
| BARRICK GOLD CORP 770 SHS   | P  | 2012-01-26                           | 2014-12-22                       |
| BARRICK GOLD CORP 215 SHS   | P  | 2012-03-15                           | 2014-12-22                       |
| BECTON DICKINSON COMPANY COMPANY 350 SHS  | P  | 2012-05-29                           | 2014-10-14                       |
| BECTON DICKINSON COMPANY COMPANY 85 SHS   | P  | 2013-12-31                           | 2014-10-14                       |
| BED BATH & BEYOND INC 130 SHS   | P  | 2014-03-05                           | 2014-12-22                       |
| DEVON ENERGY CORP NEW 200 SHS   | P  | 2012-12-19                           | 2014-06-12                       |
| DEVON ENERGY CORP NEW 515 SHS   | P  | 2012-12-19                           | 2014-10-20                       |
| DIAMOND OFFSHORE DRLNG DRILLING INC 325 SHS   | P  | 2014-12-02                           | 2014-12-22                       |
| DR PEPPER SNAPPLE GROUP GROUP INC 440 SHS   | P  | 2012-01-26                           | 2014-08-27                       |
| DR PEPPER SNAPPLE GROUP GROUP INC 185 SHS   | P  | 2012-01-26                           | 2014-12-22                       |

Form 990PF Part IV - Capital Gains and Losses for Tax on Investment Income - Columns e - h

| (e) Gross sales price | (f) Depreciation allowed<br>(or allowable) | (g) Cost or other basis<br>plus expense of sale | (h) Gain or (loss)<br>(e) plus (f) minus (g) |
|-----------------------|--|---|--|
| 8,062                 |  | 37,804  | -29,742                                      |
| 2,251                 |  | 9,430   | -7,179                                       |
| 44,135                |  | 25,929  | 18,206                                       |
| 10,718                |  | 9,395   | 1,323  |
| 9,677                 |  | 8,929   | 748  |
| 15,542                |  | 10,785  | 4,757  |
| 29,755                |  | 27,770  | 1,985  |
| 12,318                |  | 9,765   | 2,553  |
| 27,068                |  | 17,293  | 9,775  |
| 13,407                |  | 7,271   | 6,136  |

Form 990PF Part IV - Capital Gains and Losses for Tax on Investment Income - Columns i - l

| Complete only for assets showing gain in column (h) and owned by the foundation on 12/31/69 |                                      |   | (l) Gains (Col (h) gain minus col (k), but not less than -0-) or<br>Losses (from col (h)) |
|---|--------------------------------------|---|---|
| (i) F M V as of 12/31/69  | (j) Adjusted basis<br>as of 12/31/69 | (k) Excess of col (i)<br>over col (j), if any |   |
|   |                                      |   | -29,742   |
|   |                                      |   | -7,179  |
|   |                                      |   | 18,206  |
|   |                                      |   | 1,323   |
|   |                                      |   | 748   |
|   |                                      |   | 4,757   |
|   |                                      |   | 1,985   |
|   |                                      |   | 2,553   |
|   |                                      |   | 9,775   |
|   |                                      |   | 6,136   |

Form 990PF Part IV - Capital Gains and Losses for Tax on Investment Income - Columns a - d

| (a) List and describe the kind(s) of property sold (e g , real estate, 2-story brick warehouse, or common stock, 200 shs MLC Co ) | (b) How acquired<br>P—Purchase<br>D—Donation | (c) Date acquired<br>(mo , day, yr ) | (d) Date sold<br>(mo , day, yr ) |
|---|--|--------------------------------------|----------------------------------|
| EXPRESS SCRIPTS HLDG CO COMPANY 170 SHS   | P  | 2013-06-19                           | 2014-12-22                       |
| JOHNSON & JOHNSON 85 SHS  | P  | 2012-01-26                           | 2014-12-22                       |
| MEDTRONIC INC 145 SHS   | P  | 2012-01-26                           | 2014-11-07                       |
| MICROSOFT CORP 4 SHS  | P  | 2011-04-27                           | 2014-11-07                       |
| MICROSOFT CORP 336 SHS  | P  | 2012-01-26                           | 2014-11-07                       |
| MOLSON COORS BREWNG CL B COMPANY CLASS B 760 SHS  | P  | 2012-01-26                           | 2014-05-27                       |
| MOLSON COORS BREWNG CL B COMPANY CLASS B 120 SHS  | P  | 2012-01-26                           | 2014-12-22                       |
| NORTHROP GRUMMAN CORP 315 SHS   | P  | 2012-01-26                           | 2014-08-27                       |
| SCHWAB CHARLES CORP NEW 1519 SHS  | P  | 2012-01-26                           | 2014-08-27                       |
| TARGET CORP 410 SHS   | P  | 2012-01-26                           | 2014-11-24                       |

Form 990PF Part IV - Capital Gains and Losses for Tax on Investment Income - Columns e - h

| (e) Gross sales price | (f) Depreciation allowed<br>(or allowable) | (g) Cost or other basis<br>plus expense of sale | (h) Gain or (loss)<br>(e) plus (f) minus (g) |
|-----------------------|--|---|--|
| 13,931                |  | 10,653  | 3,278  |
| 9,042                 |  | 5,577   | 3,465  |
| 9,932                 |  | 5,805   | 4,127  |
| 194                   |  | 105   | 89   |
| 16,259                |  | 9,964   | 6,295  |
| 49,104                |  | 32,953  | 16,151                                       |
| 9,095                 |  | 5,203   | 3,892  |
| 40,193                |  | 18,669  | 21,524                                       |
| 43,486                |  | 18,004  | 25,482                                       |
| 29,365                |  | 20,867  | 8,498  |

Form 990PF Part IV - Capital Gains and Losses for Tax on Investment Income - Columns i - l

| Complete only for assets showing gain in column (h) and owned by the foundation on 12/31/69 |                                      |   | (l) Gains (Col (h) gain minus col (k), but not less than -0-) or<br>Losses (from col (h)) |
|---|--------------------------------------|---|---|
| (i) F M V as of 12/31/69  | (j) Adjusted basis<br>as of 12/31/69 | (k) Excess of col (i)<br>over col (j), if any |   |
|   |                                      |   | 3,278   |
|   |                                      |   | 3,465   |
|   |                                      |   | 4,127   |
|   |                                      |   | 89  |
|   |                                      |   | 6,295   |
|   |                                      |   | 16,151  |
|   |                                      |   | 3,892   |
|   |                                      |   | 21,524  |
|   |                                      |   | 25,482  |
|   |                                      |   | 8,498   |



Form 990PF Part IV - Capital Gains and Losses for Tax on Investment Income - Columns a - d

| (a) List and describe the kind(s) of property sold (e g , real estate, 2-story brick warehouse, or common stock, 200 shs MLC Co ) | (b) How acquired<br>P—Purchase<br>D—Donation | (c) Date acquired<br>(mo , day, yr ) | (d) Date sold<br>(mo , day, yr ) |
|---|--|--------------------------------------|----------------------------------|
| WAL-MART STORES INC 115 SHS   | P  | 2012-01-26                           | 2014-12-22                       |
| SPDR S&P DIVIDEND ETF-1625 SHS  | P  | 2013-12-30                           | 2014-10-30                       |
| 3M COMPANY-12 SHARES  | P  | 2013-12-06                           | 2014-10-30                       |
| ACE LTD 7 shs   | P  | 2013-12-06                           | 2014-10-30                       |
| AIR PDTS & CHEMICALS INC INC 18 shs   | P  | 2013-12-06                           | 2014-10-30                       |
| BECTON DICKINSON COMPANY COMPANY 15 shs   | P  | 2013-12-06                           | 2014-10-30                       |
| BROWN FORMAN CORP CL B 122 shs  | P  | 2013-12-06                           | 2014-07-09                       |
| CALIFORNIA RES CORP CORP 0 8 shs  | P  | 2013-12-06                           | 2014-12-05                       |
| CALIFORNIA RES CORP CORP 44 shs   | P  | 2013-12-06                           | 2014-12-18                       |
| COMMERCE BANCSHARES INC 0 6 shs   | P  | 2013-12-06                           | 2014-12-17                       |

Form 990PF Part IV - Capital Gains and Losses for Tax on Investment Income - Columns e - h

| (e) Gross sales price | (f) Depreciation allowed<br>(or allowable) | (g) Cost or other basis<br>plus expense of sale | (h) Gain or (loss)<br>(e) plus (f) minus (g) |
|-----------------------|--|---|--|
| 9,900                 |  | 7,085   | 2,815  |
| 125,236               |  | 117,832   | 7,404  |
| 1,819                 |  | 1,537   | 282  |
| 762                   |  | 712   | 50   |
| 2,415                 |  | 1,966   | 449  |
| 1,909                 |  | 1,622   | 287  |
| 11,493                |  | 9,333   | 2,160  |
| 6                     |  | 6   | 0  |
| 256                   |  | 355   | -99  |
| 26                    |  | 26  | 0  |

Form 990PF Part IV - Capital Gains and Losses for Tax on Investment Income - Columns i - l

| Complete only for assets showing gain in column (h) and owned by the foundation on 12/31/69 |                                      |   | (l) Gains (Col (h) gain minus col (k), but not less than -0-) or<br>Losses (from col (h)) |
|---|--------------------------------------|---|---|
| (i) F M V as of 12/31/69  | (j) Adjusted basis<br>as of 12/31/69 | (k) Excess of col (i)<br>over col (j), if any |   |
|   |                                      |   | 2,815   |
|   |                                      |   | 7,404   |
|   |                                      |   | 282   |
|   |                                      |   | 50  |
|   |                                      |   | 449   |
|   |                                      |   | 287   |
|   |                                      |   | 2,160   |
|   |                                      |   | 0   |
|   |                                      |   | -99   |
|   |                                      |   | 0   |

Form 990PF Part IV - Capital Gains and Losses for Tax on Investment Income - Columns a - d

| (a) List and describe the kind(s) of property sold (e g , real estate, 2-story brick warehouse, or common stock, 200 shs MLC Co ) | (b) How acquired<br>P—Purchase<br>D—Donation | (c) Date acquired<br>(mo , day, yr ) | (d) Date sold<br>(mo , day, yr ) |
|---|--|--------------------------------------|----------------------------------|
| CULLEN FROST BANKERS INC 12 shs   | P  | 2013-12-06                           | 2014-10-30                       |
| GENERAL DYNAMICS CORP CORP COMMON 39 shs  | P  | 2013-12-06                           | 2014-10-30                       |
| HOME DEPOT INC 30 shs   | P  | 2014-06-04                           | 2014-10-30                       |
| ILLINOIS TOOL WORKS INC 13 shs  | P  | 2013-12-06                           | 2014-10-30                       |
| INTL BUSINESS MACHS CORP CORP 58 shs  | P  | 2013-12-06                           | 2014-06-03                       |
| JOHNSON & JOHNSON 12 shs  | P  | 2013-12-06                           | 2014-10-30                       |
| LOCKHEED MARTIN CORP 10 shs   | P  | 2013-12-06                           | 2014-10-30                       |
| MICROSOFT CORP 46 shs   | P  | 2013-12-06                           | 2014-10-30                       |
| NEW JERSEY RES CORP 47 shs  | P  | 2013-12-06                           | 2014-10-30                       |
| NEXTERA ENERGY INC 123 shs  | P  | 2013-12-06                           | 2014-06-04                       |

Form 990PF Part IV - Capital Gains and Losses for Tax on Investment Income - Columns e - h

| (e) Gross sales price | (f) Depreciation allowed<br>(or allowable) | (g) Cost or other basis<br>plus expense of sale | (h) Gain or (loss)<br>(e) plus (f) minus (g) |
|-----------------------|--|---|--|
| 955                   |  | 874   | 81   |
| 5,371                 |  | 3,535   | 1,836  |
| 2,913                 |  | 2,425   | 488  |
| 1,167                 |  | 1,047   | 120  |
| 10,723                |  | 10,307  | 416  |
| 1,270                 |  | 1,129   | 141  |
| 1,877                 |  | 1,380   | 497  |
| 2,113                 |  | 1,761   | 352  |
| 2,684                 |  | 2,136   | 548  |
| 11,920                |  | 10,394  | 1,526  |

Form 990PF Part IV - Capital Gains and Losses for Tax on Investment Income - Columns i - l

| Complete only for assets showing gain in column (h) and owned by the foundation on 12/31/69 |                                      |   | (l) Gains (Col (h) gain minus col (k), but not less than -0-) or<br>Losses (from col (h)) |
|---|--------------------------------------|---|---|
| (i) F M V as of 12/31/69  | (j) Adjusted basis<br>as of 12/31/69 | (k) Excess of col (i)<br>over col (j), if any |   |
|   |                                      |   | 81  |
|   |                                      |   | 1,836   |
|   |                                      |   | 488   |
|   |                                      |   | 120   |
|   |                                      |   | 416   |
|   |                                      |   | 141   |
|   |                                      |   | 497   |
|   |                                      |   | 352   |
|   |                                      |   | 548   |
|   |                                      |   | 1,526   |

Form 990PF Part IV - Capital Gains and Losses for Tax on Investment Income - Columns a - d

| (a) List and describe the kind(s) of property sold (e g , real estate, 2-story brick warehouse, or common stock, 200 shs MLC Co ) | (b) How acquired<br>P—Purchase<br>D—Donation | (c) Date acquired<br>(mo , day, yr ) | (d) Date sold<br>(mo , day, yr ) |
|---|--|--------------------------------------|----------------------------------|
| NIKE INC CL B CL B 18 shs   | P  | 2013-12-06                           | 2014-10-30                       |
| NORDSTROM INC 26 shs  | P  | 2013-12-06                           | 2014-10-30                       |
| NORTHERN TRUST CORP 18 shs  | P  | 2013-12-06                           | 2014-10-30                       |
| NOVARTIS AG SPONS ADR SPONSORED ADR 19 shs  | P  | 2013-12-06                           | 2014-10-30                       |
| PEPSICO INC 17 shs  | P  | 2013-12-06                           | 2014-10-30                       |
| PIEDMONT NATURAL GAS COMPANY INC 40 shs   | P  | 2013-12-06                           | 2014-10-30                       |
| RAYONIER INC 248 shs  | P  | 2014-01-02                           | 2014-06-20                       |
| SOUTHERN COMPANY 26 shs   | P  | 2013-12-06                           | 2014-10-30                       |
| STRYKER CORP 19 shs   | P  | 2013-12-06                           | 2014-10-30                       |
| TJX COMPANIES INC NEW 38 shs  | P  | 2014-06-05                           | 2014-10-30                       |

Form 990PF Part IV - Capital Gains and Losses for Tax on Investment Income - Columns e - h

| (e) Gross sales price | (f) Depreciation allowed<br>(or allowable) | (g) Cost or other basis<br>plus expense of sale | (h) Gain or (loss)<br>(e) plus (f) minus (g) |
|-----------------------|--|---|--|
| 1,667                 |  | 1,435   | 232  |
| 1,872                 |  | 1,570   | 302  |
| 1,170                 |  | 1,057   | 113  |
| 1,745                 |  | 1,498   | 247  |
| 1,626                 |  | 1,413   | 213  |
| 1,504                 |  | 1,309   | 195  |
| 11,730                |  | 10,439  | 1,291  |
| 1,201                 |  | 1,074   | 127  |
| 1,645                 |  | 1,413   | 232  |
| 2,392                 |  | 2,105   | 287  |

Form 990PF Part IV - Capital Gains and Losses for Tax on Investment Income - Columns i - l

| Complete only for assets showing gain in column (h) and owned by the foundation on 12/31/69 |                                      |   | (l) Gains (Col (h) gain minus col (k), but not less than -0-) or<br>Losses (from col (h)) |
|---|--------------------------------------|---|---|
| (i) F M V as of 12/31/69  | (j) Adjusted basis<br>as of 12/31/69 | (k) Excess of col (i)<br>over col (j), if any |   |
|   |                                      |   | 232   |
|   |                                      |   | 302   |
|   |                                      |   | 113   |
|   |                                      |   | 247   |
|   |                                      |   | 213   |
|   |                                      |   | 195   |
|   |                                      |   | 1,291   |
|   |                                      |   | 127   |
|   |                                      |   | 232   |
|   |                                      |   | 287   |

Form 990PF Part IV - Capital Gains and Losses for Tax on Investment Income - Columns a - d

| (a) List and describe the kind(s) of property sold (e g , real estate, 2-story brick warehouse, or common stock, 200 shs MLC Co ) | (b) How acquired<br>P—Purchase<br>D—Donation | (c) Date acquired<br>(mo , day, yr ) | (d) Date sold<br>(mo , day, yr ) |
|---|--|--------------------------------------|----------------------------------|
| BRCLY BLMBRG INDL ETN-524 SHS   | P  | 2014-07-10                           | 2014-10-08                       |
| BRCLY BLMBRG INDL AGRI ETN-330 SHS  | P  | 2014-03-12                           | 2014-06-12                       |
| BRCLY BLMBRG ENERGY ETN-876 SHS   | P  | 2014-03-12                           | 2014-08-07                       |
| GUGG ENHD SHORT DUR ETF-60 SHS  | P  | 2014-02-12                           | 2014-10-08                       |
| ISHS MSCI USA M/VLTY ETF-456 SHS  | P  | 2013-11-13                           | 2014-07-10                       |
| GUGG ENHD SORT DUR ETF-320 SHS  | P  |                                      | 2014-07-10                       |
| GUGG ENHD SORT DUR ETF-399 SHS  | P  | 2014-06-13                           | 2014-10-08                       |
| ISHS INTRM CRDT ETF-255 SHS   | P  |                                      | 2014-12-11                       |
| BARRICK GOLD CORP - 416 SHS   | P  | 2013-06-14                           | 2014-05-23                       |
| CALIFORNIA RES CORP CORP - 0 8 SHS  | P  | 2013-05-24                           | 2014-12-05                       |

Form 990PF Part IV - Capital Gains and Losses for Tax on Investment Income - Columns e - h

| (e) Gross sales price | (f) Depreciation allowed<br>(or allowable) | (g) Cost or other basis<br>plus expense of sale | (h) Gain or (loss)<br>(e) plus (f) minus (g) |
|-----------------------|--|---|--|
| 15,232                |  | 16,365  | -1,133                                       |
| 16,543                |  | 17,867  | -1,324                                       |
| 15,698                |  | 16,339  | -641   |
| 3,007                 |  | 3,014   | -7   |
| 17,059                |  | 15,903  | 1,156  |
| 16,081                |  | 16,074  | 7  |
| 19,994                |  | 20,026  | -32  |
| 27,871                |  | 28,123  | -252   |
| 6,901                 |  | 8,127   | -1,226                                       |
| 6                     |  | 6   | 0  |

Form 990PF Part IV - Capital Gains and Losses for Tax on Investment Income - Columns i - l

| Complete only for assets showing gain in column (h) and owned by the foundation on 12/31/69 |                                      |   | (l) Gains (Col (h) gain minus col (k), but not less than -0-) or<br>Losses (from col (h)) |
|---|--------------------------------------|---|---|
| (i) F M V as of 12/31/69  | (j) Adjusted basis<br>as of 12/31/69 | (k) Excess of col (i)<br>over col (j), if any |   |
|   |                                      |   | -1,133  |
|   |                                      |   | -1,324  |
|   |                                      |   | -641  |
|   |                                      |   | -7  |
|   |                                      |   | 1,156   |
|   |                                      |   | 7   |
|   |                                      |   | -32   |
|   |                                      |   | -252  |
|   |                                      |   | -1,226  |
|   |                                      |   | 0   |

Form 990PF Part IV - Capital Gains and Losses for Tax on Investment Income - Columns a - d

| (a) List and describe the kind(s) of property sold (e g , real estate, 2-story brick warehouse, or common stock, 200 shs MLC Co ) | (b) How acquired<br>P—Purchase<br>D—Donation | (c) Date acquired<br>(mo , day, yr ) | (d) Date sold<br>(mo , day, yr ) |
|---|--|--------------------------------------|----------------------------------|
| CHEVRON CORP - 58 SHS   | P  | 2013-05-24                           | 2014-05-23                       |
| CIMAREX ENERGY COMPANY - 13 SHS   | P  | 2012-07-13                           | 2014-06-30                       |
| CLOUD PEAK ENERGY INC - 424 SHS   | P  | 2014-05-23                           | 2014-07-15                       |
| CONCHO RESOURCES INC - 12 SHS   | P  | 2013-11-06                           | 2014-07-29                       |
| CONOCOPHILLIPS - 57 SHS   | P  | 2011-08-12                           | 2014-05-23                       |
| CONTINENTAL RES INC OK INC OKLAHOMA - 128 SHS   | P  | 2013-11-06                           | 2014-12-31                       |
| E N I SPA SPONS ADR - 150 SHS   | P  | 2013-05-31                           | 2014-10-28                       |
| ELDORADO GOLD CORP NEW - 926 SHS  | P  | 2012-05-22                           | 2014-05-23                       |
| ELDORADO GOLD CORP NEW - 488 SHS  | P  | 2013-05-21                           | 2014-05-23                       |
| ENERGY XXI LTD USD NEWUSD UNRESTRICTED NEW - 265 SHS  | P  | 2013-05-24                           | 2014-12-31                       |

Form 990PF Part IV - Capital Gains and Losses for Tax on Investment Income - Columns e - h

| (e) Gross sales price | (f) Depreciation allowed<br>(or allowable) | (g) Cost or other basis<br>plus expense of sale | (h) Gain or (loss)<br>(e) plus (f) minus (g) |
|-----------------------|--|---|--|
| 7,174                 |  | 7,277   | -103   |
| 1,856                 |  | 682   | 1,174  |
| 7,127                 |  | 7,730   | -603   |
| 1,754                 |  | 1,287   | 467  |
| 4,480                 |  | 2,884   | 1,596  |
| 4,858                 |  | 7,445   | -2,587                                       |
| 6,235                 |  | 6,906   | -671   |
| 5,519                 |  | 10,399  | -4,880                                       |
| 2,908                 |  | 3,419   | -511   |
| 856                   |  | 6,784   | -5,928                                       |

Form 990PF Part IV - Capital Gains and Losses for Tax on Investment Income - Columns i - l

| Complete only for assets showing gain in column (h) and owned by the foundation on 12/31/69 |                                      |   | (l) Gains (Col (h) gain minus col (k), but not less than -0-) or<br>Losses (from col (h)) |
|---|--------------------------------------|---|---|
| (i) F M V as of 12/31/69  | (j) Adjusted basis<br>as of 12/31/69 | (k) Excess of col (i)<br>over col (j), if any |   |
|   |                                      |   | -103  |
|   |                                      |   | 1,174   |
|   |                                      |   | -603  |
|   |                                      |   | 467   |
|   |                                      |   | 1,596   |
|   |                                      |   | -2,587  |
|   |                                      |   | -671  |
|   |                                      |   | -4,880  |
|   |                                      |   | -511  |
|   |                                      |   | -5,928  |

Form 990PF Part IV - Capital Gains and Losses for Tax on Investment Income - Columns a - d

| (a) List and describe the kind(s) of property sold (e g , real estate, 2-story brick warehouse, or common stock, 200 shs MLC Co ) | (b) How acquired<br>P—Purchase<br>D—Donation | (c) Date acquired<br>(mo , day, yr ) | (d) Date sold<br>(mo , day, yr ) |
|---|--|--------------------------------------|----------------------------------|
| ENERGY XXI LTD USD NEW USD UNRESTRICTED NEW - 92 SHS  | P  | 2014-05-23                           | 2014-12-31                       |
| ENERGY XXI LTD USD NEW USD UNRESTRICTED NEW - 31 SHS  | P  | 2014-07-29                           | 2014-12-31                       |
| ENERGY XXI LTD USD NEW USD UNRESTRICTED NEW - 500 SHS   | P  | 2014-10-15                           | 2014-12-31                       |
| ENERGY XXI LTD USD NEW USD UNRESTRICTED NEW - 451 SHS   | P  | 2014-10-30                           | 2014-12-31                       |
| ETFS PLATINUM TRUST ETF SHS BEN INT - 53 SHS  | P  | 2014-05-23                           | 2014-10-28                       |
| GULF COAST ULTRA DEEP ROYALTY TR UNIT - 361 SHS   | P  | 2013-06-04                           | 2014-05-23                       |
| GULF COAST ULTRA DEEP ROYALTY TR UNIT - 825 SHS   | P  | 2013-06-14                           | 2014-05-23                       |
| HALLADOR ENERGY COMPANY - 279 SHS   | P  | 2014-03-27                           | 2014-10-29                       |
| HESS CORP - 87 SHS  | P  | 2013-11-06                           | 2014-10-28                       |
| ISHS GOLD TRUST ETF - 1082 SHS  | P  | 2014-03-19                           | 2014-07-30                       |

Form 990PF Part IV - Capital Gains and Losses for Tax on Investment Income - Columns e - h

| (e) Gross sales price | (f) Depreciation allowed<br>(or allowable) | (g) Cost or other basis<br>plus expense of sale | (h) Gain or (loss)<br>(e) plus (f) minus (g) |
|-----------------------|--|---|--|
| 297                   |  | 1,966   | -1,669                                       |
| 100                   |  | 647   | -547   |
| 1,615                 |  | 3,818   | -2,203                                       |
| 1,457                 |  | 3,403   | -1,946                                       |
| 6,527                 |  | 7,634   | -1,107                                       |
| 1,065                 |  | 739   | 326  |
| 2,434                 |  | 1,955   | 479  |
| 3,100                 |  | 2,362   | 738  |
| 6,989                 |  | 7,035   | -46  |
| 13,568                |  | 14,044  | -476   |

Form 990PF Part IV - Capital Gains and Losses for Tax on Investment Income - Columns i - l

| Complete only for assets showing gain in column (h) and owned by the foundation on 12/31/69 |                                      |   | (l) Gains (Col (h) gain minus col (k), but not less than -0-) or<br>Losses (from col (h)) |
|---|--------------------------------------|---|---|
| (i) F M V as of 12/31/69  | (j) Adjusted basis<br>as of 12/31/69 | (k) Excess of col (i)<br>over col (j), if any |   |
|   |                                      |   | -1,669  |
|   |                                      |   | -547  |
|   |                                      |   | -2,203  |
|   |                                      |   | -1,946  |
|   |                                      |   | -1,107  |
|   |                                      |   | 326   |
|   |                                      |   | 479   |
|   |                                      |   | 738   |
|   |                                      |   | -46   |
|   |                                      |   | -476  |

Form 990PF Part IV - Capital Gains and Losses for Tax on Investment Income - Columns a - d

| (a) List and describe the kind(s) of property sold (e g , real estate, 2-story brick warehouse, or common stock, 200 shs MLC Co ) | (b) How acquired<br>P—Purchase<br>D—Donation | (c) Date acquired<br>(mo , day, yr ) | (d) Date sold<br>(mo , day, yr ) |
|---|--|--------------------------------------|----------------------------------|
| ISHS GOLD TRUST ETF - 2229 SHS  | P  | 2014-01-24                           | 2014-10-28                       |
| MURPHY OIL CORP - 112 SHS   | P  | 2010-12-09                           | 2014-05-23                       |
| NEW GOLD INC CANADA - 1145 SHS  | P  | 2012-05-22                           | 2014-12-31                       |
| NEW GOLD INC CANADA - 173 SHS   | P  | 2013-05-21                           | 2014-12-31                       |
| PEABODY ENERGY CORP - 439 SHS   | P  | 2014-05-23                           | 2014-07-15                       |
| PLUM CREEK TIMBER COMPANY INC - 79 SHS  | P  | 2012-04-05                           | 2014-05-23                       |
| POTASH CORP SASK INC OF SASKATCHEWAN INC - 116 SHS  | P  | 2013-05-24                           | 2014-05-23                       |
| POTLATCH CORP NEW - 196 SHS   | P  | 2012-12-28                           | 2014-05-23                       |
| RAYONIER ADVANCED MATLS INC - 47 SHS  | P  | 2011-12-30                           | 2014-07-15                       |
| RAYONIER ADVANCED MATLS INC - 37 SHS  | P  | 2013-11-06                           | 2014-07-15                       |

Form 990PF Part IV - Capital Gains and Losses for Tax on Investment Income - Columns e - h

| (e) Gross sales price | (f) Depreciation allowed<br>(or allowable) | (g) Cost or other basis<br>plus expense of sale | (h) Gain or (loss)<br>(e) plus (f) minus (g) |
|-----------------------|--|---|--|
| 26,502                |  | 27,416  | -914   |
| 6,812                 |  | 6,756   | 56   |
| 4,763                 |  | 9,606   | -4,843                                       |
| 720                   |  | 1,134   | -414   |
| 7,002                 |  | 7,661   | -659   |
| 3,415                 |  | 3,264   | 151  |
| 4,194                 |  | 4,764   | -570   |
| 7,537                 |  | 7,574   | -37  |
| 2,064                 |  | 1,693   | 371  |
| 1,625                 |  | 1,376   | 249  |

Form 990PF Part IV - Capital Gains and Losses for Tax on Investment Income - Columns i - l

| Complete only for assets showing gain in column (h) and owned by the foundation on 12/31/69 |                                      |   | (l) Gains (Col (h) gain minus col (k), but not less than -0-) or<br>Losses (from col (h)) |
|---|--------------------------------------|---|---|
| (i) F M V as of 12/31/69  | (j) Adjusted basis<br>as of 12/31/69 | (k) Excess of col (i)<br>over col (j), if any |   |
|   |                                      |   | -914  |
|   |                                      |   | 56  |
|   |                                      |   | -4,843  |
|   |                                      |   | -414  |
|   |                                      |   | -659  |
|   |                                      |   | 151   |
|   |                                      |   | -570  |
|   |                                      |   | -37   |
|   |                                      |   | 371   |
|   |                                      |   | 249   |

Form 990PF Part IV - Capital Gains and Losses for Tax on Investment Income - Columns a - d

| (a) List and describe the kind(s) of property sold (e g , real estate, 2-story brick warehouse, or common stock, 200 shs MLC Co ) | (b) How acquired<br>P—Purchase<br>D—Donation | (c) Date acquired<br>(mo , day, yr ) | (d) Date sold<br>(mo , day, yr ) |
|---|--|--------------------------------------|----------------------------------|
| RAYONIER ADVANCED MATLS INC - 1 SHS   | P  | 2013-11-06                           | 2014-10-29                       |
| REPSOL S A SPONS ADR SPONSORED ADR - 286 SHS  | P  | 2013-05-30                           | 2014-06-30                       |
| ROCKWOOD HLDGS INC - 102 SHS  | P  | 2014-05-23                           | 2014-10-28                       |
| TAHOE RESOURCES INC - 164 SHS   | P  | 2014-10-29                           | 2014-12-31                       |
| TOTAL S A SPONS ADR SPONSORED ADR - 6 SHS   | P  | 2013-05-29                           | 2014-06-30                       |
| TOTAL S A SPONS ADR SPONSORED ADR - 112 SHS   | P  | 2013-05-29                           | 2014-10-28                       |
| WEYERHAEUSER COMPANY - 97 SHS   | P  | 2012-12-28                           | 2014-05-23                       |
| WHITING PETRO CORP NEW CORP NEW - 117 SHS   | P  | 2013-11-06                           | 2014-12-31                       |
| WHITING PETRO CORP NEW CORP NEW - 60 SHS  | P  | 2014-10-28                           | 2014-12-31                       |
| YAMANA GOLD INC - 684 SHS   | P  | 2012-12-28                           | 2014-12-31                       |

Form 990PF Part IV - Capital Gains and Losses for Tax on Investment Income - Columns e - h

| (e) Gross sales price | (f) Depreciation allowed<br>(or allowable) | (g) Cost or other basis<br>plus expense of sale | (h) Gain or (loss)<br>(e) plus (f) minus (g) |
|-----------------------|--|---|--|
| 28                    |  | 37  | -9   |
| 7,585                 |  | 6,733   | 852  |
| 7,775                 |  | 7,599   | 176  |
| 2,261                 |  | 3,402   | -1,141                                       |
| 434                   |  | 308   | 126  |
| 6,480                 |  | 5,746   | 734  |
| 2,976                 |  | 2,696   | 280  |
| 3,868                 |  | 7,586   | -3,718                                       |
| 1,984                 |  | 3,564   | -1,580                                       |
| 2,709                 |  | 11,508  | -8,799                                       |

Form 990PF Part IV - Capital Gains and Losses for Tax on Investment Income - Columns i - l

| Complete only for assets showing gain in column (h) and owned by the foundation on 12/31/69 |                                      |   | (l) Gains (Col (h) gain minus col (k), but not less than -0-) or<br>Losses (from col (h)) |
|---|--------------------------------------|---|---|
| (i) F M V as of 12/31/69  | (j) Adjusted basis<br>as of 12/31/69 | (k) Excess of col (i)<br>over col (j), if any |   |
|   |                                      |   | -9  |
|   |                                      |   | 852   |
|   |                                      |   | 176   |
|   |                                      |   | -1,141  |
|   |                                      |   | 126   |
|   |                                      |   | 734   |
|   |                                      |   | 280   |
|   |                                      |   | -3,718  |
|   |                                      |   | -1,580  |
|   |                                      |   | -8,799  |



Form 990PF Part IV - Capital Gains and Losses for Tax on Investment Income - Columns a - d

| (a) List and describe the kind(s) of property sold (e g , real estate, 2-story brick warehouse, or common stock, 200 shs MLC Co ) | (b) How acquired<br>P—Purchase<br>D—Donation | (c) Date acquired<br>(mo , day, yr ) | (d) Date sold<br>(mo , day, yr ) |
|---|--|--------------------------------------|----------------------------------|
| YAMANA GOLD INC - 68 SHS  | P  | 2014-02-10                           | 2014-12-31                       |
| YAMANA GOLD INC - 267 SHS   | P  | 2014-05-23                           | 2014-12-31                       |
| YAMANA GOLD INC - 217 SHS   | P  | 2014-10-28                           | 2014-12-31                       |
| AMERN EXPR 5 125 082514 MEDIUM TERM NOTE CPN 5 125% DUE 08/25/14 DTD 08/25  | P  | 2013-02-20                           | 2014-08-25                       |
| JPM NOTE 4 65 060114 NOTE CPN 4 650% DUE 06/01/14 DTD 05/18/09 FC 12/01   | P  | 2012-12-26                           | 2014-06-02                       |
| UST NOTE 2 25 053114 CPN 2 250% DUE 05/31/14 DTD 05/31/09 FC 11/30/09 5   | P  | 2010-01-21                           | 2014-06-02                       |
| WACHOVIA 5 625 101516 NOTE CPN 5 625% DUE 10/15/16 DTD 10/23/06 FC 04/15  | P  | 2010-03-16                           | 2014-07-23                       |
| PIMCO ALL ASSET AUTH I ALL AUTHORITY INSTL CL 5035 247 SHS  | P  | 2012-01-27                           | 2014-10-30                       |
| AFFILIATED MGRS GRP INC GROUP INC 118 SHS   | P  | 2007-04-10                           | 2014-09-10                       |
| AFFILIATED MGRS GRP INC GROUP INC 40 SHS  | P  | 2010-12-10                           | 2014-09-10                       |

Form 990PF Part IV - Capital Gains and Losses for Tax on Investment Income - Columns e - h

| (e) Gross sales price | (f) Depreciation allowed<br>(or allowable) | (g) Cost or other basis<br>plus expense of sale | (h) Gain or (loss)<br>(e) plus (f) minus (g) |
|-----------------------|--|---|--|
| 269                   |  | 662   | -393   |
| 1,057                 |  | 2,011   | -954   |
| 859                   |  | 1,204   | -345   |
| 41,000                |  | 41,000  | 0  |
| 10,000                |  | 10,000  | 0  |
| 50,000                |  | 50,000  | 0  |
| 16,470                |  | 15,316  | 1,154  |
| 50,000                |  | 53,223  | -3,223                                       |
| 24,439                |  | 13,207  | 11,232                                       |
| 8,284                 |  | 3,880   | 4,404  |

Form 990PF Part IV - Capital Gains and Losses for Tax on Investment Income - Columns i - l

| Complete only for assets showing gain in column (h) and owned by the foundation on 12/31/69 |                                      |   | (l) Gains (Col (h) gain minus col (k), but not less than -0-) or<br>Losses (from col (h)) |
|---|--------------------------------------|---|---|
| (i) F M V as of 12/31/69  | (j) Adjusted basis<br>as of 12/31/69 | (k) Excess of col (i)<br>over col (j), if any |   |
|   |                                      |   | -393  |
|   |                                      |   | -954  |
|   |                                      |   | -345  |
|   |                                      |   | 0   |
|   |                                      |   | 0   |
|   |                                      |   | 0   |
|   |                                      |   | 1,154   |
|   |                                      |   | -3,223  |
|   |                                      |   | 11,232  |
|   |                                      |   | 4,404   |

Form 990PF Part IV - Capital Gains and Losses for Tax on Investment Income - Columns a - d

| (a) List and describe the kind(s) of property sold (e g , real estate, 2-story brick warehouse, or common stock, 200 shs MLC Co ) | (b) How acquired<br>P—Purchase<br>D—Donation | (c) Date acquired<br>(mo , day, yr ) | (d) Date sold<br>(mo , day, yr ) |
|---|--|--------------------------------------|----------------------------------|
| AFFILIATED MGRS GRP INC GROUP INC 12 SHS  | P  | 2010-12-10                           | 2014-10-30                       |
| AKORN INC 58 SHS  | P  | 2012-09-11                           | 2014-10-30                       |
| ALEXION PHARMS INC INC 6 SHS  | P  | 2014-07-21                           | 2014-10-30                       |
| ALLIANCE DATA SYS CORP SYSTEMS CORP 91 SHS  | P  | 2011-12-28                           | 2014-09-10                       |
| ALLIANCE DATA SYS CORP SYSTEMS CORP 2 SHS   | P  | 2011-12-28                           | 2014-10-30                       |
| AMAZON COM INC 6 SHS  | P  | 2014-10-15                           | 2014-10-30                       |
| AMETEK INC NEW 36 SHS   | P  | 2011-02-10                           | 2014-10-30                       |
| ANSYS INC 24 SHS  | P  | 2010-12-08                           | 2014-10-30                       |
| APPLE INC 54 SHS  | P  | 2011-12-28                           | 2014-10-30                       |
| BED BATH & BEYOND INC 169 SHS   | P  | 2012-02-07                           | 2014-06-23                       |

Form 990PF Part IV - Capital Gains and Losses for Tax on Investment Income - Columns e - h

| (e) Gross sales price | (f) Depreciation allowed<br>(or allowable) | (g) Cost or other basis<br>plus expense of sale | (h) Gain or (loss)<br>(e) plus (f) minus (g) |
|-----------------------|--|---|--|
| 2,373                 |  | 1,164   | 1,209  |
| 2,535                 |  | 842   | 1,693  |
| 1,163                 |  | 973   | 190  |
| 23,345                |  | 9,452   | 13,893                                       |
| 564                   |  | 208   | 356  |
| 1,794                 |  | 1,823   | -29  |
| 1,852                 |  | 1,059   | 793  |
| 1,861                 |  | 1,225   | 636  |
| 5,775                 |  | 3,124   | 2,651  |
| 10,275                |  | 10,392  | -117   |

Form 990PF Part IV - Capital Gains and Losses for Tax on Investment Income - Columns i - l

| Complete only for assets showing gain in column (h) and owned by the foundation on 12/31/69 |                                      |   | (l) Gains (Col (h) gain minus col (k), but not less than -0-) or<br>Losses (from col (h)) |
|---|--------------------------------------|---|---|
| (i) F M V as of 12/31/69  | (j) Adjusted basis<br>as of 12/31/69 | (k) Excess of col (i)<br>over col (j), if any |   |
|   |                                      |   | 1,209   |
|   |                                      |   | 1,693   |
|   |                                      |   | 190   |
|   |                                      |   | 13,893  |
|   |                                      |   | 356   |
|   |                                      |   | -29   |
|   |                                      |   | 793   |
|   |                                      |   | 636   |
|   |                                      |   | 2,651   |
|   |                                      |   | -117  |

Form 990PF Part IV - Capital Gains and Losses for Tax on Investment Income - Columns a - d

| (a) List and describe the kind(s) of property sold (e g , real estate, 2-story brick warehouse, or common stock, 200 shs MLC Co ) | (b) How acquired<br>P—Purchase<br>D—Donation | (c) Date acquired<br>(mo , day, yr ) | (d) Date sold<br>(mo , day, yr ) |
|---|--|--------------------------------------|----------------------------------|
| BED BATH & BEYOND INC 193 SHS   | P  | 2012-05-08                           | 2014-06-23                       |
| BED BATH & BEYOND INC 2 SHS   | P  | 2013-01-31                           | 2014-06-23                       |
| BED BATH & BEYOND INC 122 SHS   | P  | 2013-12-31                           | 2014-06-23                       |
| CARDINAL HEALTH INC 31 SHS  | P  | 2013-11-01                           | 2014-10-30                       |
| CELGENE CORP 44 SHS   | P  | 2011-12-28                           | 2014-10-30                       |
| CERNER CORP 28 SHS  | P  | 2012-07-13                           | 2014-10-30                       |
| CHURCH & DWIGHT COMPANY COMPANY INC 43 SHS  | P  | 2011-12-28                           | 2014-10-30                       |
| COGNIZANT TECH SLTNS A SOLUTIONS CORP CL A 32 SHS   | P  | 2010-12-08                           | 2014-10-30                       |
| CONCHO RESOURCES INC 83 SHS   | P  | 2010-12-29                           | 2014-12-12                       |
| CONCHO RESOURCES INC 69 SHS   | P  | 2012-02-02                           | 2014-12-12                       |

Form 990PF Part IV - Capital Gains and Losses for Tax on Investment Income - Columns e - h

| (e) Gross sales price | (f) Depreciation allowed<br>(or allowable) | (g) Cost or other basis<br>plus expense of sale | (h) Gain or (loss)<br>(e) plus (f) minus (g) |
|-----------------------|--|---|--|
| 11,734                |  | 12,962  | -1,228                                       |
| 122                   |  | 117   | 5  |
| 7,418                 |  | 9,783   | -2,365                                       |
| 2,433                 |  | 1,882   | 551  |
| 4,711                 |  | 1,486   | 3,225  |
| 1,754                 |  | 1,139   | 615  |
| 3,120                 |  | 1,988   | 1,132  |
| 1,537                 |  | 1,114   | 423  |
| 7,082                 |  | 7,222   | -140   |
| 5,888                 |  | 7,491   | -1,603                                       |

Form 990PF Part IV - Capital Gains and Losses for Tax on Investment Income - Columns i - l

| Complete only for assets showing gain in column (h) and owned by the foundation on 12/31/69 |                                      |   | (l) Gains (Col (h) gain minus col (k), but not less than -0-) or<br>Losses (from col (h)) |
|---|--------------------------------------|---|---|
| (i) F M V as of 12/31/69  | (j) Adjusted basis<br>as of 12/31/69 | (k) Excess of col (i)<br>over col (j), if any |   |
|   |                                      |   | -1,228  |
|   |                                      |   | 5   |
|   |                                      |   | -2,365  |
|   |                                      |   | 551   |
|   |                                      |   | 3,225   |
|   |                                      |   | 615   |
|   |                                      |   | 1,132   |
|   |                                      |   | 423   |
|   |                                      |   | -140  |
|   |                                      |   | -1,603  |

Form 990PF Part IV - Capital Gains and Losses for Tax on Investment Income - Columns a - d

| (a) List and describe the kind(s) of property sold (e g , real estate, 2-story brick warehouse, or common stock, 200 shs MLC Co ) | (b) How acquired<br>P—Purchase<br>D—Donation | (c) Date acquired<br>(mo , day, yr ) | (d) Date sold<br>(mo , day, yr ) |
|---|--|--------------------------------------|----------------------------------|
| CONCHO RESOURCES INC 4 SHS  | P  | 2012-04-12                           | 2014-12-12                       |
| CONCHO RESOURCES INC 1 SHS  | P  | 2013-01-31                           | 2014-12-12                       |
| CONCHO RESOURCES INC 52 SHS   | P  | 2013-12-31                           | 2014-12-12                       |
| CVS HEALTH CORP 30 SHS  | P  | 2014-03-26                           | 2014-10-30                       |
| DANAHER CORP 37 SHS   | P  | 2010-12-08                           | 2014-10-30                       |
| DECKERS OUTDOOR CORP 23 SHS   | P  | 2010-12-08                           | 2014-10-30                       |
| DENBURY RESOURCES NEW INC NEW 445 SHS   | P  | 2010-10-19                           | 2014-08-07                       |
| DENBURY RESOURCES NEW INC NEW 560 SHS   | P  | 2011-03-21                           | 2014-08-07                       |
| DENBURY RESOURCES NEW INC NEW 10 SHS  | P  | 2013-01-31                           | 2014-08-07                       |
| DENBURY RESOURCES NEW INC NEW 339 SHS   | P  | 2013-12-31                           | 2014-08-07                       |

Form 990PF Part IV - Capital Gains and Losses for Tax on Investment Income - Columns e - h

| (e) Gross sales price | (f) Depreciation allowed<br>(or allowable) | (g) Cost or other basis<br>plus expense of sale | (h) Gain or (loss)<br>(e) plus (f) minus (g) |
|-----------------------|--|---|--|
| 341                   |  | 392   | -51  |
| 85                    |  | 91  | -6   |
| 4,437                 |  | 5,613   | -1,176                                       |
| 2,573                 |  | 2,279   | 294  |
| 2,950                 |  | 1,686   | 1,264  |
| 2,040                 |  | 1,821   | 219  |
| 7,293                 |  | 8,004   | -711   |
| 9,178                 |  | 13,359  | -4,181                                       |
| 164                   |  | 187   | -23  |
| 5,556                 |  | 5,596   | -40  |

Form 990PF Part IV - Capital Gains and Losses for Tax on Investment Income - Columns i - l

| Complete only for assets showing gain in column (h) and owned by the foundation on 12/31/69 |                                      |   | (l) Gains (Col (h) gain minus col (k), but not less than -0-) or<br>Losses (from col (h)) |
|---|--------------------------------------|---|---|
| (i) F M V as of 12/31/69  | (j) Adjusted basis<br>as of 12/31/69 | (k) Excess of col (i)<br>over col (j), if any |   |
|   |                                      |   | -51   |
|   |                                      |   | -6  |
|   |                                      |   | -1,176  |
|   |                                      |   | 294   |
|   |                                      |   | 1,264   |
|   |                                      |   | 219   |
|   |                                      |   | -711  |
|   |                                      |   | -4,181  |
|   |                                      |   | -23   |
|   |                                      |   | -40   |

Form 990PF Part IV - Capital Gains and Losses for Tax on Investment Income - Columns a - d

| (a) List and describe the kind(s) of property sold (e g , real estate, 2-story brick warehouse, or common stock, 200 shs MLC Co ) | (b) How acquired<br>P—Purchase<br>D—Donation | (c) Date acquired<br>(mo , day, yr ) | (d) Date sold<br>(mo , day, yr ) |
|---|--|--------------------------------------|----------------------------------|
| ECOLAB INC 15 SHS   | P  | 2012-12-07                           | 2014-10-30                       |
| EMC CORP MASS 47 SHS  | P  | 2010-10-01                           | 2014-10-30                       |
| EPAM SYSTEMS INC 73 SHS   | P  | 2014-03-24                           | 2014-10-30                       |
| EXPRESS SCRIPTS HLDG CO COMPANY 482 SHS   | P  | 2010-12-08                           | 2014-07-17                       |
| EXPRESS SCRIPTS HLDG CO COMPANY 12 SHS  | P  | 2010-12-08                           | 2014-10-30                       |
| GILEAD SCIENCES INC 29 SHS  | P  | 2007-12-26                           | 2014-10-30                       |
| GOOGLE INC CL A 4 SHS   | P  | 2009-11-25                           | 2014-10-30                       |
| GOOGLE INC CL C 2 SHS   | P  | 2009-11-25                           | 2014-10-30                       |
| HAIN CELESTIAL GROUP INC 17 SHS   | P  | 2013-12-19                           | 2014-10-30                       |
| ILLINOIS TOOL WORKS INC 24 SHS  | P  | 2011-02-10                           | 2014-10-30                       |

Form 990PF Part IV - Capital Gains and Losses for Tax on Investment Income - Columns e - h

| (e) Gross sales price | (f) Depreciation allowed<br>(or allowable) | (g) Cost or other basis<br>plus expense of sale | (h) Gain or (loss)<br>(e) plus (f) minus (g) |
|-----------------------|--|---|--|
| 1,629                 |  | 1,085   | 544  |
| 1,344                 |  | 958   | 386  |
| 3,435                 |  | 2,312   | 1,123  |
| 31,720                |  | 26,190  | 5,530  |
| 909                   |  | 652   | 257  |
| 3,303                 |  | 682   | 2,621  |
| 2,245                 |  | 1,173   | 1,072  |
| 1,103                 |  | 584   | 519  |
| 1,811                 |  | 1,444   | 367  |
| 2,161                 |  | 1,337   | 824  |

Form 990PF Part IV - Capital Gains and Losses for Tax on Investment Income - Columns i - l

| Complete only for assets showing gain in column (h) and owned by the foundation on 12/31/69 |                                      |   | (l) Gains (Col (h) gain minus col (k), but not less than -0-) or<br>Losses (from col (h)) |
|---|--------------------------------------|---|---|
| (i) F M V as of 12/31/69  | (j) Adjusted basis<br>as of 12/31/69 | (k) Excess of col (i)<br>over col (j), if any |   |
|   |                                      |   | 544   |
|   |                                      |   | 386   |
|   |                                      |   | 1,123   |
|   |                                      |   | 5,530   |
|   |                                      |   | 257   |
|   |                                      |   | 2,621   |
|   |                                      |   | 1,072   |
|   |                                      |   | 519   |
|   |                                      |   | 367   |
|   |                                      |   | 824   |

Form 990PF Part IV - Capital Gains and Losses for Tax on Investment Income - Columns a - d

| (a) List and describe the kind(s) of property sold (e g , real estate, 2-story brick warehouse, or common stock, 200 shs MLC Co ) | (b) How acquired<br>P—Purchase<br>D—Donation | (c) Date acquired<br>(mo , day, yr ) | (d) Date sold<br>(mo , day, yr ) |
|---|--|--------------------------------------|----------------------------------|
| INTEL CORP 37 SHS   | P  | 2014-10-14                           | 2014-10-30                       |
| INTERCONTINENTAL EXCH EXCHANGE INC 7 SHS  | P  | 2007-06-28                           | 2014-10-30                       |
| INTL BUSINESS MACHS CORP CORP 158 SHS   | P  | 2011-12-28                           | 2014-06-24                       |
| INTL BUSINESS MACHS CORP CORP 2 SHS   | P  | 2013-01-31                           | 2014-06-24                       |
| INTL BUSINESS MACHS CORP CORP 53 SHS  | P  | 2013-12-31                           | 2014-06-24                       |
| JOHNSON & JOHNSON 32 SHS  | P  | 2012-07-19                           | 2014-10-30                       |
| LINKEDIN CORP CL A 134 SHS  | P  | 2012-11-09                           | 2014-07-24                       |
| LINKEDIN CORP CL A 45 SHS   | P  | 2013-12-31                           | 2014-07-24                       |
| LKQ CORP 30 SHS   | P  | 2013-12-20                           | 2014-10-30                       |
| MALLINCKRODT PUB LTD CO COMPANY 0 634 SHS   | P  | 2014-08-15                           | 2014-08-18                       |

Form 990PF Part IV - Capital Gains and Losses for Tax on Investment Income - Columns e - h

| (e) Gross sales price | (f) Depreciation allowed<br>(or allowable) | (g) Cost or other basis<br>plus expense of sale | (h) Gain or (loss)<br>(e) plus (f) minus (g) |
|-----------------------|--|---|--|
| 1,211                 |  | 1,190   | 21   |
| 1,424                 |  | 1,045   | 379  |
| 28,727                |  | 29,217  | -490   |
| 364                   |  | 406   | -42  |
| 9,636                 |  | 9,953   | -317   |
| 3,414                 |  | 2,229   | 1,185  |
| 23,696                |  | 13,174  | 10,522                                       |
| 7,958                 |  | 9,752   | -1,794                                       |
| 808                   |  | 976   | -168   |
| 46                    |  | 45  | 1  |

Form 990PF Part IV - Capital Gains and Losses for Tax on Investment Income - Columns i - l

| Complete only for assets showing gain in column (h) and owned by the foundation on 12/31/69 |                                      |   | (l) Gains (Col (h) gain minus col (k), but not less than -0-) or<br>Losses (from col (h)) |
|---|--------------------------------------|---|---|
| (i) F M V as of 12/31/69  | (j) Adjusted basis<br>as of 12/31/69 | (k) Excess of col (i)<br>over col (j), if any |   |
|   |                                      |   | 21  |
|   |                                      |   | 379   |
|   |                                      |   | -490  |
|   |                                      |   | -42   |
|   |                                      |   | -317  |
|   |                                      |   | 1,185   |
|   |                                      |   | 10,522  |
|   |                                      |   | -1,794  |
|   |                                      |   | -168  |
|   |                                      |   | 1   |

Form 990PF Part IV - Capital Gains and Losses for Tax on Investment Income - Columns a - d

| (a) List and describe the kind(s) of property sold (e g , real estate, 2-story brick warehouse, or common stock, 200 shs MLC Co ) | (b) How acquired<br>P—Purchase<br>D—Donation | (c) Date acquired<br>(mo , day, yr ) | (d) Date sold<br>(mo , day, yr ) |
|---|--|--------------------------------------|----------------------------------|
| MALLINCKRODT PUB LTD CO COMPANY 39 SHS  | P  | 2014-08-15                           | 2014-10-30                       |
| MAXIMUS INC 33 SHS  | P  | 2013-07-02                           | 2014-10-30                       |
| MEAD JOHNSON NUTRTN CO COMPANY 13 SHS   | P  | 2012-01-23                           | 2014-10-30                       |
| MICHAEL KORS HLDGS LTD LTD 16 SHS   | P  | 2013-08-02                           | 2014-10-30                       |
| MONDELEZ INTL INC INC 40 SHS  | P  | 2012-09-04                           | 2014-10-30                       |
| MSC INDL DIRECT CL A CLASS A 17 SHS   | P  | 2010-04-16                           | 2014-10-30                       |
| MSC INDL DIRECT CL A CLASS A 133 SHS  | P  | 2010-04-16                           | 2014-11-13                       |
| MSC INDL DIRECT CL A CLASS A 163 SHS  | P  | 2010-04-26                           | 2014-11-13                       |
| MSC INDL DIRECT CL A CLASS A 4 SHS  | P  | 2013-01-31                           | 2014-11-13                       |
| MSC INDL DIRECT CL A CLASS A 105 SHS  | P  | 2013-12-31                           | 2014-11-13                       |

Form 990PF Part IV - Capital Gains and Losses for Tax on Investment Income - Columns e - h

| (e) Gross sales price | (f) Depreciation allowed<br>(or allowable) | (g) Cost or other basis<br>plus expense of sale | (h) Gain or (loss)<br>(e) plus (f) minus (g) |
|-----------------------|--|---|--|
| 3,641                 |  | 2,764   | 877  |
| 1,585                 |  | 1,193   | 392  |
| 1,347                 |  | 935   | 412  |
| 1,255                 |  | 1,098   | 157  |
| 1,409                 |  | 1,077   | 332  |
| 1,368                 |  | 941   | 427  |
| 11,175                |  | 7,364   | 3,811  |
| 13,695                |  | 9,274   | 4,421  |
| 336                   |  | 316   | 20   |
| 8,822                 |  | 8,535   | 287  |

Form 990PF Part IV - Capital Gains and Losses for Tax on Investment Income - Columns i - l

| Complete only for assets showing gain in column (h) and owned by the foundation on 12/31/69 |                                      |   | (l) Gains (Col (h) gain minus col (k), but not less than -0-) or<br>Losses (from col (h)) |
|---|--------------------------------------|---|---|
| (i) F M V as of 12/31/69  | (j) Adjusted basis<br>as of 12/31/69 | (k) Excess of col (i)<br>over col (j), if any |   |
|   |                                      |   | 877   |
|   |                                      |   | 392   |
|   |                                      |   | 412   |
|   |                                      |   | 157   |
|   |                                      |   | 332   |
|   |                                      |   | 427   |
|   |                                      |   | 3,811   |
|   |                                      |   | 4,421   |
|   |                                      |   | 20  |
|   |                                      |   | 287   |

Form 990PF Part IV - Capital Gains and Losses for Tax on Investment Income - Columns a - d

| (a) List and describe the kind(s) of property sold (e g , real estate, 2-story brick warehouse, or common stock, 200 shs MLC Co ) | (b) How acquired<br>P—Purchase<br>D—Donation | (c) Date acquired<br>(mo , day, yr ) | (d) Date sold<br>(mo , day, yr ) |
|---|--|--------------------------------------|----------------------------------|
| NPS PHARMACEUTICAL INC INC 958 SHS  | P  | 2013-06-12                           | 2014-08-11                       |
| NPS PHARMACEUTICAL INC INC 314 SHS  | P  | 2013-12-31                           | 2014-08-11                       |
| O REILLY AUTOMOTIVE NEW NEW 18 SHS  | P  | 2011-12-28                           | 2014-10-30                       |
| ORACLE CORP 20 SHS  | P  | 2010-10-06                           | 2014-10-30                       |
| ORACLE CORP 454 SHS   | P  | 2010-10-06                           | 2014-11-13                       |
| ORACLE CORP 4 SHS   | P  | 2013-01-31                           | 2014-11-13                       |
| ORACLE CORP 161 SHS   | P  | 2013-12-31                           | 2014-11-13                       |
| PEPSICO INC 20 SHS  | P  | 2009-11-25                           | 2014-10-30                       |
| PERRIGO COMPANY PLC 7 SHS   | P  | 2014-09-24                           | 2014-10-30                       |
| PHARMACYCLICS INC 12 SHS  | P  | 2014-08-22                           | 2014-10-30                       |

Form 990PF Part IV - Capital Gains and Losses for Tax on Investment Income - Columns e - h

| (e) Gross sales price | (f) Depreciation allowed<br>(or allowable) | (g) Cost or other basis<br>plus expense of sale | (h) Gain or (loss)<br>(e) plus (f) minus (g) |
|-----------------------|--|---|--|
| 26,750                |  | 15,250  | 11,500                                       |
| 8,768                 |  | 9,377   | -609   |
| 3,158                 |  | 1,460   | 1,698  |
| 771                   |  | 554   | 217  |
| 18,392                |  | 12,570  | 5,822  |
| 162                   |  | 141   | 21   |
| 6,522                 |  | 6,152   | 370  |
| 1,919                 |  | 1,263   | 656  |
| 1,123                 |  | 1,049   | 74   |
| 1,611                 |  | 1,432   | 179  |

Form 990PF Part IV - Capital Gains and Losses for Tax on Investment Income - Columns i - l

| Complete only for assets showing gain in column (h) and owned by the foundation on 12/31/69 |                                      |   | (l) Gains (Col (h) gain minus col (k), but not less than -0-) or<br>Losses (from col (h)) |
|---|--------------------------------------|---|---|
| (i) F M V as of 12/31/69  | (j) Adjusted basis<br>as of 12/31/69 | (k) Excess of col (i)<br>over col (j), if any |   |
|   |                                      |   | 11,500  |
|   |                                      |   | -609  |
|   |                                      |   | 1,698   |
|   |                                      |   | 217   |
|   |                                      |   | 5,822   |
|   |                                      |   | 21  |
|   |                                      |   | 370   |
|   |                                      |   | 656   |
|   |                                      |   | 74  |
|   |                                      |   | 179   |



Form 990PF Part IV - Capital Gains and Losses for Tax on Investment Income - Columns a - d

| (a) List and describe the kind(s) of property sold (e g , real estate, 2-story brick warehouse, or common stock, 200 shs MLC Co ) | (b) How acquired<br>P—Purchase<br>D—Donation | (c) Date acquired<br>(mo , day, yr ) | (d) Date sold<br>(mo , day, yr ) |
|---|--|--------------------------------------|----------------------------------|
| PRAXAIR INC 9 SHS   | P  | 2010-04-26                           | 2014-10-30                       |
| PRECISION CASTPARTS CORP 6 SHS  | P  | 2010-12-08                           | 2014-10-30                       |
| PRICELINE GROUP INC 2 SHS   | P  | 2010-12-08                           | 2014-10-30                       |
| QUALCOMM INC 31 SHS   | P  | 2011-03-18                           | 2014-10-30                       |
| QUESTCOR PHARMACEUTICAL INC 536 SHS   | P  | 2012-05-17                           | 2014-08-18                       |
| QUESTCOR PHARMACEUTICAL INC 5 SHS   | P  | 2013-01-31                           | 2014-08-18                       |
| QUESTCOR PHARMACEUTICAL INC 181 SHS   | P  | 2013-12-31                           | 2014-08-18                       |
| ROSS STORES INC 23 SHS  | P  | 2011-08-24                           | 2014-10-30                       |
| SALLY BEAUTY HLDGS INC INC 42 SHS   | P  | 2012-06-29                           | 2014-10-30                       |
| STARBUCKS CORP 13 SHS   | P  | 2012-12-20                           | 2014-10-30                       |

Form 990PF Part IV - Capital Gains and Losses for Tax on Investment Income - Columns e - h

| (e) Gross sales price | (f) Depreciation allowed<br>(or allowable) | (g) Cost or other basis<br>plus expense of sale | (h) Gain or (loss)<br>(e) plus (f) minus (g) |
|-----------------------|--|---|--|
| 1,109                 |  | 800   | 309  |
| 1,331                 |  | 846   | 485  |
| 2,305                 |  | 830   | 1,475  |
| 2,402                 |  | 1,610   | 792  |
| 50,159                |  | 21,437  | 28,722                                       |
| 468                   |  | 127   | 341  |
| 16,938                |  | 9,766   | 7,172  |
| 1,862                 |  | 844   | 1,018  |
| 1,228                 |  | 1,070   | 158  |
| 1,004                 |  | 702   | 302  |

Form 990PF Part IV - Capital Gains and Losses for Tax on Investment Income - Columns i - l

| Complete only for assets showing gain in column (h) and owned by the foundation on 12/31/69 |                                      |   | (l) Gains (Col (h) gain minus col (k), but not less than -0-) or<br>Losses (from col (h)) |
|---|--------------------------------------|---|---|
| (i) F M V as of 12/31/69  | (j) Adjusted basis<br>as of 12/31/69 | (k) Excess of col (i)<br>over col (j), if any |   |
|   |                                      |   | 309   |
|   |                                      |   | 485   |
|   |                                      |   | 1,475   |
|   |                                      |   | 792   |
|   |                                      |   | 28,722  |
|   |                                      |   | 341   |
|   |                                      |   | 7,172   |
|   |                                      |   | 1,018   |
|   |                                      |   | 158   |
|   |                                      |   | 302   |

Form 990PF Part IV - Capital Gains and Losses for Tax on Investment Income - Columns a - d

| (a) List and describe the kind(s) of property sold (e g , real estate, 2-story brick warehouse, or common stock, 200 shs MLC Co ) | (b) How acquired<br>P—Purchase<br>D—Donation | (c) Date acquired<br>(mo , day, yr ) | (d) Date sold<br>(mo , day, yr ) |
|---|--|--------------------------------------|----------------------------------|
| STERICYCLE INC 12 SHS   | P  | 2010-12-08                           | 2014-10-30                       |
| TRANSDIGM GROUP INC 6 SHS   | P  | 2012-03-28                           | 2014-10-30                       |
| ULTA SALON COSMETICS FRAGRANCE INC 13 SHS   | P  | 2013-08-02                           | 2014-10-30                       |
| VF CORP 28 SHS  | P  | 2011-08-24                           | 2014-10-30                       |
| VISA INC CLASS A 11 SHS   | P  | 2009-11-25                           | 2014-10-30                       |
| WASTE CONNECTIONS INC 43 SHS  | P  | 2010-12-08                           | 2014-10-30                       |
| ALLIANZGI FXD INC C FIXED INCOME SHARES SER C 680 SHS   | P  | 2014-06-13                           | 2014-07-17                       |
| ALLIANZGI FXD INCM SHR C FIXED INCOME SHARES SER C 3190 SHS   | P  | 2014-06-13                           | 2014-10-31                       |
| ALLIANZGI FXD INCM SHR M FIXED INCOME SHARES SER M 3010 SHS   | P  | 2014-06-13                           | 2014-10-31                       |
| FXD INCM SHRS M FIXED INCOME SHARES SER M 680 SHS   | P  | 2014-06-13                           | 2014-07-17                       |

Form 990PF Part IV - Capital Gains and Losses for Tax on Investment Income - Columns e - h

| (e) Gross sales price | (f) Depreciation allowed<br>(or allowable) | (g) Cost or other basis<br>plus expense of sale | (h) Gain or (loss)<br>(e) plus (f) minus (g) |
|-----------------------|--|---|--|
| 1,483                 |  | 927   | 556  |
| 1,113                 |  | 568   | 545  |
| 1,579                 |  | 1,355   | 224  |
| 1,889                 |  | 785   | 1,104  |
| 2,612                 |  | 901   | 1,711  |
| 2,146                 |  | 1,134   | 1,012  |
| 8,384                 |  | 8,384   | 0  |
| 39,205                |  | 39,333  | -128   |
| 32,448                |  | 32,508  | -60  |
| 7,358                 |  | 7,344   | 14   |

Form 990PF Part IV - Capital Gains and Losses for Tax on Investment Income - Columns i - l

| Complete only for assets showing gain in column (h) and owned by the foundation on 12/31/69 |                                      |   | (l) Gains (Col (h) gain minus col (k), but not less than -0-) or<br>Losses (from col (h)) |
|---|--------------------------------------|---|---|
| (i) F M V as of 12/31/69  | (j) Adjusted basis<br>as of 12/31/69 | (k) Excess of col (i)<br>over col (j), if any |   |
|   |                                      |   | 556   |
|   |                                      |   | 545   |
|   |                                      |   | 224   |
|   |                                      |   | 1,104   |
|   |                                      |   | 1,711   |
|   |                                      |   | 1,012   |
|   |                                      |   | 0   |
|   |                                      |   | -128  |
|   |                                      |   | -60   |
|   |                                      |   | 14  |

Form 990PF Part IV - Capital Gains and Losses for Tax on Investment Income - Columns a - d

| (a) List and describe the kind(s) of property sold (e g , real estate, 2-story brick warehouse, or common stock, 200 shs MLC Co ) | (b) How acquired<br>P—Purchase<br>D—Donation | (c) Date acquired<br>(mo , day, yr ) | (d) Date sold<br>(mo , day, yr ) |
|---|--|--------------------------------------|----------------------------------|
| FNMA AJ4052 4 0 100141 POOL #AJ4052 CPN 4 000% DUE 10/01/41 DTD 10/01/11  | P  | 2012-04-23                           | 2014-10-14                       |
| FNMA AL0935 4 0 050141 POOL #AL0935 CPN 4 000% DUE 05/01/41 DTD 10/01/11  | P  | 2014-04-09                           | 2014-10-14                       |
| FNMA AL1948 4 0 010142 POOL #AL1948 CPN 4 000% DUE 01/01/42 DTD 06/01/12  | P  | 2012-08-07                           | 2014-10-14                       |
| UST NOTE 1 0 053118 CPN 1 000% DUE 05/31/18 DTD 05/31/13 FC 11/30/13 4  | P  | 2014-02-12                           | 2014-09-09                       |
| UST NOTE 1 0 053118 CPN 1 000% DUE 05/31/18 DTD 05/31/13 FC 11/30/13 2  | P  | 2014-02-12                           | 2014-09-25                       |
| UST NOTE 1 0 053118 CPN 1 000% DUE 05/31/18 DTD 05/31/13 FC 11/30/13 4  | P  | 2014-07-08                           | 2014-09-25                       |
| UST NOTE 2 0 111521 CPN 2 000% DUE 11/15/21 DTD 11/15/11 FC 05/15/12 7  | P  | 2013-05-07                           | 2014-11-04                       |
| UST NOTE 0 75 011517 CPN 0 750% DUE 01/15/17 DTD 01/15/14 FC 07/15/14 2   | P  | 2014-02-26                           | 2014-06-17                       |
| UST NOTE 0 75 103117 CPN 0 750% DUE 10/31/17 DTD 10/31/12 FC 04/30/13 1   | P  | 2012-12-13                           | 2014-11-04                       |
| UST NOTE 1 125 123119 CPN 1 125% DUE 12/31/19 DTD 12/31/12 FC 06/30/13 2  | P  | 2013-01-09                           | 2014-08-19                       |

Form 990PF Part IV - Capital Gains and Losses for Tax on Investment Income - Columns e - h

| (e) Gross sales price | (f) Depreciation allowed<br>(or allowable) | (g) Cost or other basis<br>plus expense of sale | (h) Gain or (loss)<br>(e) plus (f) minus (g) |
|-----------------------|--|---|--|
| 20,761                |  | 21,913  | -1,152                                       |
| 8,651                 |  | 8,526   | 125  |
| 44,330                |  | 46,468  | -2,138                                       |
| 41,354                |  | 41,403  | -49  |
| 27,591                |  | 27,602  | -11  |
| 3,942                 |  | 3,943   | -1   |
| 6,988                 |  | 7,215   | -227   |
| 24,976                |  | 25,055  | -79  |
| 15,894                |  | 16,040  | -146   |
| 23,281                |  | 23,784  | -503   |

Form 990PF Part IV - Capital Gains and Losses for Tax on Investment Income - Columns i - l

| Complete only for assets showing gain in column (h) and owned by the foundation on 12/31/69 |                                      |   | (l) Gains (Col (h) gain minus col (k), but not less than -0-) or<br>Losses (from col (h)) |
|---|--------------------------------------|---|---|
| (i) F M V as of 12/31/69  | (j) Adjusted basis<br>as of 12/31/69 | (k) Excess of col (i)<br>over col (j), if any |   |
|   |                                      |   | -1,152  |
|   |                                      |   | 125   |
|   |                                      |   | -2,138  |
|   |                                      |   | -49   |
|   |                                      |   | -11   |
|   |                                      |   | -1  |
|   |                                      |   | -227  |
|   |                                      |   | -79   |
|   |                                      |   | -146  |
|   |                                      |   | -503  |

Form 990PF Part IV - Capital Gains and Losses for Tax on Investment Income - Columns a - d

| (a) List and describe the kind(s) of property sold (e g , real estate, 2-story brick warehouse, or common stock, 200 shs MLC Co ) | (b) How acquired<br>P—Purchase<br>D—Donation | (c) Date acquired<br>(mo , day, yr ) | (d) Date sold<br>(mo , day, yr ) |
|---|--|--------------------------------------|----------------------------------|
| UST NOTE 1 125 123119 CPN 1 125% DUE 12/31/19 DTD 12/31/12 FC 06/30/13 2  | P  | 2013-01-09                           | 2014-09-25                       |
| UST NOTE 1 125 123119 CPN 1 125% DUE 12/31/19 DTD 12/31/12 FC 06/30/13 4  | P  | 2013-07-02                           | 2014-09-25                       |
| UST NOTE 1 125 123119 CPN 1 125% DUE 12/31/19 DTD 12/31/12 FC 06/30/13 5  | P  | 2013-08-13                           | 2014-09-25                       |
| UST NOTE 1 125 123119 CPN 1 125% DUE 12/31/19 DTD 12/31/12 FC 06/30/13 3  | P  | 2013-09-17                           | 2014-09-25                       |
| UST NOTE 1 125 123119 CPN 1 125% DUE 12/31/19 DTD 12/31/12 FC 06/30/13 6  | P  | 2013-12-10                           | 2014-09-25                       |
| UST NOTE 1 125 123119 CPN 1 125% DUE 12/31/19 DTD 12/31/12 FC 06/30/13 4  | P  | 2014-04-15                           | 2014-09-25                       |
| UST NOTE 3 625 021521 CPN 3 625% DUE 02/15/21 DTD 02/15/11 FC 08/15/11 5  | P  | 2014-04-08                           | 2014-12-02                       |
| UST NT INFL 0 125 071522 INFLATION INDEX NOTE CPN 0 125% DUE 07/15/22 DTD 0   | P  | 2012-07-24                           | 2014-07-08                       |
| UST NT INFL 0 125 071522 INFLATION INDEX NOTE CPN 0 125% DUE 07/15/22 DTD 0   | P  | 2012-07-24                           | 2014-07-08                       |
| UST NT INFL 0 125 071522 INFLATION INDEX NOTE CPN 0 125% DUE 07/15/22 DTD 0   | P  | 2012-11-28                           | 2014-07-08                       |

Form 990PF Part IV - Capital Gains and Losses for Tax on Investment Income - Columns e - h

| (e) Gross sales price | (f) Depreciation allowed<br>(or allowable) | (g) Cost or other basis<br>plus expense of sale | (h) Gain or (loss)<br>(e) plus (f) minus (g) |
|-----------------------|--|---|--|
| 23,109                |  | 23,784  | -675   |
| 3,852                 |  | 3,852   | 0  |
| 4,814                 |  | 4,796   | 18   |
| 2,889                 |  | 2,861   | 28   |
| 5,777                 |  | 5,777   | 0  |
| 3,852                 |  | 3,852   | 0  |
| 5,515                 |  | 5,416   | 99   |
| 12,418                |  | 13,397  | -979   |
| 28,975                |  | 31,265  | -2,290                                       |
| 2,070                 |  | 2,250   | -180   |

Form 990PF Part IV - Capital Gains and Losses for Tax on Investment Income - Columns i - l

| Complete only for assets showing gain in column (h) and owned by the foundation on 12/31/69 |                                      |   | (l) Gains (Col (h) gain minus col (k), but not less than -0-) or<br>Losses (from col (h)) |
|---|--------------------------------------|---|---|
| (i) F M V as of 12/31/69  | (j) Adjusted basis<br>as of 12/31/69 | (k) Excess of col (i)<br>over col (j), if any |   |
|   |                                      |   | -675  |
|   |                                      |   | 0   |
|   |                                      |   | 18  |
|   |                                      |   | 28  |
|   |                                      |   | 0   |
|   |                                      |   | 0   |
|   |                                      |   | 99  |
|   |                                      |   | -979  |
|   |                                      |   | -2,290  |
|   |                                      |   | -180  |

Form 990PF Part IV - Capital Gains and Losses for Tax on Investment Income - Columns a - d

| (a) List and describe the kind(s) of property sold (e g , real estate, 2-story brick warehouse, or common stock, 200 shs MLC Co ) | (b) How acquired<br>P—Purchase<br>D—Donation | (c) Date acquired<br>(mo , day, yr ) | (d) Date sold<br>(mo , day, yr ) |
|---|--|--------------------------------------|----------------------------------|
| UST NT INFL 0 125 071522 INFLATION INDEX NOTE CPN 0 125% DUE 07/15/22 DTD 0   | P  | 2012-11-28                           | 2014-11-04                       |
| UST NT INFLT 2 5 011529 INFLATION INDEX NOTE CPN 2 500% DUE 01/15/29 DTD 0  | P  | 2012-12-27                           | 2014-11-04                       |
| UST NT INFLT2 375 011525 INFLATION INDEX NOTE CPN 2 375% DUE 01/15/25 DTD 0   | P  | 2014-04-15                           | 2014-07-14                       |
| UST NT INFLT2 375 011525 INFLATION INDEX NOTE CPN 2 375% DUE 01/15/25 DTD 0   | P  | 2014-06-17                           | 2014-07-14                       |
| OPPEN DEV MKT Y DEVELOPING MARKETS CL Y 646 831 SHS   | P  | 2014-06-10                           | 2014-10-30                       |
| AKBANK TURK ANONIM SIRKETI ADR 556 SHS  | P  | 2010-12-17                           | 2014-05-23                       |
| AKBANK TURK ANONIM SIRKETI ADR 142 SHS  | P  | 2010-12-28                           | 2014-05-23                       |
| AKBANK TURK ANONIM SIRKETI ADR 90 SHS   | P  | 2011-03-03                           | 2014-05-23                       |
| AKBANK TURK ANONIM SIRKETI ADR 498 SHS  | P  | 2013-12-19                           | 2014-05-23                       |
| AKBANK TURK ANONIM SIRKETI ADR 134 SHS  | P  | 2014-01-02                           | 2014-05-23                       |

Form 990PF Part IV - Capital Gains and Losses for Tax on Investment Income - Columns e - h

| (e) Gross sales price | (f) Depreciation allowed<br>(or allowable) | (g) Cost or other basis<br>plus expense of sale | (h) Gain or (loss)<br>(e) plus (f) minus (g) |
|-----------------------|--|---|--|
| 9,182                 |  | 10,150  | -968   |
| 6,907                 |  | 7,928   | -1,021                                       |
| 4,574                 |  | 4,490   | 84   |
| 4,574                 |  | 4,514   | 60   |
| 25,000                |  | 25,660  | -660   |
| 4,279                 |  | 5,805   | -1,526                                       |
| 1,093                 |  | 1,596   | -503   |
| 693                   |  | 798   | -105   |
| 3,833                 |  | 3,360   | 473  |
| 1,031                 |  | 819   | 212  |

Form 990PF Part IV - Capital Gains and Losses for Tax on Investment Income - Columns i - l

| Complete only for assets showing gain in column (h) and owned by the foundation on 12/31/69 |                                      |   | (l) Gains (Col (h) gain minus col (k), but not less than -0-) or<br>Losses (from col (h)) |
|---|--------------------------------------|---|---|
| (i) F M V as of 12/31/69  | (j) Adjusted basis<br>as of 12/31/69 | (k) Excess of col (i)<br>over col (j), if any |   |
|   |                                      |   | -968  |
|   |                                      |   | -1,021  |
|   |                                      |   | 84  |
|   |                                      |   | 60  |
|   |                                      |   | -660  |
|   |                                      |   | -1,526  |
|   |                                      |   | -503  |
|   |                                      |   | -105  |
|   |                                      |   | 473   |
|   |                                      |   | 212   |

Form 990PF Part IV - Capital Gains and Losses for Tax on Investment Income - Columns a - d

| (a) List and describe the kind(s) of property sold (e g , real estate, 2-story brick warehouse, or common stock, 200 shs MLC Co ) | (b) How acquired<br>P—Purchase<br>D—Donation | (c) Date acquired<br>(mo , day, yr ) | (d) Date sold<br>(mo , day, yr ) |
|---|--|--------------------------------------|----------------------------------|
| AMBEV S A SPON ADR SPONS ADR 210 SHS  | P  | 2010-12-17                           | 2014-05-23                       |
| AMBEV S A SPON ADR SPONS ADR 480 SHS  | P  | 2011-03-03                           | 2014-05-23                       |
| AMBEV S A SPON ADR SPONS ADR 390 SHS  | P  | 2011-04-11                           | 2014-05-23                       |
| AMBEV S A SPON ADR SPONS ADR 165 SHS  | P  | 2012-09-24                           | 2014-05-23                       |
| AMBEV S A SPON ADR SPONS ADR 641 SHS  | P  | 2014-01-02                           | 2014-05-23                       |
| BAIDU INC SPONS ADR CL A SPONSORED ADR REPSTG ORD<br>SHARES CLASS A 3 SHS   | P  | 2012-10-23                           | 2014-05-23                       |
| BAIDU INC SPONS ADR CL A SPONSORED ADR REPSTG ORD<br>SHARES CLASS A 54 SHS  | P  | 2013-02-14                           | 2014-05-23                       |
| BAIDU INC SPONS ADR CL A SPONSORED ADR REPSTG ORD<br>SHARES CLASS A 27 SHS  | P  | 2013-03-20                           | 2014-05-23                       |
| BAIDU INC SPONS ADR CL A SPONSORED ADR REPSTG ORD<br>SHARES CLASS A 5 SHS   | P  | 2014-01-02                           | 2014-05-23                       |
| BANCO DO BRASIL S A ADR SPONSORED ADR 181 SHS   | P  | 2010-02-04                           | 2014-05-23                       |

Form 990PF Part IV - Capital Gains and Losses for Tax on Investment Income - Columns e - h

| (e) Gross sales price | (f) Depreciation allowed<br>(or allowable) | (g) Cost or other basis<br>plus expense of sale | (h) Gain or (loss)<br>(e) plus (f) minus (g) |
|-----------------------|--|---|--|
| 1,556                 |  | 1,217   | 339  |
| 3,557                 |  | 2,680   | 877  |
| 2,890                 |  | 2,297   | 593  |
| 1,223                 |  | 1,266   | -43  |
| 4,750                 |  | 4,656   | 94   |
| 503                   |  | 343   | 160  |
| 9,046                 |  | 5,149   | 3,897  |
| 4,523                 |  | 2,318   | 2,205  |
| 838                   |  | 902   | -64  |
| 1,824                 |  | 2,878   | -1,054                                       |

Form 990PF Part IV - Capital Gains and Losses for Tax on Investment Income - Columns i - l

| Complete only for assets showing gain in column (h) and owned by the foundation on 12/31/69 |                                      |   | (l) Gains (Col (h) gain minus col (k), but not less than -0-) or<br>Losses (from col (h)) |
|---|--------------------------------------|---|---|
| (i) F M V as of 12/31/69  | (j) Adjusted basis<br>as of 12/31/69 | (k) Excess of col (i)<br>over col (j), if any |   |
|   |                                      |   | 339   |
|   |                                      |   | 877   |
|   |                                      |   | 593   |
|   |                                      |   | -43   |
|   |                                      |   | 94  |
|   |                                      |   | 160   |
|   |                                      |   | 3,897   |
|   |                                      |   | 2,205   |
|   |                                      |   | -64   |
|   |                                      |   | -1,054  |

Form 990PF Part IV - Capital Gains and Losses for Tax on Investment Income - Columns a - d

| (a) List and describe the kind(s) of property sold (e g , real estate, 2-story brick warehouse, or common stock, 200 shs MLC Co ) | (b) How acquired<br>P—Purchase<br>D—Donation | (c) Date acquired<br>(mo , day, yr ) | (d) Date sold<br>(mo , day, yr ) |
|---|--|--------------------------------------|----------------------------------|
| BANCO DO BRASIL S A ADR SPONSORED ADR 587 SHS   | P  | 2010-12-17                           | 2014-05-23                       |
| BANCO DO BRASIL S A ADR SPONSORED ADR 46 SHS  | P  | 2011-03-03                           | 2014-05-23                       |
| BANCO DO BRASIL S A ADR SPONSORED ADR 82 SHS  | P  | 2011-05-13                           | 2014-05-23                       |
| BANCO DO BRASIL S A ADR SPONSORED ADR 294 SHS   | P  | 2012-05-02                           | 2014-05-23                       |
| BANCO DO BRASIL S A ADR SPONSORED ADR 169 SHS   | P  | 2012-11-09                           | 2014-05-23                       |
| BANCO DO BRASIL S A ADR SPONSORED ADR 158 SHS   | P  | 2013-11-21                           | 2014-05-23                       |
| BANCO DO BRASIL S A ADR SPONSORED ADR 157 SHS   | P  | 2014-01-02                           | 2014-05-23                       |
| BANCO MACRO SA ADR CL B SPONSORED ADR REPRESENTING CLASS B 114 SHS  | P  | 2010-12-17                           | 2014-05-23                       |
| BANCO MACRO SA ADR CL B SPONSORED ADR REPRESENTING CLASS B 40 SHS   | P  | 2011-03-29                           | 2014-05-23                       |
| BANCO MACRO SA ADR CL B SPONSORED ADR REPRESENTING CLASS B 32 SHS   | P  | 2011-05-02                           | 2014-05-23                       |

Form 990PF Part IV - Capital Gains and Losses for Tax on Investment Income - Columns e - h

| (e) Gross sales price | (f) Depreciation allowed<br>(or allowable) | (g) Cost or other basis<br>plus expense of sale | (h) Gain or (loss)<br>(e) plus (f) minus (g) |
|-----------------------|--|---|--|
| 5,917                 |  | 10,771  | -4,854                                       |
| 464                   |  | 840   | -376   |
| 827                   |  | 1,461   | -634   |
| 2,963                 |  | 3,633   | -670   |
| 1,703                 |  | 1,775   | -72  |
| 1,593                 |  | 1,793   | -200   |
| 1,583                 |  | 1,593   | -10  |
| 3,435                 |  | 5,848   | -2,413                                       |
| 1,205                 |  | 1,578   | -373   |
| 964                   |  | 1,204   | -240   |

Form 990PF Part IV - Capital Gains and Losses for Tax on Investment Income - Columns i - l

| Complete only for assets showing gain in column (h) and owned by the foundation on 12/31/69 |                                      |   | (l) Gains (Col (h) gain minus col (k), but not less than -0-) or<br>Losses (from col (h)) |
|---|--------------------------------------|---|---|
| (i) F M V as of 12/31/69  | (j) Adjusted basis<br>as of 12/31/69 | (k) Excess of col (i)<br>over col (j), if any |   |
|   |                                      |   | -4,854  |
|   |                                      |   | -376  |
|   |                                      |   | -634  |
|   |                                      |   | -670  |
|   |                                      |   | -72   |
|   |                                      |   | -200  |
|   |                                      |   | -10   |
|   |                                      |   | -2,413  |
|   |                                      |   | -373  |
|   |                                      |   | -240  |

Form 990PF Part IV - Capital Gains and Losses for Tax on Investment Income - Columns a - d

| (a) List and describe the kind(s) of property sold (e g , real estate, 2-story brick warehouse, or common stock, 200 shs MLC Co ) | (b) How acquired<br>P—Purchase<br>D—Donation | (c) Date acquired<br>(mo , day, yr ) | (d) Date sold<br>(mo , day, yr ) |
|---|--|--------------------------------------|----------------------------------|
| BANCO MACRO SA ADR CL B SPONSORED ADR REPRESENTING CLASS B 50 SHS   | P  | 2011-08-08                           | 2014-05-23                       |
| BANCO MACRO SA ADR CL B SPONSORED ADR REPRESENTING CLASS B 29 SHS   | P  | 2014-01-02                           | 2014-05-23                       |
| BB SEGURIDADE PARTICIPACOES S A SPONSORED ADR 960 SHS   | P  | 2014-04-14                           | 2014-05-23                       |
| BIDVEST GRP LTD SPON 08 SPONSORED ADR 2008 19 SHS   | P  | 2010-12-17                           | 2014-05-23                       |
| BIDVEST GRP LTD SPON 08 SPONSORED ADR 2008 44 SHS   | P  | 2011-03-03                           | 2014-05-23                       |
| BIDVEST GRP LTD SPON 08 SPONSORED ADR 2008 16 SHS   | P  | 2011-03-24                           | 2014-05-23                       |
| BIDVEST GRP LTD SPON 08 SPONSORED ADR 2008 31 SHS   | P  | 2011-05-16                           | 2014-05-23                       |
| BIDVEST GRP LTD SPON 08 SPONSORED ADR 2008 19 SHS   | P  | 2014-01-02                           | 2014-05-23                       |
| CHINA CONSTR BK CORP ADR BANK CORP ADR 485 SHS  | P  | 2010-12-17                           | 2014-05-23                       |
| CHINA CONSTR BK CORP ADR BANK CORP ADR 210 SHS  | P  | 2012-04-05                           | 2014-05-23                       |

Form 990PF Part IV - Capital Gains and Losses for Tax on Investment Income - Columns e - h

| (e) Gross sales price | (f) Depreciation allowed<br>(or allowable) | (g) Cost or other basis<br>plus expense of sale | (h) Gain or (loss)<br>(e) plus (f) minus (g) |
|-----------------------|--|---|--|
| 1,506                 |  | 1,465   | 41   |
| 874                   |  | 686   | 188  |
| 12,169                |  | 11,318  | 851  |
| 1,090                 |  | 883   | 207  |
| 2,524                 |  | 1,979   | 545  |
| 918                   |  | 689   | 229  |
| 1,778                 |  | 1,335   | 443  |
| 1,090                 |  | 956   | 134  |
| 7,037                 |  | 8,633   | -1,596                                       |
| 3,047                 |  | 3,250   | -203   |

Form 990PF Part IV - Capital Gains and Losses for Tax on Investment Income - Columns i - l

| Complete only for assets showing gain in column (h) and owned by the foundation on 12/31/69 |                                      |   | (l) Gains (Col (h) gain minus col (k), but not less than -0-) or<br>Losses (from col (h)) |
|---|--------------------------------------|---|---|
| (i) F M V as of 12/31/69  | (j) Adjusted basis<br>as of 12/31/69 | (k) Excess of col (i)<br>over col (j), if any |   |
|   |                                      |   | 41  |
|   |                                      |   | 188   |
|   |                                      |   | 851   |
|   |                                      |   | 207   |
|   |                                      |   | 545   |
|   |                                      |   | 229   |
|   |                                      |   | 443   |
|   |                                      |   | 134   |
|   |                                      |   | -1,596  |
|   |                                      |   | -203  |



Form 990PF Part IV - Capital Gains and Losses for Tax on Investment Income - Columns a - d

| (a) List and describe the kind(s) of property sold (e g , real estate, 2-story brick warehouse, or common stock, 200 shs MLC Co ) | (b) How acquired<br>P—Purchase<br>D—Donation | (c) Date acquired<br>(mo , day, yr ) | (d) Date sold<br>(mo , day, yr ) |
|---|--|--------------------------------------|----------------------------------|
| CHINA CONSTR BK CORP ADR BANK CORP ADR 234 SHS  | P  | 2012-05-02                           | 2014-05-23                       |
| CHINA CONSTR BK CORP ADR BANK CORP ADR 121 SHS  | P  | 2012-07-27                           | 2014-05-23                       |
| CHINA CONSTR BK CORP ADR BANK CORP ADR 148 SHS  | P  | 2012-08-31                           | 2014-05-23                       |
| CHINA CONSTR BK CORP ADR BANK CORP ADR 113 SHS  | P  | 2014-01-02                           | 2014-05-23                       |
| CHINA MOBILE LTD ADR SPONSORED ADRS 84 SHS  | P  | 2012-02-06                           | 2014-05-23                       |
| CHINA MOBILE LTD ADR SPONSORED ADRS 96 SHS  | P  | 2012-02-15                           | 2014-05-23                       |
| CHINA MOBILE LTD ADR SPONSORED ADRS 87 SHS  | P  | 2012-03-09                           | 2014-05-23                       |
| CHINA MOBILE LTD ADR SPONSORED ADRS 27 SHS  | P  | 2014-01-02                           | 2014-05-23                       |
| CIELO S A SPONSORED ADR SPONSORED ADR 410 4 SHS   | P  | 2010-12-17                           | 2014-05-23                       |
| CIELO S A SPONSORED ADR SPONSORED ADR 403 2 SHS   | P  | 2012-11-14                           | 2014-05-23                       |

Form 990PF Part IV - Capital Gains and Losses for Tax on Investment Income - Columns e - h

| (e) Gross sales price | (f) Depreciation allowed<br>(or allowable) | (g) Cost or other basis<br>plus expense of sale | (h) Gain or (loss)<br>(e) plus (f) minus (g) |
|-----------------------|--|---|--|
| 3,395                 |  | 3,709   | -314   |
| 1,756                 |  | 1,547   | 209  |
| 2,147                 |  | 1,949   | 198  |
| 1,640                 |  | 1,669   | -29  |
| 4,110                 |  | 4,231   | -121   |
| 4,698                 |  | 5,006   | -308   |
| 4,257                 |  | 4,704   | -447   |
| 1,321                 |  | 1,388   | -67  |
| 7,410                 |  | 2,896   | 4,514  |
| 7,280                 |  | 4,491   | 2,789  |

Form 990PF Part IV - Capital Gains and Losses for Tax on Investment Income - Columns i - l

| Complete only for assets showing gain in column (h) and owned by the foundation on 12/31/69 |                                      |   | (l) Gains (Col (h) gain minus col (k), but not less than -0-) or<br>Losses (from col (h)) |
|---|--------------------------------------|---|---|
| (i) F M V as of 12/31/69  | (j) Adjusted basis<br>as of 12/31/69 | (k) Excess of col (i)<br>over col (j), if any |   |
|   |                                      |   | -314  |
|   |                                      |   | 209   |
|   |                                      |   | 198   |
|   |                                      |   | -29   |
|   |                                      |   | -121  |
|   |                                      |   | -308  |
|   |                                      |   | -447  |
|   |                                      |   | -67   |
|   |                                      |   | 4,514   |
|   |                                      |   | 2,789   |

Form 990PF Part IV - Capital Gains and Losses for Tax on Investment Income - Columns a - d

| (a) List and describe the kind(s) of property sold (e g , real estate, 2-story brick warehouse, or common stock, 200 shs MLC Co ) | (b) How acquired<br>P—Purchase<br>D—Donation | (c) Date acquired<br>(mo , day, yr ) | (d) Date sold<br>(mo , day, yr ) |
|---|--|--------------------------------------|----------------------------------|
| CIELO S A SPONSORED ADR SPONSORED ADR 74 4 SHS  | P  | 2013-02-07                           | 2014-05-23                       |
| CIELO S A SPONSORED ADR SPONSORED ADR 80 SHS  | P  | 2014-01-02                           | 2014-05-23                       |
| CLICKS GROUP LTD ADR ADR 558 SHS  | P  | 2011-06-09                           | 2014-05-23                       |
| CLICKS GROUP LTD ADR ADR 206 SHS  | P  | 2011-06-29                           | 2014-05-23                       |
| CLICKS GROUP LTD ADR ADR 58 SHS   | P  | 2014-01-02                           | 2014-05-23                       |
| CNOOC LTD SPONS ADR SPONS ADR 40 SHS  | P  | 2012-08-28                           | 2014-05-23                       |
| CNOOC LTD SPONS ADR SPONS ADR 7 SHS   | P  | 2012-09-17                           | 2014-05-23                       |
| CNOOC LTD SPONS ADR SPONS ADR 5 SHS   | P  | 2014-01-02                           | 2014-05-23                       |
| CNOOC LTD SPONS ADR SPONS ADR 20 SHS  | P  | 2014-04-04                           | 2014-05-23                       |
| COMMERCIAL INTL BANK ADR SAE ADR 821 609 SHS  | P  | 2010-12-17                           | 2014-05-23                       |

Form 990PF Part IV - Capital Gains and Losses for Tax on Investment Income - Columns e - h

| (e) Gross sales price | (f) Depreciation allowed<br>(or allowable) | (g) Cost or other basis<br>plus expense of sale | (h) Gain or (loss)<br>(e) plus (f) minus (g) |
|-----------------------|--|---|--|
| 1,343                 |  | 882   | 461  |
| 1,444                 |  | 1,101   | 343  |
| 6,845                 |  | 7,065   | -220   |
| 2,527                 |  | 2,567   | -40  |
| 712                   |  | 700   | 12   |
| 7,060                 |  | 7,626   | -566   |
| 1,236                 |  | 1,457   | -221   |
| 883                   |  | 916   | -33  |
| 3,530                 |  | 3,133   | 397  |
| 4,000                 |  | 4,372   | -372   |

Form 990PF Part IV - Capital Gains and Losses for Tax on Investment Income - Columns i - l

| Complete only for assets showing gain in column (h) and owned by the foundation on 12/31/69 |                                      |   | (l) Gains (Col (h) gain minus col (k), but not less than -0-) or<br>Losses (from col (h)) |
|---|--------------------------------------|---|---|
| (i) F M V as of 12/31/69  | (j) Adjusted basis<br>as of 12/31/69 | (k) Excess of col (i)<br>over col (j), if any |   |
|   |                                      |   | 461   |
|   |                                      |   | 343   |
|   |                                      |   | -220  |
|   |                                      |   | -40   |
|   |                                      |   | 12  |
|   |                                      |   | -566  |
|   |                                      |   | -221  |
|   |                                      |   | -33   |
|   |                                      |   | 397   |
|   |                                      |   | -372  |

Form 990PF Part IV - Capital Gains and Losses for Tax on Investment Income - Columns a - d

| (a) List and describe the kind(s) of property sold (e g , real estate, 2-story brick warehouse, or common stock, 200 shs MLC Co ) | (b) How acquired<br>P—Purchase<br>D—Donation | (c) Date acquired<br>(mo , day, yr ) | (d) Date sold<br>(mo , day, yr ) |
|---|--|--------------------------------------|----------------------------------|
| COMMERCIAL INTL BANK ADR SAE ADR 361 391 SHS  | P  | 2011-05-10                           | 2014-05-23                       |
| COMMERCIAL INTL BANK ADR SAE ADR 270 SHS  | P  | 2014-01-02                           | 2014-05-23                       |
| COMPANHIA ENERGETICA DEF MINAS GERAIS SPONS ADR REP NON VOTING PFD 1330 SHS   | P  | 2014-03-27                           | 2014-05-23                       |
| GAZPROM OAO SPONS ADR ADR 580 SHS   | P  | 2011-08-12                           | 2014-05-23                       |
| GAZPROM OAO SPONS ADR ADR 184 SHS   | P  | 2011-09-06                           | 2014-05-23                       |
| GAZPROM OAO SPONS ADR ADR 216 SHS   | P  | 2012-07-26                           | 2014-05-23                       |
| GAZPROM OAO SPONS ADR ADR 405 SHS   | P  | 2013-07-09                           | 2014-05-23                       |
| GAZPROM OAO SPONS ADR ADR 162 SHS   | P  | 2013-11-15                           | 2014-05-23                       |
| GAZPROM OAO SPONS ADR ADR 155 SHS   | P  | 2014-01-02                           | 2014-05-23                       |
| IMPERIAL HLDGS ADR NEW SPONSORED ADR NEW 216 SHS  | P  | 2013-02-19                           | 2014-05-23                       |

Form 990PF Part IV - Capital Gains and Losses for Tax on Investment Income - Columns e - h

| (e) Gross sales price | (f) Depreciation allowed<br>(or allowable) | (g) Cost or other basis<br>plus expense of sale | (h) Gain or (loss)<br>(e) plus (f) minus (g) |
|-----------------------|--|---|--|
| 1,759                 |  | 1,174   | 585  |
| 1,314                 |  | 1,161   | 153  |
| 10,174                |  | 8,871   | 1,303  |
| 4,872                 |  | 6,641   | -1,769                                       |
| 1,546                 |  | 2,109   | -563   |
| 1,814                 |  | 1,941   | -127   |
| 3,402                 |  | 2,799   | 603  |
| 1,361                 |  | 1,458   | -97  |
| 1,302                 |  | 1,286   | 16   |
| 4,323                 |  | 4,960   | -637   |

Form 990PF Part IV - Capital Gains and Losses for Tax on Investment Income - Columns i - l

| Complete only for assets showing gain in column (h) and owned by the foundation on 12/31/69 |                                      |   | (l) Gains (Col (h) gain minus col (k), but not less than -0-) or<br>Losses (from col (h)) |
|---|--------------------------------------|---|---|
| (i) F M V as of 12/31/69  | (j) Adjusted basis<br>as of 12/31/69 | (k) Excess of col (i)<br>over col (j), if any |   |
|   |                                      |   | 585   |
|   |                                      |   | 153   |
|   |                                      |   | 1,303   |
|   |                                      |   | -1,769  |
|   |                                      |   | -563  |
|   |                                      |   | -127  |
|   |                                      |   | 603   |
|   |                                      |   | -97   |
|   |                                      |   | 16  |
|   |                                      |   | -637  |

Form 990PF Part IV - Capital Gains and Losses for Tax on Investment Income - Columns a - d

| (a) List and describe the kind(s) of property sold (e g , real estate, 2-story brick warehouse, or common stock, 200 shs MLC Co ) | (b) How acquired<br>P—Purchase<br>D—Donation | (c) Date acquired<br>(mo , day, yr ) | (d) Date sold<br>(mo , day, yr ) |
|---|--|--------------------------------------|----------------------------------|
| IMPERIAL HLDGS ADR NEW SPONSORED ADR NEW 93 SHS   | P  | 2013-05-31                           | 2014-05-23                       |
| IMPERIAL HLDGS ADR NEW SPONSORED ADR NEW 130 SHS  | P  | 2013-10-18                           | 2014-05-23                       |
| IMPERIAL HLDGS ADR NEW SPONSORED ADR NEW 43 SHS   | P  | 2014-01-02                           | 2014-05-23                       |
| KB FINANCIAL GROUP INC SPONSORED ADR REPRESENTING 1 COM SHARE 172 SHS   | P  | 2011-08-12                           | 2014-05-23                       |
| KB FINANCIAL GROUP INC SPONSORED ADR REPRESENTING 1 COM SHARE 57 SHS  | P  | 2011-09-07                           | 2014-05-23                       |
| KB FINANCIAL GROUP INC SPONSORED ADR REPRESENTING 1 COM SHARE 80 SHS  | P  | 2011-11-23                           | 2014-05-23                       |
| KB FINANCIAL GROUP INC SPONSORED ADR REPRESENTING 1 COM SHARE 34 SHS  | P  | 2012-01-25                           | 2014-05-23                       |
| KB FINANCIAL GROUP INC SPONSORED ADR REPRESENTING 1 COM SHARE 33 SHS  | P  | 2014-01-02                           | 2014-05-23                       |
| KIMBERLY CLARK DE MX ADR S A B DE CV SPONSORED ADR 763 SHS  | P  | 2010-12-17                           | 2014-05-23                       |
| KOC HOLDING ADR ADR 273 738 SHS   | P  | 2010-12-17                           | 2014-05-23                       |

Form 990PF Part IV - Capital Gains and Losses for Tax on Investment Income - Columns e - h

| (e) Gross sales price | (f) Depreciation allowed<br>(or allowable) | (g) Cost or other basis<br>plus expense of sale | (h) Gain or (loss)<br>(e) plus (f) minus (g) |
|-----------------------|--|---|--|
| 1,861                 |  | 1,931   | -70  |
| 2,602                 |  | 2,932   | -330   |
| 861                   |  | 819   | 42   |
| 6,025                 |  | 6,547   | -522   |
| 1,997                 |  | 2,218   | -221   |
| 2,802                 |  | 2,522   | 280  |
| 1,191                 |  | 1,251   | -60  |
| 1,156                 |  | 1,297   | -141   |
| 10,646                |  | 7,762   | 2,884  |
| 6,474                 |  | 6,198   | 276  |

Form 990PF Part IV - Capital Gains and Losses for Tax on Investment Income - Columns i - l

| Complete only for assets showing gain in column (h) and owned by the foundation on 12/31/69 |                                      |   | (l) Gains (Col (h) gain minus col (k), but not less than -0-) or<br>Losses (from col (h)) |
|---|--------------------------------------|---|---|
| (i) F M V as of 12/31/69  | (j) Adjusted basis<br>as of 12/31/69 | (k) Excess of col (i)<br>over col (j), if any |   |
|   |                                      |   | -70   |
|   |                                      |   | -330  |
|   |                                      |   | 42  |
|   |                                      |   | -522  |
|   |                                      |   | -221  |
|   |                                      |   | 280   |
|   |                                      |   | -60   |
|   |                                      |   | -141  |
|   |                                      |   | 2,884   |
|   |                                      |   | 276   |

Form 990PF Part IV - Capital Gains and Losses for Tax on Investment Income - Columns a - d

| (a) List and describe the kind(s) of property sold (e g , real estate, 2-story brick warehouse, or common stock, 200 shs MLC Co ) | (b) How acquired<br>P—Purchase<br>D—Donation | (c) Date acquired<br>(mo , day, yr ) | (d) Date sold<br>(mo , day, yr ) |
|---|--|--------------------------------------|----------------------------------|
| KOC HOLDING ADR ADR 174 263 SHS   | P  | 2011-03-03                           | 2014-05-23                       |
| KOC HOLDING ADR ADR 92 SHS  | P  | 2013-11-12                           | 2014-05-23                       |
| KOC HOLDING ADR ADR 57 SHS  | P  | 2014-01-02                           | 2014-05-23                       |
| LOCALIZA RENT A CAR ADR SPON ADR 1222 SHS   | P  | 2014-01-31                           | 2014-05-23                       |
| MOBILE TELESYSTEMS OJSC SPONS ADR 690 SHS   | P  | 2010-12-17                           | 2014-05-23                       |
| MOBILE TELESYSTEMS OJSC SPONS ADR 69 SHS  | P  | 2012-10-26                           | 2014-05-23                       |
| MOBILE TELESYSTEMS OJSC SPONS ADR 67 SHS  | P  | 2014-01-02                           | 2014-05-23                       |
| NEDBANK GROUP LTD ADR SPONSORED ADR 352 SHS   | P  | 2010-12-17                           | 2014-05-23                       |
| NEDBANK GROUP LTD ADR SPONSORED ADR 19 SHS  | P  | 2011-03-03                           | 2014-05-23                       |
| NEDBANK GROUP LTD ADR SPONSORED ADR 34 SHS  | P  | 2014-01-02                           | 2014-05-23                       |

Form 990PF Part IV - Capital Gains and Losses for Tax on Investment Income - Columns e - h

| (e) Gross sales price | (f) Depreciation allowed<br>(or allowable) | (g) Cost or other basis<br>plus expense of sale | (h) Gain or (loss)<br>(e) plus (f) minus (g) |
|-----------------------|--|---|--|
| 4,121                 |  | 3,260   | 861  |
| 2,176                 |  | 2,031   | 145  |
| 1,348                 |  | 1,145   | 203  |
| 19,642                |  | 15,585  | 4,057  |
| 12,730                |  | 14,046  | -1,316                                       |
| 1,273                 |  | 1,153   | 120  |
| 1,236                 |  | 1,432   | -196   |
| 7,839                 |  | 6,667   | 1,172  |
| 423                   |  | 365   | 58   |
| 757                   |  | 669   | 88   |

Form 990PF Part IV - Capital Gains and Losses for Tax on Investment Income - Columns i - l

| Complete only for assets showing gain in column (h) and owned by the foundation on 12/31/69 |                                      |   | (l) Gains (Col (h) gain minus col (k), but not less than -0-) or<br>Losses (from col (h)) |
|---|--------------------------------------|---|---|
| (i) F M V as of 12/31/69  | (j) Adjusted basis<br>as of 12/31/69 | (k) Excess of col (i)<br>over col (j), if any |   |
|   |                                      |   | 861   |
|   |                                      |   | 145   |
|   |                                      |   | 203   |
|   |                                      |   | 4,057   |
|   |                                      |   | -1,316  |
|   |                                      |   | 120   |
|   |                                      |   | -196  |
|   |                                      |   | 1,172   |
|   |                                      |   | 58  |
|   |                                      |   | 88  |

Form 990PF Part IV - Capital Gains and Losses for Tax on Investment Income - Columns a - d

| (a) List and describe the kind(s) of property sold (e g , real estate, 2-story brick warehouse, or common stock, 200 shs MLC Co ) | (b) How acquired<br>P—Purchase<br>D—Donation | (c) Date acquired<br>(mo , day, yr ) | (d) Date sold<br>(mo , day, yr ) |
|---|--|--------------------------------------|----------------------------------|
| NETEASE INC SPON ADR SPONS ADR 148 SHS  | P  | 2010-12-17                           | 2014-05-23                       |
| NETEASE INC SPON ADR SPONS ADR 16 SHS   | P  | 2013-05-13                           | 2014-05-23                       |
| NETEASE INC SPON ADR SPONS ADR 16 SHS   | P  | 2014-01-02                           | 2014-05-23                       |
| NETEASE INC SPON ADR SPONS ADR 28 SHS   | P  | 2014-04-25                           | 2014-05-23                       |
| OIL COMPANY LUKOIL ADR SPONS ADR 78 SHS   | P  | 2011-08-12                           | 2014-05-23                       |
| OIL COMPANY LUKOIL ADR SPONS ADR 35 SHS   | P  | 2011-09-06                           | 2014-05-23                       |
| OIL COMPANY LUKOIL ADR SPONS ADR 10 SHS   | P  | 2014-01-02                           | 2014-05-23                       |
| ORIFLAME COSMETICS SA SPONS ADR 517 SHS   | P  | 2010-12-17                           | 2014-05-27                       |
| ORIFLAME COSMETICS SA SPONS ADR 26 SHS  | P  | 2010-12-29                           | 2014-05-27                       |
| ORIFLAME COSMETICS SA SPONS ADR 34 SHS  | P  | 2014-01-02                           | 2014-05-27                       |

Form 990PF Part IV - Capital Gains and Losses for Tax on Investment Income - Columns e - h

| (e) Gross sales price | (f) Depreciation allowed<br>(or allowable) | (g) Cost or other basis<br>plus expense of sale | (h) Gain or (loss)<br>(e) plus (f) minus (g) |
|-----------------------|--|---|--|
| 10,506                |  | 5,394   | 5,112  |
| 1,136                 |  | 930   | 206  |
| 1,136                 |  | 1,252   | -116   |
| 1,988                 |  | 2,045   | -57  |
| 4,449                 |  | 4,333   | 116  |
| 1,996                 |  | 2,027   | -31  |
| 570                   |  | 622   | -52  |
| 6,437                 |  | 13,018  | -6,581                                       |
| 324                   |  | 673   | -349   |
| 423                   |  | 514   | -91  |

Form 990PF Part IV - Capital Gains and Losses for Tax on Investment Income - Columns i - l

| Complete only for assets showing gain in column (h) and owned by the foundation on 12/31/69 |                                      |   | (l) Gains (Col (h) gain minus col (k), but not less than -0-) or<br>Losses (from col (h)) |
|---|--------------------------------------|---|---|
| (i) F M V as of 12/31/69  | (j) Adjusted basis<br>as of 12/31/69 | (k) Excess of col (i)<br>over col (j), if any |   |
|   |                                      |   | 5,112   |
|   |                                      |   | 206   |
|   |                                      |   | -116  |
|   |                                      |   | -57   |
|   |                                      |   | 116   |
|   |                                      |   | -31   |
|   |                                      |   | -52   |
|   |                                      |   | -6,581  |
|   |                                      |   | -349  |
|   |                                      |   | -91   |

Form 990PF Part IV - Capital Gains and Losses for Tax on Investment Income - Columns a - d

| (a) List and describe the kind(s) of property sold (e g , real estate, 2-story brick warehouse, or common stock, 200 shs MLC Co ) | (b) How acquired<br>P—Purchase<br>D—Donation | (c) Date acquired<br>(mo , day, yr ) | (d) Date sold<br>(mo , day, yr ) |
|---|--|--------------------------------------|----------------------------------|
| PERUSAHAN PERSEROAN PERSERO ADR PORT TELEKMUNIKIASI INDONESIA 290 SHS   | P  | 2010-12-17                           | 2014-05-27                       |
| PERUSAHAN PERSEROAN PERSERO ADR PORT TELEKMUNIKIASI INDONESIA 65 SHS  | P  | 2014-01-02                           | 2014-05-27                       |
| PHILIPPINE LONG DISTNCE DISTANCE TELEPHONE COMPANY SPONSORED ADR 175 SHS  | P  | 2010-12-17                           | 2014-05-27                       |
| PHILIPPINE LONG DISTNCE DISTANCE TELEPHONE COMPANY SPONSORED ADR 19 SHS   | P  | 2014-01-02                           | 2014-05-27                       |
| PPC LTD ADR 735 SHS   | P  | 2010-12-17                           | 2014-05-27                       |
| PPC LTD ADR 52 SHS  | P  | 2011-03-03                           | 2014-05-27                       |
| PPC LTD ADR 50 SHS  | P  | 2014-01-02                           | 2014-05-27                       |
| PT ASTRA INTL TBK ADR TBK ADR 529 SHS   | P  | 2013-07-02                           | 2014-05-27                       |
| PT ASTRA INTL TBK ADR TBK ADR 366 SHS   | P  | 2013-11-26                           | 2014-05-27                       |
| PT ASTRA INTL TBK ADR TBK ADR 55 SHS  | P  | 2014-01-02                           | 2014-05-27                       |

Form 990PF Part IV - Capital Gains and Losses for Tax on Investment Income - Columns e - h

| (e) Gross sales price | (f) Depreciation allowed<br>(or allowable) | (g) Cost or other basis<br>plus expense of sale | (h) Gain or (loss)<br>(e) plus (f) minus (g) |
|-----------------------|--|---|--|
| 12,722                |  | 10,110  | 2,612  |
| 2,851                 |  | 2,266   | 585  |
| 11,670                |  | 9,840   | 1,830  |
| 1,267                 |  | 1,125   | 142  |
| 4,505                 |  | 7,291   | -2,786                                       |
| 319                   |  | 408   | -89  |
| 307                   |  | 294   | 13   |
| 6,824                 |  | 7,120   | -296   |
| 4,722                 |  | 3,951   | 771  |
| 710                   |  | 626   | 84   |

Form 990PF Part IV - Capital Gains and Losses for Tax on Investment Income - Columns i - l

| Complete only for assets showing gain in column (h) and owned by the foundation on 12/31/69 |                                      |   | (l) Gains (Col (h) gain minus col (k), but not less than -0-) or<br>Losses (from col (h)) |
|---|--------------------------------------|---|---|
| (i) F M V as of 12/31/69  | (j) Adjusted basis<br>as of 12/31/69 | (k) Excess of col (i)<br>over col (j), if any |   |
|   |                                      |   | 2,612   |
|   |                                      |   | 585   |
|   |                                      |   | 1,830   |
|   |                                      |   | 142   |
|   |                                      |   | -2,786  |
|   |                                      |   | -89   |
|   |                                      |   | 13  |
|   |                                      |   | -296  |
|   |                                      |   | 771   |
|   |                                      |   | 84  |

Form 990PF Part IV - Capital Gains and Losses for Tax on Investment Income - Columns a - d

| (a) List and describe the kind(s) of property sold (e g , real estate, 2-story brick warehouse, or common stock, 200 shs MLC Co ) | (b) How acquired<br>P—Purchase<br>D—Donation | (c) Date acquired<br>(mo , day, yr ) | (d) Date sold<br>(mo , day, yr ) |
|---|--|--------------------------------------|----------------------------------|
| PT ASTRA INTL TBK ADR TBK ADR 57 SHS  | P  | 2014-03-27                           | 2014-05-27                       |
| PT BANK MANDIRI PERSERO TBK 229 SHS   | P  | 2011-01-04                           | 2014-05-27                       |
| PT BANK MANDIRI PERSERO TBK 843 SHS   | P  | 2012-03-12                           | 2014-05-27                       |
| PT BANK MANDIRI PERSERO TBK 164 SHS   | P  | 2013-07-29                           | 2014-05-27                       |
| PT BANK MANDIRI PERSERO TBK 121 SHS   | P  | 2013-09-25                           | 2014-05-27                       |
| PT BANK MANDIRI PERSERO TBK 316 SHS   | P  | 2013-12-27                           | 2014-05-27                       |
| PT BANK MANDIRI PERSERO TBK 149 SHS   | P  | 2014-01-02                           | 2014-05-27                       |
| PT SEMEN INDONESIA PERSERO TBK 183 SHS  | P  | 2010-12-17                           | 2014-05-27                       |
| PT SEMEN INDONESIA PERSERO TBK 150 SHS  | P  | 2014-01-02                           | 2014-05-27                       |
| PT SEMEN INDONESIA PERSERO TBK 2 SHS  | P  | 2014-03-28                           | 2014-05-27                       |

Form 990PF Part IV - Capital Gains and Losses for Tax on Investment Income - Columns e - h

| (e) Gross sales price | (f) Depreciation allowed<br>(or allowable) | (g) Cost or other basis<br>plus expense of sale | (h) Gain or (loss)<br>(e) plus (f) minus (g) |
|-----------------------|--|---|--|
| 735                   |  | 726   | 9  |
| 2,029                 |  | 1,664   | 365  |
| 7,469                 |  | 6,109   | 1,360  |
| 1,453                 |  | 1,385   | 68   |
| 1,072                 |  | 875   | 197  |
| 2,800                 |  | 1,990   | 810  |
| 1,320                 |  | 963   | 357  |
| 4,646                 |  | 3,817   | 829  |
| 3,808                 |  | 3,552   | 256  |
| 51                    |  | 56  | -5   |

Form 990PF Part IV - Capital Gains and Losses for Tax on Investment Income - Columns i - l

| Complete only for assets showing gain in column (h) and owned by the foundation on 12/31/69 |                                      |   | (l) Gains (Col (h) gain minus col (k), but not less than -0-) or<br>Losses (from col (h)) |
|---|--------------------------------------|---|---|
| (i) F M V as of 12/31/69  | (j) Adjusted basis<br>as of 12/31/69 | (k) Excess of col (i)<br>over col (j), if any |   |
|   |                                      |   | 9   |
|   |                                      |   | 365   |
|   |                                      |   | 1,360   |
|   |                                      |   | 68  |
|   |                                      |   | 197   |
|   |                                      |   | 810   |
|   |                                      |   | 357   |
|   |                                      |   | 829   |
|   |                                      |   | 256   |
|   |                                      |   | -5  |



Form 990PF Part IV - Capital Gains and Losses for Tax on Investment Income - Columns a - d

| (a) List and describe the kind(s) of property sold (e g , real estate, 2-story brick warehouse, or common stock, 200 shs MLC Co ) | (b) How acquired<br>P—Purchase<br>D—Donation | (c) Date acquired<br>(mo , day, yr ) | (d) Date sold<br>(mo , day, yr ) |
|---|--|--------------------------------------|----------------------------------|
| PT UTD TRACTORS TBK ADR ADR 91 SHS  | P  | 2010-12-17                           | 2014-05-27                       |
| PT UTD TRACTORS TBK ADR ADR 72 SHS  | P  | 2012-08-03                           | 2014-05-27                       |
| PT UTD TRACTORS TBK ADR ADR 36 SHS  | P  | 2012-09-27                           | 2014-05-27                       |
| PT UTD TRACTORS TBK ADR ADR 12 SHS  | P  | 2014-01-02                           | 2014-05-27                       |
| PTT EXPL & PROD PUB ADR LTD SPONS ADR 213 SHS   | P  | 2011-07-05                           | 2014-05-27                       |
| PTT EXPL & PROD PUB ADR LTD SPONS ADR 296 SHS   | P  | 2011-09-07                           | 2014-05-27                       |
| PTT EXPL & PROD PUB ADR LTD SPONS ADR 37 SHS  | P  | 2012-10-26                           | 2014-05-27                       |
| SANLAM LTD SPONSORED ADR 284 SHS  | P  | 2010-12-17                           | 2014-05-27                       |
| SANLAM LTD SPONSORED ADR 25 SHS   | P  | 2014-01-02                           | 2014-05-27                       |
| SBERBANK RUSSIA ADR SPONS ADR 479 SHS   | P  | 2011-08-05                           | 2014-05-27                       |

Form 990PF Part IV - Capital Gains and Losses for Tax on Investment Income - Columns e - h

| (e) Gross sales price | (f) Depreciation allowed<br>(or allowable) | (g) Cost or other basis<br>plus expense of sale | (h) Gain or (loss)<br>(e) plus (f) minus (g) |
|-----------------------|--|---|--|
| 3,358                 |  | 4,641   | -1,283                                       |
| 2,657                 |  | 3,171   | -514   |
| 1,328                 |  | 1,545   | -217   |
| 443                   |  | 381   | 62   |
| 2,026                 |  | 2,503   | -477   |
| 2,815                 |  | 3,325   | -510   |
| 352                   |  | 378   | -26  |
| 8,040                 |  | 5,740   | 2,300  |
| 708                   |  | 623   | 85   |
| 4,852                 |  | 6,563   | -1,711                                       |

Form 990PF Part IV - Capital Gains and Losses for Tax on Investment Income - Columns i - l

| Complete only for assets showing gain in column (h) and owned by the foundation on 12/31/69 |                                      |   | (l) Gains (Col (h) gain minus col (k), but not less than -0-) or<br>Losses (from col (h)) |
|---|--------------------------------------|---|---|
| (i) F M V as of 12/31/69  | (j) Adjusted basis<br>as of 12/31/69 | (k) Excess of col (i)<br>over col (j), if any |   |
|   |                                      |   | -1,283  |
|   |                                      |   | -514  |
|   |                                      |   | -217  |
|   |                                      |   | 62  |
|   |                                      |   | -477  |
|   |                                      |   | -510  |
|   |                                      |   | -26   |
|   |                                      |   | 2,300   |
|   |                                      |   | 85  |
|   |                                      |   | -1,711  |

Form 990PF Part IV - Capital Gains and Losses for Tax on Investment Income - Columns a - d

| (a) List and describe the kind(s) of property sold (e g , real estate, 2-story brick warehouse, or common stock, 200 shs MLC Co ) | (b) How acquired<br>P—Purchase<br>D—Donation | (c) Date acquired<br>(mo , day, yr ) | (d) Date sold<br>(mo , day, yr ) |
|---|--|--------------------------------------|----------------------------------|
| SBERBANK RUSSIA ADR SPONS ADR 169 SHS   | P  | 2011-08-08                           | 2014-05-27                       |
| SBERBANK RUSSIA ADR SPONS ADR 144 SHS   | P  | 2011-09-06                           | 2014-05-27                       |
| SBERBANK RUSSIA ADR SPONS ADR 213 SHS   | P  | 2011-11-16                           | 2014-05-27                       |
| SBERBANK RUSSIA ADR SPONS ADR 263 SHS   | P  | 2012-07-26                           | 2014-05-27                       |
| SBERBANK RUSSIA ADR SPONS ADR 100 SHS   | P  | 2012-08-29                           | 2014-05-27                       |
| SBERBANK RUSSIA ADR SPONS ADR 106 SHS   | P  | 2014-01-02                           | 2014-05-27                       |
| SHINHAN FINL GRP ADR COMPANY LTD SPONSORED ADR 226 SHS  | P  | 2010-12-17                           | 2014-05-27                       |
| SHINHAN FINL GRP ADR COMPANY LTD SPONSORED ADR 30 SHS   | P  | 2011-05-03                           | 2014-05-27                       |
| SHINHAN FINL GRP ADR COMPANY LTD SPONSORED ADR 54 SHS   | P  | 2012-08-29                           | 2014-05-27                       |
| SHOPRITE HLDGS LTD ADR SPONSORED ADR 364 SHS  | P  | 2010-12-17                           | 2014-05-27                       |

Form 990PF Part IV - Capital Gains and Losses for Tax on Investment Income - Columns e - h

| (e) Gross sales price | (f) Depreciation allowed<br>(or allowable) | (g) Cost or other basis<br>plus expense of sale | (h) Gain or (loss)<br>(e) plus (f) minus (g) |
|-----------------------|--|---|--|
| 1,712                 |  | 2,192   | -480   |
| 1,459                 |  | 1,586   | -127   |
| 2,158                 |  | 2,229   | -71  |
| 2,664                 |  | 2,835   | -171   |
| 1,013                 |  | 1,189   | -176   |
| 1,074                 |  | 1,291   | -217   |
| 10,247                |  | 10,065  | 182  |
| 1,360                 |  | 1,459   | -99  |
| 2,448                 |  | 1,750   | 698  |
| 5,729                 |  | 5,267   | 462  |

Form 990PF Part IV - Capital Gains and Losses for Tax on Investment Income - Columns i - l

| Complete only for assets showing gain in column (h) and owned by the foundation on 12/31/69 |                                      |   | (l) Gains (Col (h) gain minus col (k), but not less than -0-) or<br>Losses (from col (h)) |
|---|--------------------------------------|---|---|
| (i) F M V as of 12/31/69  | (j) Adjusted basis<br>as of 12/31/69 | (k) Excess of col (i)<br>over col (j), if any |   |
|   |                                      |   | -480  |
|   |                                      |   | -127  |
|   |                                      |   | -71   |
|   |                                      |   | -171  |
|   |                                      |   | -176  |
|   |                                      |   | -217  |
|   |                                      |   | 182   |
|   |                                      |   | -99   |
|   |                                      |   | 698   |
|   |                                      |   | 462   |

Form 990PF Part IV - Capital Gains and Losses for Tax on Investment Income - Columns a - d

| (a) List and describe the kind(s) of property sold (e g , real estate, 2-story brick warehouse, or common stock, 200 shs MLC Co ) | (b) How acquired<br>P—Purchase<br>D—Donation | (c) Date acquired<br>(mo , day, yr ) | (d) Date sold<br>(mo , day, yr ) |
|---|--|--------------------------------------|----------------------------------|
| SHOPRITE HLDGS LTD ADR SPONSORED ADR 92 SHS   | P  | 2011-03-03                           | 2014-05-27                       |
| SHOPRITE HLDGS LTD ADR SPONSORED ADR 43 SHS   | P  | 2014-01-02                           | 2014-05-27                       |
| STANDARD BK GRP LTD ADR SPONSORED ADR 586 SHS   | P  | 2010-12-17                           | 2014-05-27                       |
| STANDARD BK GRP LTD ADR SPONSORED ADR 50 SHS  | P  | 2014-01-02                           | 2014-05-27                       |
| TAIWAN SEMICON MFG CO MANUFACTURING COMPANY LTD SPONS ADR 639 SHS   | P  | 2010-12-17                           | 2014-05-27                       |
| TAIWAN SEMICON MFG CO MANUFACTURING COMPANY LTD SPONS ADR 195 SHS   | P  | 2012-07-26                           | 2014-05-27                       |
| TAIWAN SEMICON MFG CO MANUFACTURING COMPANY LTD SPONS ADR 85 SHS  | P  | 2014-01-02                           | 2014-05-27                       |
| TIGER BRANDS LTD ADR NEW SPONSORED ADR NEW 183 SHS  | P  | 2010-12-17                           | 2014-05-27                       |
| TIGER BRANDS LTD ADR NEW SPONSORED ADR NEW 64 SHS   | P  | 2011-03-03                           | 2014-05-27                       |
| TIGER BRANDS LTD ADR NEW SPONSORED ADR NEW 19 SHS   | P  | 2014-01-02                           | 2014-05-27                       |

Form 990PF Part IV - Capital Gains and Losses for Tax on Investment Income - Columns e - h

| (e) Gross sales price | (f) Depreciation allowed<br>(or allowable) | (g) Cost or other basis<br>plus expense of sale | (h) Gain or (loss)<br>(e) plus (f) minus (g) |
|-----------------------|--|---|--|
| 1,448                 |  | 1,306   | 142  |
| 677                   |  | 670   | 7  |
| 7,987                 |  | 9,051   | -1,064                                       |
| 681                   |  | 605   | 76   |
| 13,310                |  | 8,081   | 5,229  |
| 4,062                 |  | 2,598   | 1,464  |
| 1,771                 |  | 1,459   | 312  |
| 5,113                 |  | 5,133   | -20  |
| 1,788                 |  | 1,674   | 114  |
| 531                   |  | 473   | 58   |

Form 990PF Part IV - Capital Gains and Losses for Tax on Investment Income - Columns i - l

| Complete only for assets showing gain in column (h) and owned by the foundation on 12/31/69 |                                      |   | (l) Gains (Col (h) gain minus col (k), but not less than -0-) or<br>Losses (from col (h)) |
|---|--------------------------------------|---|---|
| (i) F M V as of 12/31/69  | (j) Adjusted basis<br>as of 12/31/69 | (k) Excess of col (i)<br>over col (j), if any |   |
|   |                                      |   | 142   |
|   |                                      |   | 7   |
|   |                                      |   | -1,064  |
|   |                                      |   | 76  |
|   |                                      |   | 5,229   |
|   |                                      |   | 1,464   |
|   |                                      |   | 312   |
|   |                                      |   | -20   |
|   |                                      |   | 114   |
|   |                                      |   | 58  |

Form 990PF Part IV - Capital Gains and Losses for Tax on Investment Income - Columns a - d

| (a) List and describe the kind(s) of property sold (e g , real estate, 2-story brick warehouse, or common stock, 200 shs MLC Co ) | (b) How acquired<br>P—Purchase<br>D—Donation | (c) Date acquired<br>(mo , day, yr ) | (d) Date sold<br>(mo , day, yr ) |
|---|--|--------------------------------------|----------------------------------|
| TURKCELL ILETISM ADR NEW HIZMETLERI A S SPONSORED ADR NEW 573 SHS   | P  | 2010-12-17                           | 2014-05-27                       |
| TURKCELL ILETISM ADR NEW HIZMETLERI A S SPONSORED ADR NEW 21 SHS  | P  | 2011-03-03                           | 2014-05-27                       |
| TURKCELL ILETISM ADR NEW HIZMETLERI A S SPONSORED ADR NEW 71 SHS  | P  | 2014-01-02                           | 2014-05-27                       |
| VALE S A ADR REP PFD ADR REPRESENTING PFD 2 SHS   | P  | 2010-07-28                           | 2014-05-23                       |
| VALE S A ADR REP PFD ADR REPRESENTING PFD 81 SHS  | P  | 2010-11-10                           | 2014-05-23                       |
| VALE S A ADR REP PFD ADR REPRESENTING PFD 325 SHS   | P  | 2010-12-17                           | 2014-05-23                       |
| VALE S A ADR REP PFD ADR REPRESENTING PFD 35 SHS  | P  | 2011-03-03                           | 2014-05-23                       |
| VALE S A ADR REP PFD ADR REPRESENTING PFD 77 SHS  | P  | 2012-04-27                           | 2014-05-23                       |
| VALE S A ADR REP PFD ADR REPRESENTING PFD 78 SHS  | P  | 2014-01-02                           | 2014-05-23                       |
| VODACOM GROUP LTD ADR SPONSORED ADR 491 SHS   | P  | 2012-02-02                           | 2014-05-27                       |

Form 990PF Part IV - Capital Gains and Losses for Tax on Investment Income - Columns e - h

| (e) Gross sales price | (f) Depreciation allowed<br>(or allowable) | (g) Cost or other basis<br>plus expense of sale | (h) Gain or (loss)<br>(e) plus (f) minus (g) |
|-----------------------|--|---|--|
| 8,457                 |  | 9,470   | -1,013                                       |
| 310                   |  | 285   | 25   |
| 1,048                 |  | 920   | 128  |
| 24                    |  | 48  | -24  |
| 974                   |  | 2,376   | -1,402                                       |
| 3,910                 |  | 9,645   | -5,735                                       |
| 421                   |  | 1,058   | -637   |
| 926                   |  | 1,687   | -761   |
| 938                   |  | 1,030   | -92  |
| 6,088                 |  | 6,386   | -298   |

Form 990PF Part IV - Capital Gains and Losses for Tax on Investment Income - Columns i - l

| Complete only for assets showing gain in column (h) and owned by the foundation on 12/31/69 |                                      |   | (l) Gains (Col (h) gain minus col (k), but not less than -0-) or<br>Losses (from col (h)) |
|---|--------------------------------------|---|---|
| (i) F M V as of 12/31/69  | (j) Adjusted basis<br>as of 12/31/69 | (k) Excess of col (i)<br>over col (j), if any |   |
|   |                                      |   | -1,013  |
|   |                                      |   | 25  |
|   |                                      |   | 128   |
|   |                                      |   | -24   |
|   |                                      |   | -1,402  |
|   |                                      |   | -5,735  |
|   |                                      |   | -637  |
|   |                                      |   | -761  |
|   |                                      |   | -92   |
|   |                                      |   | -298  |

Form 990PF Part IV - Capital Gains and Losses for Tax on Investment Income - Columns a - d

| (a) List and describe the kind(s) of property sold (e g , real estate, 2-story brick warehouse, or common stock, 200 shs MLC Co ) | (b) How acquired<br>P—Purchase<br>D—Donation | (c) Date acquired<br>(mo , day, yr ) | (d) Date sold<br>(mo , day, yr ) |
|---|--|--------------------------------------|----------------------------------|
| VODACOM GROUP LTD ADR SPONSORED ADR 37 SHS  | P  | 2014-01-02                           | 2014-05-27                       |
| WEICHAI POWER LTD ADR LTD ADR 272 508 SHS   | P  | 2010-12-29                           | 2014-05-23                       |
| WEICHAI POWER LTD ADR LTD ADR 11 978 SHS  | P  | 2011-03-03                           | 2014-05-23                       |
| WEICHAI POWER LTD ADR LTD ADR 158 714 SHS   | P  | 2011-03-25                           | 2014-05-23                       |
| WEICHAI POWER LTD ADR LTD ADR 110 8 SHS   | P  | 2011-06-13                           | 2014-05-23                       |
| WEICHAI POWER LTD ADR LTD ADR 39 SHS  | P  | 2014-01-02                           | 2014-05-23                       |
| WOOLWORTHS HLDGS GDR NEW LIMITED SPONORED GDR NEW 115 SHS   | P  | 2012-10-26                           | 2014-05-23                       |
| WOOLWORTHS HLDGS GDR NEW LIMITED SPONORED GDR NEW 10 SHS  | P  | 2014-01-02                           | 2014-05-23                       |
| WYNN MACAU LTD ADR 125 SHS  | P  | 2012-11-06                           | 2014-05-23                       |
| WYNN MACAU LTD ADR 143 SHS  | P  | 2013-03-20                           | 2014-05-23                       |

Form 990PF Part IV - Capital Gains and Losses for Tax on Investment Income - Columns e - h

| (e) Gross sales price | (f) Depreciation allowed<br>(or allowable) | (g) Cost or other basis<br>plus expense of sale | (h) Gain or (loss)<br>(e) plus (f) minus (g) |
|-----------------------|--|---|--|
| 459                   |  | 460   | -1   |
| 3,812                 |  | 5,738   | -1,926                                       |
| 168                   |  | 282   | -114   |
| 2,220                 |  | 3,136   | -916   |
| 1,550                 |  | 1,977   | -427   |
| 546                   |  | 619   | -73  |
| 8,548                 |  | 8,536   | 12   |
| 743                   |  | 711   | 32   |
| 5,361                 |  | 3,732   | 1,629  |
| 6,133                 |  | 3,899   | 2,234  |

Form 990PF Part IV - Capital Gains and Losses for Tax on Investment Income - Columns i - l

| Complete only for assets showing gain in column (h) and owned by the foundation on 12/31/69 |                                      |   | (l) Gains (Col (h) gain minus col (k), but not less than -0-) or<br>Losses (from col (h)) |
|---|--------------------------------------|---|---|
| (i) F M V as of 12/31/69  | (j) Adjusted basis<br>as of 12/31/69 | (k) Excess of col (i)<br>over col (j), if any |   |
|   |                                      |   | -1  |
|   |                                      |   | -1,926  |
|   |                                      |   | -114  |
|   |                                      |   | -916  |
|   |                                      |   | -427  |
|   |                                      |   | -73   |
|   |                                      |   | 12  |
|   |                                      |   | 32  |
|   |                                      |   | 1,629   |
|   |                                      |   | 2,234   |

Form 990PF Part IV - Capital Gains and Losses for Tax on Investment Income - Columns a - d

| (a) List and describe the kind(s) of property sold (e g , real estate, 2-story brick warehouse, or common stock, 200 shs MLC Co ) | (b) How acquired<br>P—Purchase<br>D—Donation | (c) Date acquired<br>(mo , day, yr ) | (d) Date sold<br>(mo , day, yr ) |
|---|--|--------------------------------------|----------------------------------|
| YPF SOCIEDAD ANONIMA ADR SPONSORED ADR REPSTG CL D 63 SHS   | P  | 2011-03-25                           | 2014-05-23                       |
| YPF SOCIEDAD ANONIMA ADR SPONSORED ADR REPSTG CL D 11 SHS   | P  | 2011-05-09                           | 2014-05-23                       |
| YPF SOCIEDAD ANONIMA ADR SPONSORED ADR REPSTG CL D 303 SHS  | P  | 2013-05-29                           | 2014-05-23                       |
| YPF SOCIEDAD ANONIMA ADR SPONSORED ADR REPSTG CL D 56 SHS   | P  | 2014-01-02                           | 2014-05-23                       |
| YPF SOCIEDAD ANONIMA ADR SPONSORED ADR REPSTG CL D 17 SHS   | P  | 2014-02-06                           | 2014-05-23                       |
| ALLIANCE DATA SYSTEMS CORP-154 SHS  | P  | 2011-12-28                           | 2014-03-24                       |
| GILLEAD SCIENCES INC - 245 SHS  | P  | 2007-12-26                           | 2014-01-09                       |
| GRUPO TELEVISIA SA DE GLOBAL-26 SHS   | P  | 2014-01-02                           | 2014-01-17                       |
| OCI NV ADR-213 SHS  | P  | 2014-03-03                           | 2014-03-31                       |
| ORASCOM CONSTRUCTION INDS SAE-70 SHS  | P  | 2011-03-31                           | 2014-03-03                       |

Form 990PF Part IV - Capital Gains and Losses for Tax on Investment Income - Columns e - h

| (e) Gross sales price | (f) Depreciation allowed<br>(or allowable) | (g) Cost or other basis<br>plus expense of sale | (h) Gain or (loss)<br>(e) plus (f) minus (g) |
|-----------------------|--|---|--|
| 1,863                 |  | 2,659   | -796   |
| 325                   |  | 461   | -136   |
| 8,963                 |  | 4,247   | 4,716  |
| 1,656                 |  | 1,813   | -157   |
| 503                   |  | 394   | 109  |
| 43,302                |  | 15,995  | 27,307                                       |
| 18,293                |  | 5,764   | 12,529                                       |
| 791                   |  | 774   | 17   |
| 9,642                 |  | 8,979   | 663  |
| 2,933                 |  | 2,937   | -4   |

Form 990PF Part IV - Capital Gains and Losses for Tax on Investment Income - Columns i - l

| Complete only for assets showing gain in column (h) and owned by the foundation on 12/31/69 |                                      |   | (l) Gains (Col (h) gain minus col (k), but not less than -0-) or<br>Losses (from col (h)) |
|---|--------------------------------------|---|---|
| (i) F M V as of 12/31/69  | (j) Adjusted basis<br>as of 12/31/69 | (k) Excess of col (i)<br>over col (j), if any |   |
|   |                                      |   | -796  |
|   |                                      |   | -136  |
|   |                                      |   | 4,716   |
|   |                                      |   | -157  |
|   |                                      |   | 109   |
|   |                                      |   | 27,307  |
|   |                                      |   | 12,529  |
|   |                                      |   | 17  |
|   |                                      |   | 663   |
|   |                                      |   | -4  |

Form 990PF Part IV - Capital Gains and Losses for Tax on Investment Income - Columns a - d

| (a) List and describe the kind(s) of property sold (e g , real estate, 2-story brick warehouse, or common stock, 200 shs MLC Co ) | (b) How acquired<br>P—Purchase<br>D—Donation | (c) Date acquired<br>(mo , day, yr ) | (d) Date sold<br>(mo , day, yr ) |
|---|--|--------------------------------------|----------------------------------|
| PT BANK MANDIRI PERSERO-289 SHS   | P  | 2011-01-04                           | 2014-03-12                       |
| WYNN MACAU LTD-76 SHS   | P  | 2012-11-06                           | 2014-01-02                       |
| YPF SOCIEDAD ANONIMA-25 SHS   | P  | 2011-03-17                           | 2014-04-07                       |
| YPF SOCIEDAD ANONIMA-136 SHS  | P  | 2011-03-25                           | 2014-04-07                       |
| BANCO MACROSA ADR-89 SHS  | P  | 2010-12-17                           | 2014-04-16                       |
| BIDVEST GROUP LTD-85 SHS  | P  | 2010-12-17                           | 2014-04-04                       |
| COMMERICAL INTERNATIONAL BANK-468 SHS   | P  | 2010-12-17                           | 2014-04-25                       |
| GROUPO TELEVISA SA-267 SHS  | P  | 2010-12-17                           | 2014-01-17                       |
| KIMBERLY CLARK DE-230 SHS   | P  | 2010-12-17                           | 2014-01-09                       |
| NEDBANK GROUP LTD-144 SHS   | P  | 2010-12-17                           | 2014-04-04                       |

Form 990PF Part IV - Capital Gains and Losses for Tax on Investment Income - Columns e - h

| (e) Gross sales price | (f) Depreciation allowed<br>(or allowable) | (g) Cost or other basis<br>plus expense of sale | (h) Gain or (loss)<br>(e) plus (f) minus (g) |
|-----------------------|--|---|--|
| 2,314                 |  | 2,100   | 214  |
| 3,426                 |  | 2,269   | 1,157  |
| 770                   |  | 1,151   | -381   |
| 4,191                 |  | 5,740   | -1,549                                       |
| 2,753                 |  | 4,566   | -1,813                                       |
| 4,595                 |  | 3,948   | 647  |
| 2,359                 |  | 2,491   | -132   |
| 8,125                 |  | 6,724   | 1,401  |
| 3,123                 |  | 2,340   | 783  |
| 2,969                 |  | 2,727   | 242  |

Form 990PF Part IV - Capital Gains and Losses for Tax on Investment Income - Columns i - l

| Complete only for assets showing gain in column (h) and owned by the foundation on 12/31/69 |                                      |   | (l) Gains (Col (h) gain minus col (k), but not less than -0-) or<br>Losses (from col (h)) |
|---|--------------------------------------|---|---|
| (i) F M V as of 12/31/69  | (j) Adjusted basis<br>as of 12/31/69 | (k) Excess of col (i)<br>over col (j), if any |   |
|   |                                      |   | 214   |
|   |                                      |   | 1,157   |
|   |                                      |   | -381  |
|   |                                      |   | -1,549  |
|   |                                      |   | -1,813  |
|   |                                      |   | 647   |
|   |                                      |   | -132  |
|   |                                      |   | 1,401   |
|   |                                      |   | 783   |
|   |                                      |   | 242   |

Form 990PF Part IV - Capital Gains and Losses for Tax on Investment Income - Columns a - d

| (a) List and describe the kind(s) of property sold (e g , real estate, 2-story brick warehouse, or common stock, 200 shs MLC Co ) | (b) How acquired<br>P—Purchase<br>D—Donation | (c) Date acquired<br>(mo , day, yr ) | (d) Date sold<br>(mo , day, yr ) |
|---|--|--------------------------------------|----------------------------------|
| ORASCOM CONSTRUCTION-143 SHS  | P  | 2010-12-28                           | 2014-03-03                       |
| SANLAM LTD SPONS ADR-74 SHS   | P  | 2010-12-17                           | 2014-04-23                       |
| SHINHAN FINL GRP ADR-31 SHS   | P  | 2010-12-17                           | 2014-01-02                       |
| SHINHAN FINL GRP ADR-9 SHS  | P  | 2010-12-17                           | 2014-01-23                       |
| AUTOMATIC DATA PROCESSING-130 SHS   | P  | 2013-12-06                           | 2014-01-02                       |
| BROWN-FORMAN CORP CL B-14 SHS   | P  | 2013-12-06                           | 2014-03-12                       |
| LOCKHEED MARTIN CORP-10 SHS   | P  | 2013-12-06                           | 2014-02-26                       |
| THE SOUTHERN COMPANY-980 SHS  | P  | 2013-12-31                           | 2014-04-29                       |
| THE SOUTHERN COMPANY-195 SHS  | P  | 2013-12-31                           | 2014-04-30                       |
| AMERICAN EXPRESS COMPANY-140 SHS  | P  | 2012-01-26                           | 2014-03-07                       |

Form 990PF Part IV - Capital Gains and Losses for Tax on Investment Income - Columns e - h

| (e) Gross sales price | (f) Depreciation allowed<br>(or allowable) | (g) Cost or other basis<br>plus expense of sale | (h) Gain or (loss)<br>(e) plus (f) minus (g) |
|-----------------------|--|---|--|
| 5,992                 |  | 6,899   | -907   |
| 1,911                 |  | 1,496   | 415  |
| 1,354                 |  | 1,381   | -27  |
| 365                   |  | 401   | -36  |
| 10,356                |  | 10,351  | 5  |
| 1,227                 |  | 1,071   | 156  |
| 1,623                 |  | 1,380   | 243  |
| 45,417                |  | 40,314  | 5,103  |
| 8,991                 |  | 8,022   | 969  |
| 13,106                |  | 7,074   | 6,032  |

Form 990PF Part IV - Capital Gains and Losses for Tax on Investment Income - Columns i - l

| Complete only for assets showing gain in column (h) and owned by the foundation on 12/31/69 |                                      |   | (l) Gains (Col (h) gain minus col (k), but not less than -0-) or<br>Losses (from col (h)) |
|---|--------------------------------------|---|---|
| (i) F M V as of 12/31/69  | (j) Adjusted basis<br>as of 12/31/69 | (k) Excess of col (i)<br>over col (j), if any |   |
|   |                                      |   | -907  |
|   |                                      |   | 415   |
|   |                                      |   | -27   |
|   |                                      |   | -36   |
|   |                                      |   | 5   |
|   |                                      |   | 156   |
|   |                                      |   | 243   |
|   |                                      |   | 5,103   |
|   |                                      |   | 969   |
|   |                                      |   | 6,032   |



Form 990PF Part IV - Capital Gains and Losses for Tax on Investment Income - Columns a - d

| (a) List and describe the kind(s) of property sold (e g , real estate, 2-story brick warehouse, or common stock, 200 shs MLC Co ) | (b) How acquired<br>P—Purchase<br>D—Donation | (c) Date acquired<br>(mo , day, yr ) | (d) Date sold<br>(mo , day, yr ) |
|---|--|--------------------------------------|----------------------------------|
| EXELON CORPORATION NEW-655 SHS  | P  | 2012-05-09                           | 2014-04-24                       |
| EXELON CORPORATION NEW-15 SHS   | P  | 2012-05-09                           | 2014-05-05                       |
| EXELON CORPORATION NEW-295 SHS  | P  | 2012-10-04                           | 2014-05-05                       |
| NORTHROP GRUMMAN CORP-160 SHS   | P  | 2012-01-26                           | 2014-01-03                       |
| SIGMA ALDRICH CORP-271 SHS  | P  | 2012-01-26                           | 2014-02-19                       |
| SIGMA ALDRICH CORP-54 SHS   | P  | 2012-01-26                           | 2014-02-20                       |
| IPATH DOW JONES UBS ETN ENERGY TOTAL RETURN-869 SHS   | P  | 2013-07-10                           | 2014-01-15                       |
| ISHARES ETF INTERMEDIATE CREDIT BOND-95 SHS   | P  | 2013-05-07                           | 2014-03-12                       |
| ISHARES ETF US PREFERRED STOCK-663 SHS  | P  | 2013-07-10                           | 2014-01-15                       |
| GUGGENHEIM ENHANCED ETF SHORT DUR-140 SHS   | P  | 2013-05-07                           | 2014-05-08                       |

Form 990PF Part IV - Capital Gains and Losses for Tax on Investment Income - Columns e - h

| (e) Gross sales price | (f) Depreciation allowed<br>(or allowable) | (g) Cost or other basis<br>plus expense of sale | (h) Gain or (loss)<br>(e) plus (f) minus (g) |
|-----------------------|--|---|--|
| 23,583                |  | 25,244  | -1,661                                       |
| 541                   |  | 578   | -37  |
| 10,646                |  | 10,597  | 49   |
| 18,191                |  | 9,483   | 8,708  |
| 25,462                |  | 18,819  | 6,643  |
| 5,058                 |  | 3,750   | 1,308  |
| 15,302                |  | 15,500  | -198   |
| 10,341                |  | 10,589  | -248   |
| 25,078                |  | 25,629  | -551   |
| 7,033                 |  | 7,035   | -2   |

Form 990PF Part IV - Capital Gains and Losses for Tax on Investment Income - Columns i - l

| Complete only for assets showing gain in column (h) and owned by the foundation on 12/31/69 |                                      |   | (l) Gains (Col (h) gain minus col (k), but not less than -0-) or<br>Losses (from col (h)) |
|---|--------------------------------------|---|---|
| (i) F M V as of 12/31/69  | (j) Adjusted basis<br>as of 12/31/69 | (k) Excess of col (i)<br>over col (j), if any |   |
|   |                                      |   | -1,661  |
|   |                                      |   | -37   |
|   |                                      |   | 49  |
|   |                                      |   | 8,708   |
|   |                                      |   | 6,643   |
|   |                                      |   | 1,308   |
|   |                                      |   | -198  |
|   |                                      |   | -248  |
|   |                                      |   | -551  |
|   |                                      |   | -2  |

Form 990PF Part IV - Capital Gains and Losses for Tax on Investment Income - Columns a - d

| (a) List and describe the kind(s) of property sold (e g , real estate, 2-story brick warehouse, or common stock, 200 shs MLC Co ) | (b) How acquired<br>P—Purchase<br>D—Donation | (c) Date acquired<br>(mo , day, yr ) | (d) Date sold<br>(mo , day, yr ) |
|---|--|--------------------------------------|----------------------------------|
| 1SHS ETF 1-3 YR TREAS BOND-187 SHS  | P  | 2012-01-31                           | 2014-04-09                       |
| 1SHS ETF 1-3 YR TREAS BOND-162 SHS  | P  | 2012-01-31                           | 2014-05-08                       |
| 1SHS ETF 1-3 YR TREAS BOND-1 SHS  | P  | 2012-04-27                           | 2014-05-08                       |
| 1SHS ETF 1-3 YR TREAS BOND-1 SHS  | P  | 2012-04-30                           | 2014-05-08                       |
| ISHARES ETF HIGH DIVIDEND-19 SHS  | P  | 2012-04-30                           | 2014-03-12                       |
| ISHARES ETF HIGH DIVIDEND-190 SHS   | P  | 2012-07-12                           | 2014-03-12                       |
| GUGGENHEIM ETF S&P 500 EQUAL WEIGHTED-448 SHS   | P  | 2012-04-30                           | 2014-02-12                       |
| GUGGENHEIM ETF S&P 500 EQUAL WEIGHTED-3 SHS   | P  | 2012-05-03                           | 2014-02-12                       |
| GUGGENHEIM ETF S&P 500 EQUAL WEIGHTED-14 SHS  | P  | 2012-05-08                           | 2014-02-12                       |
| GUGGENHEIM ETF S&P 500 EQUAL WEIGHTED-5 SHS   | P  | 2012-05-11                           | 2014-02-12                       |

Form 990PF Part IV - Capital Gains and Losses for Tax on Investment Income - Columns e - h

| (e) Gross sales price | (f) Depreciation allowed<br>(or allowable) | (g) Cost or other basis<br>plus expense of sale | (h) Gain or (loss)<br>(e) plus (f) minus (g) |
|-----------------------|--|---|--|
| 15,786                |  | 15,814  | -28  |
| 13,690                |  | 13,700  | -10  |
| 85                    |  | 84  | 1  |
| 85                    |  | 84  | 1  |
| 1,330                 |  | 1,101   | 229  |
| 13,296                |  | 11,308  | 1,988  |
| 31,634                |  | 23,037  | 8,597  |
| 212                   |  | 153   | 59   |
| 989                   |  | 697   | 292  |
| 353                   |  | 249   | 104  |

Form 990PF Part IV - Capital Gains and Losses for Tax on Investment Income - Columns i - l

| Complete only for assets showing gain in column (h) and owned by the foundation on 12/31/69 |                                      |   | (l) Gains (Col (h) gain minus col (k), but not less than -0-) or<br>Losses (from col (h)) |
|---|--------------------------------------|---|---|
| (i) F M V as of 12/31/69  | (j) Adjusted basis<br>as of 12/31/69 | (k) Excess of col (i)<br>over col (j), if any |   |
|   |                                      |   | -28   |
|   |                                      |   | -10   |
|   |                                      |   | 1   |
|   |                                      |   | 1   |
|   |                                      |   | 229   |
|   |                                      |   | 1,988   |
|   |                                      |   | 8,597   |
|   |                                      |   | 59  |
|   |                                      |   | 292   |
|   |                                      |   | 104   |

Form 990PF Part IV - Capital Gains and Losses for Tax on Investment Income - Columns a - d

| (a) List and describe the kind(s) of property sold (e g , real estate, 2-story brick warehouse, or common stock, 200 shs MLC Co ) | (b) How acquired<br>P—Purchase<br>D—Donation | (c) Date acquired<br>(mo , day, yr ) | (d) Date sold<br>(mo , day, yr ) |
|---|--|--------------------------------------|----------------------------------|
| GUGGENHEIM ETF S&P 500 EQUAL WEIGHTED-16 SHS  | P  | 2012-05-18                           | 2014-02-12                       |
| GUGGENHEIM ETF S&P 500 EQUAL WEIGHTED-12 SHS  | P  | 2012-05-18                           | 2014-05-08                       |
| GUGGENHEIM ETF S&P 500 EQUAL WEIGHTED-197 SHS   | P  | 2012-12-12                           | 2014-05-08                       |
| GUGGENHEIM ETF S&P 500 EQUAL WEIGHTED-176 SHS   | P  | 2013-03-13                           | 2014-05-08                       |
| AGRIUM INC-79 SHS   | P  | 2013-05-20                           | 2014-03-19                       |
| ETFS PLATIUNUM TRUST ETF-89 SHS   | P  | 2013-05-24                           | 2014-01-14                       |
| ETFS PLATIUNUM TRUST ETF-29 SHS   | P  | 2013-07-15                           | 2014-01-24                       |
| ETFS PLATIUNUM TRUST ETF-80 SHS   | P  | 2013-07-15                           | 2014-01-24                       |
| ETFS PALLADIUM TRUST ETF-53 SHS   | P  | 2013-05-20                           | 2014-01-24                       |
| MOSAIC COMPANY-88 SHS   | P  | 2013-08-09                           | 2014-01-29                       |

Form 990PF Part IV - Capital Gains and Losses for Tax on Investment Income - Columns e - h

| (e) Gross sales price | (f) Depreciation allowed<br>(or allowable) | (g) Cost or other basis<br>plus expense of sale | (h) Gain or (loss)<br>(e) plus (f) minus (g) |
|-----------------------|--|---|--|
| 1,130                 |  | 755   | 375  |
| 882                   |  | 566   | 316  |
| 14,471                |  | 10,506  | 3,965  |
| 12,929                |  | 10,444  | 2,485  |
| 7,472                 |  | 7,220   | 252  |
| 12,401                |  | 12,648  | -247   |
| 4,041                 |  | 4,036   | 5  |
| 11,147                |  | 11,860  | -713   |
| 3,802                 |  | 3,782   | 20   |
| 3,925                 |  | 5,382   | -1,457                                       |

Form 990PF Part IV - Capital Gains and Losses for Tax on Investment Income - Columns i - l

| Complete only for assets showing gain in column (h) and owned by the foundation on 12/31/69 |                                      |   | (l) Gains (Col (h) gain minus col (k), but not less than -0-) or<br>Losses (from col (h)) |
|---|--------------------------------------|---|---|
| (i) F M V as of 12/31/69  | (j) Adjusted basis<br>as of 12/31/69 | (k) Excess of col (i)<br>over col (j), if any |   |
|   |                                      |   | 375   |
|   |                                      |   | 316   |
|   |                                      |   | 3,965   |
|   |                                      |   | 2,485   |
|   |                                      |   | 252   |
|   |                                      |   | -247  |
|   |                                      |   | 5   |
|   |                                      |   | -713  |
|   |                                      |   | 20  |
|   |                                      |   | -1,457  |

Form 990PF Part IV - Capital Gains and Losses for Tax on Investment Income - Columns a - d

| (a) List and describe the kind(s) of property sold (e g , real estate, 2-story brick warehouse, or common stock, 200 shs MLC Co ) | (b) How acquired<br>P—Purchase<br>D—Donation | (c) Date acquired<br>(mo , day, yr ) | (d) Date sold<br>(mo , day, yr ) |
|---|--|--------------------------------------|----------------------------------|
| MOSAIC COMPANY-51 SHS   | P  | 2013-11-06                           | 2014-01-29                       |
| MOSAIC COMPANY92 SHS  | P  | 2013-05-24                           | 2014-01-29                       |
| ROYAL DUTCH SHELL PLC-102 SHS   | P  | 2013-05-24                           | 2014-01-29                       |
| SM ENERGY CO COM-98 SHS   | P  | 2013-05-24                           | 2014-01-29                       |
| SOCIEDAD QUIMICA MINERAL DE CHILE S A-202 SHS   | P  | 2013-05-24                           | 2014-01-29                       |
| SOCIEDAD QUIMICA MINERAL DE CHILE S A-87 SHS  | P  | 2013-08-09                           | 2014-01-29                       |
| W&T OFFSHORE INC-489 SHS  | P  | 2013-11-07                           | 2014-01-24                       |
| CONTANGO OIL & GAS-60 SHS   | P  | 2011-03-08                           | 2014-01-29                       |
| CONTANGO OIL & GAS 94 SHS   | P  | 2012-07-13                           | 2014-01-29                       |
| ETFS PALLADIUM TRUST ETF-103 SHS  | P  | 2012-01-13                           | 2014-01-24                       |

Form 990PF Part IV - Capital Gains and Losses for Tax on Investment Income - Columns e - h

| (e) Gross sales price | (f) Depreciation allowed<br>(or allowable) | (g) Cost or other basis<br>plus expense of sale | (h) Gain or (loss)<br>(e) plus (f) minus (g) |
|-----------------------|--|---|--|
| 2,275                 |  | 2,212   | 63   |
| 4,103                 |  | 4,243   | -140   |
| 7,192                 |  | 6,868   | 324  |
| 8,129                 |  | 6,054   | 2,075  |
| 5,268                 |  | 9,817   | -4,549                                       |
| 2,225                 |  | 2,517   | -292   |
| 7,329                 |  | 9,280   | -1,951                                       |
| 2,544                 |  | 3,516   | -972   |
| 3,985                 |  | 5,334   | -1,349                                       |
| 7,389                 |  | 6,971   | 418  |

Form 990PF Part IV - Capital Gains and Losses for Tax on Investment Income - Columns i - l

| Complete only for assets showing gain in column (h) and owned by the foundation on 12/31/69 |                                      |   | (l) Gains (Col (h) gain minus col (k), but not less than -0-) or<br>Losses (from col (h)) |
|---|--------------------------------------|---|---|
| (i) F M V as of 12/31/69  | (j) Adjusted basis<br>as of 12/31/69 | (k) Excess of col (i)<br>over col (j), if any |   |
|   |                                      |   | 63  |
|   |                                      |   | -140  |
|   |                                      |   | 324   |
|   |                                      |   | 2,075   |
|   |                                      |   | -4,549  |
|   |                                      |   | -292  |
|   |                                      |   | -1,951  |
|   |                                      |   | -972  |
|   |                                      |   | -1,349  |
|   |                                      |   | 418   |

Form 990PF Part IV - Capital Gains and Losses for Tax on Investment Income - Columns a - d

| (a) List and describe the kind(s) of property sold (e g , real estate, 2-story brick warehouse, or common stock, 200 shs MLC Co ) | (b) How acquired<br>P—Purchase<br>D—Donation | (c) Date acquired<br>(mo , day, yr ) | (d) Date sold<br>(mo , day, yr ) |
|---|--|--------------------------------------|----------------------------------|
| FRANCO-NEVADA CORP-SS SHS   | P  | 2012-12-28                           | 2014-02-10                       |
| ROYAL GOLD INC-45 SHS   | P  | 2011-12-30                           | 2014-02-10                       |
| SOUTHWESTERN ENERGY CO-101 SHS  | P  | 2012-07-13                           | 2014-01-24                       |
| SOUTHWESTERN ENERGY CO-173 SHS  | P  | 2012-07-13                           | 2014-01-29                       |
| ABBOTT LABORATORIES SR UNSECURED 10000  | P  | 2010-08-25                           | 2014-04-25                       |
| CISCO SYSTEMS INC NOTES   | P  | 2010-01-21                           | 2014-04-25                       |
| CREDIT SUISSE USA INC NOTES   | P  | 2009-03-09                           | 2014-04-25                       |
| FEDERAL HOME LN MTG CORP GLOBAL NOTES   | P  | 2009-03-05                           | 2014-01-15                       |
| PHILIPS ELECTRONICS NV SENIOR NOTES   | P  | 2010-01-27                           | 2014-04-25                       |
| MORGAN STANLEY SUB GLOBAL NOTES   | P  | 2010-01-27                           | 2014-04-01                       |

Form 990PF Part IV - Capital Gains and Losses for Tax on Investment Income - Columns e - h

| (e) Gross sales price | (f) Depreciation allowed<br>(or allowable) | (g) Cost or other basis<br>plus expense of sale | (h) Gain or (loss)<br>(e) plus (f) minus (g) |
|-----------------------|--|---|--|
| 1,686                 |  | 1,868   | -182   |
| 2,837                 |  | 3,023   | -186   |
| 4,208                 |  | 3,197   | 1,011  |
| 7,244                 |  | 5,476   | 1,768  |
| 10,958                |  | 10,875  | 83   |
| 10,901                |  | 11,211  | -310   |
| 10,825                |  | 9,770   | 1,055  |
| 40,000                |  | 43,608  | -3,608                                       |
| 11,419                |  | 10,769  | 650  |
| 20,000                |  | 20,474  | -474   |

Form 990PF Part IV - Capital Gains and Losses for Tax on Investment Income - Columns i - l

| Complete only for assets showing gain in column (h) and owned by the foundation on 12/31/69 |                                      |   | (l) Gains (Col (h) gain minus col (k), but not less than -0-) or<br>Losses (from col (h)) |
|---|--------------------------------------|---|---|
| (i) F M V as of 12/31/69  | (j) Adjusted basis<br>as of 12/31/69 | (k) Excess of col (i)<br>over col (j), if any |   |
|   |                                      |   | -182  |
|   |                                      |   | -186  |
|   |                                      |   | 1,011   |
|   |                                      |   | 1,768   |
|   |                                      |   | 83  |
|   |                                      |   | -310  |
|   |                                      |   | 1,055   |
|   |                                      |   | -3,608  |
|   |                                      |   | 650   |
|   |                                      |   | -474  |

Form 990PF Part IV - Capital Gains and Losses for Tax on Investment Income - Columns a - d

| (a) List and describe the kind(s) of property sold (e g , real estate, 2-story brick warehouse, or common stock, 200 shs MLC Co ) | (b) How acquired<br>P—Purchase<br>D—Donation | (c) Date acquired<br>(mo , day, yr ) | (d) Date sold<br>(mo , day, yr ) |
|---|--|--------------------------------------|----------------------------------|
| MORGAN STANLEY SUB GLOBAL NOTES   | P  | 2011-03-28                           | 2014-04-01                       |
| MORGAN STANLEY SUB GLOBAL NOTES   | P  | 2012-12-26                           | 2014-04-01                       |
| ALLIANZGI MANAGED ACCT TR FIXED INCOME  | P  | 2013-08-06                           | 2014-05-28                       |
| ALLIANZGI MANAGED ACCT TR FIXED INCOME  | P  | 2013-08-12                           | 2014-05-28                       |
| ALLIANZGI MANAGED ACCT TR FIXED INCOME  | P  | 2013-09-11                           | 2014-05-28                       |
| ALLIANZGI MANAGED ACCT TR FIXED INCOME  | P  | 2013-10-04                           | 2014-05-28                       |
| ALLIANZGI MANAGED ACCT TR FIXED INCOME  | P  | 2013-11-08                           | 2014-05-28                       |
| ALLIANZGI MANAGED ACCT TR FIXED INCOME  | P  | 2013-12-26                           | 2014-05-28                       |
| ALLIANZGI MANAGED ACCT TR FIXED INCOME  | P  | 2014-02-10                           | 2014-05-28                       |
| ALLIANZGI MANAGED ACCT TR FIXED INCOME  | P  | 2014-04-08                           | 2014-05-28                       |

Form 990PF Part IV - Capital Gains and Losses for Tax on Investment Income - Columns e - h

| (e) Gross sales price | (f) Depreciation allowed<br>(or allowable) | (g) Cost or other basis<br>plus expense of sale | (h) Gain or (loss)<br>(e) plus (f) minus (g) |
|-----------------------|--|---|--|
| 10,000                |  | 10,417  | -417   |
| 20,000                |  | 20,696  | -696   |
| 2,156                 |  | 2,280   | -124   |
| 8,316                 |  | 8,795   | -479   |
| 10,718                |  | 11,136  | -418   |
| 10,718                |  | 11,354  | -636   |
| 9,979                 |  | 10,603  | -624   |
| 8,624                 |  | 8,512   | 112  |
| 9,486                 |  | 9,402   | 84   |
| 370                   |  | 367   | 3  |

Form 990PF Part IV - Capital Gains and Losses for Tax on Investment Income - Columns i - l

| Complete only for assets showing gain in column (h) and owned by the foundation on 12/31/69 |                                      |   | (l) Gains (Col (h) gain minus col (k), but not less than -0-) or<br>Losses (from col (h)) |
|---|--------------------------------------|---|---|
| (i) F M V as of 12/31/69  | (j) Adjusted basis<br>as of 12/31/69 | (k) Excess of col (i)<br>over col (j), if any |   |
|   |                                      |   | -417  |
|   |                                      |   | -696  |
|   |                                      |   | -124  |
|   |                                      |   | -479  |
|   |                                      |   | -418  |
|   |                                      |   | -636  |
|   |                                      |   | -624  |
|   |                                      |   | 112   |
|   |                                      |   | 84  |
|   |                                      |   | 3   |

Form 990PF Part IV - Capital Gains and Losses for Tax on Investment Income - Columns a - d

| (a) List and describe the kind(s) of property sold (e g , real estate, 2-story brick warehouse, or common stock, 200 shs MLC Co ) | (b) How acquired<br>P—Purchase<br>D—Donation | (c) Date acquired<br>(mo , day, yr ) | (d) Date sold<br>(mo , day, yr ) |
|---|--|--------------------------------------|----------------------------------|
| ALLIANZ GLOBAL INV MANAGED ACCTS TR   | P  | 2013-08-12                           | 2014-05-28                       |
| ALLIANZ GLOBAL INV MANAGED ACCTS TR   | P  | 2013-09-11                           | 2014-05-28                       |
| ALLIANZ GLOBAL INV MANAGED ACCTS TR   | P  | 2013-10-04                           | 2014-05-28                       |
| ALLIANZ GLOBAL INV MANAGED ACCTS TR   | P  | 2013-11-08                           | 2014-05-28                       |
| ALLIANZ GLOBAL INV MANAGED ACCTS TR   | P  | 2013-12-26                           | 2014-05-28                       |
| ALLIANZ GLOBAL INV MANAGED ACCTS TR   | P  | 2014-02-10                           | 2014-05-28                       |
| US TREASURY NOTES   | P  | 2014-04-08                           | 2014-04-29                       |
| US TREASURY NOTES   | P  | 2014-02-12                           | 2014-04-29                       |
| FHLMC GOLD PASS THRU POOL   | P  | 2013-09-18                           | 2014-01-02                       |
| FHLMC GOLD PASS THRU POOL   | P  | 2013-09-18                           | 2014-01-02                       |

Form 990PF Part IV - Capital Gains and Losses for Tax on Investment Income - Columns e - h

| (e) Gross sales price | (f) Depreciation allowed<br>(or allowable) | (g) Cost or other basis<br>plus expense of sale | (h) Gain or (loss)<br>(e) plus (f) minus (g) |
|-----------------------|--|---|--|
| 10,461                |  | 10,364  | 97   |
| 10,190                |  | 9,889   | 301  |
| 11,274                |  | 11,180  | 94   |
| 8,889                 |  | 8,864   | 25   |
| 9,106                 |  | 8,862   | 244  |
| 8,997                 |  | 8,947   | 50   |
| 2,178                 |  | 2,181   | -3   |
| 983                   |  | 986   | -3   |
| 179                   |  | 181   | -2   |
| 953                   |  | 955   | -2   |

Form 990PF Part IV - Capital Gains and Losses for Tax on Investment Income - Columns i - l

| Complete only for assets showing gain in column (h) and owned by the foundation on 12/31/69 |                                      |   | (l) Gains (Col (h) gain minus col (k), but not less than -0-) or<br>Losses (from col (h)) |
|---|--------------------------------------|---|---|
| (i) F M V as of 12/31/69  | (j) Adjusted basis<br>as of 12/31/69 | (k) Excess of col (i)<br>over col (j), if any |   |
|   |                                      |   | 97  |
|   |                                      |   | 301   |
|   |                                      |   | 94  |
|   |                                      |   | 25  |
|   |                                      |   | 244   |
|   |                                      |   | 50  |
|   |                                      |   | -3  |
|   |                                      |   | -3  |
|   |                                      |   | -2  |
|   |                                      |   | -2  |

Form 990PF Part IV - Capital Gains and Losses for Tax on Investment Income - Columns a - d

| (a) List and describe the kind(s) of property sold (e g , real estate, 2-story brick warehouse, or common stock, 200 shs MLC Co ) | (b) How acquired<br>P—Purchase<br>D—Donation | (c) Date acquired<br>(mo , day, yr ) | (d) Date sold<br>(mo , day, yr ) |
|---|--|--------------------------------------|----------------------------------|
| FHLMC GOLD PASS THRU POOL   | P  | 2013-09-16                           | 2014-01-02                       |
| FHLMC GOLD PASS THRU POOL   | P  | 2014-03-12                           | 2014-04-07                       |
| FHLMC GOLD PASS THRU POOL   | P  | 2013-04-26                           | 2014-01-02                       |
| FHLMC GOLD PASS THRU POOL   | P  | 2014-04-09                           | 2014-04-29                       |
| FNMA PASS THRU POOL   | P  | 2013-07-10                           | 2014-01-02                       |
| FNMA PASS THRU POOL   | P  | 2013-03-11                           | 2014-01-02                       |
| FNMA PASS THRU POOL   | P  | 2013-12-16                           | 2014-01-02                       |
| FNMA PASS THRU POOL   | P  | 2013-02-13                           | 2014-01-02                       |
| FNMA PASS THRU POOL   | P  | 2013-11-08                           | 2014-04-29                       |
| FNMA PASS THRU POOL   | P  | 2013-08-12                           | 2014-01-02                       |

Form 990PF Part IV - Capital Gains and Losses for Tax on Investment Income - Columns e - h

| (e) Gross sales price | (f) Depreciation allowed<br>(or allowable) | (g) Cost or other basis<br>plus expense of sale | (h) Gain or (loss)<br>(e) plus (f) minus (g) |
|-----------------------|--|---|--|
| 2,728                 |  | 2,725   | 3  |
| 3,510                 |  | 3,501   | 9  |
| 1,910                 |  | 2,012   | -102   |
| 2,687                 |  | 2,690   | -3   |
| 1,859                 |  | 1,871   | -12  |
| 2,674                 |  | 2,841   | -167   |
| 1,013                 |  | 1,020   | -7   |
| 1,875                 |  | 1,994   | -119   |
| 4,739                 |  | 4,744   | -5   |
| 961                   |  | 979   | -18  |

Form 990PF Part IV - Capital Gains and Losses for Tax on Investment Income - Columns i - l

| Complete only for assets showing gain in column (h) and owned by the foundation on 12/31/69 |                                      |   | (l) Gains (Col (h) gain minus col (k), but not less than -0-) or<br>Losses (from col (h)) |
|---|--------------------------------------|---|---|
| (i) F M V as of 12/31/69  | (j) Adjusted basis<br>as of 12/31/69 | (k) Excess of col (i)<br>over col (j), if any |   |
|   |                                      |   | 3   |
|   |                                      |   | 9   |
|   |                                      |   | -102  |
|   |                                      |   | -3  |
|   |                                      |   | -12   |
|   |                                      |   | -167  |
|   |                                      |   | -7  |
|   |                                      |   | -119  |
|   |                                      |   | -5  |
|   |                                      |   | -18   |



Form 990PF Part IV - Capital Gains and Losses for Tax on Investment Income - Columns a - d

| (a) List and describe the kind(s) of property sold (e g , real estate, 2-story brick warehouse, or common stock, 200 shs MLC Co ) | (b) How acquired<br>P—Purchase<br>D—Donation | (c) Date acquired<br>(mo , day, yr ) | (d) Date sold<br>(mo , day, yr ) |
|---|--|--------------------------------------|----------------------------------|
| FNMA PASS THRU POOL   | P  | 2013-08-12                           | 2014-04-29                       |
| FNMA PASS THRU POOL   | P  | 2013-12-16                           | 2014-01-02                       |
| FNMA PASS THRU POOL   | P  | 2013-09-18                           | 2014-01-02                       |
| FNMA PASS THRU POOL   | P  | 2013-12-16                           | 2014-01-02                       |
| FNMA PASS THRU POOL   | P  | 2013-12-16                           | 2014-01-02                       |
| FNMA PASS THRU POOL   | P  | 2013-09-16                           | 2014-01-02                       |
| FNMA PASS THRU POOL   | P  | 2013-10-11                           | 2014-01-02                       |
| FNMA PASS THRU POOL   | P  | 2013-08-26                           | 2014-01-02                       |
| FNMA PASS THRU POOL   | P  | 2013-09-27                           | 2014-01-02                       |
| US TREASURY INFLATION INDEX BONDS   | P  | 2013-10-23                           | 2014-01-02                       |

Form 990PF Part IV - Capital Gains and Losses for Tax on Investment Income - Columns e - h

| (e) Gross sales price | (f) Depreciation allowed<br>(or allowable) | (g) Cost or other basis<br>plus expense of sale | (h) Gain or (loss)<br>(e) plus (f) minus (g) |
|-----------------------|--|---|--|
| 1,891                 |  | 1,895   | -4   |
| 1,861                 |  | 1,875   | -14  |
| 3,010                 |  | 3,039   | -29  |
| 1,817                 |  | 1,828   | -11  |
| 5,076                 |  | 5,111   | -35  |
| 1,966                 |  | 1,968   | -2   |
| 4,011                 |  | 4,085   | -74  |
| 2,044                 |  | 2,050   | -6   |
| 136                   |  | 136   | 0  |
| 22,906                |  | 23,914  | -1,008                                       |

Form 990PF Part IV - Capital Gains and Losses for Tax on Investment Income - Columns i - l

| Complete only for assets showing gain in column (h) and owned by the foundation on 12/31/69 |                                      |   | (l) Gains (Col (h) gain minus col (k), but not less than -0-) or<br>Losses (from col (h)) |
|---|--------------------------------------|---|---|
| (i) F M V as of 12/31/69  | (j) Adjusted basis<br>as of 12/31/69 | (k) Excess of col (i)<br>over col (j), if any |   |
|   |                                      |   | -4  |
|   |                                      |   | -14   |
|   |                                      |   | -29   |
|   |                                      |   | -11   |
|   |                                      |   | -35   |
|   |                                      |   | -2  |
|   |                                      |   | -74   |
|   |                                      |   | -6  |
|   |                                      |   | 0   |
|   |                                      |   | -1,008  |

Form 990PF Part IV - Capital Gains and Losses for Tax on Investment Income - Columns a - d

| (a) List and describe the kind(s) of property sold (e g , real estate, 2-story brick warehouse, or common stock, 200 shs MLC Co ) | (b) How acquired<br>P—Purchase<br>D—Donation | (c) Date acquired<br>(mo , day, yr ) | (d) Date sold<br>(mo , day, yr ) |
|---|--|--------------------------------------|----------------------------------|
| US TREASURY INFLATION INDEX BONDS   | P  | 2013-11-12                           | 2014-01-02                       |
| US TREASURY INFLATION INDEX BONDS   | P  | 2013-12-30                           | 2014-01-02                       |
| US TREASURY INFLATION INDEX BONDS   | P  | 2013-12-30                           | 2014-02-19                       |
| US TREASURY INFLATION INDEX BONDS   | P  | 2014-02-19                           | 2014-02-19                       |
| US TREASURY NOTES   | P  | 2013-05-07                           | 2014-01-02                       |
| US TREASURY NOTES   | P  | 2013-01-09                           | 2014-01-02                       |
| US TREASURY NOTES   | P  | 2013-03-05                           | 2014-01-02                       |
| US TREASURY NOTES   | P  | 2013-03-05                           | 2014-02-10                       |
| US TREASURY NOTES   | P  | 2013-04-02                           | 2014-02-10                       |
| US TREASURY NOTES   | P  | 2013-04-02                           | 2014-02-10                       |

Form 990PF Part IV - Capital Gains and Losses for Tax on Investment Income - Columns e - h

| (e) Gross sales price | (f) Depreciation allowed<br>(or allowable) | (g) Cost or other basis<br>plus expense of sale | (h) Gain or (loss)<br>(e) plus (f) minus (g) |
|-----------------------|--|---|--|
| 5,726                 |  | 5,821   | -95  |
| 7,158                 |  | 7,163   | -5   |
| 1,459                 |  | 1,430   | 29   |
| 4,378                 |  | 4,395   | -17  |
| 7,644                 |  | 8,294   | -650   |
| 12,289                |  | 12,883  | -594   |
| 6,501                 |  | 7,066   | -565   |
| 3,814                 |  | 4,038   | -224   |
| 19,069                |  | 20,244  | -1,175                                       |
| 12,394                |  | 13,158  | -764   |

Form 990PF Part IV - Capital Gains and Losses for Tax on Investment Income - Columns i - l

| Complete only for assets showing gain in column (h) and owned by the foundation on 12/31/69 |                                      |   | (l) Gains (Col (h) gain minus col (k), but not less than -0-) or<br>Losses (from col (h)) |
|---|--------------------------------------|---|---|
| (i) F M V as of 12/31/69  | (j) Adjusted basis<br>as of 12/31/69 | (k) Excess of col (i)<br>over col (j), if any |   |
|   |                                      |   | -95   |
|   |                                      |   | -5  |
|   |                                      |   | 29  |
|   |                                      |   | -17   |
|   |                                      |   | -650  |
|   |                                      |   | -594  |
|   |                                      |   | -565  |
|   |                                      |   | -224  |
|   |                                      |   | -1,175  |
|   |                                      |   | -764  |

Form 990PF Part IV - Capital Gains and Losses for Tax on Investment Income - Columns a - d

| (a) List and describe the kind(s) of property sold (e g , real estate, 2-story brick warehouse, or common stock, 200 shs MLC Co ) | (b) How acquired<br>P—Purchase<br>D—Donation | (c) Date acquired<br>(mo , day, yr ) | (d) Date sold<br>(mo , day, yr ) |
|---|--|--------------------------------------|----------------------------------|
| US TREASURY NOTES   | P  | 2013-08-13                           | 2014-02-10                       |
| US TREASURY NOTES   | P  | 2013-11-12                           | 2014-02-10                       |
| ALLIANZ MANAGED ACCT TR FIXED INCOME  | P  | 2012-05-25                           | 2014-05-28                       |
| ALLIANZ GLOBAL INV MANAGED ACCTS  | P  | 2012-05-25                           | 2014-05-28                       |
| ALLIANZ GLOBAL INV MNGD ACCTS TR  | P  | 2012-05-25                           | 2014-05-28                       |
| ALLIANZ GLOBAL INV MNGD ACCTS TR  | P  | 2010-01-21                           | 2014-01-02                       |
| ALLIANZ GLOBAL INV MNGD ACCTS TR  | P  | 2010-01-21                           | 2014-04-28                       |
| ALLIANZ GLOBAL INV MNGD ACCTS TR  | P  | 2010-01-21                           | 2014-05-28                       |
| ALLIANZ GLOBAL INV MNGD ACCTS TR  | P  | 2010-12-30                           | 2014-05-28                       |
| ALLIANZ GLOBAL INV MNGD ACCTS TR  | P  | 2011-02-18                           | 2014-05-28                       |

Form 990PF Part IV - Capital Gains and Losses for Tax on Investment Income - Columns e - h

| (e) Gross sales price | (f) Depreciation allowed<br>(or allowable) | (g) Cost or other basis<br>plus expense of sale | (h) Gain or (loss)<br>(e) plus (f) minus (g) |
|-----------------------|--|---|--|
| 5,720                 |  | 5,681   | 39   |
| 4,767                 |  | 4,720   | 47   |
| 78,848                |  | 84,864  | -6,016                                       |
| 88,725                |  | 88,562  | 163  |
| 57,551                |  | 59,724  | -2,173                                       |
| 6,604                 |  | 6,826   | -222   |
| 109,278               |  | 112,117   | -2,839                                       |
| 9,856                 |  | 10,088  | -232   |
| 27,720                |  | 28,845  | -1,125                                       |
| 19,958                |  | 19,699  | 259  |

Form 990PF Part IV - Capital Gains and Losses for Tax on Investment Income - Columns i - l

| Complete only for assets showing gain in column (h) and owned by the foundation on 12/31/69 |                                      |   | (l) Gains (Col (h) gain minus col (k), but not less than -0-) or<br>Losses (from col (h)) |
|---|--------------------------------------|---|---|
| (i) F M V as of 12/31/69  | (j) Adjusted basis<br>as of 12/31/69 | (k) Excess of col (i)<br>over col (j), if any |   |
|   |                                      |   | 39  |
|   |                                      |   | 47  |
|   |                                      |   | -6,016  |
|   |                                      |   | 163   |
|   |                                      |   | -2,173  |
|   |                                      |   | -222  |
|   |                                      |   | -2,839  |
|   |                                      |   | -232  |
|   |                                      |   | -1,125  |
|   |                                      |   | 259   |

Form 990PF Part IV - Capital Gains and Losses for Tax on Investment Income - Columns a - d

| (a) List and describe the kind(s) of property sold (e g , real estate, 2-story brick warehouse, or common stock, 200 shs MLC Co ) | (b) How acquired<br>P—Purchase<br>D—Donation | (c) Date acquired<br>(mo , day, yr ) | (d) Date sold<br>(mo , day, yr ) |
|---|--|--------------------------------------|----------------------------------|
| ALLIANZ GLOBAL INV MNGD ACCTS TR  | P  | 2011-10-04                           | 2014-05-28                       |
| ALLIANZ GLOBAL INV MANAGED ACCOUNTS TR  | P  | 2010-01-21                           | 2014-01-02                       |
| ALLIANZ GLOBAL INV MANAGED ACCOUNTS TR  | P  | 2010-01-21                           | 2014-04-28                       |
| ALLIANZ GLOBAL INV MANAGED ACCOUNTS TR  | P  | 2010-01-21                           | 2014-05-28                       |
| ALLIANZ GLOBAL INV MANAGED ACCOUNTS TR  | P  | 2011-02-18                           | 2014-05-28                       |
| FHLMC GOLD PASS THRU POOL   | P  | 2011-02-11                           | 2014-01-02                       |
| FNMA PASS THRU POOL   | P  | 2012-04-23                           | 2014-04-07                       |
| FNMA PASS THRU POOL   | P  | 2012-06-11                           | 2014-04-07                       |
| FNMA PASS THRU POOL   | P  | 2012-10-05                           | 2014-04-29                       |
| FNMA PASS THRU POOL   | P  | 2012-11-07                           | 2014-01-02                       |

Form 990PF Part IV - Capital Gains and Losses for Tax on Investment Income - Columns e - h

| (e) Gross sales price | (f) Depreciation allowed<br>(or allowable) | (g) Cost or other basis<br>plus expense of sale | (h) Gain or (loss)<br>(e) plus (f) minus (g) |
|-----------------------|--|---|--|
| 55,439                |  | 51,669  | 3,770  |
| 5,548                 |  | 5,132   | 416  |
| 116,855               |  | 106,399   | 10,456                                       |
| 35,122                |  | 33,242  | 1,880  |
| 3,339                 |  | 3,200   | 139  |
| 6,328                 |  | 6,724   | -396   |
| 7,617                 |  | 8,219   | -602   |
| 12,453                |  | 13,187  | -734   |
| 3,916                 |  | 4,228   | -312   |
| 899                   |  | 1,001   | -102   |

Form 990PF Part IV - Capital Gains and Losses for Tax on Investment Income - Columns i - l

| Complete only for assets showing gain in column (h) and owned by the foundation on 12/31/69 |                                      |   | (l) Gains (Col (h) gain minus col (k), but not less than -0-) or<br>Losses (from col (h)) |
|---|--------------------------------------|---|---|
| (i) F M V as of 12/31/69  | (j) Adjusted basis<br>as of 12/31/69 | (k) Excess of col (i)<br>over col (j), if any |   |
|   |                                      |   | 3,770   |
|   |                                      |   | 416   |
|   |                                      |   | 10,456  |
|   |                                      |   | 1,880   |
|   |                                      |   | 139   |
|   |                                      |   | -396  |
|   |                                      |   | -602  |
|   |                                      |   | -734  |
|   |                                      |   | -312  |
|   |                                      |   | -102  |

Form 990PF Part IV - Capital Gains and Losses for Tax on Investment Income - Columns a - d

| (a) List and describe the kind(s) of property sold (e g , real estate, 2-story brick warehouse, or common stock, 200 shs MLC Co ) | (b) How acquired<br>P—Purchase<br>D—Donation | (c) Date acquired<br>(mo , day, yr ) | (d) Date sold<br>(mo , day, yr ) |
|---|--|--------------------------------------|----------------------------------|
| FNMA PASS THRU POOL   | P  | 2012-11-07                           | 2014-02-06                       |
| FNMA PASS THRU POOL   | P  | 2012-11-07                           | 2014-02-07                       |
| US TREASURY INFLATION IDX NOTE  | P  | 2012-07-13                           | 2014-02-19                       |
| US TREASURY INFLATION IDX NOTE  | P  | 2012-12-27                           | 2014-02-19                       |
| US TREASURY INFLATION IDX NOTE  | P  | 2012-07-24                           | 2014-04-29                       |
| US TREASURY NOTES   | P  | 2012-11-21                           | 2014-01-02                       |
| US TREASURY NOTES   | P  | 2012-12-13                           | 2014-01-02                       |
| US TREASURY NOTES   | P  | 2012-12-13                           | 2014-04-08                       |
| US TREASURY NOTES   | P  | 2012-12-13                           | 2014-04-29                       |
| US TREASURY NOTES   | P  | 2013-01-09                           | 2014-04-29                       |

Form 990PF Part IV - Capital Gains and Losses for Tax on Investment Income - Columns e - h

| (e) Gross sales price | (f) Depreciation allowed<br>(or allowable) | (g) Cost or other basis<br>plus expense of sale | (h) Gain or (loss)<br>(e) plus (f) minus (g) |
|-----------------------|--|---|--|
| 913                   |  | 996   | -83  |
| 43,049                |  | 46,789  | -3,740                                       |
| 13,134                |  | 15,455  | -2,321                                       |
| 6,567                 |  | 7,816   | -1,249                                       |
| 6,024                 |  | 6,633   | -609   |
| 5,896                 |  | 6,020   | -124   |
| 16,705                |  | 17,069  | -364   |
| 58,129                |  | 59,240  | -1,111                                       |
| 1,971                 |  | 2,008   | -37  |
| 1,910                 |  | 1,982   | -72  |

Form 990PF Part IV - Capital Gains and Losses for Tax on Investment Income - Columns i - l

| Complete only for assets showing gain in column (h) and owned by the foundation on 12/31/69 |                                      |   | (l) Gains (Col (h) gain minus col (k), but not less than -0-) or<br>Losses (from col (h)) |
|---|--------------------------------------|---|---|
| (i) F M V as of 12/31/69  | (j) Adjusted basis<br>as of 12/31/69 | (k) Excess of col (i)<br>over col (j), if any |   |
|   |                                      |   | -83   |
|   |                                      |   | -3,740  |
|   |                                      |   | -2,321  |
|   |                                      |   | -1,249  |
|   |                                      |   | -609  |
|   |                                      |   | -124  |
|   |                                      |   | -364  |
|   |                                      |   | -1,111  |
|   |                                      |   | -37   |
|   |                                      |   | -72   |

**Form 990PF Part IV - Capital Gains and Losses for Tax on Investment Income - Columns a - d**

| <b>(a)</b> List and describe the kind(s) of property sold (e g , real estate, 2-story brick warehouse, or common stock, 200 shs MLC Co ) | <b>(b)</b> How acquired<br>P—Purchase<br>D—Donation | <b>(c)</b> Date acquired<br>(mo , day, yr ) | <b>(d)</b> Date sold<br>(mo , day, yr ) |
|--|---|---|---|
| FHLMC GOLD PASS THRU POOL  | P   |   | 2014-01-30                              |
| FHLMC GOLD PASS THRU POOL  | P   |   | 2014-02-28                              |
| FHLMC GOLD PASS THRU POOL  | P   |   | 2014-03-30                              |
| FHLMC GOLD PASS THRU POOL  | P   |   | 2014-04-30                              |
| FNMA PASS THRU POOL  | P   |   | 2014-01-31                              |
| FNMA PASS THRU POOL  | P   |   | 2014-02-28                              |
| FNMA PASS THRU POOL  | P   |   | 2014-03-31                              |
| FNMA PASS THRU POOL  | P   |   | 2014-04-30                              |
| FNMA PASS THRU POOL  | P   |   | 2014-01-31                              |
| FNMA PASS THRU POOL  | P   |   | 2014-02-28                              |

## Form 990PF Part IV - Capital Gains and Losses for Tax on Investment Income - Columns e - h

| <b>(e)</b> Gross sales price | <b>(f)</b> Depreciation allowed<br>(or allowable) | <b>(g)</b> Cost or other basis<br>plus expense of sale | <b>(h)</b> Gain or (loss)<br>(e) plus (f) minus (g) |
|------------------------------|---|--|---|
| 17                           |   | 17   | 0   |
| 12                           |   | 12   | 0   |
| 13                           |   | 13   | 0   |
| 11                           |   | 11   | 0   |
| 191                          |   | 191  | 0   |
| 190                          |   | 190  | 0   |
| 194                          |   | 194  | 0   |
| 272                          |   | 272  | 0   |
| 338                          |   | 338  | 0   |
| 334                          |   | 334  | 0   |

## Form 990PF Part IV - Capital Gains and Losses for Tax on Investment Income - Columns i - l

[illegible]

**Form 990PF Part IV - Capital Gains and Losses for Tax on Investment Income - Columns a - d**

| <b>(a)</b> List and describe the kind(s) of property sold (e g , real estate, 2-story brick warehouse, or common stock, 200 shs MLC Co ) | <b>(b)</b> How acquired<br>P—Purchase<br>D—Donation | <b>(c)</b> Date acquired<br>(mo , day, yr ) | <b>(d)</b> Date sold<br>(mo , day, yr ) |
|--|---|---|---|
| FNMA PASS THRU POOL  | P   |   | 2014-03-31                              |
| FNMA PASS THRU POOL  | P   |   | 2014-04-30                              |
| FNMA PASS THRU POOL  | P   |   | 2014-03-31                              |
| FNMA PASS THRU POOL  | P   |   | 2014-04-30                              |
| FNMA PASS THRU POOL  | P   |   | 2014-01-31                              |
| FNMA PASS THRU POOL  | P   |   | 2014-02-28                              |
| FNMA PASS THRU POOL  | P   |   | 2014-03-31                              |
| FNMA PASS THRU POOL  | P   |   | 2014-04-30                              |
| FNMA PASS THRU POOL  | P   |   | 2014-01-31                              |
| FNMA PASS THRU POOL  | P   |   | 2014-02-28                              |

## Form 990PF Part IV - Capital Gains and Losses for Tax on Investment Income - Columns e - h

| <b>(e)</b> Gross sales price | <b>(f)</b> Depreciation allowed<br>(or allowable) | <b>(g)</b> Cost or other basis<br>plus expense of sale | <b>(h)</b> Gain or (loss)<br>(e) plus (f) minus (g) |
|------------------------------|---|--|---|
| 268                          |   | 268  | 0   |
| 386                          |   | 386  | 0   |
| 13                           |   | 13   | 0   |
| 99                           |   | 99   | 0   |
| 255                          |   | 255  | 0   |
| 191                          |   | 191  | 0   |
| 242                          |   | 242  | 0   |
| 227                          |   | 227  | 0   |
| 291                          |   | 291  | 0   |
| 160                          |   | 160  | 0   |

## Form 990PF Part IV - Capital Gains and Losses for Tax on Investment Income - Columns i - l

[illegible]

**Form 990PF Part IV - Capital Gains and Losses for Tax on Investment Income - Columns a - d**

| (a) List and describe the kind(s) of property sold (e g , real estate, 2-story brick warehouse, or common stock, 200 shs MLC Co ) | (b) How acquired<br>P—Purchase<br>D—Donation | (c) Date acquired<br>(mo , day, yr ) | (d) Date sold<br>(mo , day, yr ) |
|---|--|--------------------------------------|----------------------------------|
| FNMA PASS THRU POOL   | P  |                                      | 2014-03-31                       |
| FNMA PASS THRU POOL   | P  |                                      | 2014-04-30                       |
| FNMA PASS THRU POOL   | P  |                                      | 2014-01-31                       |
| FNMA PASS THRU POOL   | P  |                                      | 2014-02-28                       |
| FNMA PASS THRU POOL   | P  |                                      | 2014-03-31                       |
| FNMA PASS THRU POOL   | P  |                                      | 2014-01-31                       |
| FNMA PASS THRU POOL   | P  |                                      | 2014-02-28                       |
| FNMA PASS THRU POOL   | P  |                                      | 2014-03-31                       |
| FNMA PASS THRU POOL   | P  |                                      | 2014-01-31                       |
| FNMA PASS THRU POOL   | P  |                                      | 2014-02-28                       |

## Form 990PF Part IV - Capital Gains and Losses for Tax on Investment Income - Columns e - h

| <b>(e)</b> Gross sales price | <b>(f)</b> Depreciation allowed<br>(or allowable) | <b>(g)</b> Cost or other basis<br>plus expense of sale | <b>(h)</b> Gain or (loss)<br>(e) plus (f) minus (g) |
|------------------------------|---|--|---|
| 326                          |   | 326  | 0   |
| 406                          |   | 406  | 0   |
| 21                           |   | 21   | 0   |
| 20                           |   | 20   | 0   |
| 32                           |   | 32   | 0   |
| 20                           |   | 20   | 0   |
| 22                           |   | 22   | 0   |
| 21                           |   | 21   | 0   |
| 22                           |   | 22   | 0   |
| 17                           |   | 17   | 0   |

## Form 990PF Part IV - Capital Gains and Losses for Tax on Investment Income - Columns i - l

[illegible]



**Form 990PF Part IV - Capital Gains and Losses for Tax on Investment Income - Columns a - d**

| <b>(a)</b> List and describe the kind(s) of property sold (e g , real estate, 2-story brick warehouse, or common stock, 200 shs MLC Co ) | <b>(b)</b> How acquired<br>P—Purchase<br>D—Donation | <b>(c)</b> Date acquired<br>(mo , day, yr ) | <b>(d)</b> Date sold<br>(mo , day, yr ) |
|--|---|---|---|
| FNMA PASS THRU POOL  | P   |   | 2014-03-31                              |
| FNMA PASS THRU POOL  | P   |   | 2014-04-30                              |
| FNMA PASS THRU POOL  | P   |   | 2014-01-31                              |
| FNMA PASS THRU POOL  | P   |   | 2014-02-28                              |
| FNMA PASS THRU POOL  | P   |   | 2014-03-31                              |
| FNMA PASS THRU POOL  | P   |   | 2014-04-30                              |
| FNMA PASS THRU POOL  | P   |   | 2014-01-31                              |
| FNMA PASS THRU POOL  | P   |   | 2014-02-28                              |
| FNMA PASS THRU POOL  | P   |   | 2014-03-31                              |
| FNMA PASS THRU POOL  | P   |   | 2014-04-30                              |

## Form 990PF Part IV - Capital Gains and Losses for Tax on Investment Income - Columns e - h

| <b>(e)</b> Gross sales price | <b>(f)</b> Depreciation allowed<br>(or allowable) | <b>(g)</b> Cost or other basis<br>plus expense of sale | <b>(h)</b> Gain or (loss)<br>(e) plus (f) minus (g) |
|------------------------------|---|--|---|
| 20                           |   | 20   | 0   |
| 21                           |   | 21   | 0   |
| 189                          |   | 189  | 0   |
| 103                          |   | 103  | 0   |
| 156                          |   | 156  | 0   |
| 298                          |   | 298  | 0   |
| 59                           |   | 59   | 0   |
| 33                           |   | 33   | 0   |
| 33                           |   | 33   | 0   |
| 59                           |   | 59   | 0   |

## Form 990PF Part IV - Capital Gains and Losses for Tax on Investment Income - Columns i - l

[illegible]

**Form 990PF Part IV - Capital Gains and Losses for Tax on Investment Income - Columns a - d**

| <b>(a)</b> List and describe the kind(s) of property sold (e g , real estate, 2-story brick warehouse, or common stock, 200 shs MLC Co ) | <b>(b)</b> How acquired<br>P—Purchase<br>D—Donation | <b>(c)</b> Date acquired<br>(mo , day, yr ) | <b>(d)</b> Date sold<br>(mo , day, yr ) |
|--|---|---|---|
| FNMA PASS THRU POOL  | P   |   | 2014-01-31                              |
| FNMA PASS THRU POOL  | P   |   | 2014-02-28                              |
| FNMA PASS THRU POOL  | P   |   | 2014-03-31                              |
| FNMA PASS THRU POOL  | P   |   | 2014-01-31                              |
| FNMA PASS THRU POOL  | P   |   | 2014-02-28                              |
| FNMA PASS THRU POOL  | P   |   | 2014-03-31                              |
| FNMA PASS THRU POOL  | P   |   | 2014-04-30                              |
| FNMA PASS THRU POOL  | P   |   | 2014-01-31                              |
| FEDL HOME LOAN MTG POOL #GO8323  | P   |   | 2014-05-31                              |
| FEDL HOME LOAN MTG POOL #GO8323  | P   |   | 2014-06-30                              |

**Form 990PF Part IV - Capital Gains and Losses for Tax on Investment Income - Columns e - h**

| <b>(e)</b> Gross sales price | <b>(f)</b> Depreciation allowed<br>(or allowable) | <b>(g)</b> Cost or other basis<br>plus expense of sale | <b>(h)</b> Gain or (loss)<br>(e) plus (f) minus (g) |
|------------------------------|---|--|---|
| 21                           |   | 21   | 0   |
| 121                          |   | 121  | 0   |
| 21                           |   | 21   | 0   |
| 265                          |   | 265  | 0   |
| 111                          |   | 111  | 0   |
| 109                          |   | 109  | 0   |
| 251                          |   | 251  | 0   |
| 251                          |   | 251  | 0   |
| 14                           |   | 14   | 0   |
| 11                           |   | 11   | 0   |

## Form 990PF Part IV - Capital Gains and Losses for Tax on Investment Income - Columns i - l

[illegible]

**Form 990PF Part IV - Capital Gains and Losses for Tax on Investment Income - Columns a - d**

| <b>(a)</b> List and describe the kind(s) of property sold (e g , real estate, 2-story brick warehouse, or common stock, 200 shs MLC Co ) | <b>(b)</b> How acquired<br>P—Purchase<br>D—Donation | <b>(c)</b> Date acquired<br>(mo , day, yr ) | <b>(d)</b> Date sold<br>(mo , day, yr ) |
|--|---|---|---|
| FEDL HOME LOAN MTG POOL #GO8323  | P   |   | 2014-07-31                              |
| FEDL HOME LOAN MTG POOL #GO8323  | P   |   | 2014-08-31                              |
| FEDL HOME LOAN MTG POOL #GO8323  | P   |   | 2014-09-30                              |
| FEDL HOME LOAN MTG POOL #GO8323  | P   |   | 2014-10-31                              |
| FEDL HOME LOAN MTG POOL #GO8323  | P   |   | 2014-11-30                              |
| FEDL HOME LOAN MTG POOL #GO8323  | P   |   | 2014-12-31                              |
| FEDL NATL MTG ASSN POOL #AJ4052  | P   |   | 2014-05-31                              |
| FEDL NATL MTG ASSN POOL #AJ4052  | P   |   | 2014-06-30                              |
| FEDL NATL MTG ASSN POOL #AJ4052  | P   |   | 2014-07-31                              |
| FEDL NATL MTG ASSN POOL #AJ4052  | P   |   | 2014-08-31                              |

## Form 990PF Part IV - Capital Gains and Losses for Tax on Investment Income - Columns e - h

| (e) Gross sales price | (f) Depreciation allowed<br>(or allowable) | (g) Cost or other basis<br>plus expense of sale | (h) Gain or (loss)<br>(e) plus (f) minus (g) |
|-----------------------|--|---|--|
| 11                    |  | 11  | 0  |
| 11                    |  | 11  | 0  |
| 11                    |  | 11  | 0  |
| 13                    |  | 13  | 0  |
| 9                     |  | 9   | 0  |
| 15                    |  | 15  | 0  |
| 519                   |  | 519   | 0  |
| 515                   |  | 515   | 0  |
| 371                   |  | 371   | 0  |
| 135                   |  | 135   | 0  |

## Form 990PF Part IV - Capital Gains and Losses for Tax on Investment Income - Columns i - l

[illegible]

| <b>(a)</b> List and describe the kind(s) of property sold (e g , real estate, 2-story brick warehouse, or common stock, 200 shs MLC Co ) | <b>(b)</b> How acquired<br>P—Purchase<br>D—Donation | <b>(c)</b> Date acquired<br>(mo , day, yr ) | <b>(d)</b> Date sold<br>(mo , day, yr ) |
|--|---|---|---|
| FEDL NATL MTG ASSN POOL #AJ4052  | P   |   | 2014-09-30                              |
| FEDL NATL MTG ASSN POOL #AH5583  | P   |   | 2014-05-31                              |
| FEDL NATL MTG ASSN POOL #AH5583  | P   |   | 2014-06-30                              |
| FEDL NATL MTG ASSN POOL #AH5583  | P   |   | 2014-07-31                              |
| FEDL NATL MTG ASSN POOL #AH5583  | P   |   | 2014-08-31                              |
| FEDL NATL MTG ASSN POOL #AH5583  | P   |   | 2014-09-30                              |
| FEDL NATL MTG ASSN POOL #AH5583  | P   |   | 2014-10-31                              |
| FEDL NATL MTG ASSN POOL #AH5583  | P   |   | 2014-11-30                              |
| FEDL NATL MTG ASSN POOL #AH5583  | P   |   | 2014-12-31                              |
| FEDL NATL MTG ASSN POOL # AL0935   | P   |   | 2014-05-31                              |

| <b>(e)</b> Gross sales price | <b>(f)</b> Depreciation allowed<br>(or allowable) | <b>(g)</b> Cost or other basis<br>plus expense of sale | <b>(h)</b> Gain or (loss)<br>(e) plus (f) minus (g) |
|------------------------------|---|--|---|
| 254                          |   | 254  | 0   |
| 277                          |   | 277  | 0   |
| 316                          |   | 316  | 0   |
| 304                          |   | 304  | 0   |
| 249                          |   | 249  | 0   |
| 305                          |   | 305  | 0   |
| 255                          |   | 255  | 0   |
| 240                          |   | 240  | 0   |
| 368                          |   | 368  | 0   |
| 91                           |   | 91   | 0   |

[illegible]

**Form 990PF Part IV - Capital Gains and Losses for Tax on Investment Income - Columns a - d**

| <b>(a)</b> List and describe the kind(s) of property sold (e g , real estate, 2-story brick warehouse, or common stock, 200 shs MLC Co ) | <b>(b)</b> How acquired<br>P—Purchase<br>D—Donation | <b>(c)</b> Date acquired<br>(mo , day, yr ) | <b>(d)</b> Date sold<br>(mo , day, yr ) |
|--|---|---|---|
| FEDL NATL MTG ASSN POOL # AL0935   | P   |   | 2014-06-30                              |
| FEDL NATL MTG ASSN POOL # AL0935   | P   |   | 2014-07-31                              |
| FEDL NATL MTG ASSN POOL # AL0935   | P   |   | 2014-08-31                              |
| FEDL NATL MTG ASSN POOL # AL0935   | P   |   | 2014-09-30                              |
| FEDL NATL MTG ASSN POOL # AL1948   | P   |   | 2014-05-31                              |
| FEDL NATL MTG ASSN POOL # AL1948   | P   |   | 2014-06-30                              |
| FEDL NATL MTG ASSN POOL # AL1948   | P   |   | 2014-07-31                              |
| FEDL NATL MTG ASSN POOL # AL1948   | P   |   | 2014-08-31                              |
| FEDL NATL MTG ASSN POOL # AL1948   | P   |   | 2014-09-30                              |
| FEDL NATL MTG ASSN POOL # AL2629   | P   |   | 2014-05-31                              |

## Form 990PF Part IV - Capital Gains and Losses for Tax on Investment Income - Columns e - h

| <b>(e)</b> Gross sales price | <b>(f)</b> Depreciation allowed<br>(or allowable) | <b>(g)</b> Cost or other basis<br>plus expense of sale | <b>(h)</b> Gain or (loss)<br>(e) plus (f) minus (g) |
|------------------------------|---|--|---|
| 109                          |   | 109  | 0   |
| 138                          |   | 138  | 0   |
| 99                           |   | 99   | 0   |
| 84                           |   | 84   | 0   |
| 337                          |   | 337  | 0   |
| 515                          |   | 515  | 0   |
| 378                          |   | 378  | 0   |
| 246                          |   | 246  | 0   |
| 360                          |   | 360  | 0   |
| 249                          |   | 249  | 0   |

## Form 990PF Part IV - Capital Gains and Losses for Tax on Investment Income - Columns i - l

[illegible]

**Form 990PF Part IV - Capital Gains and Losses for Tax on Investment Income - Columns a - d**

| <b>(a)</b> List and describe the kind(s) of property sold (e g , real estate, 2-story brick warehouse, or common stock, 200 shs MLC Co ) | <b>(b)</b> How acquired<br>P—Purchase<br>D—Donation | <b>(c)</b> Date acquired<br>(mo , day, yr ) | <b>(d)</b> Date sold<br>(mo , day, yr ) |
|--|---|---|---|
| FEDL NATL MTG ASSN POOL # AL2629   | P   |   | 2014-06-30                              |
| FEDL NATL MTG ASSN POOL # AL2629   | P   |   | 2014-07-31                              |
| FEDL NATL MTG ASSN POOL # AL2629   | P   |   | 2014-08-31                              |
| FEDL NATL MTG ASSN POOL # AL2629   | P   |   | 2014-09-30                              |
| FEDL NATL MTG ASSN POOL # AL2629   | P   |   | 2014-10-31                              |
| FEDL NATL MTG ASSN POOL # AL2629   | P   |   | 2014-11-30                              |
| FEDL NATL MTG ASSN POOL # AL2629   | P   |   | 2014-12-31                              |
| FEDL NATL MTG ASSN POOL #745580  | P   |   | 2014-05-31                              |
| FEDL NATL MTG ASSN POOL #745580  | P   |   | 2014-06-30                              |
| FEDL NATL MTG ASSN POOL #745580  | P   |   | 2014-07-31                              |

## Form 990PF Part IV - Capital Gains and Losses for Tax on Investment Income - Columns e - h

| <b>(e)</b> Gross sales price | <b>(f)</b> Depreciation allowed<br>(or allowable) | <b>(g)</b> Cost or other basis<br>plus expense of sale | <b>(h)</b> Gain or (loss)<br>(e) plus (f) minus (g) |
|------------------------------|---|--|---|
| 246                          |   | 246  | 0   |
| 195                          |   | 195  | 0   |
| 228                          |   | 228  | 0   |
| 228                          |   | 228  | 0   |
| 227                          |   | 227  | 0   |
| 151                          |   | 151  | 0   |
| 198                          |   | 198  | 0   |
| 23                           |   | 23   | 0   |
| 19                           |   | 19   | 0   |
| 26                           |   | 26   | 0   |

## Form 990PF Part IV - Capital Gains and Losses for Tax on Investment Income - Columns i - l

[illegible]

| <b>(a)</b> List and describe the kind(s) of property sold (e g , real estate, 2-story brick warehouse, or common stock, 200 shs MLC Co ) | <b>(b)</b> How acquired<br>P—Purchase<br>D—Donation | <b>(c)</b> Date acquired<br>(mo , day, yr ) | <b>(d)</b> Date sold<br>(mo , day, yr ) |
|--|---|---|---|
| FEDL NATL MTG ASSN POOL #745580  | P   |   | 2014-08-31                              |
| FEDL NATL MTG ASSN POOL #745580  | P   |   | 2014-09-30                              |
| FEDL NATL MTG ASSN POOL #745580  | P   |   | 2014-10-31                              |
| FEDL NATL MTG ASSN POOL #745580  | P   |   | 2014-11-30                              |
| FEDL NATL MTG ASSN POOL #745580  | P   |   | 2014-12-31                              |
| FEDL NATLMTG ASSN POOL #AB1389   | P   |   | 2014-05-31                              |
| FEDL NATLMTG ASSN POOL #AB1389   | P   |   | 2014-06-30                              |
| FEDL NATLMTG ASSN POOL #AB1389   | P   |   | 2014-07-31                              |
| FEDL NATLMTG ASSN POOL #AB1389   | P   |   | 2014-08-31                              |
| FEDL NATLMTG ASSN POOL #AB1389   | P   |   | 2014-09-30                              |

| (e) Gross sales price | (f) Depreciation allowed<br>(or allowable) | (g) Cost or other basis<br>plus expense of sale | (h) Gain or (loss)<br>(e) plus (f) minus (g) |
|-----------------------|--|---|--|
| 25                    |  | 25  | 0  |
| 22                    |  | 22  | 0  |
| 22                    |  | 22  | 0  |
| 21                    |  | 21  | 0  |
| 19                    |  | 19  | 0  |
| 276                   |  | 276   | 0  |
| 215                   |  | 215   | 0  |
| 217                   |  | 217   | 0  |
| 292                   |  | 292   | 0  |
| 167                   |  | 167   | 0  |

[illegible]

**Form 990PF Part IV - Capital Gains and Losses for Tax on Investment Income - Columns a - d**

| <b>(a)</b> List and describe the kind(s) of property sold (e g , real estate, 2-story brick warehouse, or common stock, 200 shs MLC Co ) | <b>(b)</b> How acquired<br>P—Purchase<br>D—Donation | <b>(c)</b> Date acquired<br>(mo , day, yr ) | <b>(d)</b> Date sold<br>(mo , day, yr ) |
|--|---|---|---|
| FEDL NATLMTG ASSN POOL #AB1389   | P   |   | 2014-10-31                              |
| FEDL NATLMTG ASSN POOL #AB1389   | P   |   | 2014-11-30                              |
| FEDL NATLMTG ASSN POOL #AB1389   | P   |   | 2014-12-31                              |
| FEDL NAT MTG ASSN POOL #AB3314   | P   |   | 2014-05-31                              |
| FEDL NAT MTG ASSN POOL #AB3314   | P   |   | 2014-06-30                              |
| FEDL NAT MTG ASSN POOL #AB3314   | P   |   | 2014-07-31                              |
| FEDL NAT MTG ASSN POOL #AB3314   | P   |   | 2014-08-31                              |
| FEDL NAT MTG ASSN POOL #AB3314   | P   |   | 2014-09-30                              |
| FEDL NAT MTG ASSN POOL #AB3314   | P   |   | 2014-10-31                              |
| FEDL NAT MTG ASSN POOL #AB3314   | P   |   | 2014-11-30                              |

## Form 990PF Part IV - Capital Gains and Losses for Tax on Investment Income - Columns e - h

| <b>(e)</b> Gross sales price | <b>(f)</b> Depreciation allowed<br>(or allowable) | <b>(g)</b> Cost or other basis<br>plus expense of sale | <b>(h)</b> Gain or (loss)<br>(e) plus (f) minus (g) |
|------------------------------|---|--|---|
| 410                          |   | 410  | 0   |
| 112                          |   | 112  | 0   |
| 282                          |   | 282  | 0   |
| 41                           |   | 41   | 0   |
| 57                           |   | 57   | 0   |
| 28                           |   | 28   | 0   |
| 62                           |   | 62   | 0   |
| 83                           |   | 83   | 0   |
| 62                           |   | 62   | 0   |
| 20                           |   | 20   | 0   |

## Form 990PF Part IV - Capital Gains and Losses for Tax on Investment Income - Columns i - l

[illegible]



**Form 990PF Part IV - Capital Gains and Losses for Tax on Investment Income - Columns a - d**

| <b>(a)</b> List and describe the kind(s) of property sold (e g , real estate, 2-story brick warehouse, or common stock, 200 shs MLC Co ) | <b>(b)</b> How acquired<br>P—Purchase<br>D—Donation | <b>(c)</b> Date acquired<br>(mo , day, yr ) | <b>(d)</b> Date sold<br>(mo , day, yr ) |
|--|---|---|---|
| FEDL NAT MTG ASSN POOL #AB3314   | P   |   | 2014-12-31                              |
| FEDL NATL MTG ASSN POOL #AB5670  | P   |   | 2014-05-31                              |
| FEDL NATL MTG ASSN POOL #AB5670  | P   |   | 2014-06-30                              |
| FEDL NATL MTG ASSN POOL #AB5670  | P   |   | 2014-07-31                              |
| FEDL NATL MTG ASSN POOL #AB5670  | P   |   | 2014-08-31                              |
| FEDL NATL MTG ASSN POOL #AB5670  | P   |   | 2014-09-30                              |
| FEDL NATL MTG ASSN POOL #AB5670  | P   |   | 2014-10-31                              |
| FEDL NATL MTG ASSN POOL #AB5670  | P   |   | 2014-11-30                              |
| FEDL NATL MTG ASSN POOL #AB5670  | P   |   | 2014-12-31                              |
| Capital Gains Dividends  | P   |   |   |

## Form 990PF Part IV - Capital Gains and Losses for Tax on Investment Income - Columns e - h

| <b>(e)</b> Gross sales price | <b>(f)</b> Depreciation allowed<br>(or allowable) | <b>(g)</b> Cost or other basis<br>plus expense of sale | <b>(h)</b> Gain or (loss)<br>(e) plus (f) minus (g) |
|------------------------------|---|--|---|
| 54                           |   | 54   | 0   |
| 306                          |   | 306  | 0   |
| 362                          |   | 362  | 0   |
| 650                          |   | 650  | 0   |
| 360                          |   | 360  | 0   |
| 502                          |   | 502  | 0   |
| 458                          |   | 458  | 0   |
| 433                          |   | 433  | 0   |
| 380                          |   | 380  | 0   |
| 89,513                       |   |  | 89,513  |


## Form 990PF Part IV - Capital Gains and Losses for Tax on Investment Income - Columns i - l

[illegible]


Form 990PF Part VIII Line 1 - List all officers, directors, trustees, foundation managers and their compensation

| (a) Name and address   | (b) Title, and average hours per week devoted to position | (c) Compensation (If not paid, enter -0-) | (d) Contributions to employee benefit plans and deferred compensation | (e) Expense account, other allowances |
|--|---|---|---|---------------------------------------|
| KATHARINE THOMAS<br>3802 SWARTHMORE RD<br>DURHAM,NC 27707                        | DIRECTOR<br>0 10  | 0   | 0   | 0                                     |
| E JACK WALKER<br>3802 SWARTHMORE RD<br>DURHAM,NC 27707                           | DIRECTOR,SECRETARY<br>0 15                                | 0   | 0   | 0                                     |
| KENNETH B MORGAN MORGAN<br>405 BATTLEGROUND AVE SUITE 101<br>GREENSBORO,NC 27401 | DIRECTOR,VICE PRES,TREAS<br>10 00                         | 46,021                                    | 4,275   | 0                                     |
| JOHN S THOMAS<br>3802 SWARTHMORE RD<br>DURHAM,NC 27707                           | PRESIDENT<br>35 00  | 151,112                                   | 14,180  | 0                                     |
| EDWIN THOMAS<br>3802 SWARTHMORE RD<br>DURHAM,NC 27707                            | DIRECTOR<br>0 10  | 0   | 0   | 0                                     |
| CHARLES FULLER<br>3802 SWARTHMORE RD<br>DURHAM,NC 27707                          | DIRECTOR<br>0 10  | 0   | 0   | 0                                     |


Form 990PF Part XV Line 3 - Grants and Contributions Paid During the Year or Approved for Future Payment

| Recipient  | If recipient is an individual, show any relationship to any foundation manager or substantial contributor | Foundation status of recipient | Purpose of grant or contribution | Amount  |
|--|---|--------------------------------|----------------------------------|---------|
| Name and address (home or business)  |   |                                |                                  |         |
| <b>a</b> Paid during the year  |   |                                |                                  |         |
| AMERICANS FOR PROSPERITY FOUNDATION 1726 M STREET 10TH FL WASHINGTON,DC 20036  | NONE  | PUBLIC CHARITY                 | GENERAL SUPPORT                  | 5,000   |
| AMISTAD MISSION 55 SCOTT ST BUFORD,GA 30158  | NONE  | PUBLIC CHARITY                 | GENERAL SUPPORT                  | 10,000  |
| ASIAN ACCESS LIFE MINISTRIES PO BOX 200 SAN DIMAS,CA 91773   | NONE  | PUBLIC CHARITY                 | GENERAL SUPPORT                  | 5,000   |
| EXPONENT PHILANTHOPY 4905 DEL RAY AVE BETHESDA,MD 20814  | NONE  | PUBLIC CHARITY                 | GENERAL SUPPORT                  | 1,000   |
| BILLY GRAHAM EVANGELISISTIC ASSOCIATION 1 BILLY GRAHAM PARKWAY CHARLOTTE,NC 28201                                      |   | PUBLIC CHARITY                 | GENERAL SUPPORT                  | 10,000  |
| CHILD EVANGELISM FELLOWSHIP PO BOX 348 WARRENTON,MO 63383  | NONE  | PUBLIC CHARITY                 | SUPPORT FOR MISSIONARIES         | 5,000   |
| DUKE UNIVERSITY BOX 90482 DURHAM,NC 27708  | NONE  | PUBLIC CHARITY                 | COMPREHENSIVE CANCER CENTER      | 20,000  |
| DURHAM COMMUNITY CONCERT BAND PO BOX 52133 DURHAM,NC 27717   | NONE  | PUBLIC CHARITY                 | GENERAL SUPPORT                  | 1,000   |
| EPISCOPAL CHURCH OF THE HOLY COMFORTER 2701 PARK ROAD CHARLOTTE,NC 28209   | NONE  | PUBLIC CHARITY                 | GENERAL SUPPORT                  | 6,000   |
| FAITH INTERNATIONAL HOUSE 705 GREENE ST GREENSBORO,NC 27401  | NONE  | PUBLIC CHARITY                 | GENERAL SUPPORT                  | 2,500   |
| FOCUS ON THE FAMILY 8605 EXPLORER DR COLORADO SPRINGS,CO 80920   | NONE  | PUBLIC CHARITY                 | GENERAL SUPPORT                  | 5,000   |
| HINSHAW MEMORIAL UNITED METHODIST CHURCH 4501 HIGH POINT RD GREENSBORO,NC 27407  | NONE  | CHURCH                         | APPALACHIAN SERVICE PROJECT      | 5,000   |
| HOMeward BOUND OF WESTERN NC INC PO BOX 1166 ASHVILLE,NC 28801   |   | PUBLIC CHARITY                 | GENERAL SUPPORT                  | 7,000   |
| JAZZ FOUNDATION OF NORTH CAROLINA INC PO BOX 51523 DURHAM,NC 27717   | NONE  | PUBLIC CHARITY                 | GENERAL SUPPORT                  | 1,000   |
| LEADERSHIP EDGE PO BOX 51657 DURHAM,NC 27717   | NONE  | PUBLIC CHARITY                 | GENERAL SUPPORT                  | 40,000  |
| <b>Total . . . . .</b>  <b>3a</b> |   |                                |                                  | 458,000 |

Form 990PF Part XV Line 3 - Grants and Contributions Paid During the Year or Approved for Future Payment

| Recipient  | If recipient is an individual, show any relationship to any foundation manager or substantial contributor | Foundation status of recipient | Purpose of grant or contribution | Amount  |
|--|---|--------------------------------|----------------------------------|---------|
| Name and address (home or business)  |   |                                |                                  |         |
| <b>a</b> Paid during the year  |   |                                |                                  |         |
| MISSION TRAINING INTERNATIONAL PO BOX 1220 PALMER LAKE,CO 80133  | NONE  | PUBLIC CHARITY                 | MISSIONARY STAFF SUPPORT         | 2,000   |
| MOSES CONE HEALTH SYSTEM 1200 NORTH ELM ST GREENSBORO,NC 27401   | NONE  | PUBLIC CHARITY                 | GENERAL SUPPORT                  | 75,000  |
| NATIONAL RIGHT TO WORK LEGAL DEFENSE FOUNDATION 8001 BRADDOCK RD SPRINGFIELD,VA 22160                                  | NONE  | PUBLIC CHARITY                 | GENERAL SUPPORT                  | 10,000  |
| NATIONAL TAXPAYERS UNION FOUNDATION 108 NORTH ALFRED ST ALEXANDRIA,VA 22314  | NONE  | PUBLIC CHARITY                 | GENERAL SUPPORT                  | 15,000  |
| NORTH CAROLINA MUSEUM OF LIFE AND SCIENCE 433 W MURRAY STREET DURHAM,NC 27704  | NONE  | PUBLIC CHARITY                 | GENERAL SUPPORT                  | 25,000  |
| OMICRON DELTA KAPPA FOUNDATION 224 MCLAUGHLIN STREET LEXINGTON,VA 244502002  | NONE  | PUBLIC CHARITY                 | GENERAL SUPPORT                  | 5,000   |
| SCHOOLHOUSE OF WONDER 5101-B N ROXBORO ST DURHAM,NC 27704  | NONE  | PUBLIC CHARITY                 | GENERAL SUPPORT                  | 5,000   |
| SERVE NOW PO BOX 50890 COLORADO SPRINGS,CO 80949   | NONE  | PUBLIC CHARITY                 | GENERAL SUPPORT                  | 20,000  |
| ST STEPHENS EPISCOPAL CHURCH 82 KIMBERLY DR DURHAM,NC 27707  | NONE  | PUBLIC CHARITY                 | GENERAL SUPPORT                  | 5,000   |
| THALES ACADEMY 4161 PARAGON PARK RALEIGH,NC 276163174  | NONE  | PUBLIC CHARITY                 | GENERAL SUPPORT                  | 7,500   |
| THE EMILY KRYZEWSKI FAMILY LIFE CENTER 904 WEST CHAPEL HILL STREET DURHAM,NC 27701                                     | NONE  | PUBLIC CHARITY                 | GENERAL SUPPORT                  | 2,000   |
| THE GATHERING 601 SHELBY DR STE 201 TYLER,TX 75701   | NONE  | PUBLIC CHARITY                 | GENERAL SUPPORT                  | 1,000   |
| THE JESSE HELMS CENTER FOUNDATION PO BOX 247 WINGATE,NC 28270  | NONE  | PUBLIC CHARITY                 | GENERAL SUPPORT                  | 35,000  |
| THE JOHN LOCK FOUNDATION 200 WEST MORGAN ST SUITE 200 RALEIGH,NC 27601   | NONE  | PUBLIC CHARITY                 | EA MORRIS FELLOWSHIP PROGRAM     | 115,000 |
| THRESHOLD INC 609 GARY ST DURHAM,NC 27703  | NONE  | PUBLIC CHARITY                 | GENERAL SUPPORT                  | 1,500   |
| <b>Total</b> . . . . .  <b>3a</b> |   |                                |                                  | 458,000 |

Form 990PF Part XV Line 3 - Grants and Contributions Paid During the Year or Approved for Future Payment

| Recipient  | If recipient is an individual,<br>show any relationship to<br>any foundation manager<br>or substantial contributor | Foundation<br>status of<br>recipient | Purpose of grant or<br>contribution | Amount  |
|--|--|--------------------------------------|-------------------------------------|---------|
| Name and address (home or business)  |  |                                      |                                     |         |
| <b>a</b> <i>Paid during the year</i>   |  |                                      |                                     |         |
| TRIAD LOCAL FIRST 405<br>BATTLEGROUND AVENUE SUITE<br>100<br>GREENSBORO,NC 27401                                     | NONE   | PUBLIC<br>CHARITY                    | GENERAL SUPPORT                     | 2,000   |
| TRINITY EPISCOPAL SCHOOL 750<br>E 9TH ST<br>CHARLOTTE,NC 28202   | NONE   | PUBLIC<br>CHARITY                    | GENERAL SUPPORT                     | 1,500   |
| UNC LAW FOUNDATION VAN<br>HECKE WETACCH HALL 160 RIDGE<br>RD<br>CHAPEL HILL,NC 27599                                 | NONE   | PUBLIC<br>CHARITY                    | GENERAL SUPPORT                     | 2,000   |
| UNC-CHARLOTTE FOUNDATION<br>9201 UNIVERSITY CITY BLVD<br>CHARLOTTE,NC 28223  | NONE   | PUBLIC<br>CHARITY                    | GENERAL SUPPORT                     | 2,500   |
| WOUNDED WARRIOR PROJECT INC<br>4899 BELFORT RD STE 300<br>JACKSONVILLE,FL 32256                                      | NONE   | PUBLIC<br>CHARITY                    | GENERAL SUPPORT                     | 2,500   |
| <b>Total . . . . .</b>  <b>3a</b> |  |                                      |                                     | 458,000 |

Note: To capture the full content of this document, please select landscape mode (11" x 8.5") when printing.

TY 2014 Depreciation Schedule

Name: EA Morris Charitable Foundation

EIN: 58-1413060

| Description of Property | Date Acquired | Cost or Other Basis | Prior Years' Depreciation | Computation Method | Rate / Life (# of years) | Current Year's Depreciation Expense | Net Investment Income | Adjusted Net Income | Cost of Goods Sold Not Included |
|-------------------------|---------------|---------------------|---------------------------|--------------------|--------------------------|-------------------------------------|-----------------------|---------------------|---------------------------------|
| COMPUTER                | 2011-11-30    | 896                 | 373                       | SL                 | 5 0000000000000          | 179                                 | 0                     |                     |                                 |
| TELEPHONE               | 2012-12-13    | 62                  | 13                        | SL                 | 5 0000000000000          | 12                                  | 0                     |                     |                                 |

## TY 2014 Investments Corporate Bonds Schedule

**Name:** EA Morris Charitable Foundation

**EIN:** 58-1413060

| Name of Bond                              | End of Year Book Value | End of Year Fair Market Value |
|---|------------------------|-------------------------------|
| DWD HOME LOAN MTG CORP MEDIUM TERM NOTE   | 55,419                 | 56,229                        |
| CISCO SYS INC SR NOTE                     | 40,983                 | 42,201                        |
| CREDIT SUISSE USA INC SR NOTE             | 38,660                 | 42,034                        |
| FEDL NATL MTG ASSN NOTE                   | 75,195                 | 76,849                        |
| FEDL HOME LOAN MTGE CORP MEDIUM TERM NOTE | 51,179                 | 51,194                        |
| FEDL MATL MTG ASSN NOTE                   | 77,119                 | 80,828                        |
| WACHOVIA CORP NEW NOTE                    | 57,030                 | 59,147                        |
| LILLY ELI & CO BOND                       | 54,469                 | 54,369                        |
| VALERO ENERGY CORP NOTE                   | 29,249                 | 30,755                        |
| KIMBERLY CLARK CORP NOTE                  | 41,032                 | 44,752                        |
| KONNKLIJKE PHILIPS ELECTRS NV NOTE        | 47,344                 | 49,948                        |
| FEDL HOME LOAN MTG CORP MEDIUM TERM NOTE  | 66,955                 | 70,743                        |
| US TREASURY NOTE DUE 3/31/19              | 62,397                 | 61,014                        |
| CISCO SYS INC SR NOTE                     | 38,742                 | 38,532                        |
| GOLDMAN SACHS GROUP INC MEDIUM TERM NOTE  | 29,920                 | 30,259                        |
| MEDTRONIC INC SR NOTE                     | 32,653                 | 32,915                        |
| JPMORGAN CHASE & CO NOTE                  | 44,345                 | 44,188                        |
| ABBOTT LABS NOTE                          | 42,069                 | 43,351                        |
| OCCIDENTAL PETROLRUM CORP SENIOR NOTE     | 46,787                 | 47,756                        |
| GEL ELEC CAP CORP GLBL SUB NOTE           | 44,294                 | 46,822                        |

| Name of Bond                 | End of Year Book Value | End of Year Fair Market Value |
|------------------------------|------------------------|-------------------------------|
| VERIZON COMMNS IN NOTE       | 53,537                 | 54,269                        |
| AT&T INC NOTE                | 43,826                 | 44,051                        |
| FEDL NATL MTG ASSN POOL      | 989                    | 979                           |
| FEDL HOME LOAN MTG CORP POOL | 591                    | 585                           |
| FEDL NATL MTG ASSN POOL      | 9,999                  | 9,484                         |
| FEDL NATL MTG ASSN POOL      | 14,768                 | 15,193                        |
| FEDL NATL MTG ASSN POOL      | 16,184                 | 17,263                        |
| FEDL NATL MTG ASSN POOL      | 3,159                  | 2,926                         |
| FEDL NATL MTG ASSN POOL      | 55,021                 | 52,321                        |



TY 2014 Investments Corporate  
Stock Schedule

**Name:** EA Morris Charitable Foundation  
**EIN:** 58-1413060

| Name of Stock                             | End of Year Book Value | End of Year Fair Market Value |
|---|------------------------|-------------------------------|
| AMERICAN MUTUAL FUND CL A                 | 529,821                | 568,929                       |
| CAPITAL WORLD GROWTH & INCOME             | 255,891                | 261,836                       |
| NEW PERSPECTIVE CL A                      | 266,907                | 259,959                       |
| OPPENHEIMER DEVELOPING MARKETS CL Y       | 555,609                | 491,922                       |
| PIMCO ALL ASSET AL AUTHORITY INSTL CL     | 1,467,036              | 1,293,514                     |
| SPDR SERIES TRUST S&P DIVIDEND ETF        | 288,234                | 313,230                       |
| COLUMBIA MID CAP INDEX CL Z               | 266,504                | 274,704                       |
| COLUMBIA SMALL CAP INDEX CL Z             | 270,714                | 264,161                       |
| AFFILIATED MANAGERS GROUP INC             | 29,306                 | 40,113                        |
| AKORN INC                                 | 23,020                 | 51,187                        |
| ALEXION PHARMACEUTICALS INC               | 24,003                 | 27,384                        |
| ALLIANCE DATA SYSTEMS CORP                | 33,162                 | 46,054                        |
| AMAZON.COM INC                            | 37,059                 | 37,863                        |
| AMETEK INC                                | 32,212                 | 47,578                        |
| ANSYS INC                                 | 27,593                 | 37,310                        |
| APPLE INC                                 | 95,290                 | 151,662                       |
| CVS HEALTHCORP                            | 45,807                 | 58,075                        |
| CARDINAL HEALTH INC                       | 31,815                 | 40,365                        |
| CELGENE CORP                              | 50,780                 | 117,453                       |
| CERNER CORP                               | 18,485                 | 26,705                        |
| CHURCH & DWIGHT COMPANY INC               | 41,902                 | 63,994                        |
| CITRIX SYSTEMS INC                        | 50,608                 | 48,616                        |
| GCOGNIZANT TECHNOLOGY SOLUTIONS CORP CL A | 25,530                 | 34,545                        |
| DANAHER CORP                              | 47,454                 | 75,425                        |
| DECKERS OUTDOOR CORP                      | 30,610                 | 34,777                        |
| E M C CORP MASS                           | 27,106                 | 32,625                        |
| EOG RESOURCES INC                         | 31,127                 | 26,884                        |
| ECOLAB INC                                | 39,182                 | 50,797                        |
| EPAM SYSTEMS INC                          | 22,045                 | 33,234                        |
| EXPRESS SCRIPTS HLDG CO                   | 25,096                 | 31,159                        |

| Name of Stock                        | End of Year Book Value | End of Year Fair Market Value |
|--------------------------------------|------------------------|-------------------------------|
| GILEAD SCIENCES INC                  | 21,350                 | 46,376                        |
| GOOGLE INC CL A                      | 45,719                 | 49,882                        |
| GOOGLE INC CL C                      | 15,436                 | 22,635                        |
| GULFPORT ENERGY CORP NEW             | 28,277                 | 21,454                        |
| HAIN CELESTIAL GROUP INC             | 34,915                 | 47,098                        |
| ILLINOIS TOOL WORKS INC              | 29,295                 | 43,846                        |
| INTEL CORP                           | 29,457                 | 33,242                        |
| INTERCONTINENTAL EXCHANGE INC        | 31,214                 | 40,569                        |
| ISIS PHARMACEUTICALS                 | 26,460                 | 26,672                        |
| JOHNSON & JOHNSON                    | 47,938                 | 64,415                        |
| LKQ CORP                             | 22,496                 | 19,431                        |
| MAXIUMUS INC                         | 25,900                 | 37,182                        |
| MEAD JOHNSON NUTRITION COMPANY       | 35,036                 | 46,248                        |
| MONDELEZ INTERNATIONAL INC           | 24,571                 | 30,658                        |
| O REILLY AUTOMOTIVE INC              | 33,698                 | 69,343                        |
| PEPSICO INC                          | 31,074                 | 42,930                        |
| PHARMA CYCLICS INC                   | 24,455                 | 25,062                        |
| PRAXAIR INC                          | 35,459                 | 44,569                        |
| PRECISION CASTPARTS CORP             | 36,065                 | 49,862                        |
| PRICELINE GROUP INC                  | 23,040                 | 42,188                        |
| QUALCOMM INC                         | 43,949                 | 54,856                        |
| ROSS STORES INC                      | 28,659                 | 50,900                        |
| SALLY BEAUTY HOLDINGS INC            | 28,265                 | 32,492                        |
| SCHLUMBERGER LTD                     | 39,526                 | 38,349                        |
| STARBUCKS CORP                       | 19,456                 | 26,420                        |
| STERICYCLE INC                       | 23,989                 | 35,916                        |
| TRANSDIGM GROUP INC                  | 17,687                 | 31,023                        |
| ULTA SALON COSMETICS & FRAGRANCE INC | 31,941                 | 40,014                        |
| VF CORP                              | 18,995                 | 38,274                        |
| VISA INC CLASS A                     | 27,254                 | 60,044                        |

| Name of Stock                        | End of Year Book Value | End of Year Fair Market Value |
|--------------------------------------|------------------------|-------------------------------|
| WASTE CONNECTIONS INC                | 32,433                 | 46,102                        |
| MALLINCKRODT PUBLIC LTD              | 71,460                 | 96,653                        |
| MICHAEL KORS HOLDINGS LTD            | 22,029                 | 22,981                        |
| PERRIGO COMPANY PLC                  | 24,878                 | 27,749                        |
| AMERICAN EXPRESS                     | 26,526                 | 48,846                        |
| ANNALY CAPITAL MANAGEMENT INC        | 36,240                 | 39,348                        |
| BARRICK GOLD CORP                    | 60,445                 | 32,250                        |
| BAXTER INTERNATIONAL IN              | 52,943                 | 63,396                        |
| BED BATH & BEYOND, INC               | 61,039                 | 68,934                        |
| CVS HEALTH CORP                      | 18,039                 | 40,932                        |
| CHREVRON CORP                        | 60,589                 | 58,334                        |
| GCHUBB CORP                          | 46,226                 | 64,669                        |
| CISCO SYSTEMS INC                    | 43,184                 | 59,802                        |
| CONOPHILLIPS                         | 49,964                 | 59,046                        |
| DIAMOND OFFSHORE DRILLING INC        | 42,611                 | 52,312                        |
| DR PEPPER SNAPPLE GROUP INC          | 49,185                 | 79,565                        |
| EBAY INC                             | 63,318                 | 68,466                        |
| EXELON CORP                          | 61,766                 | 78,053                        |
| EXPRESS SCRIPTS HLDG CO              | 65,206                 | 82,977                        |
| EXXON MOBIL CORP                     | 68,539                 | 77,381                        |
| GLAXOSMITHKLINE PLC                  | 43,042                 | 38,893                        |
| HONDA MOTOR LTD                      | 67,114                 | 63,763                        |
| JOHNSON & JOHNSON                    | 24,934                 | 39,737                        |
| MACK CALI REALTI CORP                | 17,639                 | 16,678                        |
| MEDTRONICS INC                       | 58,856                 | 95,665                        |
| MICROSOFT CORP                       | 50,163                 | 74,274                        |
| MOLSON COORS BREWING COMPANY CLASS B | 51,723                 | 78,991                        |
| NEWMONT MINING CORP HLDG COMPANY     | 58,304                 | 29,768                        |
| PNC FINANCIAL SERVICES GROUP INC     | 59,271                 | 85,300                        |
| PEPSICO INC                          | 81,601                 | 110,068                       |

| Name of Stock                             | End of Year Book Value | End of Year Fair Market Value |
|---|------------------------|-------------------------------|
| PRICE T ROWE GRP INC                      | 65,058                 | 71,694                        |
| PROCTOR & GAMBLE COMPANY                  | 62,403                 | 81,161                        |
| SOUTHWESTERN ENERGY COMPANY               | 50,568                 | 42,709                        |
| SUNTRUST BANKS INC                        | 20,286                 | 34,065                        |
| TAIWAN SEMICONDUCTORMANUFACTURING COMPANY | 44,996                 | 61,993                        |
| TARGET CORP                               | 74,687                 | 98,303                        |
| TORCHMARK CORP                            | 18,516                 | 33,315                        |
| TRAVELERS COMPANIES INC                   | 46,136                 | 71,766                        |
| US BANCORP DE                             | 53,130                 | 80,640                        |
| WAL-MART STORES INC                       | 96,577                 | 120,232                       |
| WELLS FARGO & CO NEW                      | 54,113                 | 87,438                        |
| ANTOFGASTA PLC                            | 8,202                  | 6,657                         |
| BHP BILLITON LIMITED                      | 8,716                  | 5,111                         |
| CF INDUSTRIES HOLDINGS INC                | 10,649                 | 12,537                        |
| CABOT OIL & GAS CORP                      | 8,843                  | 6,840                         |
| CALIFORNIA RESOURCES CORP                 | 0                      | 253                           |
| CAMECO CORP                               | 11,235                 | 9,731                         |
| CIMAREX ENERGY COMPAY                     | 6,789                  | 9,646                         |
| CLOUD PEAK ENERGY                         | 6,893                  | 5,480                         |
| COMPASS MNRLS INTL INC                    | 10,863                 | 10,420                        |
| CONCHO RESOURCES INC                      | 10,319                 | 9,576                         |
| CONOPHILLIPS                              | 5,421                  | 6,768                         |
| DETOUR GOLD CORP                          | 3,422                  | 3,713                         |
| EOG RESOURCES INC                         | 9,786                  | 10,404                        |
| FMC CORP NEW                              | 12,133                 | 10,208                        |
| FRANCO NEVADA CORP                        | 8,150                  | 7,083                         |
| FREEPORT MCMORAN INC                      | 6,305                  | 4,508                         |
| GLENCORE PLC                              | 10,837                 | 9,221                         |
| GULF COAST ULTRA DEEP ROYALTY TR          | 12,906                 | 9,376                         |
| HALLADOR ENERGY COMPANY                   | 5,290                  | 6,881                         |

| Name of Stock                  | End of Year Book Value | End of Year Fair Market Value |
|--------------------------------|------------------------|-------------------------------|
| MURPHY OIL CORP                | 6,840                  | 6,669                         |
| OCC8IDENTAL PETROLEUM CORP     | 10,489                 | 9,431                         |
| PIONEER NATURAL RESOURCES      | 3,833                  | 5,805                         |
| PLUMB CREEK TIMBER COMPANY INC | 7,426                  | 7,659                         |
| POTASH CORP                    | 9,935                  | 10,737                        |
| RANGE REASOURCES CORP          | 6,451                  | 4,650                         |
| RAYONIER INC                   | 11,602                 | 9,555                         |
| RIO TINTO PLC                  | 8,039                  | 6,356                         |
| ROYALD GOLD INC                | 7,792                  | 7,273                         |
| RUBICON MINERALS CORP          | 3,377                  | 3,135                         |
| SILVER WHEATON CORP            | 12,741                 | 7,217                         |
| STATOIL ASA                    | 6,282                  | 5,318                         |
| TOREX GOLD RESOURCES INC       | 3,526                  | 2,766                         |
| WEYERHAEUSER COMPANY           | 6,977                  | 9,008                         |
| FRESNILLO PLC LONDON           | 8,174                  | 5,938                         |
| ISHARES GOLD TRUST             | 31,655                 | 29,538                        |
| AIR PRODUCTS & CHEMICALS INC   | 8,410                  | 11,106                        |
| ANALOG DEVICES INC             | 10,298                 | 11,165                        |
| AMERICAN EXPRESS COMPANY       | 10,391                 | 11,715                        |
| BECTON DICKINSON & COMPANY     | 8,757                  | 11,272                        |
| BROWN & BROWN INC              | 10,354                 | 11,025                        |
| CHEVRON CORP                   | 10,374                 | 9,535                         |
| CLOROX COMPANY                 | 10,402                 | 11,359                        |
| COLGATE PALMOLIVE COMPANY      | 10,355                 | 10,932                        |
| COMMERCE BANCSHARES INC        | 10,360                 | 10,568                        |
| CONOCO PHILLIPS                | 10,373                 | 10,152                        |
| CULLEN FROST BANKERS INC       | 9,471                  | 9,183                         |
| DONALDSON COMPANY INC          | 10,351                 | 9,503                         |
| EXPEDITORS INTL WASH INC       | 10,381                 | 10,662                        |
| EXXON MOBIL CORP               | 10,388                 | 10,077                        |

| Name of Stock                    | End of Year Book Value | End of Year Fair Market Value |
|----------------------------------|------------------------|-------------------------------|
| GENERAL DYNAMICS CORP COMMON     | 6,797                  | 10,322                        |
| GLAXOSMITHKLINE PLC              | 10,373                 | 8,420                         |
| GRACO INC                        | 10,403                 | 10,904                        |
| GRAINGER WW INC                  | 10,313                 | 10,196                        |
| HOME DEPOT INC                   | 8,648                  | 11,232                        |
| ILLINOIS TOOL WORKS INC          | 9,342                  | 10,985                        |
| JOHNSON & JOHNSON                | 9,221                  | 10,248                        |
| LINEAR TECHNOLOGY CORP           | 10,365                 | 10,762                        |
| LOCKHEED MARTIN CORP             | 7,589                  | 10,591                        |
| M&T BANK CORP                    | 10,409                 | 11,431                        |
| MDU RESOURCES GROUP INC          | 10,360                 | 8,178                         |
| MARTHON OIL CORP                 | 10,352                 | 8,034                         |
| MATTEL INC                       | 11,300                 | 10,026                        |
| MCDONALDS CORP                   | 10,360                 | 10,026                        |
| MICROSOFT CORP                   | 8,614                  | 10,451                        |
| NESTLE S A SPONSD ADR            | 11,229                 | 10,651                        |
| NEW JERSEY RES CORP              | 8,228                  | 11,077                        |
| NIKE IN CL B                     | 8,926                  | 10,769                        |
| NORDSTROM INC                    | 8,698                  | 11,432                        |
| NORTHERN TRUST CORP              | 9,334                  | 10,717                        |
| NOVARTIS AG                      | 8,909                  | 10,471                        |
| OCCIDENTAL PETROEUM CORP         | 10,382                 | 9,028                         |
| PAYCHEX INC                      | 10,372                 | 11,080                        |
| PEPSICO INC                      | 8,974                  | 10,212                        |
| PIEDMONT NATURAL GAS COMPANY INC | 8,998                  | 10,838                        |
| PRAXAIR INC                      | 10,404                 | 10,753                        |
| PRICE T ROWE GRP INC             | 10,362                 | 11,162                        |
| PROCOR& GAMBLE COMPANY           | 10,372                 | 11,204                        |
| SIGMA ALDRICH CORP               | 10,248                 | 15,786                        |
| SOUTHERN COMPANY                 | 9,257                  | 11,001                        |

| Name of Stock                            | End of Year Book Value | End of Year Fair Market Value |
|--|------------------------|-------------------------------|
| STRYKER CORP                             | 8,924                  | 11,320                        |
| TJX COMPANIES INC NEW                    | 9,140                  | 11,316                        |
| 3M COMPANY                               | 8,711                  | 11,174                        |
| UNITED TECHNOLOGIES CORP                 | 10,331                 | 10,695                        |
| ACE LTD                                  | 9,668                  | 10,914                        |
| ALLIANZGI FIXED INCOME SHARES SER C      | 281,461                | 261,747                       |
| ALLIANZGI FIXED INCOME SHARES SER M      | 277,148                | 266,509                       |
| FIRST TRUST LARGE CAP CORE ALPHADDEX ETF | 60,248                 | 66,483                        |
| FIRST TRUST TECHNOLOGY ALPHADEC ETF      | 13,052                 | 19,774                        |

# **TY 2014 Investments Government Obligations Schedule**

**Name:** EA Morris Charitable Foundation

**EIN:** 58-1413060

**US Government Securities - End of  
Year Book Value:**

462,277

**US Government Securities - End of  
Year Fair Market Value:**

454,734

**State & Local Government  
Securities - End of Year Book  
Value:**

0

**State & Local Government  
Securities - End of Year Fair  
Market Value:**

0



**TY 2014 Investments - Other Schedule****Name:** EA Morris Charitable Foundation**EIN:** 58-1413060

| <b>Category / Item</b>                            | <b>Listed at Cost or FMV</b> | <b>Book Value</b> | <b>End of Year Fair Market Value</b> |
|---|------------------------------|-------------------|--------------------------------------|
| ISHARES CORE S&P TOTAL US STOCK MARKET ETF        | AT COST                      | 58,404            | 74,830                               |
| ISHARES CORE S&P 500 ETF                          | AT COST                      | 69,705            | 89,161                               |
| ISHARES MSCI EMERGING MARKETS ETF                 | AT COST                      | 27,635            | 25,971                               |
| ISHARES MSCI EAFE ETF                             | AT COST                      | 19,758            | 20,199                               |
| ISHARES RUSSELL 2000 ETF                          | AT COST                      | 24,780            | 27,034                               |
| ISHARES US REAL ESTATE ETF                        | AT COST                      | 26,236            | 31,274                               |
| ISHARES CORE HIGH DIVIDEND ETF                    | AT COST                      | 50,602            | 58,247                               |
| ISHARES MSCI USA MIN VOLATILITY ETF               | AT COST                      | 10,742            | 12,468                               |
| POWERSHARES QQQETF                                | AT COST                      | 9,305             | 13,319                               |
| RYDEX GUGGENHEIM S&P 500 EQUAL WEIGHTED INDEX ETF | AT COST                      | 17,252            | 18,011                               |
| RYDEX GUGGENHEIM S&P 500 PURE VALUE ETF           | AT COST                      | 41,997            | 44,518                               |
| SSGA ACTIVE BLACKSTONE GSO SR LN ETF              | AT COST                      | 20,455            | 20,036                               |
| ISHARES BOXX \$ HIGH YIELD CORP BOND ETF          | AT COST                      | 30,872            | 29,658                               |

**TY 2014 Land, Etc. Schedule****Name:** EA Morris Charitable Foundation**EIN:** 58-1413060

| Category / Item | Cost / Other Basis | Accumulated Depreciation | Book Value | End of Year Fair Market Value |
|-----------------|--------------------|--------------------------|------------|-------------------------------|
| COMPUTER        | 896                | 552                      | 344        |                               |
| TELEPHONE       | 62                 | 25                       | 37         |                               |

**TY 2014 Other Expenses Schedule****Name:** EA Morris Charitable Foundation**EIN:** 58-1413060

| Description                | Revenue and Expenses<br>per Books | Net Investment<br>Income | Adjusted Net Income | Disbursements for<br>Charitable Purposes |
|----------------------------|-----------------------------------|--------------------------|---------------------|--|
| DUES                       | 725                               | 0                        |                     | 0  |
| TELEPHONE & INTERNET       | 699                               | 0                        |                     | 0  |
| OFFICE SUPPLIES            | 287                               | 0                        |                     | 0  |
| PAYROLL PROCESSING         | 1,145                             | 0                        |                     | 0  |
| INVESTMENT MANAGEMENT FEES | 85,484                            | 85,484                   |                     | 0  |
| LEGAL FEES                 | 3,136                             | 0                        |                     | 0  |
| BANK CHARGES               | 95                                | 0                        |                     | 0  |

**TY 2014 Taxes Schedule****Name:** EA Morris Charitable Foundation**EIN:** 58-1413060

| Category              | Amount | Net Investment<br>Income | Adjusted Net<br>Income | Disbursements for<br>Charitable<br>Purposes |
|-----------------------|--------|--------------------------|------------------------|---|
| FOREIGN TAX W/H       | 3,197  | 3,197                    |                        | 0   |
| PERSONAL PROPERTY TAX | 7      | 0                        |                        | 0   |

**TY 2014 IRSESPayment****Name:** EA Morris Charitable Foundation**EIN:** 58-1413060**Routing Transit Number:** 053101121**Bank Account Number:** 0005201526304**Type of Account:** Checking**Payment Amount in Dollars and** 520**Cents:****Requested Payment Date:** 2015-09-15**Taxpayer's Daytime Phone** (919) 403-9498**Number:**

**TY 2014 IRSESPayment****Name:** EA Morris Charitable Foundation**EIN:** 58-1413060**Routing Transit Number:** 053101121**Bank Account Number:** 0005201526304**Type of Account:** Checking**Payment Amount in Dollars and** 2,660**Cents:****Requested Payment Date:** 2015-12-15**Taxpayer's Daytime Phone** (919) 403-9498  
**Number:**