



See a Social Security Number? Say Something!  
Report Privacy Problems to <https://public.resource.org/privacy>  
Or call the IRS Identity Theft Hotline at 1-800-908-4490



Form **990-PF**

Department of the Treasury  
Internal Revenue Service

Return of Private Foundation

or Section 4947(a)(1) Trust Treated as Private Foundation

▶ Do not enter social security numbers on this form as it may be made public.

▶ Information about Form 990-PF and its instructions is at [www.irs.gov/form990pf](http://www.irs.gov/form990pf).

OMB No 1545-0052

2014

Open to Public Inspection

For calendar year 2014, or tax year beginning 01-01-2014, and ending 12-31-2014

Name of foundation HARVEST CHARITIES		<b>A Employer identification number</b>  57-6020261	
Number and street (or P O box number if mail is not delivered to street address) 1525 W WT HARRIS BLVD D1114-044		<b>B Telephone number</b> (see instructions)  (800) 352-3705	
City or town, state or province, country, and ZIP or foreign postal code CHARLOTTE, NC 28262		<b>C</b> If exemption application is pending, check here <input type="checkbox"/>	
<b>G</b> Check all that apply <input type="checkbox"/> Initial return <input type="checkbox"/> Initial return of a former public charity <input type="checkbox"/> Final return <input type="checkbox"/> Amended return <input type="checkbox"/> Address change <input type="checkbox"/> Name change		<b>D 1.</b> Foreign organizations, check here <input type="checkbox"/> <b>2.</b> Foreign organizations meeting the 85% test, check here and attach computation <input type="checkbox"/>	
<b>H</b> Check type of organization <input checked="" type="checkbox"/> Section 501(c)(3) exempt private foundation <input type="checkbox"/> Section 4947(a)(1) nonexempt charitable trust <input type="checkbox"/> Other taxable private foundation		<b>E</b> If private foundation status was terminated under section 507(b)(1)(A), check here <input type="checkbox"/>	
<b>I</b> Fair market value of all assets at end of year (from Part II, col. (c), line 16) ▶ \$ 11,388,691		<b>F</b> If the foundation is in a 60-month termination under section 507(b)(1)(B), check here <input type="checkbox"/>	
<b>J</b> Accounting method <input type="checkbox"/> Cash <input type="checkbox"/> Accrual <input type="checkbox"/> Other (specify) _____ (Part I, column (d) must be on cash basis.)			

Part I Analysis of Revenue and Expenses (The total of amounts in columns (b), (c), and (d) may not necessarily equal the amounts in column (a) (see instructions) )		(a) Revenue and expenses per books	(b) Net investment income	(c) Adjusted net income	(d) Disbursements for charitable purposes (cash basis only)
Revenue	1 Contributions, gifts, grants, etc , received (attach schedule) . . . . .				
	2 Check <input checked="" type="checkbox"/> if the foundation is <b>not</b> required to attach Sch B . . . . .				
	3 Interest on savings and temporary cash investments				
	4 Dividends and interest from securities. . . . .	206,769	202,758		
	5a Gross rents . . . . .				
	b Net rental income or (loss) _____				
	6a Net gain or (loss) from sale of assets not on line 10	463,774			
	b Gross sales price for all assets on line 6a 2,150,363				
	7 Capital gain net income (from Part IV, line 2) . . .		463,774		
	8 Net short-term capital gain . . . . .			0	
	9 Income modifications . . . . .				
	10a Gross sales less returns and allowances				
	b Less Cost of goods sold . . . . .				
	c Gross profit or (loss) (attach schedule) . . . . .				
	11 Other income (attach schedule) . . . . .	11,269	11,269		
	12 <b>Total.</b> Add lines 1 through 11 . . . . .	681,812	677,801		
Operating and Administrative Expenses	13 Compensation of officers, directors, trustees, etc	43,682	27,511		16,171
	14 Other employee salaries and wages . . . . .		0	0	0
	15 Pension plans, employee benefits . . . . .		0	0	
	16a Legal fees (attach schedule) . . . . .				0
	b Accounting fees (attach schedule) . . . . .				
	c Other professional fees (attach schedule) . . . . .	28,622	28,622		0
	17 Interest . . . . .				0
	18 Taxes (attach schedule) (see instructions) . . . . .	20,488	4,762		0
	19 Depreciation (attach schedule) and depletion . . .	0	0		
	20 Occupancy . . . . .				
	21 Travel, conferences, and meetings . . . . .		0	0	
	22 Printing and publications . . . . .		0	0	
	23 Other expenses (attach schedule) . . . . .	714	714		
	24 <b>Total operating and administrative expenses.</b> Add lines 13 through 23 . . . . .	93,506	61,609	0	16,171
	25 Contributions, gifts, grants paid . . . . .	480,500			480,500
	26 <b>Total expenses and disbursements.</b> Add lines 24 and 25	574,006	61,609	0	496,671
	27 Subtract line 26 from line 12				
	a <b>Excess of revenue over expenses and disbursements</b>	107,806			
	b <b>Net investment income</b> (if negative, enter -0-)		616,192		
	c <b>Adjusted net income</b> (if negative, enter -0-)			0	

Part II Balance Sheets		Attached schedules and amounts in the description column should be for end-of-year amounts only (See instructions )	Beginning of year	End of year	
			(a) Book Value	(b) Book Value	(c) Fair Market Value
Assets	1	Cash—non-interest-bearing . . . . .	1,878	996	996
	2	Savings and temporary cash investments . . . . .	354,882	416,505	416,505
	3	Accounts receivable ▶ _____ Less allowance for doubtful accounts ▶ _____		0	0
	4	Pledges receivable ▶ _____ Less allowance for doubtful accounts ▶ _____			
	5	Grants receivable . . . . .			
	6	Receivables due from officers, directors, trustees, and other disqualified persons (attach schedule) (see instructions) . . . . .			
	7	Other notes and loans receivable (attach schedule) ▶ _____ Less allowance for doubtful accounts ▶ _____ 0			
	8	Inventories for sale or use . . . . .			
	9	Prepaid expenses and deferred charges . . . . .			
	10a	Investments—U S and state government obligations (attach schedule)			
	b	Investments—corporate stock (attach schedule) . . . . .	5,700,679	6,079,285	9,460,304
	c	Investments—corporate bonds (attach schedule). . . . .	1,791,097	1,459,146	1,510,591
	11	Investments—land, buildings, and equipment basis ▶ _____ Less accumulated depreciation (attach schedule) ▶ _____			
	12	Investments—mortgage loans . . . . .			
	13	Investments—other (attach schedule) . . . . .			295
	14	Land, buildings, and equipment basis ▶ _____ Less accumulated depreciation (attach schedule) ▶ _____			
15	Other assets (describe ▶ _____)				
16	Total assets (to be completed by all filers—see the instructions Also, see page 1, item I)	7,848,536	7,955,932	11,388,691	
Liabilities	17	Accounts payable and accrued expenses . . . . .			
	18	Grants payable . . . . .			
	19	Deferred revenue . . . . .			
	20	Loans from officers, directors, trustees, and other disqualified persons			
	21	Mortgages and other notes payable (attach schedule) . . . . .			
	22	Other liabilities (describe ▶ _____)			
	23	Total liabilities (add lines 17 through 22) . . . . .		0	
	Net Assets or Fund Balances	Foundations that follow SFAS 117, check here ▶ <input type="checkbox"/> and complete lines 24 through 26 and lines 30 and 31.			
24		Unrestricted . . . . .			
25		Temporarily restricted . . . . .			
26		Permanently restricted . . . . .			
Foundations that do not follow SFAS 117, check here ▶ <input checked="" type="checkbox"/> and complete lines 27 through 31.					
27		Capital stock, trust principal, or current funds . . . . .	7,848,536	7,955,932	
28		Paid-in or capital surplus, or land, bldg , and equipment fund			
29		Retained earnings, accumulated income, endowment, or other funds			
30		Total net assets or fund balances (see instructions) . . . . .	7,848,536	7,955,932	
31		Total liabilities and net assets/fund balances (see instructions) . . .	7,848,536	7,955,932	

Part III Analysis of Changes in Net Assets or Fund Balances		
1	Total net assets or fund balances at beginning of year—Part II, column (a), line 30 (must agree with end-of-year figure reported on prior year’s return) . . . . .	1 7,848,536
2	Enter amount from Part I, line 27a . . . . .	2 107,806
3	Other increases not included in line 2 (itemize) ▶ _____	3 9,809
4	Add lines 1, 2, and 3 . . . . .	4 7,966,151
5	Decreases not included in line 2 (itemize) ▶ _____	5 10,219
6	Total net assets or fund balances at end of year (line 4 minus line 5)—Part II, column (b), line 30 . . . . .	6 7,955,932

Part IV

Capital Gains and Losses for Tax on Investment Income

(a) List and describe the kind(s) of property sold (e g , real estate, 2-story brick warehouse, or common stock, 200 shs MLC Co )		(b) How acquired P—Purchase D—Donation	(c) Date acquired (mo , day, yr )	(d) Date sold (mo , day, yr )
1a	See Additional Data Table			
b				
c				
d				
e				

(e) Gross sales price	(f) Depreciation allowed (or allowable)	(g) Cost or other basis plus expense of sale	(h) Gain or (loss) (e) plus (f) minus (g)
a	See Additional Data Table		
b			
c			
d			
e			

Complete only for assets showing gain in column (h) and owned by the foundation on 12/31/69			(I) Gains (Col (h) gain minus col (k), but not less than -0-) or Losses (from col (h))
(i) F M V as of 12/31/69	(j) Adjusted basis as of 12/31/69	(k) Excess of col (i) over col (j), if any	
a	See Additional Data Table		
b			
c			
d			
e			

2	Capital gain net income or (net capital loss)	{ If gain, also enter in Part I, line 7 If (loss), enter -0- in Part I, line 7 }	2	463,774
3	Net short-term capital gain or (loss) as defined in sections 1222(5) and (6)  If gain, also enter in Part I, line 8, column (c) (see instructions) If (loss), enter -0- in Part I, line 8 . . . . . }		3	

Part V

Qualification Under Section 4940(e) for Reduced Tax on Net Investment Income

(For optional use by domestic private foundations subject to the section 4940(a) tax on net investment income )

If section 4940(d)(2) applies, leave this part blank

Was the foundation liable for the section 4942 tax on the distributable amount of any year in the base period? ☐ Yes ☒ No

If "Yes," the foundation does not qualify under section 4940(e) Do not complete this part

1 Enter the appropriate amount in each column for each year, see instructions before making any entries

(a) Base period years Calendar year (or tax year beginning in)	(b) Adjusted qualifying distributions	(c) Net value of noncharitable-use assets	(d) Distribution ratio (col (b) divided by col (c))
2013	539,133	10,769,606	0 050061
2012	454,341	9,733,459	0 046678
2011	509,654	9,959,052	0 051175
2010	394,042	9,320,378	0 042277
2009	477,474	8,017,928	0 059551

2	Total of line 1, column (d). . . . .	2	0 249742
3	Average distribution ratio for the 5-year base period—divide the total on line 2 by 5, or by the number of years the foundation has been in existence if less than 5 years . . . . .	3	0 049948
4	Enter the net value of noncharitable-use assets for 2014 from Part X, line 5. . . . .	4	11,379,995
5	Multiply line 4 by line 3. . . . .	5	568,408
6	Enter 1% of net investment income (1% of Part I, line 27b). . . . .	6	6,162
7	Add lines 5 and 6. . . . .	7	574,570
8	Enter qualifying distributions from Part XII, line 4. . . . .	8	496,671

If line 8 is equal to or greater than line 7, check the box in Part VI, line 1b, and complete that part using a 1% tax rate See  
the Part VI instructions

Part VI

Excise Tax Based on Investment Income (Section 4940(a), 4940(b), 4940(e), or 4948—see page 18 of the instructions)

1a	Exempt operating foundations described in section 4940(d)(2), check here <input type="checkbox"/> and enter "N/A" on line 1		
	Date of ruling or determination letter _____ (attach copy of letter if necessary—see instructions)		
b	Domestic foundations that meet the section 4940(e) requirements in Part V, check here <input type="checkbox"/> and enter 1% of Part I, line 27b . . . . .	1	12,324
c	All other domestic foundations enter 2% of line 27b. Exempt foreign organizations enter 4% of Part I, line 12, col. (b)		
2	Tax under section 511 (domestic section 4947(a)(1) trusts and taxable foundations only. Others enter -0-)	2	0
3	Add lines 1 and 2. . . . .	3	12,324
4	Subtitle A (income) tax (domestic section 4947(a)(1) trusts and taxable foundations only. Others enter -0-)	4	0
5	<b>Tax based on investment income.</b> Subtract line 4 from line 3. If zero or less, enter -0- . . . . .	5	12,324
6	Credits/Payments		
a	2014 estimated tax payments and 2013 overpayment credited to 2014	6a	11,060
b	Exempt foreign organizations—tax withheld at source . . . . .	6b	
c	Tax paid with application for extension of time to file (Form 8868) . . . . .	6c	0
d	Backup withholding erroneously withheld . . . . .	6d	
7	Total credits and payments. Add lines 6a through 6d. . . . .	7	11,060
8	Enter any <b>penalty</b> for underpayment of estimated tax. Check here <input type="checkbox"/> if Form 2220 is attached	8	0
9	<b>Tax due.</b> If the total of lines 5 and 8 is more than line 7, enter <b>amount owed</b> . . . . .	9	1,264
10	<b>Overpayment.</b> If line 7 is more than the total of lines 5 and 8, enter the <b>amount overpaid</b> . . . . .	10	
11	Enter the amount of line 10 to be <b>Credited to 2015 estimated tax</b> <input type="checkbox"/> 0 <b>Refunded</b> <input type="checkbox"/>	11	0

Part VII-A

Statements Regarding Activities

1a	During the tax year, did the foundation attempt to influence any national, state, or local legislation or did it participate or intervene in any political campaign? . . . . .	1a	Yes	No
b	Did it spend more than \$100 during the year (either directly or indirectly) for political purposes (see Instructions for definition)? . . . . . <i>If the answer is "Yes" to 1a or 1b, attach a detailed description of the activities and copies of any materials published or distributed by the foundation in connection with the activities.</i>	1b		No
c	Did the foundation file <b>Form 1120-POL</b> for this year? . . . . .	1c		No
d	Enter the amount (if any) of tax on political expenditures (section 4955) imposed during the year: <b>(1)</b> On the foundation <input type="checkbox"/> \$ _____ <b>(2)</b> On foundation managers <input type="checkbox"/> \$ _____			
e	Enter the reimbursement (if any) paid by the foundation during the year for political expenditure tax imposed on foundation managers <input type="checkbox"/> \$ _____			
2	Has the foundation engaged in any activities that have not previously been reported to the IRS? . . . . . <i>If "Yes," attach a detailed description of the activities.</i>	2		No
3	Has the foundation made any changes, not previously reported to the IRS, in its governing instrument, articles of incorporation, or bylaws, or other similar instruments? <i>If "Yes," attach a conformed copy of the changes</i> . . . . .	3		No
4a	Did the foundation have unrelated business gross income of \$1,000 or more during the year? . . . . .	4a		No
b	If "Yes," has it filed a tax return on <b>Form 990-T</b> for this year? . . . . .	4b		
5	Was there a liquidation, termination, dissolution, or substantial contraction during the year? . . . . . <i>If "Yes," attach the statement required by General Instruction T.</i>	5		No
6	Are the requirements of section 508(e) (relating to sections 4941 through 4945) satisfied either: • By language in the governing instrument, or • By state legislation that effectively amends the governing instrument so that no mandatory directions that conflict with the state law remain in the governing instrument? . . . . .	6	Yes	
7	Did the foundation have at least \$5,000 in assets at any time during the year? <i>If "Yes," complete Part II, col. (c), and Part XV.</i> . . . . .	7	Yes	
8a	Enter the states to which the foundation reports or with which it is registered (see instructions) <input type="checkbox"/> SC _____			
b	If the answer is "Yes" to line 7, has the foundation furnished a copy of Form 990-PF to the Attorney General (or designate) of each state as required by General Instruction G? <i>If "No," attach explanation.</i>	8b	Yes	
9	Is the foundation claiming status as a private operating foundation within the meaning of section 4942(j)(3) or 4942(j)(5) for calendar year 2014 or the taxable year beginning in 2014 (see instructions for Part XIV)? <i>If "Yes," complete Part XIV</i> . . . . .	9		No
10	Did any persons become substantial contributors during the tax year? <i>If "Yes," attach a schedule listing their names and addresses.</i> . . . . .	10		No

Part VII-A

Statements Regarding Activities *(continued)*

11	At any time during the year, did the foundation, directly or indirectly, own a controlled entity within the meaning of section 512(b)(13)? If "Yes," attach schedule (see instructions).	11		No
12	Did the foundation make a distribution to a donor advised fund over which the foundation or a disqualified person had advisory privileges? If "Yes," attach statement (see instructions)	12		No
13	Did the foundation comply with the public inspection requirements for its annual returns and exemption application?	13	Yes	
Website address				
14	The books are in care of WELLS FARGO BANK Telephone no (800) 352-3705 Located at 1 W 4TH ST 2ND FLOOR WINSTONSALEM NC ZIP+4 271013818			
15	Section 4947(a)(1) nonexempt charitable trusts filing Form 990-PF in lieu of Form 1041 —Check here and enter the amount of tax-exempt interest received or accrued during the year.	15		
16	At any time during calendar year 2014, did the foundation have an interest in or a signature or other authority over a bank, securities, or other financial account in a foreign country? See instructions for exceptions and filing requirements for FinCEN Form 114, Report of Foreign Bank and Financial Accounts (FBAR) If "Yes", enter the name of the foreign country	16	Yes	No

Part VII-B

Statements Regarding Activities for Which Form 4720 May Be Required

File Form 4720 if any item is checked in the "Yes" column, unless an exception applies.			Yes	No
1a	During the year did the foundation (either directly or indirectly) (1) Engage in the sale or exchange, or leasing of property with a disqualified person? <input type="checkbox"/> Yes <input checked="" type="checkbox"/> No (2) Borrow money from, lend money to, or otherwise extend credit to (or accept it from) a disqualified person? <input type="checkbox"/> Yes <input checked="" type="checkbox"/> No (3) Furnish goods, services, or facilities to (or accept them from) a disqualified person? <input checked="" type="checkbox"/> Yes <input type="checkbox"/> No (4) Pay compensation to, or pay or reimburse the expenses of, a disqualified person? <input checked="" type="checkbox"/> Yes <input type="checkbox"/> No (5) Transfer any income or assets to a disqualified person (or make any of either available for the benefit or use of a disqualified person)? <input type="checkbox"/> Yes <input checked="" type="checkbox"/> No (6) Agree to pay money or property to a government official? (Exception. Check "No" if the foundation agreed to make a grant to or to employ the official for a period after termination of government service, if terminating within 90 days ). <input type="checkbox"/> Yes <input checked="" type="checkbox"/> No			
b	If any answer is "Yes" to 1a(1)–(6), did any of the acts fail to qualify under the exceptions described in Regulations section 53.4941(d)-3 or in a current notice regarding disaster assistance (see instructions)? Organizations relying on a current notice regarding disaster assistance check here.	1b		No
c	Did the foundation engage in a prior year in any of the acts described in 1a, other than excepted acts, that were not corrected before the first day of the tax year beginning in 2014?	1c		No
2	Taxes on failure to distribute income (section 4942) (does not apply for years the foundation was a private operating foundation defined in section 4942(j)(3) or 4942(j)(5))			
a	At the end of tax year 2014, did the foundation have any undistributed income (lines 6d and 6e, Part XIII) for tax year(s) beginning before 2014? If "Yes," list the years 20 , 20 , 20 , 20 <input type="checkbox"/> Yes <input checked="" type="checkbox"/> No			
b	Are there any years listed in 2a for which the foundation is not applying the provisions of section 4942(a)(2) (relating to incorrect valuation of assets) to the year's undistributed income? (If applying section 4942(a)(2) to all years listed, answer "No" and attach statement—see instructions ).	2b		No
c	If the provisions of section 4942(a)(2) are being applied to any of the years listed in 2a, list the years here 20 , 20 , 20 , 20			
3a	Did the foundation hold more than a 2% direct or indirect interest in any business enterprise at any time during the year? <input type="checkbox"/> Yes <input checked="" type="checkbox"/> No			
b	If "Yes," did it have excess business holdings in 2014 as a result of (1) any purchase by the foundation or disqualified persons after May 26, 1969, (2) the lapse of the 5-year period (or longer period approved by the Commissioner under section 4943(c)(7)) to dispose of holdings acquired by gift or bequest, or (3) the lapse of the 10-, 15-, or 20-year first phase holding period? (Use Schedule C, Form 4720, to determine if the foundation had excess business holdings in 2014.).	3b		
4a	Did the foundation invest during the year any amount in a manner that would jeopardize its charitable purposes?	4a		No
b	Did the foundation make any investment in a prior year (but after December 31, 1969) that could jeopardize its charitable purpose that had not been removed from jeopardy before the first day of the tax year beginning in 2014?	4b		No

Part VII-B

Statements Regarding Activities for Which Form 4720 May Be Required (continued)

5a

During the year did the foundation pay or incur any amount to

(1)

Carry on propaganda, or otherwise attempt to influence legislation (section 4945(e))?

YesNo

(2)

Influence the outcome of any specific public election (see section 4955), or to carry on, directly or indirectly, any voter registration drive?

YesNo

(3)

Provide a grant to an individual for travel, study, or other similar purposes?

YesNo

(4)

Provide a grant to an organization other than a charitable, etc , organization described in section 4945(d)(4)(A)? (see instructions).

YesNo

(5)

Provide for any purpose other than religious, charitable, scientific, literary, or educational purposes, or for the prevention of cruelty to children or animals?

YesNo

b

If any answer is "Yes" to 5a(1)–(5), did **any** of the transactions fail to qualify under the exceptions described in Regulations section 53.4945 or in a current notice regarding disaster assistance (see instructions)?

5b

Organizations relying on a current notice regarding disaster assistance check here.

c

If the answer is "Yes" to question 5a(4), does the foundation claim exemption from the tax because it maintained expenditure responsibility for the grant?

YesNo

If "Yes," attach the statement required by Regulations section 53.4945–5(d).

6a

Did the foundation, during the year, receive any funds, directly or indirectly, to pay premiums on a personal benefit contract?

YesNo

b

Did the foundation, during the year, pay premiums, directly or indirectly, on a personal benefit contract?

6b

No

If "Yes" to 6b, file Form 8870.

7a

At any time during the tax year, was the foundation a party to a prohibited tax shelter transaction?

YesNo

b

If yes, did the foundation receive any proceeds or have any net income attributable to the transaction?

7b

Part VIII

Information About Officers, Directors, Trustees, Foundation Managers, Highly Paid Employees, and Contractors

1

List all officers, directors, trustees, foundation managers and their compensation (see instructions).

(a) Name and address	(b) Title, and average hours per week devoted to position	(c) Compensation (If not paid, enter -0-)	(d) Contributions to employee benefit plans and deferred compensation	(e) Expense account, other allowances
See Additional Data Table				

2

Compensation of five highest-paid employees (other than those included on line 1—see instructions). If none, enter "NONE."

(a) Name and address of each employee paid more than \$50,000	(b) Title, and average hours per week devoted to position	(c) Compensation	(d) Contributions to employee benefit plans and deferred compensation	(e) Expense account, other allowances
NONE				

Total number of other employees paid over \$50,000.

0

Form 990-PF (2014)

## Part VIII

**3 Five highest-paid independent contractors for professional services (see instructions). If none, enter "NONE".**

**(a) Name and address of each person paid more than \$50,000**

<b>Total</b> number of others receiving over \$50,000 for professional services. . . . .	0
--	---

## Part IX-A

List the foundation's four largest direct charitable activities during the tax year. Include relevant statistical information such as the number of organizations and other beneficiaries served, conferences convened, research papers produced, etc.

## Part IX-B

Describe the two largest program-related investments made by the foundation during the tax year on lines 1 and 2



Part X

Minimum Investment Return (All domestic foundations must complete this part. Foreign foundations, see instructions.)

1	Fair market value of assets not used (or held for use) directly in carrying out charitable, etc , purposes		
a	Average monthly fair market value of securities. . . . .	1a	11,147,109
b	Average of monthly cash balances. . . . .	1b	406,185
c	Fair market value of all other assets (see instructions). . . . .	1c	0
d	Total (add lines 1a, b, and c). . . . .	1d	11,553,294
e	Reduction claimed for blockage or other factors reported on lines 1a and 1c (attach detailed explanation). . . . .	1e	0
2	Acquisition indebtedness applicable to line 1 assets. . . . .	2	0
3	Subtract line 2 from line 1d. . . . .	3	11,553,294
4	Cash deemed held for charitable activities Enter 1 1/2% of line 3 (for greater amount, see instructions). . . . .	4	173,299
5	Net value of noncharitable-use assets. Subtract line 4 from line 3 Enter here and on Part V, line 4	5	11,379,995
6	Minimum investment return. Enter 5% of line 5. . . . .	6	569,000

Part XI

Distributable Amount (see instructions) (Section 4942(j)(3) and (j)(5) private operating foundations and certain foreign organizations check here ☐ and do not complete this part.)

1	Minimum investment return from Part X, line 6. . . . .	1	569,000
2a	Tax on investment income for 2014 from Part VI, line 5. . . . .	2a	12,324
b	Income tax for 2014 (This does not include the tax from Part VI ). . . . .	2b	
c	Add lines 2a and 2b. . . . .	2c	12,324
3	Distributable amount before adjustments Subtract line 2c from line 1. . . . .	3	556,676
4	Recoveries of amounts treated as qualifying distributions. . . . .	4	0
5	Add lines 3 and 4. . . . .	5	556,676
6	Deduction from distributable amount (see instructions). . . . .	6	0
7	Distributable amount as adjusted Subtract line 6 from line 5 Enter here and on Part XIII, line 1. . . . .	7	556,676

Part XII

Qualifying Distributions (see instructions)

1	Amounts paid (including administrative expenses) to accomplish charitable, etc , purposes		
a	Expenses, contributions, gifts, etc —total from Part I, column (d), line 26. . . . .	1a	496,671
b	Program-related investments—total from Part IX-B. . . . .	1b	0
2	Amounts paid to acquire assets used (or held for use) directly in carrying out charitable, etc , purposes. . . . .	2	0
3	Amounts set aside for specific charitable projects that satisfy the		
a	Suitability test (prior IRS approval required). . . . .	3a	0
b	Cash distribution test (attach the required schedule). . . . .	3b	0
4	Qualifying distributions. Add lines 1a through 3b Enter here and on Part V, line 8, and Part XIII, line 4	4	496,671
5	Foundations that qualify under section 4940(e) for the reduced rate of tax on net investment income Enter 1% of Part I, line 27b (see instructions). . . . .	5	0
6	Adjusted qualifying distributions. Subtract line 5 from line 4. . . . .	6	496,671

Note: The amount on line 6 will be used in Part V, column (b), in subsequent years when calculating whether the foundation qualifies for the section 4940(e) reduction of tax in those years

Part XIII

Undistributed Income (see instructions)

	(a) Corpus	(b) Years prior to 2013	(c) 2013	(d) 2014
1 Distributable amount for 2014 from Part XI, line 7				556,676
2 Undistributed income, if any, as of the end of 2014				
a Enter amount for 2013 only. . . . .			438,683	
b Total for prior years 2012 , 20__ , 20__		0		
3 Excess distributions carryover, if any, to 2014				
a From 2009. . . . .	0			
b From 2010. . . . .	0			
c From 2011. . . . .	0			
d From 2012. . . . .	0			
e From 2013. . . . .	0			
f Total of lines 3a through e. . . . .	0			
4 Qualifying distributions for 2014 from Part XII, line 4 ▶ \$ 496,671				
a Applied to 2013, but not more than line 2a			438,683	
b Applied to undistributed income of prior years (Election required—see instructions). . . . .		0		
c Treated as distributions out of corpus (Election required—see instructions). . . . .	0			
d Applied to 2014 distributable amount. . . . .				57,988
e Remaining amount distributed out of corpus	0			
5 Excess distributions carryover applied to 2014 (If an amount appears in column (d), the same amount must be shown in column (a).)	0			0
6 Enter the net total of each column as indicated below:				
a Corpus Add lines 3f, 4c, and 4e Subtract line 5	0			
b Prior years' undistributed income Subtract line 4b from line 2b. . . . .		0		
c Enter the amount of prior years' undistributed income for which a notice of deficiency has been issued, or on which the section 4942(a) tax has been previously assessed. . . . .		0		
d Subtract line 6c from line 6b Taxable amount—see instructions . . . . .		0		
e Undistributed income for 2013 Subtract line 4a from line 2a Taxable amount—see instructions . . . . .			0	
f Undistributed income for 2014 Subtract lines 4d and 5 from line 1 This amount must be distributed in 2015 . . . . .				498,688
7 Amounts treated as distributions out of corpus to satisfy requirements imposed by section 170(b)(1)(F) or 4942(g)(3) (Election may be required - see instructions). . . . .	0			
8 Excess distributions carryover from 2009 not applied on line 5 or line 7 (see instructions). . .	0			
9 Excess distributions carryover to 2015. Subtract lines 7 and 8 from line 6a . . . . .	0			
10 Analysis of line 9				
a Excess from 2010. . . .	0			
b Excess from 2011. . . .	0			
c Excess from 2012. . . .	0			
d Excess from 2013. . . .	0			
e Excess from 2014. . . .	0			

Part XIVPrivate Operating Foundations (see instructions and Part VII-A, question 9)

1a

If the foundation has received a ruling or determination letter that it is a private operating foundation, and the ruling is effective for 2014, enter the date of the ruling.

b

Check box to indicate whether the organization is a private operating foundation described in section 4942(j)(3) or 4942(j)(5)

☐ 4942(j)(3) or ☐ 4942(j)(5)

2a	Enter the lesser of the adjusted net income from Part I or the minimum investment return from Part X for each year listed.	Tax year	Prior 3 years			(e) Total
		(a) 2014	(b) 2013	(c) 2012	(d) 2011	
b	85% of line 2a					
c	Qualifying distributions from Part XII, line 4 for each year listed.					
d	Amounts included in line 2c not used directly for active conduct of exempt activities.					
e	Qualifying distributions made directly for active conduct of exempt activities. Subtract line 2d from line 2c.					
3	Complete 3a, b, or c for the alternative test relied upon.					
a	"Assets" alternative test—enter					
	(1) Value of all assets.					
	(2) Value of assets qualifying under section 4942(j)(3)(B)(i).					
b	"Endowment" alternative test— enter 2/3 of minimum investment return shown in Part X, line 6 for each year listed.					
c	"Support" alternative test—enter					
	(1) Total support other than gross investment income (interest, dividends, rents, payments on securities loans (section 512(a)(5)), or royalties).					
	(2) Support from general public and 5 or more exempt organizations as provided in section 4942(j)(3)(B)(iii).					
	(3) Largest amount of support from an exempt organization.					
	(4) Gross investment income.					

Part XVSupplementary Information (Complete this part only if the organization had \$5,000 or more in assets at any time during the year—see instructions.)

1

Information Regarding Foundation Managers:

a

List any managers of the foundation who have contributed more than 2% of the total contributions received by the foundation before the close of any tax year (but only if they have contributed more than \$5,000) (See section 507(d)(2) )

b

List any managers of the foundation who own 10% or more of the stock of a corporation (or an equally large portion of the ownership of a partnership or other entity) of which the foundation has a 10% or greater interest

2

Information Regarding Contribution, Grant, Gift, Loan, Scholarship, etc., Programs:

Check here ☐ if the foundation only makes contributions to preselected charitable organizations and does not accept unsolicited requests for funds. If the foundation makes gifts, grants, etc. (see instructions) to individuals or organizations under other conditions, complete items 2a, b, c, and d.

a

The name, address, and telephone number or e-mail address of the person to whom applications should be addressed

Harvest Charities co Wells Fargo B  
PO Box 969 mail code D3310-026  
Greenville, SC 29602  
(864) 255-8231

b

The form in which applications should be submitted and information and materials they should include

Copy of IRS letter ruling List of organization board of directors and officers Operating budget

c

Any submission deadlines

1st of April and October Requests are generally made by letter or proposal

d

Any restrictions or limitations on awards, such as by geographical areas, charitable fields, kinds of institutions, or other factors

Although not limited to by the governing document, contributions are generally made to worthy organizations in the Greenville County, SC community

Part XV

Supplementary Information (continued)

3 Grants and Contributions Paid During the Year or Approved for Future Payment

Recipient	If recipient is an individual, show any relationship to any foundation manager or substantial contributor	Foundation status of recipient	Purpose of grant or contribution	Amount
Name and address (home or business)				
a Paid during the year See Additional Data Table				
Total . . . . .			3a	480,500
b Approved for future payment				
Total . . . . .			3b	

Enter gross amounts unless otherwise indicated

## Part XVI-B Relationship of Activities to the Accomplishment of Exempt Purposes

Form **990-PF** (2014)

<b>1</b> Did the organization directly or indirectly engage in any of the following with any other organization described in section 501(c) of the Code (other than section 501(c)(3) organizations) or in section 527, relating to political organizations?			<b>Yes</b>	<b>No</b>
<b>a</b> Transfers from the reporting foundation to a noncharitable exempt organization of				
<b>(1)</b> Cash. . . . .		<b>1a(1)</b>		<b>No</b>
<b>(2)</b> Other assets. . . . .		<b>1a(2)</b>		<b>No</b>
<b>b</b> Other transactions				
<b>(1)</b> Sales of assets to a noncharitable exempt organization. . . . .		<b>1b(1)</b>		<b>No</b>
<b>(2)</b> Purchases of assets from a noncharitable exempt organization. . . . .		<b>1b(2)</b>		<b>No</b>
<b>(3)</b> Rental of facilities, equipment, or other assets. . . . .		<b>1b(3)</b>		<b>No</b>
<b>(4)</b> Reimbursement arrangements. . . . .		<b>1b(4)</b>		<b>No</b>
<b>(5)</b> Loans or loan guarantees. . . . .		<b>1b(5)</b>		<b>No</b>
<b>(6)</b> Performance of services or membership or fundraising solicitations. . . . .		<b>1b(6)</b>		<b>No</b>
<b>c</b> Sharing of facilities, equipment, mailing lists, other assets, or paid employees. . . . .		<b>1c</b>		<b>No</b>
<b>d</b> If the answer to any of the above is "Yes," complete the following schedule. Column <b>(b)</b> should always show the fair market value of the goods, other assets, or services given by the reporting foundation. If the foundation received less than fair market value in any transaction or sharing arrangement, show in column <b>(d)</b> the value of the goods, other assets, or services received				

[illegible]

**2a** Is the foundation directly or indirectly affiliated with, or related to, one or more tax-exempt organizations described in section 501(c) of the Code (other than section 501(c)(3)) or in section 527? . . . . ☐ Yes ☒ No

b If "Yes," complete the following schedule		
(a) Name of organization	(b) Type of organization	(c) Description of relationship

Under penalties of perjury, I declare that I have examined this return, including accompanying schedules and statements, and to the best of my knowledge and belief, it is true, correct, and complete. Declaration of preparer (other than taxpayer) is based on all information of which preparer has any knowledge.

<p><b>Sign Here</b></p> <p>*****</p> <hr style="border: 0; border-top: 1px solid black; margin: 5px 0;"/> <p>Signature of officer or trustee</p>	<p>2015-05-12</p> <hr style="border: 0; border-top: 1px solid black; margin: 5px 0;"/> <p>Date</p>	<p>*****</p> <hr style="border: 0; border-top: 1px solid black; margin: 5px 0;"/> <p>Title</p>	<div style="border: 2px solid black; padding: 5px;"> <p>May the IRS discuss this return with the preparer shown below (see instr )? <input type="checkbox"/> Yes <input type="checkbox"/> No</p> </div>
--	--	--	---

<b>Paid Preparer Use Only</b>	Print/Type preparer's name	Preparer's Signature	Date	Check if self-employed <input type="checkbox"/>	PTIN
	Firm's name <input type="checkbox"/>			Firm's EIN <input type="checkbox"/>	
	Firm's address <input type="checkbox"/>			Phone no	

Form 990PF Part IV - Capital Gains and Losses for Tax on Investment Income - Columns a - d

(a) List and describe the kind(s) of property sold (e g , real estate, 2-story brick warehouse, or common stock, 200 shs MLC Co )	(b) How acquired P—Purchase D—Donation	(c) Date acquired (mo , day, yr )	(d) Date sold (mo , day, yr )
350 ABB LTD SPONSORED ADR		2008-10-17	2014-06-03
145 ADT CORP/THE		2014-02-03	2014-08-27
70 AOL INC		2014-04-10	2014-04-15
80 ATMI INC COM W/RIGHTS ATTACHED EXP 10/12/2010		2010-02-02	2014-02-04
50 AEROVIRONMENT INC		2014-02-10	2014-03-05
30 AEROVIRONMENT INC		2014-05-27	2014-07-09
5 AEROVIRONMENT INC		2013-11-18	2014-08-25
9 AEROVIRONMENT INC		2013-11-18	2014-08-26
9 AEROVIRONMENT INC		2013-11-18	2014-08-29
30 AGILENT TECHNOLOGIES INC COM		2013-08-13	2014-01-24

Form 990PF Part IV - Capital Gains and Losses for Tax on Investment Income - Columns e - h

(e) Gross sales price	(f) Depreciation allowed (or allowable)	(g) Cost or other basis plus expense of sale	(h) Gain or (loss) (e) plus (f) minus (g)
8,190		5,408	2,782
5,303		4,193	1,110
2,883		3,005	-122
2,700		1,331	1,369
1,832		1,424	408
1,033		938	95
160		138	22
288		248	40
281		248	33
1,747		1,408	339

Form 990PF Part IV - Capital Gains and Losses for Tax on Investment Income - Columns i - l

Complete only for assets showing gain in column (h) and owned by the foundation on 12/31/69			(l) Gains (Col (h) gain minus col (k), but not less than -0-) or Losses (from col (h))
(i) F M V as of 12/31/69	(j) Adjusted basis as of 12/31/69	(k) Excess of col (i) over col (j), if any	
			2,782
			1,110
			-122
			1,369
			408
			95
			22
			40
			33
			339

Form 990PF Part IV - Capital Gains and Losses for Tax on Investment Income - Columns a - d

(a) List and describe the kind(s) of property sold (e g , real estate, 2-story brick warehouse, or common stock, 200 shs MLC Co )	(b) How acquired P—Purchase D—Donation	(c) Date acquired (mo , day, yr )	(d) Date sold (mo , day, yr )
10 AGILENT TECHNOLOGIES INC COM		2013-07-23	2014-02-19
57 AGILENT TECHNOLOGIES INC COM		2013-07-23	2014-08-11
103 AGILENT TECHNOLOGIES INC COM		2013-08-06	2014-08-13
4 AIR LIQUIDE ADR FRANCE ADR		2010-02-02	2014-07-31
15 AIRGAS INC COM		2013-12-26	2014-10-10
14 AIRGAS INC COM		2014-06-10	2014-10-21
20 AIRGAS INC COM		2014-04-15	2014-10-24
10 AIRGAS INC COM		2013-06-26	2014-10-24
50 AIRGAS INC COM		2011-09-09	2014-12-02
25 AKORN INC		2012-03-28	2014-10-23

Form 990PF Part IV - Capital Gains and Losses for Tax on Investment Income - Columns e - h

(e) Gross sales price	(f) Depreciation allowed (or allowable)	(g) Cost or other basis plus expense of sale	(h) Gain or (loss) (e) plus (f) minus (g)
560		468	92
3,153		2,668	485
5,638		4,764	874
10		7	3
1,596		1,657	-61
1,586		1,527	59
2,194		2,095	99
1,097		968	129
5,699		3,058	2,641
1,059		299	760

Form 990PF Part IV - Capital Gains and Losses for Tax on Investment Income - Columns i - l

Complete only for assets showing gain in column (h) and owned by the foundation on 12/31/69			(l) Gains (Col (h) gain minus col (k), but not less than -0-) or Losses (from col (h))
(i) F M V as of 12/31/69	(j) Adjusted basis as of 12/31/69	(k) Excess of col (i) over col (j), if any	
			92
			485
			874
			3
			-61
			59
			99
			129
			2,641
			760



Form 990PF Part IV - Capital Gains and Losses for Tax on Investment Income - Columns a - d

(a) List and describe the kind(s) of property sold (e g , real estate, 2-story brick warehouse, or common stock, 200 shs MLC Co )	(b) How acquired P—Purchase D—Donation	(c) Date acquired (mo , day, yr )	(d) Date sold (mo , day, yr )
220 ALBEMARLE CORP COM		2012-06-25	2014-01-08
30 ALBEMARLE CORP COM		2013-03-20	2014-01-08
55 ALBEMARLE CORP COM		2010-02-02	2014-04-09
265 ALLEGHENY TECHNOLOGIES INC COM		2012-08-30	2014-01-22
24 ALLERGAN INC COM W/RIGHTS ATTACHED EXP 2/18/2010		2011-03-23	2014-02-24
66 ALLERGAN INC COM W/RIGHTS ATTACHED EXP 2/18/2010		2014-02-14	2014-04-24
19 ALLERGAN INC COM W/RIGHTS ATTACHED EXP 2/18/2010		2010-11-24	2014-04-25
62 ALLERGAN INC COM W/RIGHTS ATTACHED EXP 2/18/2010		2013-06-20	2014-05-02
24 ALLERGAN INC COM W/RIGHTS ATTACHED EXP 2/18/2010		2010-09-07	2014-10-09
126 ALLERGAN INC COM W/RIGHTS ATTACHED EXP 2/18/2010		2013-06-20	2014-12-23

Form 990PF Part IV - Capital Gains and Losses for Tax on Investment Income - Columns e - h

(e) Gross sales price	(f) Depreciation allowed (or allowable)	(g) Cost or other basis plus expense of sale	(h) Gain or (loss) (e) plus (f) minus (g)
14,173		12,553	1,620
1,933		1,885	48
3,629		1,996	1,633
8,623		7,085	1,538
2,994		1,644	1,350
10,892		7,762	3,130
3,188		1,228	1,960
10,479		6,059	4,420
4,518		1,473	3,045
26,377		11,776	14,601

Form 990PF Part IV - Capital Gains and Losses for Tax on Investment Income - Columns i - l

Complete only for assets showing gain in column (h) and owned by the foundation on 12/31/69			(l) Gains (Col (h) gain minus col (k), but not less than -0-) or Losses (from col (h))
(i) F M V as of 12/31/69	(j) Adjusted basis as of 12/31/69	(k) Excess of col (i) over col (j), if any	
			1,620
			48
			1,633
			1,538
			1,350
			3,130
			1,960
			4,420
			3,045
			14,601

Form 990PF Part IV - Capital Gains and Losses for Tax on Investment Income - Columns a - d

(a) List and describe the kind(s) of property sold (e g , real estate, 2-story brick warehouse, or common stock, 200 shs MLC Co )	(b) How acquired P—Purchase D—Donation	(c) Date acquired (mo , day, yr )	(d) Date sold (mo , day, yr )
39 ALLIANCE DATA SYSTEMS CORP COM		2013-07-12	2014-03-17
8 AMAZON COM INC COM		2014-02-04	2014-07-24
8 AMAZON COM INC COM		2012-02-27	2014-07-24
43 AMAZON COM INC COM		2012-02-27	2014-10-24
27 AMERICAN EXPRESS CO COM		2011-08-23	2014-01-14
17 AMERICAN EXPRESS CO COM		2013-04-23	2014-01-14
55 AMERICAN TOWER CORP		2013-07-12	2014-05-07
30 AMERICAN WATER WORKS CO INC/NE		2013-12-17	2014-03-21
40 ANALOG DEVICES INC COM W/ RTS TO PURCHASE PFD SHS		2014-03-20	2014-07-15
20 ANALOG DEVICES INC COM W/ RTS TO PURCHASE PFD SHS		2014-03-20	2014-07-25

Form 990PF Part IV - Capital Gains and Losses for Tax on Investment Income - Columns e - h

(e) Gross sales price	(f) Depreciation allowed (or allowable)	(g) Cost or other basis plus expense of sale	(h) Gain or (loss) (e) plus (f) minus (g)
11,033		7,430	3,603
2,886		2,800	86
2,886		1,431	1,455
12,336		7,689	4,647
2,351		1,219	1,132
1,480		1,144	336
4,845		4,284	561
1,355		1,250	105
2,151		2,114	37
1,009		1,057	-48

Form 990PF Part IV - Capital Gains and Losses for Tax on Investment Income - Columns i - l

Complete only for assets showing gain in column (h) and owned by the foundation on 12/31/69			(l) Gains (Col (h) gain minus col (k), but not less than -0-) or Losses (from col (h))
(i) F M V as of 12/31/69	(j) Adjusted basis as of 12/31/69	(k) Excess of col (i) over col (j), if any	
			3,603
			86
			1,455
			4,647
			1,132
			336
			561
			105
			37
			-48

Form 990PF Part IV - Capital Gains and Losses for Tax on Investment Income - Columns a - d

(a) List and describe the kind(s) of property sold (e g , real estate, 2-story brick warehouse, or common stock, 200 shs MLC Co )	(b) How acquired P—Purchase D—Donation	(c) Date acquired (mo , day, yr )	(d) Date sold (mo , day, yr )
110 ANALOG DEVICES INC COM W/ RTS TO PURCHASE PFD SHS		2014-05-09	2014-08-26
51 APPLE COMPUTER INC COM		2012-11-22	2014-07-14
53 APPLE COMPUTER INC COM		2012-12-07	2014-10-17
48 APPLE COMPUTER INC COM		2012-12-07	2014-11-25
60 AXIALL CORP		2014-07-10	2014-09-19
50 BGC PARTNERS INC		2013-07-02	2014-10-28
20 BGC PARTNERS INC		2013-07-02	2014-10-29
80 BGC PARTNERS INC		2013-07-02	2014-11-21
40 BGC PARTNERS INC		2013-04-02	2014-11-24
64 BAIDU INC ADR		2013-06-11	2014-01-13

Form 990PF Part IV - Capital Gains and Losses for Tax on Investment Income - Columns e - h

(e) Gross sales price	(f) Depreciation allowed (or allowable)	(g) Cost or other basis plus expense of sale	(h) Gain or (loss) (e) plus (f) minus (g)
5,706		5,725	-19
4,927		4,147	780
5,183		4,145	1,038
5,664		3,696	1,968
2,392		2,875	-483
398		305	93
159		122	37
697		449	248
345		222	123
11,323		6,434	4,889

Form 990PF Part IV - Capital Gains and Losses for Tax on Investment Income - Columns i - l

Complete only for assets showing gain in column (h) and owned by the foundation on 12/31/69			(l) Gains (Col (h) gain minus col (k), but not less than -0-) or Losses (from col (h))
(i) F M V as of 12/31/69	(j) Adjusted basis as of 12/31/69	(k) Excess of col (i) over col (j), if any	
			-19
			780
			1,038
			1,968
			-483
			93
			37
			248
			123
			4,889

Form 990PF Part IV - Capital Gains and Losses for Tax on Investment Income - Columns a - d

(a) List and describe the kind(s) of property sold (e g , real estate, 2-story brick warehouse, or common stock, 200 shs MLC Co )	(b) How acquired P—Purchase D—Donation	(c) Date acquired (mo , day, yr )	(d) Date sold (mo , day, yr )
1052 BANCO BILBAO VIZCAYA ARGENT- ADR		2014-10-27	2014-10-27
140 BEAM INC		2013-03-20	2014-03-21
20 BEAM INC		2013-04-17	2014-03-21
16 BED BATH & BEYOND INC COM		2013-04-15	2014-01-14
13 BED BATH & BEYOND INC COM		2013-09-04	2014-01-14
20 BED BATH & BEYOND INC COM		2013-04-15	2014-02-28
105 BED BATH & BEYOND INC COM		2012-10-23	2014-02-28
38 BED BATH & BEYOND INC COM		2013-09-04	2014-11-19
22 BED BATH & BEYOND INC COM		2014-01-15	2014-11-19
10 BELDEN INC		2013-01-23	2014-03-07

Form 990PF Part IV - Capital Gains and Losses for Tax on Investment Income - Columns e - h

(e) Gross sales price	(f) Depreciation allowed (or allowable)	(g) Cost or other basis plus expense of sale	(h) Gain or (loss) (e) plus (f) minus (g)
103		105	-2
11,642		8,335	3,307
1,663		1,237	426
1,071		1,048	23
870		940	-70
1,356		1,310	46
7,117		6,446	671
2,711		2,396	315
1,570		1,503	67
743		481	262

Form 990PF Part IV - Capital Gains and Losses for Tax on Investment Income - Columns i - l

Complete only for assets showing gain in column (h) and owned by the foundation on 12/31/69			(l) Gains (Col (h) gain minus col (k), but not less than -0-) or Losses (from col (h))
(i) F M V as of 12/31/69	(j) Adjusted basis as of 12/31/69	(k) Excess of col (i) over col (j), if any	
			-2
			3,307
			426
			23
			-70
			46
			671
			315
			67
			262

Form 990PF Part IV - Capital Gains and Losses for Tax on Investment Income - Columns a - d

(a) List and describe the kind(s) of property sold (e g , real estate, 2-story brick warehouse, or common stock, 200 shs MLC Co )	(b) How acquired P—Purchase D—Donation	(c) Date acquired (mo , day, yr )	(d) Date sold (mo , day, yr )
20 BOB EVANS FARMS INC COM		2013-01-17	2014-01-15
10 BOB EVANS FARMS INC COM		2013-01-04	2014-01-15
10 BOB EVANS FARMS INC COM		2013-01-04	2014-01-16
20 BOB EVANS FARMS INC COM		2013-01-07	2014-01-17
30 BROADRIDGE FINANCIAL SOLUTIONS		2012-11-20	2014-06-30
16 BROADRIDGE FINANCIAL SOLUTIONS		2012-11-20	2014-07-18
6667 CDK GLOBAL INC		2010-01-08	2014-10-09
51 CDK GLOBAL INC		2010-01-12	2014-10-28
30 CIGNA CORP COM		2011-01-28	2014-02-07
70 CIGNA CORP COM		2011-01-28	2014-04-17

Form 990PF Part IV - Capital Gains and Losses for Tax on Investment Income - Columns e - h

(e) Gross sales price	(f) Depreciation allowed (or allowable)	(g) Cost or other basis plus expense of sale	(h) Gain or (loss) (e) plus (f) minus (g)
961		872	89
481		430	51
485		430	55
947		860	87
1,220		686	534
651		366	285
18		11	7
1,669		779	890
2,303		1,242	1,061
5,303		2,899	2,404

Form 990PF Part IV - Capital Gains and Losses for Tax on Investment Income - Columns i - l

Complete only for assets showing gain in column (h) and owned by the foundation on 12/31/69			(l) Gains (Col (h) gain minus col (k), but not less than -0-) or Losses (from col (h))
(i) F M V as of 12/31/69	(j) Adjusted basis as of 12/31/69	(k) Excess of col (i) over col (j), if any	
			89
			51
			55
			87
			534
			285
			7
			890
			1,061
			2,404

Form 990PF Part IV - Capital Gains and Losses for Tax on Investment Income - Columns a - d

(a) List and describe the kind(s) of property sold (e g , real estate, 2-story brick warehouse, or common stock, 200 shs MLC Co )	(b) How acquired P—Purchase D—Donation	(c) Date acquired (mo , day, yr )	(d) Date sold (mo , day, yr )
737 CME GROUP INC		2013-01-25	2014-03-13
88 CVS CORP COM		2012-08-27	2014-04-01
18 CVS CORP COM		2014-08-26	2014-10-03
36 CVS CORP COM		2011-10-06	2014-10-03
20 CALAVO GROWERS INC		2012-11-20	2014-03-14
30 CALAVO GROWERS INC		2012-11-20	2014-04-03
20 CALAVO GROWERS INC		2012-11-20	2014-11-06
10 CALAVO GROWERS INC		2012-11-20	2014-11-10
10 CALAVO GROWERS INC		2012-11-20	2014-11-14
10 CALAVO GROWERS INC		2012-11-20	2014-11-17

Form 990PF Part IV - Capital Gains and Losses for Tax on Investment Income - Columns e - h

(e) Gross sales price	(f) Depreciation allowed (or allowable)	(g) Cost or other basis plus expense of sale	(h) Gain or (loss) (e) plus (f) minus (g)
55,135		34,955	20,180
6,538		3,899	2,639
1,459		1,430	29
2,918		1,207	1,711
675		478	197
1,073		717	356
970		478	492
486		239	247
461		239	222
452		239	213

Form 990PF Part IV - Capital Gains and Losses for Tax on Investment Income - Columns i - l

Complete only for assets showing gain in column (h) and owned by the foundation on 12/31/69			(l) Gains (Col (h) gain minus col (k), but not less than -0-) or Losses (from col (h))
(i) F M V as of 12/31/69	(j) Adjusted basis as of 12/31/69	(k) Excess of col (i) over col (j), if any	
			20,180
			2,639
			29
			1,711
			197
			356
			492
			247
			222
			213

Form 990PF Part IV - Capital Gains and Losses for Tax on Investment Income - Columns a - d

(a) List and describe the kind(s) of property sold (e g , real estate, 2-story brick warehouse, or common stock, 200 shs MLC Co )	(b) How acquired P—Purchase D—Donation	(c) Date acquired (mo , day, yr )	(d) Date sold (mo , day, yr )
20 CAMECO CORP COM		2012-04-04	2014-02-27
90 CAMECO CORP COM		2012-05-03	2014-03-04
30 CAMECO CORP COM		2012-08-24	2014-03-06
30 CAMECO CORP COM		2012-08-17	2014-11-24
50 00138 CAMECO CORP COM		2012-08-03	2014-11-25
9 99862 CAMECO CORP COM		2012-08-03	2014-11-25
30 CAMERON INT'L CORP COM		2013-12-17	2014-01-24
20 CAMERON INT'L CORP COM		2013-12-17	2014-01-28
20 CAMERON INT'L CORP COM		2011-04-30	2014-03-04
20 CAMERON INT'L CORP COM		2013-08-21	2014-03-06

Form 990PF Part IV - Capital Gains and Losses for Tax on Investment Income - Columns e - h

(e) Gross sales price	(f) Depreciation allowed (or allowable)	(g) Cost or other basis plus expense of sale	(h) Gain or (loss) (e) plus (f) minus (g)
481		524	-43
2,234		2,179	55
738		682	56
570		677	-107
961		1,109	-148
192		228	-36
1,753		1,832	-79
1,148		1,167	-19
1,260		1,118	142
1,256		1,107	149

Form 990PF Part IV - Capital Gains and Losses for Tax on Investment Income - Columns i - l

Complete only for assets showing gain in column (h) and owned by the foundation on 12/31/69			(l) Gains (Col (h) gain minus col (k), but not less than -0-) or Losses (from col (h))
(i) F M V as of 12/31/69	(j) Adjusted basis as of 12/31/69	(k) Excess of col (i) over col (j), if any	
			-43
			55
			56
			-107
			-148
			-36
			-79
			-19
			142
			149

Form 990PF Part IV - Capital Gains and Losses for Tax on Investment Income - Columns a - d

(a) List and describe the kind(s) of property sold (e g , real estate, 2-story brick warehouse, or common stock, 200 shs MLC Co )	(b) How acquired P—Purchase D—Donation	(c) Date acquired (mo , day, yr )	(d) Date sold (mo , day, yr )
10 CAMERON INT'L CORP COM		2011-04-30	2014-03-06
50 CAMERON INT'L CORP COM		2010-09-30	2014-04-08
40 CAMERON INT'L CORP COM		2010-09-27	2014-04-11
908 CAPITAL SOURCE INC		2012-12-28	2014-04-07
15 CARDINAL HLTH INC COM		2014-05-28	2014-09-16
27 CARDINAL HLTH INC COM		2014-05-28	2014-10-16
4 CAREFUSION CORP		2013-08-13	2014-02-03
12 CAREFUSION CORP		2013-05-10	2014-07-14
16 CAREFUSION CORP		2013-08-13	2014-07-14
51 CAREFUSION CORP		2013-05-10	2014-10-16

Form 990PF Part IV - Capital Gains and Losses for Tax on Investment Income - Columns e - h

(e) Gross sales price	(f) Depreciation allowed (or allowable)	(g) Cost or other basis plus expense of sale	(h) Gain or (loss) (e) plus (f) minus (g)
628		559	69
3,128		2,132	996
2,436		1,684	752
9,458		7,216	2,242
1,125		1,039	86
1,970		1,849	121
159		151	8
534		399	135
712		605	107
2,878		1,408	1,470

Form 990PF Part IV - Capital Gains and Losses for Tax on Investment Income - Columns i - l

Complete only for assets showing gain in column (h) and owned by the foundation on 12/31/69			(l) Gains (Col (h) gain minus col (k), but not less than -0-) or Losses (from col (h))
(i) F M V as of 12/31/69	(j) Adjusted basis as of 12/31/69	(k) Excess of col (i) over col (j), if any	
			69
			996
			752
			2,242
			86
			121
			8
			135
			107
			1,470



Form 990PF Part IV - Capital Gains and Losses for Tax on Investment Income - Columns a - d

(a) List and describe the kind(s) of property sold (e g , real estate, 2-story brick warehouse, or common stock, 200 shs MLC Co )	(b) How acquired P—Purchase D—Donation	(c) Date acquired (mo , day, yr )	(d) Date sold (mo , day, yr )
30 CAREFUSION CORP		2012-06-05	2014-10-21
157 CAREFUSION CORP		2012-01-23	2014-11-19
32 CASH AMER INVTS INC COM		2012-12-11	2014-01-02
29 CASH AMER INVTS INC COM		2012-11-20	2014-01-03
58 CASH AMER INVTS INC COM		2012-11-20	2014-01-06
55 CASH AMER INVTS INC COM		2012-11-20	2014-01-13
91 CELGENE CORP COM		2008-01-30	2014-10-24
27 CELGENE CORP COM		2008-01-30	2014-11-03
20 CELGENE CORP COM		2014-10-03	2014-11-06
68 CELGENE CORP COM		2008-01-30	2014-12-11

Form 990PF Part IV - Capital Gains and Losses for Tax on Investment Income - Columns e - h

(e) Gross sales price	(f) Depreciation allowed (or allowable)	(g) Cost or other basis plus expense of sale	(h) Gain or (loss) (e) plus (f) minus (g)
1,699		716	983
9,053		3,709	5,344
1,211		1,190	21
1,105		1,046	59
2,206		2,092	114
2,051		1,984	67
9,318		2,462	6,856
2,881		731	2,150
2,119		1,907	212
8,008		1,840	6,168

Form 990PF Part IV - Capital Gains and Losses for Tax on Investment Income - Columns i - l

Complete only for assets showing gain in column (h) and owned by the foundation on 12/31/69			(l) Gains (Col (h) gain minus col (k), but not less than -0-) or Losses (from col (h))
(i) F M V as of 12/31/69	(j) Adjusted basis as of 12/31/69	(k) Excess of col (i) over col (j), if any	
			983
			5,344
			21
			59
			114
			67
			6,856
			2,150
			212
			6,168

Form 990PF Part IV - Capital Gains and Losses for Tax on Investment Income - Columns a - d

(a) List and describe the kind(s) of property sold (e g , real estate, 2-story brick warehouse, or common stock, 200 shs MLC Co )	(b) How acquired P—Purchase D—Donation	(c) Date acquired (mo , day, yr )	(d) Date sold (mo , day, yr )
23 CHIPOTLE MEXICAN GRILL INC		2012-10-26	2014-01-27
46 CHIPOTLE MEXICAN GRILL INC		2012-10-26	2014-02-26
30 CITRIX SYS INC COM		2013-08-01	2014-01-30
20 CITRIX SYS INC COM		2013-08-01	2014-07-31
20 CITRIX SYS INC COM		2013-08-06	2014-09-19
50 CITRIX SYS INC COM		2013-08-28	2014-09-23
10 CITRIX SYS INC COM		2013-09-27	2014-09-23
33 CLOROX CO COM		2012-06-15	2014-06-12
170 COACH INC COM W/RTS ATTACHED EXP 5/2/2011		2011-08-30	2014-08-27
215 COCHLEAR LTD-UNSPON ADR		2010-07-21	2014-09-15

Form 990PF Part IV - Capital Gains and Losses for Tax on Investment Income - Columns e - h

(e) Gross sales price	(f) Depreciation allowed (or allowable)	(g) Cost or other basis plus expense of sale	(h) Gain or (loss) (e) plus (f) minus (g)
11,261		6,452	4,809
25,488		11,441	14,047
1,578		2,189	-611
1,357		1,459	-102
1,426		1,457	-31
3,529		3,587	-58
706		719	-13
2,979		2,001	978
6,315		8,866	-2,551
6,471		7,058	-587

Form 990PF Part IV - Capital Gains and Losses for Tax on Investment Income - Columns i - l

Complete only for assets showing gain in column (h) and owned by the foundation on 12/31/69			(l) Gains (Col (h) gain minus col (k), but not less than -0-) or Losses (from col (h))
(i) F M V as of 12/31/69	(j) Adjusted basis as of 12/31/69	(k) Excess of col (i) over col (j), if any	
			4,809
			14,047
			-611
			-102
			-31
			-58
			-13
			978
			-2,551
			-587

Form 990PF Part IV - Capital Gains and Losses for Tax on Investment Income - Columns a - d

(a) List and describe the kind(s) of property sold (e g , real estate, 2-story brick warehouse, or common stock, 200 shs MLC Co )	(b) How acquired P—Purchase D—Donation	(c) Date acquired (mo , day, yr )	(d) Date sold (mo , day, yr )
18 COCHLEAR LTD-UNSPON ADR		2010-07-21	2014-09-16
38 COMCAST CORP NEW CL A		2013-04-30	2014-02-04
16 COMCAST CORP NEW CL A		2012-09-24	2014-02-04
90 CONNS INC		2013-05-09	2014-09-05
15 CONNS INC		2014-06-25	2014-09-05
50 CONVERSANT INC		2012-11-20	2014-02-12
30 CONVERSANT INC		2012-11-20	2014-04-02
10 CONVERSANT INC		2012-11-20	2014-08-07
50 CONVERSANT INC		2012-11-20	2014-08-14
29 CONVERSANT INC		2012-11-20	2014-08-19

Form 990PF Part IV - Capital Gains and Losses for Tax on Investment Income - Columns e - h

(e) Gross sales price	(f) Depreciation allowed (or allowable)	(g) Cost or other basis plus expense of sale	(h) Gain or (loss) (e) plus (f) minus (g)
545		591	-46
2,027		1,573	454
854		583	271
2,493		3,138	-645
416		717	-301
1,300		926	374
854		556	298
250		185	65
1,308		926	382
781		537	244

Form 990PF Part IV - Capital Gains and Losses for Tax on Investment Income - Columns i - l

Complete only for assets showing gain in column (h) and owned by the foundation on 12/31/69			(l) Gains (Col (h) gain minus col (k), but not less than -0-) or Losses (from col (h))
(i) F M V as of 12/31/69	(j) Adjusted basis as of 12/31/69	(k) Excess of col (i) over col (j), if any	
			-46
			454
			271
			-645
			-301
			374
			298
			65
			382
			244

Form 990PF Part IV - Capital Gains and Losses for Tax on Investment Income - Columns a - d

(a) List and describe the kind(s) of property sold (e g , real estate, 2-story brick warehouse, or common stock, 200 shs MLC Co )	(b) How acquired P—Purchase D—Donation	(c) Date acquired (mo , day, yr )	(d) Date sold (mo , day, yr )
20 CONVERSANT INC		2013-02-14	2014-09-12
40 CONVERSANT INC		2013-02-14	2014-10-07
20 COOPER COS INC COM NEW		2010-02-02	2014-08-08
13 COSTCO WHOLESALE CORP COM		2014-08-26	2014-12-04
15 COSTCO WHOLESALE CORP COM		2013-09-04	2014-12-04
15 CROWN HLDGS INC		2014-05-09	2014-07-14
45 CROWN HLDGS INC		2014-05-09	2014-07-15
80 CROWN HLDGS INC		2014-03-18	2014-11-20
58 CROWN HLDGS INC		2014-02-25	2014-12-05
57 CROWN HLDGS INC		2014-02-25	2014-12-10

Form 990PF Part IV - Capital Gains and Losses for Tax on Investment Income - Columns e - h

(e) Gross sales price	(f) Depreciation allowed (or allowable)	(g) Cost or other basis plus expense of sale	(h) Gain or (loss) (e) plus (f) minus (g)
696		521	175
1,361		1,041	320
3,169		713	2,456
1,859		1,575	284
2,145		1,536	609
765		723	42
2,306		2,101	205
3,896		3,577	319
2,968		2,583	385
2,862		2,539	323

Form 990PF Part IV - Capital Gains and Losses for Tax on Investment Income - Columns i - l

Complete only for assets showing gain in column (h) and owned by the foundation on 12/31/69			(l) Gains (Col (h) gain minus col (k), but not less than -0-) or Losses (from col (h))
(i) F M V as of 12/31/69	(j) Adjusted basis as of 12/31/69	(k) Excess of col (i) over col (j), if any	
			175
			320
			2,456
			284
			609
			42
			205
			319
			385
			323

Form 990PF Part IV - Capital Gains and Losses for Tax on Investment Income - Columns a - d

(a) List and describe the kind(s) of property sold (e g , real estate, 2-story brick warehouse, or common stock, 200 shs MLC Co )	(b) How acquired P—Purchase D—Donation	(c) Date acquired (mo , day, yr )	(d) Date sold (mo , day, yr )
65 CROWN HLDGS INC		2014-10-10	2014-12-16
65 CYBERONICS INC COM		2013-05-30	2014-10-03
51 DAVITA INC COM		2013-07-11	2014-08-05
46 DAVITA INC COM		2013-02-05	2014-08-12
61 DAVITA INC COM		2013-02-05	2014-08-21
70 DISNEY (WALT) COMPANY HOLDING COMPANY COM		2013-10-11	2014-04-10
25 DOLLAR TREE INC		2014-10-28	2014-12-08
15 DOLLAR TREE INC		2014-10-08	2014-12-26
15 DOVER CORP COM W/RTS EXP 11/2006		2012-11-08	2014-02-25
21 DOVER CORP COM W/RTS EXP 11/2006		2014-04-11	2014-07-14

Form 990PF Part IV - Capital Gains and Losses for Tax on Investment Income - Columns e - h

(e) Gross sales price	(f) Depreciation allowed (or allowable)	(g) Cost or other basis plus expense of sale	(h) Gain or (loss) (e) plus (f) minus (g)
3,134		2,887	247
3,272		3,001	271
3,635		3,029	606
3,316		2,654	662
4,517		3,519	998
5,483		4,505	978
1,697		1,458	239
1,047		851	196
1,348		898	450
1,868		1,712	156

Form 990PF Part IV - Capital Gains and Losses for Tax on Investment Income - Columns i - l

Complete only for assets showing gain in column (h) and owned by the foundation on 12/31/69			(l) Gains (Col (h) gain minus col (k), but not less than -0-) or Losses (from col (h))
(i) F M V as of 12/31/69	(j) Adjusted basis as of 12/31/69	(k) Excess of col (i) over col (j), if any	
			247
			271
			606
			662
			998
			978
			239
			196
			450
			156

Form 990PF Part IV - Capital Gains and Losses for Tax on Investment Income - Columns a - d

(a) List and describe the kind(s) of property sold (e g , real estate, 2-story brick warehouse, or common stock, 200 shs MLC Co )	(b) How acquired P—Purchase D—Donation	(c) Date acquired (mo , day, yr )	(d) Date sold (mo , day, yr )
9 DOVER CORP COM W/RTS EXP 11/2006		2014-04-11	2014-07-15
11 DOVER CORP COM W/RTS EXP 11/2006		2012-11-08	2014-07-15
36 DOVER CORP COM W/RTS EXP 11/2006		2014-10-24	2014-10-28
12 DOVER CORP COM W/RTS EXP 11/2006		2012-10-25	2014-10-28
71 DOVER CORP COM W/RTS EXP 11/2006		2012-10-25	2014-11-06
10 DUN & BRADSTREET CORP COM		2013-05-10	2014-01-06
25 DUN & BRADSTREET CORP COM		2013-04-17	2014-02-04
5 DUN & BRADSTREET CORP COM		2012-12-31	2014-02-04
10 DUN & BRADSTREET CORP COM		2012-12-31	2014-04-25
28 DUN & BRADSTREET CORP COM		2012-12-31	2014-05-02

Form 990PF Part IV - Capital Gains and Losses for Tax on Investment Income - Columns e - h

(e) Gross sales price	(f) Depreciation allowed (or allowable)	(g) Cost or other basis plus expense of sale	(h) Gain or (loss) (e) plus (f) minus (g)
795		734	61
971		540	431
2,839		2,984	-145
946		582	364
5,771		3,412	2,359
1,211		890	321
2,386		2,061	325
477		389	88
1,047		777	270
2,984		1,936	1,048

Form 990PF Part IV - Capital Gains and Losses for Tax on Investment Income - Columns i - l

Complete only for assets showing gain in column (h) and owned by the foundation on 12/31/69			(l) Gains (Col (h) gain minus col (k), but not less than -0-) or Losses (from col (h))
(i) F M V as of 12/31/69	(j) Adjusted basis as of 12/31/69	(k) Excess of col (i) over col (j), if any	
			61
			431
			-145
			364
			2,359
			321
			325
			88
			270
			1,048

Form 990PF Part IV - Capital Gains and Losses for Tax on Investment Income - Columns a - d

(a) List and describe the kind(s) of property sold (e g , real estate, 2-story brick warehouse, or common stock, 200 shs MLC Co )	(b) How acquired P—Purchase D—Donation	(c) Date acquired (mo , day, yr )	(d) Date sold (mo , day, yr )
27 DUN & BRADSTREET CORP COM		2012-06-12	2014-05-15
38 ENN ENERGY HOLDINGS-UNSP ADR		2014-01-13	2014-11-18
10 EPR PROPERTIES		2014-01-16	2014-12-31
10 EPR PROPERTIES		2013-10-28	2014-12-31
2870 243 EATON VANCE FLOATING RATE FD-I #924		2013-12-30	2014-05-28
2600 217 EATON VANCE FLOATING RATE FD-I #924		2013-05-06	2014-05-28
54 EBAY INC COM		2013-11-27	2014-11-06
270 EBAY INC COM		2013-09-04	2014-11-06
90 ELIZABETH ARDEN INC COM		2012-11-09	2014-08-19
7946 EQUINIX INC		2014-11-25	2014-11-28

Form 990PF Part IV - Capital Gains and Losses for Tax on Investment Income - Columns e - h

(e) Gross sales price	(f) Depreciation allowed (or allowable)	(g) Cost or other basis plus expense of sale	(h) Gain or (loss) (e) plus (f) minus (g)
2,807		1,817	990
5,774		6,565	-791
587		506	81
587		473	114
26,234		26,378	-144
23,766		24,000	-234
2,885		2,666	219
14,423		14,234	189
1,349		1,865	-516
180		180	

Form 990PF Part IV - Capital Gains and Losses for Tax on Investment Income - Columns i - l

Complete only for assets showing gain in column (h) and owned by the foundation on 12/31/69			(l) Gains (Col (h) gain minus col (k), but not less than -0-) or Losses (from col (h))
(i) F M V as of 12/31/69	(j) Adjusted basis as of 12/31/69	(k) Excess of col (i) over col (j), if any	
			990
			-791
			81
			114
			-144
			-234
			219
			189
			-516

Form 990PF Part IV - Capital Gains and Losses for Tax on Investment Income - Columns a - d

(a) List and describe the kind(s) of property sold (e g , real estate, 2-story brick warehouse, or common stock, 200 shs MLC Co )	(b) How acquired P—Purchase D—Donation	(c) Date acquired (mo , day, yr )	(d) Date sold (mo , day, yr )
9444 EQUINIX INC		2014-11-25	2014-11-28
3 EQUINIX INC		2014-10-21	2014-12-26
36 EXPRESS SCRIPTS HOLDING CO		2013-10-28	2014-02-04
72 EXPRESS SCRIPTS HOLDING CO		2013-10-28	2014-02-24
9 FMC CORP COM NEW W/RTS EXP 03/01/2006		2013-02-25	2014-02-03
30 FMC CORP COM NEW W/RTS EXP 03/01/2006		2013-04-12	2014-02-12
9 FMC CORP COM NEW W/RTS EXP 03/01/2006		2012-12-19	2014-03-06
1 FMC CORP COM NEW W/RTS EXP 03/01/2006		2013-04-12	2014-03-06
15 FMC CORP COM NEW W/RTS EXP 03/01/2006		2014-04-15	2014-05-09
25 FMC CORP COM NEW W/RTS EXP 03/01/2006		2012-12-21	2014-05-09

Form 990PF Part IV - Capital Gains and Losses for Tax on Investment Income - Columns e - h

(e) Gross sales price	(f) Depreciation allowed (or allowable)	(g) Cost or other basis plus expense of sale	(h) Gain or (loss) (e) plus (f) minus (g)
214		214	
702		509	193
2,641		2,269	372
5,387		4,434	953
628		528	100
2,161		1,754	407
703		523	180
78		58	20
1,094		1,123	-29
1,823		1,451	372

Form 990PF Part IV - Capital Gains and Losses for Tax on Investment Income - Columns i - l

Complete only for assets showing gain in column (h) and owned by the foundation on 12/31/69			(l) Gains (Col (h) gain minus col (k), but not less than -0-) or Losses (from col (h))
(i) F M V as of 12/31/69	(j) Adjusted basis as of 12/31/69	(k) Excess of col (i) over col (j), if any	
			193
			372
			953
			100
			407
			180
			20
			-29
			372



Form 990PF Part IV - Capital Gains and Losses for Tax on Investment Income - Columns a - d

(a) List and describe the kind(s) of property sold (e g , real estate, 2-story brick warehouse, or common stock, 200 shs MLC Co )	(b) How acquired P—Purchase D—Donation	(c) Date acquired (mo , day, yr )	(d) Date sold (mo , day, yr )
109 FRESENIUS MED CARE AKTIENGESELLSCHAFT SPONSORED ADR		2013-05-17	2014-05-19
110 GAP INC COM		2014-03-18	2014-11-06
40 GAP INC COM		2014-03-10	2014-11-20
735 GAZPROM O A O SPONSORED ADR		2013-02-04	2014-03-05
70 GENERAC HOLDINGS INC		2014-05-13	2014-09-30
33 GENERAC HOLDINGS INC		2014-05-13	2014-10-22
354 GENERAL ELEC CO COM		2011-12-14	2014-02-07
33 GENERAL ELEC CO COM		2013-09-04	2014-02-07
206 GENERAL ELEC CO COM		2011-09-19	2014-04-10
313 GENERAL ELEC CO COM		2011-10-04	2014-04-25

Form 990PF Part IV - Capital Gains and Losses for Tax on Investment Income - Columns e - h

(e) Gross sales price	(f) Depreciation allowed (or allowable)	(g) Cost or other basis plus expense of sale	(h) Gain or (loss) (e) plus (f) minus (g)
3,542		3,175	367
4,142		4,642	-500
1,601		1,678	-77
5,149		8,427	-3,278
2,858		3,714	-856
1,470		1,751	-281
8,896		5,866	3,030
829		765	64
5,315		3,238	2,077
8,305		4,588	3,717

Form 990PF Part IV - Capital Gains and Losses for Tax on Investment Income - Columns i - l

Complete only for assets showing gain in column (h) and owned by the foundation on 12/31/69			(l) Gains (Col (h) gain minus col (k), but not less than -0-) or Losses (from col (h))
(i) F M V as of 12/31/69	(j) Adjusted basis as of 12/31/69	(k) Excess of col (i) over col (j), if any	
			367
			-500
			-77
			-3,278
			-856
			-281
			3,030
			64
			2,077
			3,717

Form 990PF Part IV - Capital Gains and Losses for Tax on Investment Income - Columns a - d

(a) List and describe the kind(s) of property sold (e g , real estate, 2-story brick warehouse, or common stock, 200 shs MLC Co )	(b) How acquired P—Purchase D—Donation	(c) Date acquired (mo , day, yr )	(d) Date sold (mo , day, yr )
125 GENERAL MILLS INC COM W/RTS EXP 02/01/2006		2012-06-22	2014-06-12
60 GENTHERM INC		2014-04-07	2014-05-01
30 GENTHERM INC		2013-07-25	2014-05-19
10 GENTHERM INC		2013-07-19	2014-05-21
20 GENTHERM INC		2013-07-19	2014-05-22
10 GENTHERM INC		2013-07-19	2014-05-27
20 GENTHERM INC		2013-07-19	2014-06-06
40 GENTHERM INC		2013-10-07	2014-06-27
20 GENTHERM INC		2013-10-07	2014-07-09
20 GENTHERM INC		2013-09-26	2014-07-10

Form 990PF Part IV - Capital Gains and Losses for Tax on Investment Income - Columns e - h

(e) Gross sales price	(f) Depreciation allowed (or allowable)	(g) Cost or other basis plus expense of sale	(h) Gain or (loss) (e) plus (f) minus (g)
6,761		4,662	2,099
2,379		1,653	726
1,230		604	626
417		200	217
841		400	441
433		200	233
862		400	462
1,760		792	968
914		392	522
916		390	526

Form 990PF Part IV - Capital Gains and Losses for Tax on Investment Income - Columns i - l

Complete only for assets showing gain in column (h) and owned by the foundation on 12/31/69			(l) Gains (Col (h) gain minus col (k), but not less than -0-) or Losses (from col (h))
(i) F M V as of 12/31/69	(j) Adjusted basis as of 12/31/69	(k) Excess of col (i) over col (j), if any	
			2,099
			726
			626
			217
			441
			233
			462
			968
			522
			526

Form 990PF Part IV - Capital Gains and Losses for Tax on Investment Income - Columns a - d

(a) List and describe the kind(s) of property sold (e g , real estate, 2-story brick warehouse, or common stock, 200 shs MLC Co )	(b) How acquired P—Purchase D—Donation	(c) Date acquired (mo , day, yr )	(d) Date sold (mo , day, yr )
3 GENTHERM INC		2013-08-05	2014-07-22
10 GENTHERM INC		2013-08-05	2014-08-14
37 GENTHERM INC		2013-08-23	2014-08-26
69 GILEAD SCIENCES INC COM		2013-08-30	2014-01-22
34 GILEAD SCIENCES INC COM		2014-03-06	2014-05-20
86 GILEAD SCIENCES INC COM		2013-08-30	2014-06-20
55 GILEAD SCIENCES INC COM		2013-06-20	2014-08-19
32 GILEAD SCIENCES INC COM		2013-06-25	2014-08-22
26 GILEAD SCIENCES INC COM		2013-09-04	2014-08-22
42 GILEAD SCIENCES INC COM		2013-06-20	2014-09-05

Form 990PF Part IV - Capital Gains and Losses for Tax on Investment Income - Columns e - h

(e) Gross sales price	(f) Depreciation allowed (or allowable)	(g) Cost or other basis plus expense of sale	(h) Gain or (loss) (e) plus (f) minus (g)
144		57	87
468		189	279
1,769		678	1,091
5,657		4,187	1,470
2,758		2,676	82
7,006		4,359	2,647
5,485		2,761	2,724
3,328		1,603	1,725
2,704		1,590	1,114
4,263		2,108	2,155

Form 990PF Part IV - Capital Gains and Losses for Tax on Investment Income - Columns i - l

Complete only for assets showing gain in column (h) and owned by the foundation on 12/31/69			(l) Gains (Col (h) gain minus col (k), but not less than -0-) or Losses (from col (h))
(i) F M V as of 12/31/69	(j) Adjusted basis as of 12/31/69	(k) Excess of col (i) over col (j), if any	
			87
			279
			1,091
			1,470
			82
			2,647
			2,724
			1,725
			1,114
			2,155

Form 990PF Part IV - Capital Gains and Losses for Tax on Investment Income - Columns a - d

(a) List and describe the kind(s) of property sold (e g , real estate, 2-story brick warehouse, or common stock, 200 shs MLC Co )	(b) How acquired P—Purchase D—Donation	(c) Date acquired (mo , day, yr )	(d) Date sold (mo , day, yr )
34 GILEAD SCIENCES INC COM		2013-06-25	2014-10-03
42 GLOBAL CASH ACCESS HLDGS INC		2012-11-20	2014-01-03
53 GLOBAL CASH ACCESS HLDGS INC		2012-11-20	2014-01-06
10 GLOBAL CASH ACCESS HLDGS INC		2012-11-20	2014-01-07
10 GLOBAL CASH ACCESS HLDGS INC		2012-11-20	2014-03-20
20 GLOBAL CASH ACCESS HLDGS INC		2012-11-20	2014-03-21
10 GLOBAL CASH ACCESS HLDGS INC		2012-11-20	2014-05-08
120 GLOBAL CASH ACCESS HLDGS INC		2012-11-20	2014-05-09
30 GLOBUS MEDICAL INC - A		2014-09-02	2014-12-05
30 GRAY TELEVISION INC		2014-07-02	2014-08-11

Form 990PF Part IV - Capital Gains and Losses for Tax on Investment Income - Columns e - h

(e) Gross sales price	(f) Depreciation allowed (or allowable)	(g) Cost or other basis plus expense of sale	(h) Gain or (loss) (e) plus (f) minus (g)
3,627		1,433	2,194
407		311	96
513		393	120
97		74	23
85		74	11
171		148	23
80		74	6
960		889	71
719		546	173
355		406	-51

Form 990PF Part IV - Capital Gains and Losses for Tax on Investment Income - Columns i - l

Complete only for assets showing gain in column (h) and owned by the foundation on 12/31/69			(l) Gains (Col (h) gain minus col (k), but not less than -0-) or Losses (from col (h))
(i) F M V as of 12/31/69	(j) Adjusted basis as of 12/31/69	(k) Excess of col (i) over col (j), if any	
			2,194
			96
			120
			23
			11
			23
			6
			71
			173
			-51

Form 990PF Part IV - Capital Gains and Losses for Tax on Investment Income - Columns a - d

(a) List and describe the kind(s) of property sold (e g , real estate, 2-story brick warehouse, or common stock, 200 shs MLC Co )	(b) How acquired P—Purchase D—Donation	(c) Date acquired (mo , day, yr )	(d) Date sold (mo , day, yr )
50 GRAY TELEVISION INC		2014-07-10	2014-08-12
110 00059 GRAY TELEVISION INC		2014-07-10	2014-10-23
9 99941 GRAY TELEVISION INC		2014-07-10	2014-10-23
275 GRAY TELEVISION INC		2014-08-29	2014-12-23
25 GRAY TELEVISION INC		2013-10-10	2014-12-23
100 GRAY TELEVISION INC		2013-10-10	2014-12-26
65 HAEMONETICS CORP MASS COM W/RTS EXPIRING 4/27/2008		2013-08-07	2014-03-25
345 HALCON RESOURCES CORP		2014-04-14	2014-12-31
346 HALLIBURTON CO COM W/RIGHTS EXP 12/15/2005		2014-11-21	2014-12-04
19 HALYARD HEALTH INC		2003-04-02	2014-11-12

Form 990PF Part IV - Capital Gains and Losses for Tax on Investment Income - Columns e - h

(e) Gross sales price	(f) Depreciation allowed (or allowable)	(g) Cost or other basis plus expense of sale	(h) Gain or (loss) (e) plus (f) minus (g)
565		665	-100
933		1,359	-426
85		130	-45
3,115		3,165	-50
283		192	91
1,144		767	377
2,087		2,782	-695
574		1,674	-1,100
14,192		18,058	-3,866
722		287	435

Form 990PF Part IV - Capital Gains and Losses for Tax on Investment Income - Columns i - l

Complete only for assets showing gain in column (h) and owned by the foundation on 12/31/69			(l) Gains (Col (h) gain minus col (k), but not less than -0-) or Losses (from col (h))
(i) F M V as of 12/31/69	(j) Adjusted basis as of 12/31/69	(k) Excess of col (i) over col (j), if any	
			-100
			-426
			-45
			-50
			91
			377
			-695
			-1,100
			-3,866
			435

Form 990PF Part IV - Capital Gains and Losses for Tax on Investment Income - Columns a - d

(a) List and describe the kind(s) of property sold (e g , real estate, 2-story brick warehouse, or common stock, 200 shs MLC Co )	(b) How acquired P—Purchase D—Donation	(c) Date acquired (mo , day, yr )	(d) Date sold (mo , day, yr )
30 HARLEY DAVIDSON INC COM W/RIGHTS ATTACHED EXP 8/20/2010		2014-02-25	2014-04-25
40 HARLEY DAVIDSON INC COM W/RIGHTS ATTACHED EXP 8/20/2010		2012-10-08	2014-07-03
80 HARLEY DAVIDSON INC COM W/RIGHTS ATTACHED EXP 8/20/2010		2012-10-12	2014-09-16
60 HARTFORD FINL SVCS GRP COM		2003-04-07	2014-07-31
20 HARTFORD FINL SVCS GRP COM		2014-02-25	2014-07-31
50 HARTFORD FINL SVCS GRP COM		2014-02-06	2014-10-06
25 HERSHEY FOODS CORP COM W/RTS ATTACHED EXP 12/15/2010		2012-04-11	2014-04-01
25 HERSHEY FOODS CORP COM W/RTS ATTACHED EXP 12/15/2010		2012-04-11	2014-04-02
60 HERTZ GLOBAL HOLDINGS INC		2014-01-28	2014-03-18
120 HERTZ GLOBAL HOLDINGS INC		2014-07-15	2014-08-21

Form 990PF Part IV - Capital Gains and Losses for Tax on Investment Income - Columns e - h

(e) Gross sales price	(f) Depreciation allowed (or allowable)	(g) Cost or other basis plus expense of sale	(h) Gain or (loss) (e) plus (f) minus (g)
2,145		1,936	209
2,735		1,705	1,030
5,091		3,340	1,751
2,049		2,321	-272
683		689	-6
1,855		1,690	165
2,594		1,513	1,081
2,595		1,513	1,082
1,645		1,613	32
3,608		3,373	235

Form 990PF Part IV - Capital Gains and Losses for Tax on Investment Income - Columns i - l

Complete only for assets showing gain in column (h) and owned by the foundation on 12/31/69			(l) Gains (Col (h) gain minus col (k), but not less than -0-) or Losses (from col (h))
(i) F M V as of 12/31/69	(j) Adjusted basis as of 12/31/69	(k) Excess of col (i) over col (j), if any	
			209
			1,030
			1,751
			-272
			-6
			165
			1,081
			1,082
			32
			235

Form 990PF Part IV - Capital Gains and Losses for Tax on Investment Income - Columns a - d

(a) List and describe the kind(s) of property sold (e g , real estate, 2-story brick warehouse, or common stock, 200 shs MLC Co )	(b) How acquired P—Purchase D—Donation	(c) Date acquired (mo , day, yr )	(d) Date sold (mo , day, yr )
112 HERTZ GLOBAL HOLDINGS INC		2014-06-13	2014-10-02
70 HERTZ GLOBAL HOLDINGS INC		2013-10-29	2014-10-08
108 HERTZ GLOBAL HOLDINGS INC		2013-10-08	2014-10-17
40 HOSPIRA INC		2014-04-25	2014-06-17
19 HOSPIRA INC		2013-12-04	2014-08-04
35 HOSPIRA INC		2013-12-04	2014-11-10
25 HOSPIRA INC		2013-01-15	2014-11-10
17 HOSPIRA INC		2013-01-15	2014-12-16
30 HUNTSMAN CORP		2014-04-10	2014-06-19
30 HUNTSMAN CORP		2014-04-01	2014-06-25

Form 990PF Part IV - Capital Gains and Losses for Tax on Investment Income - Columns e - h

(e) Gross sales price	(f) Depreciation allowed (or allowable)	(g) Cost or other basis plus expense of sale	(h) Gain or (loss) (e) plus (f) minus (g)
2,663		2,764	-101
1,518		1,608	-90
2,322		2,414	-92
2,038		1,655	383
1,031		753	278
1,965		1,388	577
1,404		870	534
1,020		582	438
840		752	88
825		742	83

Form 990PF Part IV - Capital Gains and Losses for Tax on Investment Income - Columns i - l

Complete only for assets showing gain in column (h) and owned by the foundation on 12/31/69			(l) Gains (Col (h) gain minus col (k), but not less than -0-) or Losses (from col (h))
(i) F M V as of 12/31/69	(j) Adjusted basis as of 12/31/69	(k) Excess of col (i) over col (j), if any	
			-101
			-90
			-92
			383
			278
			577
			534
			438
			88
			83

Form 990PF Part IV - Capital Gains and Losses for Tax on Investment Income - Columns a - d

(a) List and describe the kind(s) of property sold (e g , real estate, 2-story brick warehouse, or common stock, 200 shs MLC Co )	(b) How acquired P—Purchase D—Donation	(c) Date acquired (mo , day, yr )	(d) Date sold (mo , day, yr )
60 HUNTSMAN CORP		2014-04-01	2014-09-16
20 IAC/INTERACTIVECORP		2012-12-04	2014-02-04
10 IAC/INTERACTIVECORP		2012-11-20	2014-02-24
20 IAC/INTERACTIVECORP		2012-11-20	2014-02-28
50 IAC/INTERACTIVECORP		2014-01-24	2014-03-06
35 IAC/INTERACTIVECORP		2014-03-27	2014-05-20
18 IAC/INTERACTIVECORP		2013-11-22	2014-06-25
31 IAC/INTERACTIVECORP		2013-11-22	2014-06-27
86 IAC/INTERACTIVECORP		2013-11-05	2014-07-03
10 IAC/INTERACTIVECORP		2012-11-20	2014-09-02

Form 990PF Part IV - Capital Gains and Losses for Tax on Investment Income - Columns e - h

(e) Gross sales price	(f) Depreciation allowed (or allowable)	(g) Cost or other basis plus expense of sale	(h) Gain or (loss) (e) plus (f) minus (g)
1,735		1,415	320
1,371		856	515
748		426	322
1,561		853	708
3,921		3,433	488
2,202		2,448	-246
1,230		1,018	212
2,137		1,728	409
5,942		4,775	1,167
705		426	279

Form 990PF Part IV - Capital Gains and Losses for Tax on Investment Income - Columns i - l

Complete only for assets showing gain in column (h) and owned by the foundation on 12/31/69			(l) Gains (Col (h) gain minus col (k), but not less than -0-) or Losses (from col (h))
(i) F M V as of 12/31/69	(j) Adjusted basis as of 12/31/69	(k) Excess of col (i) over col (j), if any	
			320
			515
			322
			708
			488
			-246
			212
			409
			1,167
			279



Form 990PF Part IV - Capital Gains and Losses for Tax on Investment Income - Columns a - d

(a) List and describe the kind(s) of property sold (e g , real estate, 2-story brick warehouse, or common stock, 200 shs MLC Co )	(b) How acquired P—Purchase D—Donation	(c) Date acquired (mo , day, yr )	(d) Date sold (mo , day, yr )
10 IAC/INTERACTIVECORP		2012-11-20	2014-09-04
63 ITT CORP		2014-04-29	2014-09-24
71 ITT CORP		2014-04-29	2014-09-30
46 ILLUMINA INC COM		2011-09-06	2014-01-24
14 ILLUMINA INC COM		2011-09-06	2014-01-29
72 ILLUMINA INC COM		2012-04-18	2014-02-14
40 ILLUMINA INC COM		2014-05-02	2014-06-20
249 INFORMATICA CORP COM		2013-05-28	2014-07-25
50 00121 INGRAM MICRO INC CL A		2014-07-17	2014-10-31
179 99879 INGRAM MICRO INC CL A		2014-07-31	2014-10-31

Form 990PF Part IV - Capital Gains and Losses for Tax on Investment Income - Columns e - h

(e) Gross sales price	(f) Depreciation allowed (or allowable)	(g) Cost or other basis plus expense of sale	(h) Gain or (loss) (e) plus (f) minus (g)
732		426	306
2,928		2,745	183
3,198		2,989	209
6,361		2,245	4,116
2,032		683	1,349
11,798		3,369	8,429
6,977		5,643	1,334
7,583		10,042	-2,459
1,322		1,489	-167
4,758		5,383	-625

Form 990PF Part IV - Capital Gains and Losses for Tax on Investment Income - Columns i - l

Complete only for assets showing gain in column (h) and owned by the foundation on 12/31/69			(l) Gains (Col (h) gain minus col (k), but not less than -0-) or Losses (from col (h))
(i) F M V as of 12/31/69	(j) Adjusted basis as of 12/31/69	(k) Excess of col (i) over col (j), if any	
			306
			183
			209
			4,116
			1,349
			8,429
			1,334
			-2,459
			-167
			-625

Form 990PF Part IV - Capital Gains and Losses for Tax on Investment Income - Columns a - d

(a) List and describe the kind(s) of property sold (e g , real estate, 2-story brick warehouse, or common stock, 200 shs MLC Co )	(b) How acquired P—Purchase D—Donation	(c) Date acquired (mo , day, yr )	(d) Date sold (mo , day, yr )
234 INGRAM MICRO INC CL A		2014-08-15	2014-11-10
30 INNOSPEC INC		2014-03-27	2014-11-12
30 INNOSPEC INC		2013-08-07	2014-12-03
235 INTEGRATED DEVICE TECHNOLOGY INC COM W/RIGHTS ATTACHED EXPIRING		2012-04-04	2014-05-06
115 INTEGRATED DEVICE TECHNOLOGY INC COM W/RIGHTS ATTACHED EXPIRING		2012-11-13	2014-07-30
10 INTERDIGITAL INC		2012-11-20	2014-05-22
10 INTERDIGITAL INC		2012-11-20	2014-05-22
50 INTERDIGITAL INC		2012-11-20	2014-05-29
10 INTERDIGITAL INC		2012-12-02	2014-10-31
10 INTERDIGITAL INC		2012-11-20	2014-11-06

Form 990PF Part IV - Capital Gains and Losses for Tax on Investment Income - Columns e - h

(e) Gross sales price	(f) Depreciation allowed (or allowable)	(g) Cost or other basis plus expense of sale	(h) Gain or (loss) (e) plus (f) minus (g)
6,276		6,593	-317
1,326		1,336	-10
1,366		1,282	84
2,942		1,621	1,321
1,702		777	925
370		402	-32
370		402	-32
1,901		2,011	-110
496		475	21
485		402	83

Form 990PF Part IV - Capital Gains and Losses for Tax on Investment Income - Columns i - l

Complete only for assets showing gain in column (h) and owned by the foundation on 12/31/69			(l) Gains (Col (h) gain minus col (k), but not less than -0-) or Losses (from col (h))
(i) F M V as of 12/31/69	(j) Adjusted basis as of 12/31/69	(k) Excess of col (i) over col (j), if any	
			-317
			-10
			84
			1,321
			925
			-32
			-32
			-110
			21
			83

Form 990PF Part IV - Capital Gains and Losses for Tax on Investment Income - Columns a - d

(a) List and describe the kind(s) of property sold (e g , real estate, 2-story brick warehouse, or common stock, 200 shs MLC Co )	(b) How acquired P—Purchase D—Donation	(c) Date acquired (mo , day, yr )	(d) Date sold (mo , day, yr )
20 INTERDIGITAL INC		2012-11-20	2014-12-02
10 INTERDIGITAL INC		2012-11-20	2014-12-24
40 INTL BUSINESS MACHINES CORP COM		2013-10-25	2014-01-23
30 INTERPUBLIC GRP COS INC COM		2014-02-06	2014-04-29
56 INTERPUBLIC GRP COS INC COM		2012-12-12	2014-04-29
42 INTERPUBLIC GRP COS INC COM		2012-12-12	2014-05-02
70 INTERPUBLIC GRP COS INC COM		2012-12-12	2014-06-11
90 INTERPUBLIC GRP COS INC COM		2012-12-12	2014-06-17
70 INTERPUBLIC GRP COS INC COM		2012-12-13	2014-07-25
140 INTERPUBLIC GRP COS INC COM		2012-12-13	2014-07-29

Form 990PF Part IV - Capital Gains and Losses for Tax on Investment Income - Columns e - h

(e) Gross sales price	(f) Depreciation allowed (or allowable)	(g) Cost or other basis plus expense of sale	(h) Gain or (loss) (e) plus (f) minus (g)
1,020		804	216
545		402	143
7,282		7,066	216
514		501	13
959		611	348
732		458	274
1,379		764	615
1,759		980	779
1,406		757	649
2,854		1,508	1,346

Form 990PF Part IV - Capital Gains and Losses for Tax on Investment Income - Columns i - l

Complete only for assets showing gain in column (h) and owned by the foundation on 12/31/69			(l) Gains (Col (h) gain minus col (k), but not less than -0-) or Losses (from col (h))
(i) F M V as of 12/31/69	(j) Adjusted basis as of 12/31/69	(k) Excess of col (i) over col (j), if any	
			216
			143
			216
			13
			348
			274
			615
			779
			649
			1,346

Form 990PF Part IV - Capital Gains and Losses for Tax on Investment Income - Columns a - d

(a) List and describe the kind(s) of property sold (e g , real estate, 2-story brick warehouse, or common stock, 200 shs MLC Co )	(b) How acquired P—Purchase D—Donation	(c) Date acquired (mo , day, yr )	(d) Date sold (mo , day, yr )
122 INTERPUBLIC GRP COS INC COM		2012-11-30	2014-07-31
34 INTUITIVE SURGICAL INC		2013-03-20	2014-04-17
30 INTUITIVE SURGICAL INC		2013-11-11	2014-05-09
12 INTUITIVE SURGICAL INC		2012-07-31	2014-05-09
6 ITAU UNIBANCO H-SPON PRF ADR		2010-05-27	2014-06-19
545 ITAU UNIBANCO H-SPON PRF ADR		2012-07-30	2014-10-09
20 J2 GLOBAL INC		2012-11-20	2014-11-05
10 J2 GLOBAL INC		2012-11-20	2014-11-19
20 J2 GLOBAL INC		2012-11-20	2014-12-01
145 JUNIPER NETWORKS INC COM		2011-10-18	2014-01-14

Form 990PF Part IV - Capital Gains and Losses for Tax on Investment Income - Columns e - h

(e) Gross sales price	(f) Depreciation allowed (or allowable)	(g) Cost or other basis plus expense of sale	(h) Gain or (loss) (e) plus (f) minus (g)
2,408		1,313	1,095
14,086		17,132	-3,046
10,503		11,777	-1,274
4,201		5,880	-1,679
9		11	-2
8,391		9,708	-1,317
1,093		585	508
559		292	267
1,140		585	555
3,668		3,130	538

Form 990PF Part IV - Capital Gains and Losses for Tax on Investment Income - Columns i - l

Complete only for assets showing gain in column (h) and owned by the foundation on 12/31/69			(l) Gains (Col (h) gain minus col (k), but not less than -0-) or Losses (from col (h))
(i) F M V as of 12/31/69	(j) Adjusted basis as of 12/31/69	(k) Excess of col (i) over col (j), if any	
			1,095
			-3,046
			-1,274
			-1,679
			-2
			-1,317
			508
			267
			555
			538

Form 990PF Part IV - Capital Gains and Losses for Tax on Investment Income - Columns a - d

(a) List and describe the kind(s) of property sold (e g , real estate, 2-story brick warehouse, or common stock, 200 shs MLC Co )	(b) How acquired P—Purchase D—Donation	(c) Date acquired (mo , day, yr )	(d) Date sold (mo , day, yr )
92 JUNIPER NETWORKS INC COM		2011-10-18	2014-02-21
40 KAR AUCTION SERVICES INC		2012-11-20	2014-11-12
10 KAR AUCTION SERVICES INC		2012-11-20	2014-11-14
100 KEYCORP NEW COM		2012-10-12	2014-02-19
80 KEYCORP NEW COM		2012-10-12	2014-03-25
50 KEYCORP NEW COM		2012-07-11	2014-03-27
60 KIMBERLY-CLARK CORP COM		2010-02-25	2014-06-12
47 KNOWLES CORP		2012-11-08	2014-03-12
230 LSI LOGIC CORP COM		2010-02-03	2014-03-18
380 LSI LOGIC CORP COM		2010-07-29	2014-03-21

Form 990PF Part IV - Capital Gains and Losses for Tax on Investment Income - Columns e - h

(e) Gross sales price	(f) Depreciation allowed (or allowable)	(g) Cost or other basis plus expense of sale	(h) Gain or (loss) (e) plus (f) minus (g)
2,547		1,986	561
1,356		722	634
339		181	158
1,265		879	386
1,143		644	499
699		384	315
6,601		3,435	3,166
1,365		894	471
2,543		1,188	1,355
4,188		1,646	2,542

Form 990PF Part IV - Capital Gains and Losses for Tax on Investment Income - Columns i - l

Complete only for assets showing gain in column (h) and owned by the foundation on 12/31/69			(l) Gains (Col (h) gain minus col (k), but not less than -0-) or Losses (from col (h))
(i) F M V as of 12/31/69	(j) Adjusted basis as of 12/31/69	(k) Excess of col (i) over col (j), if any	
			561
			634
			158
			386
			499
			315
			3,166
			471
			1,355
			2,542

Form 990PF Part IV - Capital Gains and Losses for Tax on Investment Income - Columns a - d

(a) List and describe the kind(s) of property sold (e g , real estate, 2-story brick warehouse, or common stock, 200 shs MLC Co )	(b) How acquired P—Purchase D—Donation	(c) Date acquired (mo , day, yr )	(d) Date sold (mo , day, yr )
7 LANCASTER COLONY CORP COM W/RIGHTS ATTACHED EXP 4/20/2010		2014-05-28	2014-10-17
10 LANCASTER COLONY CORP COM W/RIGHTS ATTACHED EXP 4/20/2010		2014-05-28	2014-10-20
10 LANCASTER COLONY CORP COM W/RIGHTS ATTACHED EXP 4/20/2010		2014-05-22	2014-11-17
4 LANCASTER COLONY CORP COM W/RIGHTS ATTACHED EXP 4/20/2010		2014-05-22	2014-11-18
9 LANCASTER COLONY CORP COM W/RIGHTS ATTACHED EXP 4/20/2010		2014-05-15	2014-11-19
30 LIBBEY INC 1 COM & 1 RT		2013-05-23	2014-06-04
10 LIBBEY INC 1 COM & 1 RT		2013-05-23	2014-06-09
10 LIBBEY INC 1 COM & 1 RT		2013-03-27	2014-06-19
80 LIBBEY INC 1 COM & 1 RT		2013-05-01	2014-07-01
25 LIBBEY INC 1 COM & 1 RT		2013-04-04	2014-07-15

Form 990PF Part IV - Capital Gains and Losses for Tax on Investment Income - Columns e - h

(e) Gross sales price	(f) Depreciation allowed (or allowable)	(g) Cost or other basis plus expense of sale	(h) Gain or (loss) (e) plus (f) minus (g)
593		622	-29
856		887	-31
929		884	45
371		352	19
828		786	42
809		634	175
279		211	68
268		192	76
2,134		1,511	623
629		464	165

Form 990PF Part IV - Capital Gains and Losses for Tax on Investment Income - Columns i - l

Complete only for assets showing gain in column (h) and owned by the foundation on 12/31/69			(l) Gains (Col (h) gain minus col (k), but not less than -0-) or Losses (from col (h))
(i) F M V as of 12/31/69	(j) Adjusted basis as of 12/31/69	(k) Excess of col (i) over col (j), if any	
			-29
			-31
			45
			19
			42
			175
			68
			76
			623
			165

Form 990PF Part IV - Capital Gains and Losses for Tax on Investment Income - Columns a - d

(a) List and describe the kind(s) of property sold (e g , real estate, 2-story brick warehouse, or common stock, 200 shs MLC Co )	(b) How acquired P—Purchase D—Donation	(c) Date acquired (mo , day, yr )	(d) Date sold (mo , day, yr )
65 LINCOLN NATL CORP COM		2014-03-21	2014-07-10
46 LINCOLN NATL CORP COM		2014-02-07	2014-08-06
57 LINCOLN NATL CORP COM		2014-04-08	2014-08-11
27 LINCOLN NATL CORP COM		2014-04-11	2014-08-13
57 LIQUIDITY SVCS INC		2013-01-25	2014-03-06
10 LIQUIDITY SVCS INC		2012-12-17	2014-03-28
17 LIQUIDITY SVCS INC		2012-12-17	2014-04-01
26 LIQUIDITY SVCS INC		2013-05-03	2014-04-01
34 LIQUIDITY SVCS INC		2013-05-07	2014-04-02
20 LIQUIDITY SVCS INC		2013-02-01	2014-04-02

Form 990PF Part IV - Capital Gains and Losses for Tax on Investment Income - Columns e - h

(e) Gross sales price	(f) Depreciation allowed (or allowable)	(g) Cost or other basis plus expense of sale	(h) Gain or (loss) (e) plus (f) minus (g)
3,359		3,266	93
2,346		2,262	84
2,911		2,788	123
1,394		1,282	112
1,514		2,287	-773
260		395	-135
386		671	-285
590		906	-316
678		1,164	-486
399		631	-232

Form 990PF Part IV - Capital Gains and Losses for Tax on Investment Income - Columns i - l

Complete only for assets showing gain in column (h) and owned by the foundation on 12/31/69			(l) Gains (Col (h) gain minus col (k), but not less than -0-) or Losses (from col (h))
(i) F M V as of 12/31/69	(j) Adjusted basis as of 12/31/69	(k) Excess of col (i) over col (j), if any	
			93
			84
			123
			112
			-773
			-135
			-285
			-316
			-486
			-232

Form 990PF Part IV - Capital Gains and Losses for Tax on Investment Income - Columns a - d

(a) List and describe the kind(s) of property sold (e g , real estate, 2-story brick warehouse, or common stock, 200 shs MLC Co )	(b) How acquired P—Purchase D—Donation	(c) Date acquired (mo , day, yr )	(d) Date sold (mo , day, yr )
20 LOCKHEED MARTIN CORP COM		2009-07-24	2014-01-07
20 LORAL SPACE & COMMUNICATIONS INC		2012-11-20	2014-03-05
20 LORAL SPACE & COMMUNICATIONS INC		2012-11-20	2014-03-12
10 LORAL SPACE & COMMUNICATIONS INC		2012-11-20	2014-03-19
40 LORAL SPACE & COMMUNICATIONS INC		2012-11-20	2014-03-21
20 LORAL SPACE & COMMUNICATIONS INC		2012-11-20	2014-03-25
5 LORAL SPACE & COMMUNICATIONS INC		2012-11-20	2014-03-27
5 LORAL SPACE & COMMUNICATIONS INC		2013-03-27	2014-03-27
5 LORAL SPACE & COMMUNICATIONS INC		2013-06-26	2014-04-17
5 LORAL SPACE & COMMUNICATIONS INC		2013-03-27	2014-04-17

Form 990PF Part IV - Capital Gains and Losses for Tax on Investment Income - Columns e - h

(e) Gross sales price	(f) Depreciation allowed (or allowable)	(g) Cost or other basis plus expense of sale	(h) Gain or (loss) (e) plus (f) minus (g)
2,970		1,500	1,470
1,596		1,580	16
1,523		1,580	-57
738		790	-52
2,939		3,159	-220
1,410		1,580	-170
352		395	-43
352		311	41
354		299	55
354		311	43

Form 990PF Part IV - Capital Gains and Losses for Tax on Investment Income - Columns i - l

Complete only for assets showing gain in column (h) and owned by the foundation on 12/31/69			(l) Gains (Col (h) gain minus col (k), but not less than -0-) or Losses (from col (h))
(i) F M V as of 12/31/69	(j) Adjusted basis as of 12/31/69	(k) Excess of col (i) over col (j), if any	
			1,470
			16
			-57
			-52
			-220
			-170
			-43
			41
			55
			43



Form 990PF Part IV - Capital Gains and Losses for Tax on Investment Income - Columns a - d

(a) List and describe the kind(s) of property sold (e g , real estate, 2-story brick warehouse, or common stock, 200 shs MLC Co )	(b) How acquired P—Purchase D—Donation	(c) Date acquired (mo , day, yr )	(d) Date sold (mo , day, yr )
10 LORAL SPACE & COMMUNICATIONS INC		2013-06-26	2014-04-21
2 LORAL SPACE & COMMUNICATIONS INC		2013-01-04	2014-04-22
8 LORAL SPACE & COMMUNICATIONS INC		2013-06-26	2014-04-22
40 LORAL SPACE & COMMUNICATIONS INC		2013-01-04	2014-04-24
59 LOWES COS INC COM W/RIGHTS ATTACHED EXPIRING 9/9/2008		2014-08-26	2014-10-23
32 LOWES COS INC COM W/RIGHTS ATTACHED EXPIRING 9/9/2008		2013-09-04	2014-10-23
70 MDC PARTNERS INC-A		2012-11-20	2014-02-12
20 MSC INDL DIRECT INC CL A		2013-12-30	2014-03-12
9 MSC INDL DIRECT INC CL A		2013-12-30	2014-03-25
30 MSC INDL DIRECT INC CL A		2013-06-17	2014-07-02

Form 990PF Part IV - Capital Gains and Losses for Tax on Investment Income - Columns e - h

(e) Gross sales price	(f) Depreciation allowed (or allowable)	(g) Cost or other basis plus expense of sale	(h) Gain or (loss) (e) plus (f) minus (g)
716		599	117
144		111	33
576		479	97
2,742		2,173	569
3,240		3,118	122
1,757		1,404	353
1,728		467	1,261
1,740		1,629	111
776		730	46
2,831		2,415	416

Form 990PF Part IV - Capital Gains and Losses for Tax on Investment Income - Columns i - l

Complete only for assets showing gain in column (h) and owned by the foundation on 12/31/69			(l) Gains (Col (h) gain minus col (k), but not less than -0-) or Losses (from col (h))
(i) F M V as of 12/31/69	(j) Adjusted basis as of 12/31/69	(k) Excess of col (i) over col (j), if any	
			117
			33
			97
			569
			122
			353
			1,261
			111
			46
			416

Form 990PF Part IV - Capital Gains and Losses for Tax on Investment Income - Columns a - d

(a) List and describe the kind(s) of property sold (e g , real estate, 2-story brick warehouse, or common stock, 200 shs MLC Co )	(b) How acquired P—Purchase D—Donation	(c) Date acquired (mo , day, yr )	(d) Date sold (mo , day, yr )
12 MSC INDL DIRECT INC CL A		2014-07-25	2014-10-29
30 MACY'S INC		2013-11-07	2014-05-21
55 MACY'S INC		2013-11-01	2014-08-07
25 MACY'S INC		2013-10-11	2014-08-14
25 MACY'S INC		2013-10-09	2014-09-04
32 MACY'S INC		2014-10-06	2014-11-12
25 MACY'S INC		2014-10-10	2014-11-19
25 MACY'S INC		2014-10-28	2014-12-02
285 MARCHEX INC		2014-07-15	2014-11-24
18 MARTIN MARIETTA MATLS INC COM W/RTS EXP 10/21/2006		2014-11-20	2014-12-22

Form 990PF Part IV - Capital Gains and Losses for Tax on Investment Income - Columns e - h

(e) Gross sales price	(f) Depreciation allowed (or allowable)	(g) Cost or other basis plus expense of sale	(h) Gain or (loss) (e) plus (f) minus (g)
972		1,064	-92
1,689		1,382	307
3,243		2,409	834
1,417		1,059	358
1,566		1,058	508
1,964		1,876	88
1,547		1,447	100
1,582		1,428	154
1,011		3,187	-2,176
2,054		2,298	-244

Form 990PF Part IV - Capital Gains and Losses for Tax on Investment Income - Columns i - l

Complete only for assets showing gain in column (h) and owned by the foundation on 12/31/69			(l) Gains (Col (h) gain minus col (k), but not less than -0-) or Losses (from col (h))
(i) F M V as of 12/31/69	(j) Adjusted basis as of 12/31/69	(k) Excess of col (i) over col (j), if any	
			-92
			307
			834
			358
			508
			88
			100
			154
			-2,176
			-244

Form 990PF Part IV - Capital Gains and Losses for Tax on Investment Income - Columns a - d

(a) List and describe the kind(s) of property sold (e g , real estate, 2-story brick warehouse, or common stock, 200 shs MLC Co )	(b) How acquired P—Purchase D—Donation	(c) Date acquired (mo , day, yr )	(d) Date sold (mo , day, yr )
31 MCDONALDS CORP COM		2013-04-23	2014-08-05
57 MCDONALDS CORP COM		2012-05-10	2014-08-12
118 MCDONALDS CORP COM		2012-08-10	2014-09-25
60 MEADWESTVACO CORP COM W/RTS EXP 1/29/200		2012-05-29	2014-01-08
40 MEADWESTVACO CORP COM W/RTS EXP 1/29/200		2012-08-10	2014-01-13
35 MEADWESTVACO CORP COM W/RTS EXP 1/29/200		2012-06-28	2014-01-16
75 MEADWESTVACO CORP COM W/RTS EXP 1/29/200		2012-06-05	2014-01-28
30 METHODE ELECTRS INC CL A W/RIGHTS ATTACHED EXP 6/30/2010		2014-05-29	2014-09-15
10 MICROS SYS INC COM		2014-05-29	2014-06-17
10 MICROS SYS INC COM		2012-10-18	2014-06-17

Form 990PF Part IV - Capital Gains and Losses for Tax on Investment Income - Columns e - h

(e) Gross sales price	(f) Depreciation allowed (or allowable)	(g) Cost or other basis plus expense of sale	(h) Gain or (loss) (e) plus (f) minus (g)
2,895		2,996	-101
5,330		5,415	-85
11,132		10,713	419
2,186		1,684	502
1,401		1,120	281
1,321		971	350
2,691		2,026	665
1,204		934	270
670		537	133
670		492	178

Form 990PF Part IV - Capital Gains and Losses for Tax on Investment Income - Columns i - l

Complete only for assets showing gain in column (h) and owned by the foundation on 12/31/69			(l) Gains (Col (h) gain minus col (k), but not less than -0-) or Losses (from col (h))
(i) F M V as of 12/31/69	(j) Adjusted basis as of 12/31/69	(k) Excess of col (i) over col (j), if any	
			-101
			-85
			419
			502
			281
			350
			665
			270
			133
			178

Form 990PF Part IV - Capital Gains and Losses for Tax on Investment Income - Columns a - d

(a) List and describe the kind(s) of property sold (e g , real estate, 2-story brick warehouse, or common stock, 200 shs MLC Co )	(b) How acquired P—Purchase D—Donation	(c) Date acquired (mo , day, yr )	(d) Date sold (mo , day, yr )
50 MICROSYS INC COM		2012-11-13	2014-07-23
184 MICROSOFT CORP COM		2012-10-17	2014-01-24
290 MICROSOFT CORP COM		2012-12-27	2014-02-04
10 MICROCHIP TECHNOLOGY INC COM W/RTS ATTACHED EXP 02/13/2005		2013-11-04	2014-03-21
40 MICROCHIP TECHNOLOGY INC COM W/RTS ATTACHED EXP 02/13/2005		2014-05-02	2014-07-15
3 MICROCHIP TECHNOLOGY INC COM W/RTS ATTACHED EXP 02/13/2005		2013-11-04	2014-07-25
17 MICROCHIP TECHNOLOGY INC COM W/RTS ATTACHED EXP 02/13/2005		2012-11-01	2014-07-25
15 MIDDLEBY CORP		2010-10-28	2014-12-23
90 MIX TELEMATICS LTD-SP ADR		2013-08-29	2014-10-10
40 MOBILE MINI INC COM W/RIGHTS ATTACHED EX		2012-10-15	2014-05-06

Form 990PF Part IV - Capital Gains and Losses for Tax on Investment Income - Columns e - h

(e) Gross sales price	(f) Depreciation allowed (or allowable)	(g) Cost or other basis plus expense of sale	(h) Gain or (loss) (e) plus (f) minus (g)
3,385		1,539	1,846
6,722		5,414	1,308
10,578		8,070	2,508
478		183	295
1,946		1,845	101
138		127	11
781		546	235
1,481		370	1,111
802		1,390	-588
1,741		712	1,029

Form 990PF Part IV - Capital Gains and Losses for Tax on Investment Income - Columns i - l

Complete only for assets showing gain in column (h) and owned by the foundation on 12/31/69			(l) Gains (Col (h) gain minus col (k), but not less than -0-) or Losses (from col (h))
(i) F M V as of 12/31/69	(j) Adjusted basis as of 12/31/69	(k) Excess of col (i) over col (j), if any	
			1,846
			1,308
			2,508
			295
			101
			11
			235
			1,111
			-588
			1,029

Form 990PF Part IV - Capital Gains and Losses for Tax on Investment Income - Columns a - d

(a) List and describe the kind(s) of property sold (e g , real estate, 2-story brick warehouse, or common stock, 200 shs MLC Co )	(b) How acquired P—Purchase D—Donation	(c) Date acquired (mo , day, yr )	(d) Date sold (mo , day, yr )
21 MOHAWK INDS INC COM		2014-02-06	2014-02-21
18 MOHAWK INDS INC COM		2014-07-02	2014-10-24
7 MOHAWK INDS INC COM		2014-07-02	2014-12-08
4 MOHAWK INDS INC COM		2014-07-02	2014-12-17
8 MOHAWK INDS INC COM		2013-11-01	2014-12-17
20 MONRO MUFFLER BRAKE INC COM		2013-02-11	2014-10-20
165 NIC INC		2010-02-02	2014-07-01
110 NMI HOLDINGS INC		2013-11-18	2014-06-27
100 NMI HOLDINGS INC		2013-11-08	2014-06-30
250 NMI HOLDINGS INC		2014-04-04	2014-07-01

Form 990PF Part IV - Capital Gains and Losses for Tax on Investment Income - Columns e - h

(e) Gross sales price	(f) Depreciation allowed (or allowable)	(g) Cost or other basis plus expense of sale	(h) Gain or (loss) (e) plus (f) minus (g)
3,044		2,945	99
2,421		2,555	-134
1,099		969	130
599		554	45
1,198		1,084	114
1,019		770	249
2,643		1,324	1,319
1,213		1,557	-344
1,059		1,401	-342
2,570		3,173	-603

Form 990PF Part IV - Capital Gains and Losses for Tax on Investment Income - Columns i - l

Complete only for assets showing gain in column (h) and owned by the foundation on 12/31/69			(l) Gains (Col (h) gain minus col (k), but not less than -0-) or Losses (from col (h))
(i) F M V as of 12/31/69	(j) Adjusted basis as of 12/31/69	(k) Excess of col (i) over col (j), if any	
			99
			-134
			130
			45
			114
			249
			1,319
			-344
			-342
			-603

Form 990PF Part IV - Capital Gains and Losses for Tax on Investment Income - Columns a - d

(a) List and describe the kind(s) of property sold (e g , real estate, 2-story brick warehouse, or common stock, 200 shs MLC Co )	(b) How acquired P—Purchase D—Donation	(c) Date acquired (mo , day, yr )	(d) Date sold (mo , day, yr )
22 NASDAQ STOCK MARKET INC COM		2014-10-06	2014-10-24
10 NELNET INC		2012-11-20	2014-03-07
10 NELNET INC		2012-11-20	2014-10-30
20 NELNET INC		2012-11-20	2014-11-11
40 NEWELL RUBBERMAID INC COM		2014-04-01	2014-07-15
30 NEWELL RUBBERMAID INC COM		2011-06-24	2014-07-25
20 NEWELL RUBBERMAID INC COM		2014-03-18	2014-07-25
70 NEWELL RUBBERMAID INC COM		2011-06-24	2014-09-24
10 NEXSTAR BROADCASTING GROUP INC		2013-12-30	2014-05-23
20 NEXSTAR BROADCASTING GROUP INC		2013-12-30	2014-05-29

Form 990PF Part IV - Capital Gains and Losses for Tax on Investment Income - Columns e - h

(e) Gross sales price	(f) Depreciation allowed (or allowable)	(g) Cost or other basis plus expense of sale	(h) Gain or (loss) (e) plus (f) minus (g)
892		936	-44
437		273	164
461		273	188
943		545	398
1,261		1,203	58
943		471	472
629		600	29
2,428		1,098	1,330
448		555	-107
920		1,106	-186

Form 990PF Part IV - Capital Gains and Losses for Tax on Investment Income - Columns i - l

Complete only for assets showing gain in column (h) and owned by the foundation on 12/31/69			(l) Gains (Col (h) gain minus col (k), but not less than -0-) or Losses (from col (h))
(i) F M V as of 12/31/69	(j) Adjusted basis as of 12/31/69	(k) Excess of col (i) over col (j), if any	
			-44
			164
			188
			398
			58
			472
			29
			1,330
			-107
			-186

Form 990PF Part IV - Capital Gains and Losses for Tax on Investment Income - Columns a - d

(a) List and describe the kind(s) of property sold (e g , real estate, 2-story brick warehouse, or common stock, 200 shs MLC Co )	(b) How acquired P—Purchase D—Donation	(c) Date acquired (mo , day, yr )	(d) Date sold (mo , day, yr )
20 NEXSTAR BROADCASTING GROUP INC		2013-12-23	2014-05-30
20 NEXSTAR BROADCASTING GROUP INC		2014-01-15	2014-06-05
20 NEXSTAR BROADCASTING GROUP INC		2014-03-05	2014-06-13
20 NEXSTAR BROADCASTING GROUP INC		2014-03-06	2014-06-17
10 NEXSTAR BROADCASTING GROUP INC		2014-03-31	2014-06-20
50 NICE SYSTEMS LTD SPONSORED ADR		2010-02-02	2014-05-08
10 NISOURCE INC COM		2012-01-18	2014-03-20
50 NISOURCE INC COM		2013-12-17	2014-03-20
135 NOKIAN TYRES OYJ-UNSPON ADR		2012-03-08	2014-03-12
317 NOKIAN TYRES OYJ-UNSPON ADR		2012-06-27	2014-03-13

Form 990PF Part IV - Capital Gains and Losses for Tax on Investment Income - Columns e - h

(e) Gross sales price	(f) Depreciation allowed (or allowable)	(g) Cost or other basis plus expense of sale	(h) Gain or (loss) (e) plus (f) minus (g)
924		1,052	-128
933		986	-53
895		880	15
903		842	61
436		370	66
1,978		1,527	451
348		234	114
1,738		1,558	180
2,715		3,049	-334
6,268		6,399	-131

Form 990PF Part IV - Capital Gains and Losses for Tax on Investment Income - Columns i - l

Complete only for assets showing gain in column (h) and owned by the foundation on 12/31/69			(l) Gains (Col (h) gain minus col (k), but not less than -0-) or Losses (from col (h))
(i) F M V as of 12/31/69	(j) Adjusted basis as of 12/31/69	(k) Excess of col (i) over col (j), if any	
			-128
			-53
			15
			61
			66
			451
			114
			180
			-334
			-131

Form 990PF Part IV - Capital Gains and Losses for Tax on Investment Income - Columns a - d

(a) List and describe the kind(s) of property sold (e g , real estate, 2-story brick warehouse, or common stock, 200 shs MLC Co )	(b) How acquired P—Purchase D—Donation	(c) Date acquired (mo , day, yr )	(d) Date sold (mo , day, yr )
30 NORTHEAST UTILS COM W/RTS ATTACHED EXP 2/23/2009		2013-12-17	2014-03-20
10 NORTHEAST UTILS COM W/RTS ATTACHED EXP 2/23/2009		2013-12-17	2014-04-15
30 NORTHEAST UTILS COM W/RTS ATTACHED EXP 2/23/2009		2012-10-04	2014-04-15
65 NORTHEAST UTILS COM W/RTS ATTACHED EXP 2/23/2009		2012-06-05	2014-11-12
280 NORTHERN TR CORP COM		2013-04-08	2014-11-24
63 OCCIDENTAL PETE CORP COM		2013-07-17	2014-09-25
163 OCCIDENTAL PETE CORP COM		2013-09-04	2014-10-17
2 OCEANEERING INTL INC COMMON		2012-12-21	2014-04-22
50 OCEANEERING INTL INC COMMON		2014-01-31	2014-04-22
3589 744 PIMCO FDS PAC INVT MGMT SER HIGH YLD FD INSTL CL		2013-05-06	2014-05-28

Form 990PF Part IV - Capital Gains and Losses for Tax on Investment Income - Columns e - h

(e) Gross sales price	(f) Depreciation allowed (or allowable)	(g) Cost or other basis plus expense of sale	(h) Gain or (loss) (e) plus (f) minus (g)
1,317		1,249	68
461		416	45
1,383		1,157	226
3,205		2,361	844
18,973		15,072	3,901
6,105		5,661	444
14,400		13,910	490
146		107	39
3,644		3,821	-177
35,000		32,915	2,085

Form 990PF Part IV - Capital Gains and Losses for Tax on Investment Income - Columns i - l

Complete only for assets showing gain in column (h) and owned by the foundation on 12/31/69			(l) Gains (Col (h) gain minus col (k), but not less than -0-) or Losses (from col (h))
(i) F M V as of 12/31/69	(j) Adjusted basis as of 12/31/69	(k) Excess of col (i) over col (j), if any	
			68
			45
			226
			844
			3,901
			444
			490
			39
			-177
			2,085



Form 990PF Part IV - Capital Gains and Losses for Tax on Investment Income - Columns a - d

(a) List and describe the kind(s) of property sold (e g , real estate, 2-story brick warehouse, or common stock, 200 shs MLC Co )	(b) How acquired P—Purchase D—Donation	(c) Date acquired (mo , day, yr )	(d) Date sold (mo , day, yr )
20 PVH CORP		2013-09-24	2014-01-08
35 PVH CORP		2014-04-10	2014-12-02
6 PACWEST BANCORP		2012-11-20	2014-04-21
15 PALL CORP COM		2014-08-11	2014-11-10
15 PALL CORP COM		2014-08-11	2014-11-12
15 PALL CORP COM		2013-08-07	2014-11-20
5 PALL CORP COM		2014-08-07	2014-11-20
326 PETROLEO BRASILEIRO SA PETROBRAS ADR		2012-10-03	2014-01-13
30 PIER 1 IMPORTS INC COM W/RTS ATTACHED		2013-08-29	2014-06-19
120 PIER 1 IMPORTS INC COM W/RTS ATTACHED		2013-06-11	2014-06-19

Form 990PF Part IV - Capital Gains and Losses for Tax on Investment Income - Columns e - h

(e) Gross sales price	(f) Depreciation allowed (or allowable)	(g) Cost or other basis plus expense of sale	(h) Gain or (loss) (e) plus (f) minus (g)
2,662		2,427	235
4,279		4,379	-100
25		17	8
1,417		1,205	212
1,402		1,181	221
1,418		1,070	348
473		387	86
4,106		7,502	-3,396
476		667	-191
1,903		2,848	-945

Form 990PF Part IV - Capital Gains and Losses for Tax on Investment Income - Columns i - l

Complete only for assets showing gain in column (h) and owned by the foundation on 12/31/69			(l) Gains (Col (h) gain minus col (k), but not less than -0-) or Losses (from col (h))
(i) F M V as of 12/31/69	(j) Adjusted basis as of 12/31/69	(k) Excess of col (i) over col (j), if any	
			235
			-100
			8
			212
			221
			348
			86
			-3,396
			-191
			-945

Form 990PF Part IV - Capital Gains and Losses for Tax on Investment Income - Columns a - d

(a) List and describe the kind(s) of property sold (e g , real estate, 2-story brick warehouse, or common stock, 200 shs MLC Co )	(b) How acquired P—Purchase D—Donation	(c) Date acquired (mo , day, yr )	(d) Date sold (mo , day, yr )
7253 385 PIMCO EMERGING MKTS CURR-IN #1872		2013-03-06	2014-05-28
20549 627 PIMCO EMERGING MKTS CURR-IN #1872		2010-01-27	2014-11-26
20 PINNACLE FOODS INC		2013-03-28	2014-05-12
10 PINNACLE FOODS INC		2013-03-28	2014-05-15
20 PINNACLE FOODS INC		2013-03-28	2014-05-16
10 PINNACLE FOODS INC		2013-03-28	2014-05-19
100 POLYONE CORP-COM		2012-08-20	2014-04-29
58 POLYPORE INTERNATIONAL INC		2010-02-02	2014-07-28
7 POLYPORE INTERNATIONAL INC		2010-02-02	2014-07-29
220 POTASH CORP SASK INC COM W/RTS ATTACHED		2013-07-30	2014-11-07

Form 990PF Part IV - Capital Gains and Losses for Tax on Investment Income - Columns e - h

(e) Gross sales price	(f) Depreciation allowed (or allowable)	(g) Cost or other basis plus expense of sale	(h) Gain or (loss) (e) plus (f) minus (g)
75,000		73,435	1,565
200,153		204,362	-4,209
696		450	246
334		225	109
680		450	230
343		225	118
3,807		1,616	2,191
2,571		786	1,785
309		95	214
7,240		6,727	513

Form 990PF Part IV - Capital Gains and Losses for Tax on Investment Income - Columns i - l

Complete only for assets showing gain in column (h) and owned by the foundation on 12/31/69			(l) Gains (Col (h) gain minus col (k), but not less than -0-) or Losses (from col (h))
(i) F M V as of 12/31/69	(j) Adjusted basis as of 12/31/69	(k) Excess of col (i) over col (j), if any	
			1,565
			-4,209
			246
			109
			230
			118
			2,191
			1,785
			214
			513

Form 990PF Part IV - Capital Gains and Losses for Tax on Investment Income - Columns a - d

(a) List and describe the kind(s) of property sold (e g , real estate, 2-story brick warehouse, or common stock, 200 shs MLC Co )	(b) How acquired P—Purchase D—Donation	(c) Date acquired (mo , day, yr )	(d) Date sold (mo , day, yr )
19 PRECISION CASTPARTS CORP COM W/RIGHTS ATTACHED EXPIRING		2014-08-20	2014-10-22
125 PRECISION CASTPARTS CORP COM W/RIGHTS ATTACHED EXPIRING		2013-10-16	2014-10-22
20 PREMIERE GLOBAL SVCS INC		2013-06-26	2014-11-05
50 PREMIERE GLOBAL SVCS INC		2013-08-07	2014-11-07
20 PREMIERE GLOBAL SVCS INC		2013-08-07	2014-11-10
20 PREMIERE GLOBAL SVCS INC		2013-08-15	2014-11-11
40 PREMIERE GLOBAL SVCS INC		2013-08-16	2014-11-13
32 T ROWE PRICE GRP INC COM		2011-03-18	2014-08-13
10 PROGRESS SOFTWARE CORPORATION COMMON		2014-01-29	2014-12-24
60 QEP RESOURCES INC		2013-11-14	2014-05-09

Form 990PF Part IV - Capital Gains and Losses for Tax on Investment Income - Columns e - h

(e) Gross sales price	(f) Depreciation allowed (or allowable)	(g) Cost or other basis plus expense of sale	(h) Gain or (loss) (e) plus (f) minus (g)
4,384		4,629	-245
28,839		29,103	-264
211		235	-24
522		569	-47
211		217	-6
213		215	-2
432		426	6
2,515		2,038	477
275		240	35
1,861		2,008	-147

Form 990PF Part IV - Capital Gains and Losses for Tax on Investment Income - Columns i - l

Complete only for assets showing gain in column (h) and owned by the foundation on 12/31/69			(l) Gains (Col (h) gain minus col (k), but not less than -0-) or Losses (from col (h))
(i) F M V as of 12/31/69	(j) Adjusted basis as of 12/31/69	(k) Excess of col (i) over col (j), if any	
			-245
			-264
			-24
			-47
			-6
			-2
			6
			477
			35
			-147

Form 990PF Part IV - Capital Gains and Losses for Tax on Investment Income - Columns a - d

(a) List and describe the kind(s) of property sold (e g , real estate, 2-story brick warehouse, or common stock, 200 shs MLC Co )	(b) How acquired P—Purchase D—Donation	(c) Date acquired (mo , day, yr )	(d) Date sold (mo , day, yr )
10 QEP RESOURCES INC		2013-11-05	2014-06-25
33 QEP RESOURCES INC		2013-11-05	2014-06-27
100 QEP RESOURCES INC		2013-11-15	2014-08-25
40 QEP RESOURCES INC		2013-11-13	2014-09-04
50 QEP RESOURCES INC		2014-01-24	2014-09-10
77 QEP RESOURCES INC		2014-01-24	2014-09-11
33 QUALCOMM INC COM W/RTS ATTACHED		2009-10-16	2014-04-15
194 QUALCOMM INC COM W/RTS ATTACHED		2014-01-27	2014-09-05
343 QUALCOMM INC COM W/RTS ATTACHED		2006-08-18	2014-09-05
15 QUALCOMM INC COM W/RTS ATTACHED		2014-08-26	2014-10-23

Form 990PF Part IV - Capital Gains and Losses for Tax on Investment Income - Columns e - h

(e) Gross sales price	(f) Depreciation allowed (or allowable)	(g) Cost or other basis plus expense of sale	(h) Gain or (loss) (e) plus (f) minus (g)
334		334	
1,124		1,101	23
3,463		3,317	146
1,357		1,313	44
1,616		1,589	27
2,473		2,369	104
2,629		1,382	1,247
14,563		14,245	318
25,749		12,420	13,329
1,128		1,155	-27

Form 990PF Part IV - Capital Gains and Losses for Tax on Investment Income - Columns i - l

Complete only for assets showing gain in column (h) and owned by the foundation on 12/31/69			(l) Gains (Col (h) gain minus col (k), but not less than -0-) or Losses (from col (h))
(i) F M V as of 12/31/69	(j) Adjusted basis as of 12/31/69	(k) Excess of col (i) over col (j), if any	
			23
			146
			44
			27
			104
			1,247
			318
			13,329
			-27

Form 990PF Part IV - Capital Gains and Losses for Tax on Investment Income - Columns a - d

(a) List and describe the kind(s) of property sold (e g , real estate, 2-story brick warehouse, or common stock, 200 shs MLC Co )	(b) How acquired P—Purchase D—Donation	(c) Date acquired (mo , day, yr )	(d) Date sold (mo , day, yr )
93 QUALCOMM INC COM W/RTS ATTACHED		2009-10-21	2014-10-23
250 QUALCOMM INC COM W/RTS ATTACHED		2013-05-10	2014-10-31
90 QUESTAR CORP COM W/RTS EXP 03/25/2006		2013-10-25	2014-04-15
60 QUESTAR CORP COM W/RTS EXP 03/25/2006		2013-10-25	2014-08-26
60 QUESTAR CORP COM W/RTS EXP 03/25/2006		2013-10-25	2014-11-12
70 QUESTAR CORP COM W/RTS EXP 03/25/2006		2013-12-23	2014-11-14
50 QUESTAR CORP COM W/RTS EXP 03/25/2006		2013-10-25	2014-11-14
90 QUESTAR CORP COM W/RTS EXP 03/25/2006		2013-12-17	2014-11-18
30 QUESTAR CORP COM W/RTS EXP 03/25/2006		2013-11-15	2014-11-18
30 RAYMOND JAMES FINL INC COM		2013-04-17	2014-01-08

Form 990PF Part IV - Capital Gains and Losses for Tax on Investment Income - Columns e - h

(e) Gross sales price	(f) Depreciation allowed (or allowable)	(g) Cost or other basis plus expense of sale	(h) Gain or (loss) (e) plus (f) minus (g)
6,992		3,893	3,099
19,571		16,136	3,435
2,064		2,104	-40
1,384		1,403	-19
1,428		1,403	25
1,637		1,608	29
1,169		1,169	
2,103		2,046	57
701		687	14
1,578		1,331	247

Form 990PF Part IV - Capital Gains and Losses for Tax on Investment Income - Columns i - l

Complete only for assets showing gain in column (h) and owned by the foundation on 12/31/69			(l) Gains (Col (h) gain minus col (k), but not less than -0-) or Losses (from col (h))
(i) F M V as of 12/31/69	(j) Adjusted basis as of 12/31/69	(k) Excess of col (i) over col (j), if any	
			3,099
			3,435
			-40
			-19
			25
			29
			57
			14
			247

Form 990PF Part IV - Capital Gains and Losses for Tax on Investment Income - Columns a - d

(a) List and describe the kind(s) of property sold (e g , real estate, 2-story brick warehouse, or common stock, 200 shs MLC Co )	(b) How acquired P—Purchase D—Donation	(c) Date acquired (mo , day, yr )	(d) Date sold (mo , day, yr )
20 RAYMOND JAMES FINL INC COM		2013-01-24	2014-01-13
110 RAYMOND JAMES FINL INC COM		2013-05-06	2014-07-25
10 REGIONAL MANAGEMENT CORP		2013-10-17	2014-10-31
40 REGIONAL MANAGEMENT CORP		2013-10-17	2014-10-31
50 REGIONAL MANAGEMENT CORP		2013-09-20	2014-11-05
10 REGIONAL MANAGEMENT CORP		2014-03-12	2014-11-05
100 REGIONAL MANAGEMENT CORP		2014-03-31	2014-11-21
60 REPLIGEN CORP		2013-07-25	2014-03-05
20 REPLIGEN CORP		2013-07-25	2014-06-04
50 ROCKWELL INTL CORP NEW COM		2013-08-02	2014-03-31

Form 990PF Part IV - Capital Gains and Losses for Tax on Investment Income - Columns e - h

(e) Gross sales price	(f) Depreciation allowed (or allowable)	(g) Cost or other basis plus expense of sale	(h) Gain or (loss) (e) plus (f) minus (g)
1,059		875	184
5,584		4,646	938
130		332	-202
499		1,257	-758
612		1,415	-803
122		277	-155
1,301		2,655	-1,354
899		585	314
400		195	205
6,237		4,974	1,263

Form 990PF Part IV - Capital Gains and Losses for Tax on Investment Income - Columns i - l

Complete only for assets showing gain in column (h) and owned by the foundation on 12/31/69			(l) Gains (Col (h) gain minus col (k), but not less than -0-) or Losses (from col (h))
(i) F M V as of 12/31/69	(j) Adjusted basis as of 12/31/69	(k) Excess of col (i) over col (j), if any	
			184
			938
			-202
			-758
			-803
			-155
			-1,354
			314
			205
			1,263

Form 990PF Part IV - Capital Gains and Losses for Tax on Investment Income - Columns a - d

(a) List and describe the kind(s) of property sold (e g , real estate, 2-story brick warehouse, or common stock, 200 shs MLC Co )	(b) How acquired P—Purchase D—Donation	(c) Date acquired (mo , day, yr )	(d) Date sold (mo , day, yr )
33 ROSS STORES INC COM		2013-08-23	2014-12-04
95 SAFEWAY INC COM NEW		2014-02-12	2014-02-21
80 SAFEWAY INC COM NEW		2014-01-22	2014-03-21
234 SAFEWAY INC COM NEW		2014-02-06	2014-04-10
101 SAP AG SPONSORED ADR		2012-05-03	2014-05-14
305 SAPIENT CORP COM		2010-02-02	2014-11-03
32 SCHLUMBERGER LTD COM		2013-09-04	2014-05-13
96 SCHLUMBERGER LTD COM		2013-04-23	2014-05-13
225 SERVICESOURCE INTERNATIONAL LL		2013-07-15	2014-05-02
10 SIX FLAGS ENTERTAINMENT CORP		2012-11-20	2014-02-26

Form 990PF Part IV - Capital Gains and Losses for Tax on Investment Income - Columns e - h

(e) Gross sales price	(f) Depreciation allowed (or allowable)	(g) Cost or other basis plus expense of sale	(h) Gain or (loss) (e) plus (f) minus (g)
3,008		2,295	713
3,520		3,055	465
3,040		2,539	501
8,874		7,262	1,612
7,759		5,837	1,922
7,503		2,374	5,129
3,195		2,656	539
9,585		6,667	2,918
935		2,551	-1,616
402		284	118

Form 990PF Part IV - Capital Gains and Losses for Tax on Investment Income - Columns i - l

Complete only for assets showing gain in column (h) and owned by the foundation on 12/31/69			(l) Gains (Col (h) gain minus col (k), but not less than -0-) or Losses (from col (h))
(i) F M V as of 12/31/69	(j) Adjusted basis as of 12/31/69	(k) Excess of col (i) over col (j), if any	
			713
			465
			501
			1,612
			1,922
			5,129
			539
			2,918
			-1,616
			118

Form 990PF Part IV - Capital Gains and Losses for Tax on Investment Income - Columns a - d

(a) List and describe the kind(s) of property sold (e g , real estate, 2-story brick warehouse, or common stock, 200 shs MLC Co )	(b) How acquired P—Purchase D—Donation	(c) Date acquired (mo , day, yr )	(d) Date sold (mo , day, yr )
20 SKYWORKS SOLUTIONS INC COM		2013-03-19	2014-01-16
10 SKYWORKS SOLUTIONS INC COM		2012-11-20	2014-01-16
30 SKYWORKS SOLUTIONS INC COM		2012-11-20	2014-02-24
53 SKYWORKS SOLUTIONS INC COM		2013-01-04	2014-03-13
20 SKYWORKS SOLUTIONS INC COM		2013-02-26	2014-05-01
20 SKYWORKS SOLUTIONS INC COM		2013-02-26	2014-05-08
20 SKYWORKS SOLUTIONS INC COM		2012-12-24	2014-06-04
20 SKYWORKS SOLUTIONS INC COM		2012-12-21	2014-06-11
16 SKYWORKS SOLUTIONS INC COM		2012-12-21	2014-06-30
55 SPECTRANETICS CORP COM W/RTS EXP 05/24/2006		2012-08-09	2014-03-12

Form 990PF Part IV - Capital Gains and Losses for Tax on Investment Income - Columns e - h

(e) Gross sales price	(f) Depreciation allowed (or allowable)	(g) Cost or other basis plus expense of sale	(h) Gain or (loss) (e) plus (f) minus (g)
570		429	141
285		210	75
1,012		630	382
1,971		1,110	861
828		416	412
838		407	431
922		405	517
962		400	562
744		320	424
1,649		597	1,052

Form 990PF Part IV - Capital Gains and Losses for Tax on Investment Income - Columns i - l

Complete only for assets showing gain in column (h) and owned by the foundation on 12/31/69			(l) Gains (Col (h) gain minus col (k), but not less than -0-) or Losses (from col (h))
(i) F M V as of 12/31/69	(j) Adjusted basis as of 12/31/69	(k) Excess of col (i) over col (j), if any	
			141
			75
			382
			861
			412
			431
			517
			562
			424
			1,052



Form 990PF Part IV - Capital Gains and Losses for Tax on Investment Income - Columns a - d

(a) List and describe the kind(s) of property sold (e g , real estate, 2-story brick warehouse, or common stock, 200 shs MLC Co )	(b) How acquired P—Purchase D—Donation	(c) Date acquired (mo , day, yr )	(d) Date sold (mo , day, yr )
45 STAAR SURGICAL CO COM NEW PAR		2014-04-30	2014-10-14
6 STARWOOD WAYPOINT RESIDENTIAL TR		2014-02-03	2014-02-18
5 STARWOOD HOTELS & RESORTS WORLDWIDE		2014-02-06	2014-04-04
32 STARWOOD HOTELS & RESORTS WORLDWIDE		2012-12-13	2014-04-04
38 STARWOOD HOTELS & RESORTS WORLDWIDE		2012-07-09	2014-04-11
20 STATE STR CORP COM		2013-12-31	2014-03-03
5 STATE STR CORP COM		2012-11-21	2014-03-03
38 STATE STR CORP COM		2014-07-25	2014-09-16
16 STATE STR CORP COM		2012-12-13	2014-09-16
20 STATE STR CORP COM		2012-12-13	2014-10-10

Form 990PF Part IV - Capital Gains and Losses for Tax on Investment Income - Columns e - h

(e) Gross sales price	(f) Depreciation allowed (or allowable)	(g) Cost or other basis plus expense of sale	(h) Gain or (loss) (e) plus (f) minus (g)
500		819	-319
17		17	
398		375	23
2,545		1,721	824
2,864		1,942	922
1,301		1,457	-156
325		227	98
2,832		2,659	173
1,193		727	466
1,371		907	464

Form 990PF Part IV - Capital Gains and Losses for Tax on Investment Income - Columns i - l

Complete only for assets showing gain in column (h) and owned by the foundation on 12/31/69			(l) Gains (Col (h) gain minus col (k), but not less than -0-) or Losses (from col (h))
(i) F M V as of 12/31/69	(j) Adjusted basis as of 12/31/69	(k) Excess of col (i) over col (j), if any	
			-319
			23
			824
			922
			-156
			98
			173
			466
			464

Form 990PF Part IV - Capital Gains and Losses for Tax on Investment Income - Columns a - d

(a) List and describe the kind(s) of property sold (e g , real estate, 2-story brick warehouse, or common stock, 200 shs MLC Co )	(b) How acquired P—Purchase D—Donation	(c) Date acquired (mo , day, yr )	(d) Date sold (mo , day, yr )
27 STATE STR CORP COM		2012-12-10	2014-11-12
38 STATE STR CORP COM		2011-12-19	2014-12-16
114 STATE STR CORP COM		2011-10-26	2014-12-17
30 SUNTRUST BKS INC COM		2013-12-14	2014-03-27
33 SUNTRUST BKS INC COM		2013-12-14	2014-03-28
20 SYNAPTICS INC		2014-04-28	2014-06-17
10 SYNAPTICS INC		2014-04-28	2014-08-05
10 SYNAPTICS INC		2014-04-28	2014-09-02
30 SYNOPSYS INC COM		2013-02-07	2014-02-19
20 SYNOPSYS INC COM		2013-04-17	2014-03-25

Form 990PF Part IV - Capital Gains and Losses for Tax on Investment Income - Columns e - h

(e) Gross sales price	(f) Depreciation allowed (or allowable)	(g) Cost or other basis plus expense of sale	(h) Gain or (loss) (e) plus (f) minus (g)
2,085		1,176	909
2,867		1,480	1,387
8,617		4,396	4,221
1,168		1,121	47
1,293		1,207	86
1,796		1,271	525
800		620	180
870		620	250
1,225		1,036	189
779		681	98

Form 990PF Part IV - Capital Gains and Losses for Tax on Investment Income - Columns i - l

Complete only for assets showing gain in column (h) and owned by the foundation on 12/31/69			(l) Gains (Col (h) gain minus col (k), but not less than -0-) or Losses (from col (h))
(i) F M V as of 12/31/69	(j) Adjusted basis as of 12/31/69	(k) Excess of col (i) over col (j), if any	
			909
			1,387
			4,221
			47
			86
			525
			180
			250
			189
			98

Form 990PF Part IV - Capital Gains and Losses for Tax on Investment Income - Columns a - d

(a) List and describe the kind(s) of property sold (e g , real estate, 2-story brick warehouse, or common stock, 200 shs MLC Co )	(b) How acquired P—Purchase D—Donation	(c) Date acquired (mo , day, yr )	(d) Date sold (mo , day, yr )
20 SYNOPSYS INC COM		2013-02-15	2014-03-25
69 SYNOPSYS INC COM		2013-01-30	2014-04-25
71 SYNOPSYS INC COM		2013-01-24	2014-05-07
230 TARGET CORP COM		2012-06-25	2014-05-09
45 TAUBMAN CTRS INC COM		2013-08-29	2014-01-22
85 TAUBMAN CTRS INC COM		2013-12-17	2014-01-24
10 TELEDYNE TECHNOLOGIES INC COM		2012-11-20	2014-02-26
10 TELEDYNE TECHNOLOGIES INC COM		2012-11-20	2014-02-27
10 TELEDYNE TECHNOLOGIES INC COM		2012-11-20	2014-11-06
25 TERADATA CORP		2013-03-06	2014-01-16

Form 990PF Part IV - Capital Gains and Losses for Tax on Investment Income - Columns e - h

(e) Gross sales price	(f) Depreciation allowed (or allowable)	(g) Cost or other basis plus expense of sale	(h) Gain or (loss) (e) plus (f) minus (g)
779		680	99
2,578		2,302	276
2,603		2,334	269
13,507		13,151	356
2,987		3,080	-93
5,531		5,711	-180
967		624	343
966		624	342
1,050		624	426
1,174		1,577	-403

Form 990PF Part IV - Capital Gains and Losses for Tax on Investment Income - Columns i - l

Complete only for assets showing gain in column (h) and owned by the foundation on 12/31/69			(l) Gains (Col (h) gain minus col (k), but not less than -0-) or Losses (from col (h))
(i) F M V as of 12/31/69	(j) Adjusted basis as of 12/31/69	(k) Excess of col (i) over col (j), if any	
			99
			276
			269
			356
			-93
			-180
			343
			342
			426
			-403

Form 990PF Part IV - Capital Gains and Losses for Tax on Investment Income - Columns a - d

(a) List and describe the kind(s) of property sold (e g , real estate, 2-story brick warehouse, or common stock, 200 shs MLC Co )	(b) How acquired P—Purchase D—Donation	(c) Date acquired (mo , day, yr )	(d) Date sold (mo , day, yr )
40 TERADATA CORP		2013-08-28	2014-02-19
150 TERADATA CORP		2013-05-08	2014-05-09
165 TERADATA CORP		2013-11-01	2014-05-09
473 TESCO PLC SPONSORED ADR		2011-11-04	2014-08-06
42 3D SYSTEMS CORPORATION		2011-07-13	2014-10-23
5 TIMKENSTEEL CORP		2013-12-26	2014-07-11
82 TIMKENSTEEL CORP		2014-01-24	2014-09-02
50 TRACTOR SUPPLY CO COM		2010-02-02	2014-08-07
139 TRIANGLE PETROLEUM CORP		2013-08-09	2014-12-05
170 TRIANGLE PETROLEUM CORP		2013-08-09	2014-12-08

Form 990PF Part IV - Capital Gains and Losses for Tax on Investment Income - Columns e - h

(e) Gross sales price	(f) Depreciation allowed (or allowable)	(g) Cost or other basis plus expense of sale	(h) Gain or (loss) (e) plus (f) minus (g)
1,779		2,357	-578
5,979		8,098	-2,119
6,577		7,727	-1,150
5,840		8,922	-3,082
1,570		656	914
22		16	6
3,932		2,595	1,337
3,042		660	2,382
509		961	-452
569		1,104	-535

Form 990PF Part IV - Capital Gains and Losses for Tax on Investment Income - Columns i - l

Complete only for assets showing gain in column (h) and owned by the foundation on 12/31/69			(l) Gains (Col (h) gain minus col (k), but not less than -0-) or Losses (from col (h))
(i) F M V as of 12/31/69	(j) Adjusted basis as of 12/31/69	(k) Excess of col (i) over col (j), if any	
			-578
			-2,119
			-1,150
			-3,082
			914
			6
			1,337
			2,382
			-452
			-535

Form 990PF Part IV - Capital Gains and Losses for Tax on Investment Income - Columns a - d

(a) List and describe the kind(s) of property sold (e g , real estate, 2-story brick warehouse, or common stock, 200 shs MLC Co )	(b) How acquired P—Purchase D—Donation	(c) Date acquired (mo , day, yr )	(d) Date sold (mo , day, yr )
161 TRIANGLE PETROLEUM CORP		2013-08-09	2014-12-09
21 UNION PAC CORP COM		2012-04-20	2014-04-04
22 UNION PAC CORP COM		2012-04-11	2014-04-15
14 UNION PAC CORP COM		2009-05-15	2014-04-25
63 UNION PAC CORP COM		2009-05-15	2014-05-20
997 UNITED FINANCIAL BANCORP INC		2013-11-20	2014-05-05
28 UNITEDHEALTH GRP INC COM		2013-10-31	2014-07-08
80 UNITEDHEALTH GRP INC COM		2012-10-23	2014-07-08
44 UNITEDHEALTH GRP INC COM		2013-10-31	2014-07-08
37 UNITEDHEALTH GRP INC COM		2012-11-07	2014-08-05

Form 990PF Part IV - Capital Gains and Losses for Tax on Investment Income - Columns e - h

(e) Gross sales price	(f) Depreciation allowed (or allowable)	(g) Cost or other basis plus expense of sale	(h) Gain or (loss) (e) plus (f) minus (g)
636		1,045	-409
3,949		2,229	1,720
4,076		1,262	2,814
2,627		652	1,975
12,218		2,933	9,285
14		15	-1
2,292		1,951	341
6,534		4,501	2,033
3,594		3,013	581
2,992		2,075	917

Form 990PF Part IV - Capital Gains and Losses for Tax on Investment Income - Columns i - l

Complete only for assets showing gain in column (h) and owned by the foundation on 12/31/69			(l) Gains (Col (h) gain minus col (k), but not less than -0-) or Losses (from col (h))
(i) F M V as of 12/31/69	(j) Adjusted basis as of 12/31/69	(k) Excess of col (i) over col (j), if any	
			-409
			1,720
			2,814
			1,975
			9,285
			-1
			341
			2,033
			581
			917

Form 990PF Part IV - Capital Gains and Losses for Tax on Investment Income - Columns a - d

(a) List and describe the kind(s) of property sold (e g , real estate, 2-story brick warehouse, or common stock, 200 shs MLC Co )	(b) How acquired P—Purchase D—Donation	(c) Date acquired (mo , day, yr )	(d) Date sold (mo , day, yr )
45 UNITEDHEALTH GRP INC COM		2012-11-07	2014-08-12
55 UNITEDHEALTH GRP INC COM		2013-01-11	2014-09-25
120 UNUMPROVIDENT CORP COM		2014-08-28	2014-11-06
40 UNUMPROVIDENT CORP COM		2014-03-25	2014-11-10
42 UNUMPROVIDENT CORP COM		2014-04-01	2014-12-16
3017 VERITIV CORP		2012-02-10	2014-07-18
4 VERITIV CORP		2012-06-28	2014-07-25
79 VIACOM INC NEW		2014-01-24	2014-05-07
1 VIACOM INC NEW		2012-07-09	2014-05-07
189 VIACOM INC NEW		2012-07-09	2014-07-30

Form 990PF Part IV - Capital Gains and Losses for Tax on Investment Income - Columns e - h

(e) Gross sales price	(f) Depreciation allowed (or allowable)	(g) Cost or other basis plus expense of sale	(h) Gain or (loss) (e) plus (f) minus (g)
3,601		2,450	1,151
4,758		2,926	1,832
3,957		4,317	-360
1,349		1,423	-74
1,373		1,493	-120
12		7	5
150		90	60
6,574		6,482	92
83		48	35
16,037		8,989	7,048

Form 990PF Part IV - Capital Gains and Losses for Tax on Investment Income - Columns i - l

Complete only for assets showing gain in column (h) and owned by the foundation on 12/31/69			(l) Gains (Col (h) gain minus col (k), but not less than -0-) or Losses (from col (h))
(i) F M V as of 12/31/69	(j) Adjusted basis as of 12/31/69	(k) Excess of col (i) over col (j), if any	
			1,151
			1,832
			-360
			-74
			-120
			5
			60
			92
			35
			7,048

Form 990PF Part IV - Capital Gains and Losses for Tax on Investment Income - Columns a - d

(a) List and describe the kind(s) of property sold (e g , real estate, 2-story brick warehouse, or common stock, 200 shs MLC Co )	(b) How acquired P—Purchase D—Donation	(c) Date acquired (mo , day, yr )	(d) Date sold (mo , day, yr )
434 VIACOM INC NEW		2012-01-31	2014-08-20
25 WABCO HOLDINGS INC		2007-12-17	2014-06-03
10 WAGeworks INC		2012-10-04	2014-11-17
20 WAGeworks INC		2014-09-30	2014-11-17
300 WALGREEN CO COM W/RTS ATTACHED EXP 08/21/2006		2012-12-19	2014-08-18
28 WATERS CORP COM		2014-02-25	2014-08-06
34 WATERS CORP COM		2014-01-22	2014-08-11
99 WEYERHAEUSER CO COM		2014-05-13	2014-06-03
100 WEYERHAEUSER CO COM		2013-12-17	2014-06-13
181 WEYERHAEUSER CO COM		2014-03-05	2014-07-03

Form 990PF Part IV - Capital Gains and Losses for Tax on Investment Income - Columns e - h

(e) Gross sales price	(f) Depreciation allowed (or allowable)	(g) Cost or other basis plus expense of sale	(h) Gain or (loss) (e) plus (f) minus (g)
35,312		20,599	14,713
2,700		1,240	1,460
596		184	412
1,192		940	252
18,623		11,280	7,343
2,896		3,058	-162
3,529		3,557	-28
3,078		3,051	27
3,089		3,015	74
5,991		5,433	558

Form 990PF Part IV - Capital Gains and Losses for Tax on Investment Income - Columns i - l

Complete only for assets showing gain in column (h) and owned by the foundation on 12/31/69			(l) Gains (Col (h) gain minus col (k), but not less than -0-) or Losses (from col (h))
(i) F M V as of 12/31/69	(j) Adjusted basis as of 12/31/69	(k) Excess of col (i) over col (j), if any	
			14,713
			1,460
			412
			252
			7,343
			-162
			-28
			27
			74
			558

Form 990PF Part IV - Capital Gains and Losses for Tax on Investment Income - Columns a - d

(a) List and describe the kind(s) of property sold (e g , real estate, 2-story brick warehouse, or common stock, 200 shs MLC Co )	(b) How acquired P—Purchase D—Donation	(c) Date acquired (mo , day, yr )	(d) Date sold (mo , day, yr )
48 WHOLE FOODS MKT INC COM		2014-01-24	2014-11-11
10 WYNN RESORTS LTD		2013-07-12	2014-01-22
22 WYNN RESORTS LTD		2013-07-25	2014-01-28
7 WYNN RESORTS LTD		2013-07-25	2014-01-31
955 XEROX CORP COM W/RTS ATTACHED EXP 4/16/2007		2011-01-26	2014-05-21
45 ZOETIS INC		2013-12-30	2014-06-23
43 ZOETIS INC		2013-06-19	2014-06-23
43 ZOETIS INC		2013-06-19	2014-08-28
40 ZOETIS INC		2013-06-19	2014-09-23
60 ZOETIS INC		2013-07-18	2014-10-08

Form 990PF Part IV - Capital Gains and Losses for Tax on Investment Income - Columns e - h

(e) Gross sales price	(f) Depreciation allowed (or allowable)	(g) Cost or other basis plus expense of sale	(h) Gain or (loss) (e) plus (f) minus (g)
2,267		2,493	-226
2,083		1,311	772
4,325		2,880	1,445
1,518		906	612
11,269		10,387	882
1,462		1,461	1
1,397		1,340	57
1,516		1,340	176
1,446		1,246	200
2,225		1,859	366

Form 990PF Part IV - Capital Gains and Losses for Tax on Investment Income - Columns i - l

Complete only for assets showing gain in column (h) and owned by the foundation on 12/31/69			(l) Gains (Col (h) gain minus col (k), but not less than -0-) or Losses (from col (h))
(i) F M V as of 12/31/69	(j) Adjusted basis as of 12/31/69	(k) Excess of col (i) over col (j), if any	
			-226
			772
			1,445
			612
			882
			1
			57
			176
			200
			366



Form 990PF Part IV - Capital Gains and Losses for Tax on Investment Income - Columns a - d

(a) List and describe the kind(s) of property sold (e g , real estate, 2-story brick warehouse, or common stock, 200 shs MLC Co )	(b) How acquired P—Purchase D—Donation	(c) Date acquired (mo , day, yr )	(d) Date sold (mo , day, yr )
127 AXALTA COATING SYSTEMS LTD		2014-11-14	2014-12-22
33 BUNGE LIMITED COM		2013-02-14	2014-07-11
20 HELEN OF TROY LTD NEW		2012-11-20	2014-02-28
10 HELEN OF TROY LTD NEW		2012-11-20	2014-03-04
12 HELEN OF TROY LTD NEW		2012-11-20	2014-03-06
22 HELEN OF TROY LTD NEW		2012-11-20	2014-04-29
30 INVESCO LIMITED		2014-02-07	2014-09-16
20 INVESCO LIMITED		2012-12-13	2014-09-16
48 PENTAIR PLC		2014-09-16	2014-10-22
43 PENTAIR PLC		2012-10-24	2014-11-14

Form 990PF Part IV - Capital Gains and Losses for Tax on Investment Income - Columns e - h

(e) Gross sales price	(f) Depreciation allowed (or allowable)	(g) Cost or other basis plus expense of sale	(h) Gain or (loss) (e) plus (f) minus (g)
3,437		2,771	666
2,436		2,434	2
1,310		579	731
663		289	374
791		347	444
1,354		637	717
1,204		986	218
803		506	297
3,146		3,163	-17
2,949		1,392	1,557

Form 990PF Part IV - Capital Gains and Losses for Tax on Investment Income - Columns i - l

Complete only for assets showing gain in column (h) and owned by the foundation on 12/31/69			(l) Gains (Col (h) gain minus col (k), but not less than -0-) or Losses (from col (h))
(i) F M V as of 12/31/69	(j) Adjusted basis as of 12/31/69	(k) Excess of col (i) over col (j), if any	
			666
			2
			731
			374
			444
			717
			218
			297
			-17
			1,557

Form 990PF Part IV - Capital Gains and Losses for Tax on Investment Income - Columns a - d

(a) List and describe the kind(s) of property sold (e g , real estate, 2-story brick warehouse, or common stock, 200 shs MLC Co )	(b) How acquired P—Purchase D—Donation	(c) Date acquired (mo , day, yr )	(d) Date sold (mo , day, yr )
7 PENTAIR PLC		2014-08-04	2014-11-14
79 PENTAIR PLC		2010-10-07	2014-11-18
130 UTI WORLDWIDE INC COM		2010-02-02	2014-05-07
20 PENTAIR, LTD		2012-11-15	2014-01-13
20 PENTAIR, LTD		2012-10-25	2014-01-28
29 TYCO INTERNATIONAL LTD NEW		2010-10-07	2014-10-10
41 TYCO INTERNATIONAL LTD NEW		2014-08-11	2014-10-10
20 TYCO INTERNATIONAL LTD NEW		2010-10-07	2014-11-12
80 NIELSEN N V		2014-02-04	2014-02-19
40 NIELSEN N V		2014-03-18	2014-05-06

Form 990PF Part IV - Capital Gains and Losses for Tax on Investment Income - Columns e - h

(e) Gross sales price	(f) Depreciation allowed (or allowable)	(g) Cost or other basis plus expense of sale	(h) Gain or (loss) (e) plus (f) minus (g)
480		451	29
5,413		2,132	3,281
1,189		1,791	-602
1,509		859	650
1,482		824	658
1,222		536	686
1,728		1,792	-64
867		370	497
3,718		3,275	443
1,882		1,748	134

Form 990PF Part IV - Capital Gains and Losses for Tax on Investment Income - Columns i - l

Complete only for assets showing gain in column (h) and owned by the foundation on 12/31/69			(l) Gains (Col (h) gain minus col (k), but not less than -0-) or Losses (from col (h))
(i) F M V as of 12/31/69	(j) Adjusted basis as of 12/31/69	(k) Excess of col (i) over col (j), if any	
			29
			3,281
			-602
			650
			658
			686
			-64
			497
			443
			134

Form 990PF Part IV - Capital Gains and Losses for Tax on Investment Income - Columns a - d

(a) List and describe the kind(s) of property sold (e g , real estate, 2-story brick warehouse, or common stock, 200 shs MLC Co )	(b) How acquired P—Purchase D—Donation	(c) Date acquired (mo , day, yr )	(d) Date sold (mo , day, yr )
104 NIELSEN N V		2013-11-22	2014-09-25
66 NIELSEN N V		2013-10-25	2014-09-26
CAPITAL GAIN DIVIDENDS	P		

Form 990PF Part IV - Capital Gains and Losses for Tax on Investment Income - Columns e - h

(e) Gross sales price	(f) Depreciation allowed (or allowable)	(g) Cost or other basis plus expense of sale	(h) Gain or (loss) (e) plus (f) minus (g)
4,579		4,101	478
2,937		2,583	354
			98,457


Form 990PF Part IV - Capital Gains and Losses for Tax on Investment Income - Columns i - l

Complete only for assets showing gain in column (h) and owned by the foundation on 12/31/69			(l) Gains (Col (h) gain minus col (k), but not less than -0-) or Losses (from col (h))
(i) F M V as of 12/31/69	(j) Adjusted basis as of 12/31/69	(k) Excess of col (i) over col (j), if any	
			478
			354


Form 990PF Part VIII Line 1 - List all officers, directors, trustees, foundation managers and their compensation

(a) Name and address	(b) Title, and average hours per week devoted to position	(c) Compensation (If not paid, enter -0-)	(d) Contributions to employee benefit plans and deferred compensation	(e) Expense account, other allowances
Wells Fargo Bank	Trustee 40	36,682		
1525 West WT Harris Blvd D114 044 Charlotte, NC 28288				
Katherine Sullivan	Advisory Board 1	1,000		
PO Box 969 Greenville, SC 29602				
Lucy S Kuhne	Advisory Board 1	1,000		
PO Box 969 Greenville, SC 29602				
Claire Efird	Advisory Board 1	1,000		
PO Box 969 Greenville, SC 29602				
Nell Rice	Advisory Board 1	1,000		
PO Box 969 Greenville, SC 29602				
Caroline Schmitt	Advisory Board 1	1,000		
PO Box 969 Greenville, SC 29602				
William D S Kuhne	Advisory Board 1	1,000		
PO Box 969 Greenville, SC 29602				
John A Kuhne	Advisory Board 1	1,000		
PO BOX 969 Greenville, SC 29602				


Form 990PF Part XV Line 3 - Grants and Contributions Paid During the Year or Approved for Future Payment

Recipient	If recipient is an individual, show any relationship to any foundation manager or substantial contributor	Foundation status of recipient	Purpose of grant or contribution	Amount
Name and address (home or business)				
<b>a</b> Paid during the year				
CITY OF NAPLES 735 8TH STREET SOUTH NAPLES,FL 34112	NONE	PC	NEW FIREBOAT	25,000
AMERICAN DIABETES ASSOCIATION 701 GROVE ROAD ISC 3RD FLOOR GREENVILLE,SC 29605	NONE	PC	GENERAL PURPOSE	1,000
CANCER RESEARCH INSTITUTE INC 55 BROADWAY STE 1802 ON EXCHANGE NEWYORK,NY 10006	NONE	PC	GENERAL PURPOSE	1,000
NATIONAL MULTIPLE SCIEROSIS SOCIETY 2711 MIDDLEBURG DRIVE SU COLUMBIA,SC 29204	NONE	PC	GENERAL PURPOSE	1,000
CAROLINA VILLAGE INC 600 CAROLINA VILLAGE ROAD HENDERSONVILLE,NC 28792	NONE	PC	ALZHEIMER'S CARE	2,500
CHRIST COMMUNITY CHURCH - MONTREAT PO BOX 279 MONTREAT,NC 28757	NONE	PC	MORNING SCHOOL SCHOLARSHIPS	10,000
SC PRESBYTERIAN RETIREMENT COMMUNITIES FOUNDATION 2817 ASHLAND ROAD COLUMBIA,SC 29210	NONE	PC	RESIDENT CARE AT FOOTHILLS	7,500
HIGHLANDS COMMUNTIY CHILD DEVLOPMENT CENTER INC PO BOX 648 HIGHLANDS,NC 287410648	NONE	PC	SCHOLARSHIPS	5,000
EPISCOPAL HIGH SCHOOL 1200 NORTH QUAKER LANE ALEXANDRIA,VA 22302	NONE	PC	GENERAL SUPPORT	5,000
MONTREAT COLLEGE PO BOX 1267 MONTREAT,NC 28757	NONE	PC	GENERAL SUPPORT	25,000
CAPE FEAR ACADEMY 38900 S COLLEGE ROAD WILMINGTON,NC 28412	NONE	PC	GENERAL SUPPORT	5,000
CONVERSE COLLEGE 580 EAST MAIN STREET SPARTANBURG,SC 29302	NONE	PC	CAPITAL PROJECTS AND/OR	60,000
PRESBYTERIAN COLLEGE 503 SOUTH BROAD STREET CLINTON,SC 29325	NONE	PC	CAPITAL CAMPAIGN AND/OR	50,000
RUSSELL MEMORIAL PREBYTERIAN CHURCH 31 CALHOUN AVENUE GREENVILLE,SC 29611	NONE	PC	GENERAL PURPOSE	2,500
YMCA JUDSON COMMUNITY CENTER 2 EIGHT ST GREENVILLE,SC 29609	NONE	PC	OUT OF SCHOOL TIME PROGRAMS	10,000
<b>Total . . . . .</b>  <b>3a</b>				480,500

Form 990PF Part XV Line 3 - Grants and Contributions Paid During the Year or Approved for Future Payment

Recipient	If recipient is an individual, show any relationship to any foundation manager or substantial contributor	Foundation status of recipient	Purpose of grant or contribution	Amount
Name and address (home or business)				
<b>a</b> Paid during the year				
COLUMBIA INTERNATIONAL UNIVERSITY PO BOX 3122 COLUMBIA,SC 292303122	NONE	PC	GENERAL SUPPORT	10,000
CLEMSON UNIVERSITY FOUNDATION PO BOX 1889 CLEMSON,SC 296331889	NONE	PC	WILLIE JOHNSON NURSING	2,000
CANCER SOCIETY OF GREENVILLE COUNTY 113 MILLS AVE GREENVILLE,SC 29605	NONE	PC	GENERAL SUPPORT	3,000
GREENVILLE LITERACY ASSOCIATION 225 SOUTH PLEASANTBURG DR GREENVILLE,SC 29607	NONE	PC	GENERAL PURPOSE	1,000
HAROLD JENNINGS FOUNDATION 4 MCGEE STREET GREENVILLE,SC 29602	NONE	PC	GENERAL PURPOSE	40,000
PUBLIC EDUCATIONS PARTNERS 225 S PLEASANTBURG DRIVE SUITE 81 GREENVILLE,SC 29607	NONE	PC	THE EARLY GRADES READING	2,500
CAMPERDOWN ACADEMY 501 HOWELL ROAD GREENVILLE,SC 29615	NONE	PC	SCHOLARSHIP PROGRAM FOR	30,000
HABITAT FOR HUMANITY OF GREENVILLE COUNTY PO BOX 1206 GREENVILLE,SC 29602	NONE	PC	ABIGAIL SPRINGS	2,500
GREENVILLE FREE MEDICAL CLINIC PO BOX 8993 GREENVILLE,SC 29604	NONE	PC	GENERAL SUPPORT	15,000
LOAVES AND FISHES 25 WOODS LAKE ROAD GREENVILLE,SC 29607	NONE	PC	FOOD RESUE EXPANSION	5,000
BOB JONES UNIVERSITY MUSEUM & GALLERY 1700 WADE HAMPTON GREENVILLE,SC 29614	NONE	PC	GENERAL PURPOSE	60,000
CHILDRENS MUSEUM OF THE UPSTATE 300 COLLEGE STREET GREENVILLE,SC 29601	NONE	PC	SCHOLRASHIP FUND	10,000
CROSSOVER COMMUNICATIONS INTERNATIONAL PO BOX 211755 COLUMBIA,SC 29221	NONE	PC	GENERAL SUPPORT	10,000
BON SECOURS ST FRANCIS HEALTH SYSTEM INC ONE ST FRANCIS DR GREENVILLE,SC 29601	NONE	PC	CAPITAL CAMPAIGN - GIBBS	50,000
UNITED WAY OF COLLIER COUNTY 848 1ST AVENUE N SUITE 240 NAPLES,FL 34102	NONE	PC	GENERAL PURPOSE	10,000
<b>Total . . . . .</b>  <b>3a</b>				480,500

Form 990PF Part XV Line 3 - Grants and Contributions Paid During the Year or Approved for Future Payment

Recipient	If recipient is an individual, show any relationship to any foundation manager or substantial contributor	Foundation status of recipient	Purpose of grant or contribution	Amount
Name and address (home or business)				
<b>a</b> <i>Paid during the year</i>				
NAPLES HISTORICAL SOCIETY PO BOX 201 NAPLES,FL 34106	NONE	PC	GENERAL PURPOSE	10,000
COMMUNITY CARE CLINIC OF HIGHLANDS- CASHIERS PO BOX 43 HIGHLANDS,NC 28741	NONE	PC	GENERAL SUPPORT	5,000
YOUNG LIFE INC GREENVILLE CHAPTER 2320 EAST NORTH STREET GREENVILLE,SC 29607	NONE	PC	GENERAL PURPOSE	4,000
<b>Total . . . . .</b>  <b>3a</b>				480,500

**TY 2014 Investments Corporate  
Bonds Schedule****Name:** HARVEST CHARITIES**EIN:** 57-6020261

<b>Name of Bond</b>	<b>End of Year Book Value</b>	<b>End of Year Fair Market Value</b>
256210105 DODGE & COX INCOME F	630,202	690,529
277911491 EATON VANCE FLOATING	200,092	203,537
693390841 PIMCO HIGH YIELD FD-	143,535	147,571
722005220 PIMCO FOREIGN BOND (		
72201F409 PIMCO EMERGING MKTS		
922031836 VANGUARD SHORT TERM-	170,317	169,998
880208400 TEMPLETON GLOBAL BON	315,000	298,956



TY 2014 Investments Corporate  
Stock Schedule

Name: HARVEST CHARITIES  
EIN: 57-6020261

Name of Stock	End of Year Book Value	End of Year Fair Market Value
26483E100 DUN & BRADSTREET COR		
401617105 GUESS INC		
608190104 MOHAWK INDS INC COM	8,493	10,098
651229106 NEWELL RUBBERMAID IN	3,733	9,523
854502101 STANLEY BLACK & DECK		
92553P201 VIACOM INC NEW		
963320106 WHIRLPOOL CORP		
19122T109 COCA-COLA ENTERPRISE		
205887102 CONAGRA FOODS		
501044101 KROGER CO		
582839106 MEAD JOHNSON NUTRITI		
057224107 BAKER HUGHES INC COM	6,310	5,327
247916208 DENBURY RESOURCES		
03076C106 AMERIPRISE FINL INC	4,679	21,821
12497T101 CB RICHARD ELLIS GRP		
200340107 COMERICA INC		
316773100 FIFTH THIRD BANCORP		
629491101 NYSE EURONEXT INC		
74251V102 PRINCIPAL FINANCIAL		
867914103 SUNTRUST BANKS INC	21,581	35,741
067383109 BARD CR INC		
14170T101 CAREFUSION CORP		
790849103 ST JUDE MED INC	5,239	9,755
863667101 STRYKER CORP	14,032	24,526
98956P102 ZIMMER HOLDINGS INC		
053611109 AVERY DENNISON CORP		
56418H100 MANPOWER INC		
740189105 PRECISION CASTPARTS	16,240	21,438
760759100 REPUBLIC SERVICE		
00507V109 ACTIVISION BLIZZARD		

Name of Stock	End of Year Book Value	End of Year Fair Market Value
018581108 ALLIANCE DATA SYS CO	52,888	62,359
055921100 BMC SOFTWARE INC		
535678106 LINEAR TECHNOLOGY CO	12,629	19,152
502161102 LSI CORPORATION		
595112103 MICRON TECHNOLOGY		
699173209 PARAMETRIC TECHNOLOG		
959802109 WESTERN UNION		
009158106 AIR PRODS & CHEMS IN		
01741R102 ALLEGHENY TECHNOLOGI		
228368106 CROWN HLDG INC		
025537101 AMERICAN ELECTRIC PO		
281020107 EDISON INTL		
26884L109 EQT CORPORATION	5,840	5,526
816851109 SEMPRA ENERGY		
G24140108 COOPER INDUSTRIES		
45857P301 INTERCONTINENTAL HOT		
65334H102 NEXEN INC		
H8912P106 TYCO ELECTRONICS LTD		
H89128104 TYCO INTERNATIONAL L		
H27013103 WEATHERFORD INTL		
G98290102 XL GROUP		
02913V103 AMERICAN PUBLIC EDUC		
09180C106 BJS RESTAURANTS INC		
251893103 DEVRY INC DEL COM		
23334L102 DSW INC	3,348	7,647
36467W109 GAMESTOP CORP NEW		
371901109 GENTEX CORP	18,160	23,846
37947B103 GLOBAL TRAFFIC NETWK		
53217R207 LIFE TIME FITNESS IN	3,130	7,361
501889208 LKQ CORP	1,019	3,093

Name of Stock	End of Year Book Value	End of Year Fair Market Value
781182100 RUBY TUESDAY INC		
892356106 TRACTOR SUPPLY CO CO		
90384S303 ULTA SALON COSMETICS	581	3,835
989817101 ZUMIEZ INC	2,243	4,056
10567B109 BRAVO BRIO RESTAURAN		
28660G106 ELIZABETH ARDEN INC		
911163103 UNITED NAT FOODS INC	3,405	9,279
050095108 ATWOOD OCEANICS INC	1,414	1,135
109178103 BRIGHAM EXPLORATION		
761565100 REX ENERGY CORP	2,503	1,097
29977A105 EVERCORE PARTNERS		
216648402 COOPER COS INC COM N	1,069	4,863
29481V108 ERESEARCHTECHNOLOGY		
55027E102 LUMINEX CORP	2,237	3,095
572901106 MARTEK BIOSCIENCES		
584045108 MEDASSETS INC		
589584101 MERIDIAN BIOSCIENCE		
761152107 RESMED INC	1,298	2,803
83568G104 SONOSITE INC		
928645100 VOLCANO CORP		
049164205 ATLAS AIR WORLDWIDE		
077454106 BELDEN INC	3,760	10,324
150838100 CELADON GROUP INC		
22025Y407 CORRECTION CORP AMER		
29275Y102 ENERSYS	2,139	5,555
421906108 HEALTHCARE SVCS GRP		
45773Y105 INNERWORKINGS INC	2,366	1,753
489170100 KENNAMETAL INC		
499064103 KNIGHT TRANSN INC CO		
596278101 MIDDLEBY CORP	1,035	4,162

Name of Stock	End of Year Book Value	End of Year Fair Market Value
60740F105 MOBILE MINI INC	1,575	4,254
553530106 MSC INDL DIRECT INC	13,874	15,925
73179V103 POLYPORE INTERNATIONAL		
784153108 SFN GROUP INC		
880345103 TENNANT CO	2,103	4,691
929566107 WABASH NATL CORP		
005125109 ACXIOM CORP COM	4,515	5,777
018581108 ALLIANCE DATA SYS		
04033V203 ARIBA INC		
049513104 ATMEL CORP	5,609	5,037
00207R101 ATMI INC COM		
127387108 CADENCE DESIGN SYST		
206708109 CONCUR TECHNOLOGIES		
242309102 DEALERTRACK TECHNOLO	2,483	7,311
25388B104 DIGITAL RIVER INC		
254543101 DIODES INC	1,562	2,619
45071R109 IXIA COM		
594901100 MICROS SYS INC		
595137100 MICROSEMI CORP		
64115T104 NETSCOUT SYSTEMS INC		
62914B100 NIC INC		
705573103 PEGASYSTEMS INC	1,787	3,116
73172K104 POLYCOM INC		
739276103 POWER INTERGRATIONS	2,538	3,363
75025N102 RADIANT SYSTEMS INC		
76657R106 RIGHTNOW TECHNOLOGY		
775133101 ROGERS CORP COM	2,926	9,366
779376102 ROVI CORPORATION		
803062108 SAPIENT CORP COM		
86800U104 SUPER MICRO COMPUTER		

Name of Stock	End of Year Book Value	End of Year Fair Market Value
87162H103 SYNTEL INC	873	2,699
880770102 TERADYNE INC	2,208	3,958
90385D107 ULTIMATE SOFTWARE GR	1,201	5,873
012653101 ALBEMARLE CORP COM		
167250109 CHICAGO BRIDGE & IRO	1,587	3,358
N22717107 CORE LABORATORIES N	13,548	11,553
45245E109 IMAX CORP COM	3,178	4,944
653656108 NICE SYSTEMS LTD. -		
653905109 NIKO RES LTD		
79780P104 SAN GOLD CORP		
903914109 ULTRA PETROLEUM CORP		
G87210103 UTI WORLDWIDE INC		
210313102 CONSTANT CONTACT INC		
466367109 JACK IN THE BOX INC		
405217100 HAIN CELESTIAL GROUP		
06846N104 BARRETT BILL CORP		
88162F105 TETRA TECHNOLOGIES		
909218109 UNIT CORP		
91851C201 VAALCO ENERGY INC		
37637Q105 GLACIER BANCORP INC		
450828108 IBERIABANK CORP		
482423100 KBW INC		
55264U108 MB FINANCIAL BANK		
904214103 UMPQUA HOLDINGS CORP		
009128307 AIR METHODS CORP		
01642T108 ALKERMES INC		
01988P108 ALLSCRIPTS HEALTHCAR		
292756202 ENERGYSOLUTIONS INC		
29481V108 ERESEARCHTECHNOLOGY		
457733103 INSPIRE PHARMACEUTIC		

Name of Stock	End of Year Book Value	End of Year Fair Market Value
464330109 ISIS PHARMACEUTICALS		
62855J104 MYRIAD GENETICS INC		
885175307 THORATIC LABORATORIE		
98235T107 WRIGHT MEDICAL GROUP		
007094105 ADMINISTAFF INC		
040790107 ARKANSAS BEST CORP		
156710105 CERADYNE INC		
184496107 CLEAN HARBORS INC		
029683109 AMERICAN SOFTWARE		
285229100 ELECTRO SCIENTIFIC		
303250104 FAIR ISAAC INC		
46600W106 IXYS CORP		
536252109 LIONBRIDGE TECHNOLOG		
683718308 OPENWAVE SYS INC		
699173209 PARAMETRIC TECHNOLOG		
82705T102 SILICON IMAGE INC		
87929J103 TELECOMMUNICATN SYST		
879939106 TELETECH HOLDINGS		
88632Q103 TIBCO SOFTWARE INC		
904034105 ULTRATECH INC COM		
92230Y104 VASCO DATA SEC		
117421107 BRUSH ENGINEERED MAT		
129603106 CALGON CARBON CORP		
440694305 HORSEHEAD HOLDING		
603158106 MINERALS TECHNOLOGIE		
19239V302 COGENT COMMUNICATION		
367299203 GASTAR EXPLORATION		
72346Q104 PINNACLE FINL PRTRNS		
654106103 NIKE INC CL B	45,961	67,978
92927K102 WABCO HOLDINGS INC	8,184	17,289

Name of Stock	End of Year Book Value	End of Year Fair Market Value
254687106 WALT DISNEY CO	16,422	39,466
963320106 WHIRLPOOL CORP		
126650100 CVS HEALTH CORPORATI	10,612	33,709
037411105 APACHE CORP	7,584	4,700
057224107 BAKER HUGHES INC		
13342B105 CAMERON INTL CORP	34,402	35,564
060505104 BANK OF AMERICA CORP	12,845	15,564
38141G104 GOLDMAN SACHS GROUP	24,480	23,260
59156R108 METLIFE INC	9,404	14,604
949746101 WELLS FARGO & CO		
071813109 BAXTER INTL INC	14,023	16,857
74834L100 QUEST DIAGNOSTICS		
278058102 EATON CORP		
469814107 JACOBS ENGR GROUP IN	7,247	8,938
539830109 LOCKHEED MARTIN CORP	14,818	46,409
907818108 UNION PACIFIC CORP	4,141	21,443
911312106 UNITED PARCEL SERVIC	22,682	33,907
913017109 UNITED TECHNOLOGIES	25,156	36,225
903293405 USG CORP COM NEW	8,686	7,557
88579Y101 3M CO	22,396	51,925
00846U101 AGILENT TECHNOLOGIES	8,230	13,101
053015103 AUTOMATIC DATA PROCE	5,462	12,922
428236103 HEWLETT PACKARD CO		
594918104 MICROSOFT CORP	22,030	38,089
984121103 XEROX CORP		
009158106 AIR PRODS & CHEMS		
01741R102 ALLEGHENY TECHNOLOGY		
61166W101 MONSANTO CO NEW	32,895	57,226
000375204 ABB LTD - ADR		
G1151C101 ACCENTURE PLC	24,400	36,171

Name of Stock	End of Year Book Value	End of Year Fair Market Value
143658300 CARNIVAL CORP		
G47791101 INGERSOLL-RAND PLC	3,653	7,607
806857108 SCHLUMBERGER LTD	42,890	55,858
018805101 ALLIANZ SE ADR	17,560	24,358
043400100 ASAHİ KASEİ CORP ADR		
046353108 ASTRAZENECA PLC ADR		
054536107 AXA ADR		
05523R107 BAE SYSTEMS PLC ADR		
05946K101 BANCO BILBAO VIZCAYA	10,260	9,878
05964H105 BANCO SANTANDER CEN		
05964H105 BANCO SANTANDER CEN		
06426M104 BANK OF CHINA		
055262505 BASF AKTIENGESELLSCH		
055434203 BG GROUP PLC - ADR	14,295	13,828
088606108 BHP BILLİTON LIMITED		
05565A202 BNP PARİBAS - ADR		
153766100 CENTRAL JAPAN RAI-UN		
20441B407 COMP PARANAENSE DE E		
225401108 CREDIT SUISSÉ GROUP		
23304Y100 DBS GROUP HOLDİNGS L	8,517	12,508
25030W100 DESARROLLADORA HOMEX		
251561304 DEUTSCHE LUFTHANSA A		
26874R108 ENİ SPA ADR		
359590304 FUJİTSU LIMITED ADR		
37733W105 GLAXOSMİTHKLINE PLC		
410693105 HANNOVER REİNS CORP		
448415208 HUTCHİSON WHAMPOA		
48667L106 KDDİ CORP		
500467402 KONİNKLIJKE AHOLD NV		
505861401 LAFARGE ADR		



Name of Stock	End of Year Book Value	End of Year Fair Market Value
584469407 MEDIASET SPA ADR		
606769305 MITSUBISHI CORPORATI		
62474M108 MTN GROUP LTD ADR	10,703	11,548
632525408 NATIONAL AUSTRALIA B		
64110W102 NETEASE.COM INC ADR		
66987V109 NOVARTIS AG - ADR		
74435K204 PRUDENTIAL PLC - ADR		
758204200 REED ELSEVIER N V AD		
761655406 REXAM PLC ADR		
771195104 ROCHE HOLDINGS LTD -	11,056	22,501
775781206 ROLLS ROYCE GROUP		
780259107 ROYAL DUTCH SHELL PL		
813113206 SECOM LTD ADR		
83175M205 SMITH & NEPHEW PLC -		
83364L109 SOCIETE GENERALE - A		
85771P102 STATOIL ASA ADR		
87425E103 TALISMAN ENERGY INC		
879382208 TELEFONICA SA ADR		
87944W105 TELENOR ASA ADR		
87260W101 TNT N V		
917302200 USINAS SIDERURGICAS		
98418K105 XSTRATA PLC		
98982M107 ZURICH FINANCIAL SVC		
465562106 ITAU UNIBANCO H-SPON	15,878	13,517
009126202 AIR LIQUIDE - ADR	10,995	20,435
H01301102 ALCON INC		
018805101 ALLIANZ SE		
02364W105 AMERICA MOVIL S.A.B.		
042068106 ARM HOLDINGS PLC - A	67,700	79,358
049255706 ATLAS COPCO AB ADR	3,360	11,693

Name of Stock	End of Year Book Value	End of Year Fair Market Value
055434203 BG GROUP PLC ADR		
G16962105 BUNGE LIMITED	9,351	13,364
138006309 CANON INC ADR		
143658300 CARNIVAL CORP		
191459205 COCHLEAR LTD-UNSPON		
12637N105 CSL LIMITED - ADR		
237545108 DASSAULT SYSTEMES S.	10,065	24,034
23304Y100 DBS GROUP HOLDINGS		
292505104 ENCANA CORP		
296036304 ERSTE GROUP BANK		
307305102 FANUC CORPORATION AD	11,354	19,987
358029106 FRESENIUS MEDICAL CA	5,983	10,214
443251103 HOYA CORP		
404280406 HSBC - ADR		
45104G104 ICICI BANK LTD. - AD	13,551	19,635
453038408 IMPERIAL OIL LTD COM	11,135	13,856
48206M102 JUPITER TELECOM-UNSP		
502117203 L'OREAL - ADR	9,557	19,265
501897102 LI & FUNG LTD ADR		
H50430232 LOGITECH INTERNATL		
54338V101 LONZA GROUP AG ADR		
62474M108 MTN GROUP LTD		
641069406 NESTLE S.A. REGISTER	13,444	26,627
670100205 NOVO NORDISK A/S - A	13,184	14,812
71654V101 PETROLEO BRASILEIRO		
N72482107 QIAGEN N.V.		
771195104 ROCHE HOLDINGS LTD		
803054204 SAP SE	13,444	19,432
803866300 SASOL LIMITED - ADR	3,862	4,860
806857108 SCHLUMBERGER LTD		

Name of Stock	End of Year Book Value	End of Year Fair Market Value
80687P106 SCHNEIDER ELECTRIC S	11,469	14,583
870123106 SWATCH GROUP AG/THE-	6,564	7,921
874039100 TAIWAN SEMICONDUCTOR	19,128	31,601
881575302 TESCO PLC - ADR		
881624209 TEVA PHARMACEUTICAL		
900148701 TURKIYE GARANTI BANK	14,698	11,052
90460M105 UNICHARM CORP		
904767704 UNILEVER PLC - ADR	3,904	7,732
93114W107 WALMART DE MEXICO		
92933H101 WPP GRP PLC AMER DEP		
368287207 OAO GAZPROM LEVEL 1		
256210105 DODGE&COX INCOME FD		
277911491 EATON VANCE FD #924		
72201F409 PIMCO DEVELOP #1872		
693390841 PIMCO HIGH YLD FUND		
922031836 VANGUARD S-T FD 0539		
722005220 PIMCO FORGN FD #1853		
04314H808 ARTISAN INTL SMALL C	197,240	262,441
779556109 T ROWE PRICE MID CAP	363,361	590,903
003021714 ABERDEEN EMERG MARKE	360,392	439,177
00758M162 ACADIAN EMG MKTS POR	419,289	477,022
922042858 VANGUARD EMERG MKTS		
870297801 MLN ELEMENTS ROGERS	205,122	179,078
023135106 AMAZON COM INC COM	39,667	63,932
169656150 CHIPOTLE MEXICAN GRL		
237194105 DARDEN RESTAURANTS I		
64110L106 NETFLIX.COM INC		
654106103 NIKE INC CL B		
681919106 OMNICOM GROUP	12,989	21,692
741503403 THE PRICELINE GROUP	14,116	22,804

Name of Stock	End of Year Book Value	End of Year Fair Market Value
87612E106 TARGET CORP	9,648	22,014
917047102 URBAN OUTFITTERS INC		
918204108 V F CORP		
191216100 COCA COLA CO	25,770	30,863
22160K105 COSTCO WHOLESALE COR	13,463	25,657
126650100 CVS CAREMARK CORP		
742718109 PROCTER & GAMBLE CO	13,722	20,951
037411105 APACHE CORP		
637071101 NATIONAL OILWELL INC		
674599105 OCCIDENTAL PETE CORP		
001055102 AFLAC INC	16,033	15,883
354613101 FRANKLIN RESOURCES		
46625H100 JPMORGAN CHASE & CO	6,628	11,452
665859104 NORTHERN TRUST CORP		
808513105 SCHWAB CHARLES CORP	58,404	66,750
949746101 WELLS FARGO & CO		
018490102 ALLERGAN INC	12,829	58,462
375558103 GILEAD SCIENCES INC	46,939	123,104
628530107 MYLAN LABS INC		
863667101 STRYKER CORP		
302130109 EXPEDITORS INTL WASH		
343412102 FLUOR CORP NEW		
369604103 GENERAL ELECTRIC CO	6,607	18,877
438516106 HONEYWELL INTERNATIO	17,453	51,259
445658107 HUNT J B TRANS SVCS		
58733R102 MERCADOLIBRE INC		
907818108 UNION PACIFIC CORP		
88579Y101 3M CO		
004764106 ACME PACKET INC		
00507V109 ACTIVISION BLIZZARD		

Name of Stock	End of Year Book Value	End of Year Fair Market Value
037833100 APPLE INC	22,354	108,393
111320107 BROADCOM CORPORATION		
192446102 COGNIZANT TECH SOLUT	47,784	90,049
225447101 CREE INC		
38259P508 GOOGLE INC	29,742	57,311
428236103 HEWLETT PACKARD CO		
57636Q104 MASTERCARD INC CL A		
594918104 MICROSOFT CORP		
747525103 QUALCOMM INC	12,551	25,124
79466L302 SALESFORCE COM INC		
928563402 VMWARE INC	15,183	15,431
61166W101 MONSANTO CO NEW		
088606108 BHP BILLITON LTD ADR		
G24140108 COOPER INDUSTRIES PL		
806857108 SCHLUMBERGER LTD		
867224107 SUNCOR ENERGY INC NE		
881624209 TEVA PHARMACEUTICAL		
G54050102 LAZARD LTD		
023135106 AMAZON COM INC		
741503403 PRICELINE COM INC		
25490A101 DIRECTV GROUP		
988498101 YUM BRANDS INC		
845467109 SOUTHWESTERN ENERGY		
025816109 AMERICAN EXPRESS CO	39,651	73,409
12572Q105 CME GROUP INC		
74144T108 T ROWE PRICE GROUP I	54,213	86,375
018490102 ALLERGAN INC		
151020104 CELGENE CORP COM	45,027	119,690
46120E602 INTUITIVE SURGICAL I	19,427	33,852
302130109 EXPEDITORS INTL WASH		

Name of Stock	End of Year Book Value	End of Year Fair Market Value
336433107 FIRST SOLAR INC		
74762E102 QUANTA SVCS INC		
037833100 APPLE INC		
192446102 COGNIZANT TECH SOLNS		
68389X105 ORACLE CORPORATION	16,500	21,226
747525103 QUALCOMM INC		
92826C839 VISA INC-CLASS A SHR	48,554	118,514
74005P104 PRAXAIR INC COM	10,426	10,624
029912201 AMERICAN TOWER SYST		
760975102 RESEARCH IN MOTION		
117043109 BRUNSWICK CORP	2,801	14,660
87612E106 TARGET CORP		
189054109 CLOROX CO	7,777	16,986
29266R108 ENERGIZER HOLDINGS I	7,316	16,713
370334104 GENERAL MILLS INC	7,536	16,479
494368103 KIMBERLY CLARK CORP	6,632	17,562
50075N104 KRAFT FOODS INC CL A		
166764100 CHEVRON CORP	15,609	33,766
20825C104 CONOCOPHILLIPS	6,015	16,574
847560109 SPECTRA ENERGY CORP	4,600	10,854
025816109 AMERICAN EXPRESS CO		
03076C106 AMERIPRISE FINL INC		
060505104 BANK OF AMERICA		
084670702 BERKSHIRE HATHAWAY I	5,651	31,231
172967101 CITIGROUP INC		
416515104 HARTFORD FINANCIAL S	12,536	20,011
949746101 WELLS FARGO & CO		
002824100 ABBOTT LABS	5,969	12,200
00817Y108 AETNA INC-NEW	6,321	26,915
125509109 CIGNA CORP	4,108	24,184

Name of Stock	End of Year Book Value	End of Year Fair Market Value
149123101 CATERPILLAR INC	4,562	15,102
369604103 GENERAL ELECTRIC CO		
438516106 HONEYWELL INTERNATL		
450911102 ITT CORP		
539830109 LOCKHEED MARTIN CORP		
883203101 TEXTRON INC	7,516	19,623
884315102 THOMAS & BETTS CORP		
94106L109 WASTE MANAGEMENT INC	10,458	21,606
88579Y101 3M CO		
013817101 ALCOA INC		
260543103 DOW CHEMICAL CO	7,694	12,360
26441C105 DUKE ENERGY HOLDING		
654086107 NICOR INC		
744573106 PUBLIC SVC ENTERPRIS	5,423	11,139
780259206 ROYAL DUTCH SHELL PL	5,982	15,733
001204106 AGL RES INC COM	7,758	11,992
009363102 AIRGAS INC COM		
030420103 AMERICAN WATER WORKS	8,155	14,498
03834A103 APPROACH RESOURCES I		
05366Y102 AVIAT NETWORKS INC		
05615F102 BABCOCK & WILCOX CO	3,598	3,636
044209104 ASHLAND INC NEW	20,638	30,419
044209104 ASHLAND INC		
06647F102 BANKRATE INC	3,205	2,486
072730302 BAYER AG - ADR		
080555105 BELO CORP		
099724106 BORG WARNER		
124857202 CBS CORP NEW	10,791	11,621
12504L109 CBRE GROUP INC		
12541W209 C H ROBINSON WORLDWI		

Name of Stock	End of Year Book Value	End of Year Fair Market Value
136375102 CANADIAN NATL RR CO	8,978	17,503
143130102 CARMAX INC		
156782104 CERNER CORP COM		
17163B102 CIBER INC COM		
189754104 COACH INC		
20564W105 COSMSCORE		
233825108 DAIMLER AG		
235851102 DANAHER CORP	12,340	21,342
260003108 DOVER CORP COM		
27874N105 ECHELON CORP		
278865100 ECOLAB INC	26,283	45,466
28176E108 EDWARDS LIFESCIENCES		
28336L109 EL PASO CORP		
285229100 ELECTRO SCIENTIFIC I		
30162A108 EXELIS INC		
30231G102 EXXON MOBIL CORPORAT	14,674	16,641
31620M106 FIDELITY NATL		
36160B105 GDF SUEZ		
393122106 GREEN MTN COFFEE		
418056107 HASBRO INC		
441060100 HOSPIRA INC	4,057	7,840
452327109 ILLUMINA INC	20,790	74,755
45666Q102 INFORMATICA CORP		
45778Q107 INSPERITY INC		
45865V100 INTERCONTINENTALEXCH		
458786100 INTERMEC INC		
493732101 K FORCE INC		
500458401 KOMATSU LIMITED - AD		
50048B104 KONICA MINOLTA		
501014104 KRISPY KREME DOUGHNU	8,447	10,364



Name of Stock	End of Year Book Value	End of Year Fair Market Value
50127R103 KURARAY CO LTD-UNSPO		
462044108 ION GEOPHYSICAL		
466140100 JGC CORP-UNSPONSORED	15,047	11,060
478366107 JOHNSON CONTROLS		
48203R104 JUNIPER NETWORKS INC	11,666	12,767
974280307 WINN-DIXIE STORES		
983989B100 XCEL ENERGY		
98419M100 XYLEM INC/NY	12,890	13,286
G0450A105 ARCH CAP		
G794E105 SEADRILL LIMITED		
G96666105 WILLIS GROUP HOLDING	15,579	18,820
H84989104 TE CONNECTIVITY		
928662303 VOLKSWAGEN AG - ADR		
882508104 TEXAS INSTRUMENTS IN	24,131	44,590
88554D205 3D SYSTEMS CORPORATI		
869099101 SUSQUEHANNA		
869587402 SVENSKA CELLULOSA		
83569C102 SONOVA HOLDIN-UNSPON	5,637	9,102
85590A401 STARWOOD HOTELS & RE		
857477103 STATE STREET CORP		
86562X106 SUMITOMO MITSUI TR-S		
826197501 SIEMENS AG - ADR		
82929R304 SINGAPORE TELE		
832696405 JM SMUCKER CO		
78112T107 RUBICON TECH		
781270103 RUDOLPH TECH		
781846209 RUSH ENTERPRISES		
78404D109 SBM OFFSHORE		
767204100 RIO TINTO PLC - ADR		
770196103 ROBBINS & MYERS		

Name of Stock	End of Year Book Value	End of Year Fair Market Value
75970E107 RENASANT CORP		
761152107 RESMED INC		
73930R102 POWER ONE		
64110D104 NETAPP INC		
620076307 MOTOROLA SOLUTIONS,	13,007	14,020
691497309 OXFORD INDS INC	2,680	4,417
69333Y108 PF CHANGS		
693475105 PNC FINANCIAL SERVIC	11,155	14,414
69351T106 PPL CORP		
699462107 PAREXEL INTL CORP		
714290103 PERRIGO CO		
71654V408 PETROLEO BRASILEIRO		
654624105 NIPPON TELEGRAPH		
655664100 NORDSTROM INC	9,882	13,655
68213N109 OMNICELL INC	1,321	1,987
53071M104 LIBERTY INTERACTIVE		
538034109 LIVE NATION ENT INC	1,999	4,961
55973B102 MAGNUM HUNTER RESOUR	2,724	1,806
576690101 MATERION CORP		
57772K101 MAXIM INTEGRATED PRO		
57776J100 MAXLINEAR INC	2,002	1,630
729251108 PLUM CREEK TIMBER CO	7,740	10,484
001317205 AIA GROUP LTD-SP ADR	17,145	25,185
00738A106 ADTRAN INC		
009728106 AKORN INC	1,197	3,620
03027X100 AMERICAN TOWER CORP	26,734	62,572
03073E105 AMERISOURCEBERGEN CO		
05382A104 AVIVA PLC - ADR		
055622104 BP PLC - ADR		
059578104 BANCO DO BRASIL SA A		

Name of Stock	End of Year Book Value	End of Year Fair Market Value
06738E204 BARCLAYS PLC - ADR		
073730103 BEAM INC		
075896100 BED BATH & BEYOND IN	8,035	11,045
125581801 CIT GROUP INC.		
126132109 CNOOC - CHINA NATION		
13321L108 CAMECO CORP COM	10,647	8,861
144285103 CARPENTER TECHNOLOGY	3,398	3,448
15639K300 CENTRICA PLC ADR		
169656105 CHIPOTLE MEXICAN GRI		
171232101 CHUBB CORP		
172967424 CITIGROUP INC.	2,976	5,682
20030N101 COMCAST CORP CLASS A	17,623	23,784
208242107 CONNS INC		
219350105 CORNING INC	7,482	12,726
21988R102 CORPORATE EXECUTIVE	3,864	5,077
231021106 CUMMINS INC.		
23636T100 DANONE ADR		
263534109 DU PONT E I DE NEMOU	10,805	16,267
26441C204 DUKE ENERGY HOLDING	5,030	11,194
291011104 EMERSON ELECTRIC CO	5,877	7,778
30219G108 EXPRESS SCRIPTS HOLD	28,148	42,081
302491303 FMC CORP COM NEW	25,464	23,496
317485100 FINANCIAL ENGINES IN	1,284	2,193
31787A507 FINISAR CORP	2,027	1,650
36191X100 GSE HOLDING INC		
412822108 HARLEY DAVIDSON INC		
427866108 THE HERSHEY COMPANY		
433578507 HITACHI LIMITED - AD		
451734107 IHS INC	40,440	44,755
456837103 ING GROEP N.V. - ADR		

Name of Stock	End of Year Book Value	End of Year Fair Market Value
458118106 INTEGRATED DEVICE TE	885	3,038
459200101 INTERNATIONAL BUSINE		
460146103 INTERNATIONAL PAPER	6,680	12,056
460690100 INTERPUBLIC GROUP CO		
461202103 INTUIT COM		
493267108 KEYCORP NEW	5,042	9,383
500255104 KOHLS CORP		
50076Q106 KRAFT FOODS GROUP IN	3,917	7,895
532716107 LIMITED BRANDS, INC		
548661107 LOWES COS INC	14,438	34,469
565849106 MARATHON OIL CORP		
571748102 MARSH & MCLENNAN COS	11,878	18,202
580135101 MCDONALDS CORP		
580645109 MCGRAW-HILL COMPANIE		
583334107 MEADWESTVACO CORP		
595017104 MICROCHIP TECHNOLOGY	7,504	9,608
606822104 MITSUBISHI UFJ FINL		
609207105 MONDELEZ INTERNATIONAL	7,296	13,804
628852204 NCI BUILDING SYSTEMS	1,156	1,945
65473P105 NISOURCE INC	8,237	12,938
654744408 NISSAN MOTOR CO., LT		
65528V107 NOKIAN TYRES OYJ-UNS		
655844108 NORFOLK SOUTHERN COR	18,408	31,458
664397106 NORTHEAST UTILS	4,109	6,155
675232102 OCEANEERING INTL INC	8,778	8,586
690742101 OWENS CORNING INC		
69327R101 PDC ENERGY INC	2,329	2,683
693483109 POSCO - ADR		
693656100 PVH CORP	12,675	14,227
713448108 PEPSICO INC	13,993	18,156

Name of Stock	End of Year Book Value	End of Year Fair Market Value
718546104 PHILLIPS 66	1,249	7,385
73179P106 POLYONE CORP	3,062	7,203
73755L107 POTASH CORP SASK		
76169B102 REXNORD CORP		
780641205 KONINKLIJKE KPN N.V.		
80105N105 SANOFI-ADR		
831865209 SMITH A O CORP CL B	3,643	6,205
84760C107 SPECTRANETICS CORP	3,675	6,743
855244109 STARBUCKS CORP COM	22,501	29,702
86959C103 SVENSKA HANDELSB-A-U	5,400	7,558
87184P109 SYSMEX CORP-UNSPON A	11,219	23,021
87927Y102 TELECOM ITALIA S.P.A		
89531P105 TREX COMPANY INC	1,745	4,684
90460M204 UNI CHARM CORPORATIO	11,030	19,890
91324P102 UNITEDHEALTH GROUP I		
915436109 UPM-KYMMENE CORP - A		
92220P105 VARIAN MED SYS INC		
92857F107 VOCERA COMMUNICATION		
92932M101 WNS HOLDINGS LTD ADR	1,478	2,892
930427109 WAGeworks INC	1,546	5,488
966387102 WHITING PETE CORP NE	10,673	5,544
98389B100 XCEL ENERGY INC		
98418R100 XINYI GLASS HOLDI-UN	2,367	2,131
984332106 YAHOO INC COM		
989825104 ZURICH INSURANCE GRO		
G29183103 EATON CORP PLC	36,393	44,582
G491BT108 INVESCO LIMITED	5,293	8,497
H6169Q108 PENTAIR, LTD.		
M22465104 CHECK POINT SOFTWARE		
N47279109 INTERXION HOLDING NV	1,912	2,324

Name of Stock	End of Year Book Value	End of Year Fair Market Value
00206R102 AT & T INC	15,456	14,780
004498101 ACI WORLDWIDE INC	8,017	9,803
00770F104 AEGION CORP		
008252108 AFFILIATED MANAGERS		
09247X101 BLACKROCK INC	10,069	21,454
09739C102 BOINGO WIRELESS INC	1,865	2,079
097793103 BONANZA CREEK ENERGY	5,067	4,392
11133T103 BROADRIDGE FINANCIAL		
124805102 CBIZ INC	6,034	8,457
12673A108 CYS INVESTMENTS INC		
128246105 CALAVO GROWERS INC	1,120	2,223
14055X102 CAPITAL SOURCE INC		
14754D100 CASH AMERICA INTERNA	3,674	3,393
17243V102 CINEMARK HOLDINGS IN	3,271	4,163
212485106 CONVERGYS CORP	6,746	9,085
254423106 DINEEQUITY INC		
25659P402 THE DOLAN COMPANY RR		
26884U109 EPR PROPERTIES	5,012	6,339
288522303 ELLINGTON FINANCIAL		
29265N108 ENERGEN CORP		
369550108 GENERAL DYNAMICS COR		
372460105 GENUINE PARTS CO	13,290	23,445
378967103 GLOBAL CASH ACCESS H		
37940X102 GLOBAL PMTS INC W/I		
38388F108 W. R. GRACE & CO COM		
384802104 GRAINGER W W INC	27,698	33,136
397624107 GREIF INC-CL A		
423452101 HELMERICH & PAYNE IN	9,682	14,158
427096508 HERCULES TECHNOLOGY	3,099	4,375
43785V102 HOMESTREET INC		

Name of Stock	End of Year Book Value	End of Year Fair Market Value
44919P508 IAC/INTERACTIVECORP	4,776	6,808
45867G101 INTERDIGITAL INC	5,557	8,570
478160104 JOHNSON & JOHNSON	13,268	20,914
48123V102 J2 GLOBAL INC	3,537	7,502
48238T109 KAR AUCTION SERVICES	6,497	12,474
483548103 KAMAN CORPCOMMON	8,384	10,063
532457108 ELI LILLY & CO COM	11,642	19,317
53635B107 LIQUIDITY SVCS INC		
543881106 LORAL SPACE & COMMUN		
552676108 M D C HLDGS INC COM	9,360	7,147
552697104 MDC PARTNERS INC-A	4,411	10,906
58463J304 MEDICAL PPTYS TR INC	8,284	9,481
58933Y105 MERCK & CO INC NEW	14,912	21,012
64031N108 NELNET INC	1,880	3,197
674215108 OASIS PETROLEUM INC		
704326107 PAYCHEX INC		
76973Q105 ROADRUNNER TRANSPORT	8,870	9,830
80007P307 SANDRIDGE ENERGY INC		
827048109 SILGAN HLDGS INC COM	9,813	12,114
83001A102 SIX FLAGS ENTERTAINM	5,909	8,975
83088M102 SKYWORKS SOLUTIONS I		
85571B105 STARWOOD PROPERTY TR	4,157	4,369
879360105 TELEDYNE TECHNOLOGIE	5,683	9,349
879369106 TELEFLEX INC		
911549103 US ANTIMONY CORP	2,560	1,079
92046N102 VALUECLICK INC		
931422109 WALGREEN CO		
981475106 WORLD FUEL SERVICES	9,533	11,216
G3157S106 ENSCO PLC-CL A	19,000	11,980
G4388N106 HELEN OF TROY LIMITE		

Name of Stock	End of Year Book Value	End of Year Fair Market Value
G6852T105 PARTNERRE LTD COM		
H0023R105 ACE LIMITED	12,780	20,678
00287Y109 ABBVIE INC	6,473	17,734
008073108 AEROVIRONMENT INC		
054937107 B B & T CORP COM	8,583	10,695
05541T101 BGC PARTNERS INC	1,721	2,846
056752108 BAIDU INC ADR	3,483	8,435
072743206 BAYERISCHE MOTOREN W	15,058	15,993
096761101 BOB EVANS FARMS INC		
101388106 BOTTOMLINE TECHNOLOG	3,876	3,539
110122108 BRISTOL MYERS SQUIBB	21,820	25,383
14149F109 CARDINAL FINL CORP	5,287	5,949
14149Y108 CARDINAL HEALTH INC	6,748	10,253
163893209 CHEMTURA CORP/NEW	2,702	2,844
177376100 CITRIX SYS INC COM		
197236102 COLUMBIA BANKING SYS	4,796	6,102
23251P102 CYBERONICS INC COM		
23918K108 DAVITA HEALTHCARE PA		
278642103 EBAY INC		
282914100 8X8 INC	2,235	2,473
286082102 ELECTRONICS FOR IMAG	4,221	4,497
292554102 ENCORE CAP GROUP INC	4,144	4,884
29444U502 EQUINIX INC	54,716	65,525
30249U101 FMC TECHNOLOGIES INC	32,256	29,416
311900104 FASTENAL CO	20,092	20,023
371559105 GENESEE & WYOMING IN	5,037	4,766
37253A103 GENTHERM INC	3,836	3,479
379577208 GLOBUS MEDICAL INC -	7,273	9,508
389375106 GRAY TELEVISION INC	3,794	5,544
405024100 HAEMONETICS CORP MAS		



Name of Stock	End of Year Book Value	End of Year Fair Market Value
413838202 OAKMARK INTERNATIONAL	275,000	274,647
42805T105 HERTZ GLOBAL HOLDING	11,819	13,592
43858F109 HONG KONG EXCH & CLE	7,516	10,581
44267D107 HOWARD HUGHES CORP/T	6,142	10,434
447011107 HUNTSMAN CORP	7,266	9,249
45768S105 INNOSPEC INC	5,635	5,978
45866F104 INTERCONTINENTAL EXC	17,315	29,604
46625H365 JP MORGAN ALERIAN ML	199,645	214,587
529898108 LIBBEY INC 1 COM & 1		
53220K504 LIGAND PHARMACEUTICA	14,083	14,367
55616P104 MACY'S INC	6,176	8,745
591520200 METHODE ELECTRON INC	3,064	4,929
606783207 MITSUBISHI ESTATE CO	10,738	7,550
60688N102 MIX TELEMATICS LTD-S		
61022V107 MONOTARO CO LTD-UNSP	3,257	2,929
610236101 MONRO MUFFLER BRAKE		
629209305 NMI HOLDINGS INC		
65336K103 NEXSTAR BROADCASTING		
69370C100 PTC INC	8,643	13,707
696429307 PALL CORP	6,721	9,615
69840W108 PANERA BREAD COMPANY	11,581	12,236
720279108 PIER I IMPORTS INC		
72348P104 PINNACLE FOODS INC		
740585104 PREMIERE GLOBAL SVCS		
743312100 PROGRESS SOFTWARE CO	4,991	5,998
744320102 PRUDENTIAL FINL INC	6,310	6,332
74733V100 QUESTAR MARKET RESOU		
748356102 QUESTAR CORP		
754730109 RAYMOND JAMES FINL I	13,222	14,781
75902K106 REGIONAL MANAGEMENT		

Name of Stock	End of Year Book Value	End of Year Fair Market Value
759916109 REPLIGEN CORP	732	1,485
773903109 ROCKWELL AUTOMATION		
774188106 ROCKVILLE FINANCIAL		
778296103 ROSS STORES INC	8,558	13,385
781220108 RUCKUS WIRELESS INC	2,677	1,923
80908T101 SCIQUEST INC	1,223	1,084
81763U100 SERVICESOURCE INTERN		
85254C305 STAGE STORES INC	4,255	3,519
858375108 STEIN MART INC COM	2,535	2,485
871607107 SYNOPSYS INC COM		
876664103 TAUBMAN CTRS INC COM		
88076W103 TERADATA CORP		
887389104 TIMKEN CO	6,272	7,042
89600B201 TRIANGLE PETROLEUM C		
896438306 TRINITY BIOTECH PLC	5,988	4,693
899896104 TUPPERWARE BRANDS CO	22,191	15,750
90130A101 TWENTY FIRST CENTURY	66,637	71,933
90187B101 TWO HARBORS INVESTME	7,669	7,475
91030T109 UNITED FINANCIAL BAN		
92849E101 VITAMIN SHOPPE INC	2,556	2,429
92937A102 WPP PLC NEW ADR	9,182	22,486
955306105 WEST PHARMACEUTICAL	4,785	8,252
962166104 WEYERHAEUSER CO		
969457100 WILLIAMS COS INC	15,576	20,223
983134107 WYNN RESORTS LTD		
98978V103 ZOETIS INC	6,821	9,639
G60754101 MICHAEL KORS HOLDING	14,423	14,044
G97822103 PERRIGO CO PLC	22,004	23,904
M85548101 STRATASYS LTD	49,639	38,729
N63218106 NIELSEN HOLDINGS B.V		

Name of Stock	End of Year Book Value	End of Year Fair Market Value
00184X105 AOL INC	10,314	10,619
005094107 ACTUA CORP	1,692	1,478
00762W107 ADVISORY BRD CO	1,613	1,469
02376R102 AMERICAN AIRLS GROUP	10,074	14,748
032654105 ANALOG DEVICES INC	9,108	10,160
03852U106 ARAMARK	13,376	14,547
05463D100 AXIALL CORP	10,176	9,428
094235108 BLOOMIN' BRANDS INC	8,624	10,152
12637N204 CSL LTE-SPONSORED AD	5,563	14,069
13123E500 CALLIDUS SOFTWARE IN	3,116	4,327
132011107 CAMBREX CORP COM	3,402	3,675
178566105 CITY NATL CORP COM	11,952	12,606
224399105 CRANE CO	17,532	14,558
245077102 DEL FRISCO'S RESTAUR	6,735	7,098
256746108 DOLLAR TREE INC	10,487	13,231
258278100 DORMAN PRODUCTS INC	3,529	2,896
268648102 E M C CORP MASS	13,696	14,067
269246401 E*TRADE GROUP	11,444	12,782
29382R107 ENTRAVISION COMMUNIC	2,416	2,592
35952Q106 FUCHS PETROLUB SE-PR	8,973	7,755
36237H101 G-III APPAREL GROUP	3,577	5,051
364760108 GAP INC	12,815	13,096
368736104 GENERAC HOLDINGS INC	8,017	7,575
38173M102 GOLUB CAPITAL BDC IN	4,152	3,945
38259P706 GOOGLE INC-CL C	38,482	65,800
40537Q209 HALCON RESOURCES COR	1,674	614
427825104 HERSHA HOSPITALITY T	6,273	7,311
464287648 ISHARES RUSSELL 2000	3,262	3,560
485170302 KANSAS CITY SOUTHERN	13,783	15,498
49338L103 KEYSIGHT TECHNOLOGIE	9,199	11,988

Name of Stock	End of Year Book Value	End of Year Fair Market Value
49926D109 KNOWLES CORP	4,444	4,710
518439104 ESTEE LAUDER COMPANI	8,116	8,382
530307107 LIBERTY BROADBAND CO	8,219	7,714
535223200 LINDE AG ADR	7,413	7,290
55261F104 M & T BANK CORPORATI	17,586	17,587
573284106 MARTIN MARIETTA MATL	9,166	8,274
576485205 MATADOR RESOURCES CO	2,323	1,821
61022P100 MONOTYPE IMAGING HOL	2,660	2,595
620071100 MOTORCAR PARTS OF AM	5,038	4,819
631103108 NASDAQ OMX GRP INC	11,012	13,333
663998946 BELK INC CL A COM (		882,876
67020Y100 NUANCE COMMUNICATION	7,226	5,708
69007J106 OUTFRONT MEDIA INC	11,744	11,018
693282105 PDF SOLUTIONS INC	5,916	5,483
695263103 PACWEST BANCORP	7,199	11,683
71377G100 PERFORMANCE SPORTS G	3,771	3,958
732872106 POPEYES LOUISIANA KI	1,671	2,251
751212101 RALPH LAUREN CORP	15,860	17,961
7591EP100 REGIONS FINL CORP NE	18,948	19,188
80007R105 SANDS CHINA LTD-UNSP	13,294	8,421
82481R106 SHIRE PLC ADR	6,057	7,226
85571W109 STARWOOD WAYPOINT RE	3,927	3,824
87157D109 SYNAPTICS INC	2,504	2,754
87874R100 TECHTARGET INC	1,704	1,933
88224Q107 TEXAS CAP BANCSHARES	1,316	1,358
882681109 TEXAS ROADHOUSE, INC	3,256	3,882
89469A104 TREEHOUSE FOODS INC	3,366	3,421
910304104 UNITED FINANCIAL BAN	7,136	7,266
91529Y106 UNUM GROUP	9,277	9,348
92231M109 VASCULAR SOLUTIONS I	936	1,086

Name of Stock	End of Year Book Value	End of Year Fair Market Value
929089100 VOYA FINANCIAL INC	10,290	10,595
929160109 VULCAN MATERIALS COM	10,812	10,714
931142103 WAL MART STORES INC	17,591	19,752
966837106 WHOLE FOODS MKT INC	13,074	13,563
976391300 WINTHROP REALTY TRUS	11,520	11,786
G0750C108 AXALTA COATING SYSTE	7,253	8,665
G27823106 DELPHI AUTOMOTIVE PL	10,430	10,908
G48833100 WEATHERFORD INTL LTD	9,171	6,183
G5480U120 LIBERTY GLOBAL PLC-S	10,515	11,836
G91442106 TYCO INTERNATIONAL P	6,568	14,518

**TY 2014 Investments - Other Schedule****Name:** HARVEST CHARITIES**EIN:** 57-6020261

Category/ Item	Listed at Cost or FMV	Book Value	End of Year Fair Market Value
663998946 BELK INC CL A COM (			
729251108 PLUM CREEK TIMBER CO			
256210105 DODGE & COX INCOME F			
277911491 EATON VANCE FLOATING			
693390841 PIMCO HIGH YIELD FD-			
722005220 PIMCO FOREIGN BOND (			
72201F409 PIMCO EMERGING MKTS			
922031836 VANGUARD SHORT TERM-			
55973B110 MAGNUM HUNTER RESOUR			
530307115 LIBERTY BROADBAND-RI	AT COST		295

**TY 2014 Other Decreases Schedule****Name:** HARVEST CHARITIES**EIN:** 57-6020261

Description	Amount
MUTUAL FUND TAX EFFECTIVE DATE AFTER TYE	8,053
ROC BASIS ADJUSTMENT	1,971
SALES WITH CAP GAIN EFF CURR YR POSTING AFTER YEAR END	195

TY 2014 Other Expenses Schedule

Name: HARVEST CHARITIES

EIN: 57-6020261

Description	Revenue and Expenses per Books	Net Investment Income	Adjusted Net Income	Disbursements for Charitable Purposes
ADR-TAX RECLAIM FEES	714	714		0



# TY 2014 Other Income Schedule

**Name:** HARVEST CHARITIES

**EIN:** 57-6020261

Description	Revenue And Expenses Per Books	Net Investment Income	Adjusted Net Income
MUTUAL FUND INCOME	10,871	10,871	
FOREIGN TAX REFUNDS	398	398	

**TY 2014 Other Increases Schedule****Name:** HARVEST CHARITIES**EIN:** 57-6020261

Description	Amount
MUTUAL FUND TAX EFFECTIVE DATE BEFORE TYE	7,927
DEFERRED INCOME	214
WASH SALES ADJ	345
SALES WITH CAP GAIN POSTING CURR YR EFF PRIOR YR	223
SALES WITH CAP LOSS EFF CURR YR POSTING AFTER YEAR END	1,100

TY 2014 Other Professional Fees Schedule

Name: HARVEST CHARITIES

EIN: 57-6020261

Category	Amount	Net Investment Income	Adjusted Net Income	Disbursements for Charitable Purposes
THIRD PARTY ADVISER FEES	28,622	28,622		

**TY 2014 Taxes Schedule****Name:** HARVEST CHARITIES**EIN:** 57-6020261

<b>Category</b>	<b>Amount</b>	<b>Net Investment Income</b>	<b>Adjusted Net Income</b>	<b>Disbursements for Charitable Purposes</b>
FOREIGN TAXES	1,378	1,378		0
FEDERAL TAX PAYMENT - PRIOR YE	4,666	0		0
FEDERAL ESTIMATES - PRINCIPAL	11,060	0		0
FOREIGN TAXES ON QUALIFIED FOR	2,948	2,948		0
FOREIGN TAXES ON NONQUALIFIED	436	436		0