



See a Social Security Number? Say Something!
Report Privacy Problems to <https://public.resource.org/privacy>
Or call the IRS Identity Theft Hotline at 1-800-908-4490



Form 990-PF

Return of Private Foundation

or Section 4947(a)(1) Trust Treated as Private Foundation

2014

Open to Public Inspection

Department of the Treasury Internal Revenue Service

Do not enter social security numbers on this form as it may be made public. Information about Form 990-PF and its instructions is at www.irs.gov/form990pf.

For calendar year 2014, or tax year beginning 01-01-2014, and ending 12-31-2014

Name of foundation: LLL FOUNDATION INC. A Employer identification number: 57-1147978. B Telephone number: (203) 622-7400. G Check all that apply: Initial return, Final return, Address change. H Check type of organization: Section 501(c)(3) exempt private foundation. I Fair market value of all assets at end of year: \$ 3,799,861. J Accounting method: Cash.

Table with 5 columns: (a) Revenue and expenses per books, (b) Net investment income, (c) Adjusted net income, (d) Disbursements for charitable purposes. Rows include Revenue (1-12) and Operating and Administrative Expenses (13-26), leading to Total expenses and disbursements of 366,777 and Excess of revenue over expenses of 1,447,447.

Attached schedules and amounts in the description column should be for end-of-year amounts only (See instructions)

Part II Balance Sheets		Beginning of year			End of year		
		(a) Book Value	(b) Book Value	(c) Fair Market Value	(a) Book Value	(b) Book Value	(c) Fair Market Value
Assets	1	Cash—non-interest-bearing					
	2	Savings and temporary cash investments	38,990	373,759	373,759		
	3	Accounts receivable ▶ _____ Less allowance for doubtful accounts ▶ _____					
	4	Pledges receivable ▶ _____ Less allowance for doubtful accounts ▶ _____					
	5	Grants receivable					
	6	Receivables due from officers, directors, trustees, and other disqualified persons (attach schedule) (see instructions)					
	7	Other notes and loans receivable (attach schedule) ▶ _____ Less allowance for doubtful accounts ▶ _____					
	8	Inventories for sale or use					
	9	Prepaid expenses and deferred charges					
	10a	Investments—U S and state government obligations (attach schedule)					
	b	Investments—corporate stock (attach schedule)					
	c	Investments—corporate bonds (attach schedule)					
	11	Investments—land, buildings, and equipment basis ▶ _____ Less accumulated depreciation (attach schedule) ▶ _____					
	12	Investments—mortgage loans					
	13	Investments—other (attach schedule)	2,100,288	3,238,841	3,426,102		
	14	Land, buildings, and equipment basis ▶ _____ Less accumulated depreciation (attach schedule) ▶ _____					
15	Other assets (describe ▶ _____)						
16	Total assets (to be completed by all filers—see the instructions Also, see page 1, item I)	2,139,278	3,612,600	3,799,861			
Liabilities	17	Accounts payable and accrued expenses	8,215	34,090			
	18	Grants payable					
	19	Deferred revenue					
	20	Loans from officers, directors, trustees, and other disqualified persons					
	21	Mortgages and other notes payable (attach schedule)					
	22	Other liabilities (describe ▶ _____)					
23	Total liabilities (add lines 17 through 22)	8,215	34,090				
Net Assets or Fund Balances	Foundations that follow SFAS 117, check here <input type="checkbox"/>						
	and complete lines 24 through 26 and lines 30 and 31.						
	24	Unrestricted					
	25	Temporarily restricted					
	26	Permanently restricted					
	Foundations that do not follow SFAS 117, check here <input checked="" type="checkbox"/>						
	and complete lines 27 through 31.						
27	Capital stock, trust principal, or current funds						
28	Paid-in or capital surplus, or land, bldg, and equipment fund						
29	Retained earnings, accumulated income, endowment, or other funds	2,131,063	3,578,510				
30	Total net assets or fund balances (see instructions)	2,131,063	3,578,510				
31	Total liabilities and net assets/fund balances (see instructions)	2,139,278	3,612,600				

Part III Analysis of Changes in Net Assets or Fund Balances

1	Total net assets or fund balances at beginning of year—Part II, column (a), line 30 (must agree with end-of-year figure reported on prior year's return)	1	2,131,063
2	Enter amount from Part I, line 27a	2	1,447,447
3	Other increases not included in line 2 (itemize) ▶ _____	3	
4	Add lines 1, 2, and 3	4	3,578,510
5	Decreases not included in line 2 (itemize) ▶ _____	5	
6	Total net assets or fund balances at end of year (line 4 minus line 5)—Part II, column (b), line 30	6	3,578,510

Part IV Capital Gains and Losses for Tax on Investment Income

(a) List and describe the kind(s) of property sold (e.g., real estate, 2-story brick warehouse, or common stock, 200 shs MLC Co)	(b) How acquired P—Purchase D—Donation	(c) Date acquired (mo, day, yr)	(d) Date sold (mo, day, yr)
1a			

(e) Gross sales price	(f) Depreciation allowed (or allowable)	(g) Cost or other basis plus expense of sale	(h) Gain or (loss) (e) plus (f) minus (g)
a			
b			
c			
d			
e			

Complete only for assets showing gain in column (h) and owned by the foundation on 12/31/69			(l) Gains (Col (h) gain minus col (k), but not less than -0-) or Losses (from col (h))
(i) FMV as of 12/31/69	(j) Adjusted basis as of 12/31/69	(k) Excess of col (i) over col (j), if any	
a			
b			
c			
d			
e			

2	Capital gain net income or (net capital loss)	{ If gain, also enter in Part I, line 7 If (loss), enter -0- in Part I, line 7 }	2	189,556
3	Net short-term capital gain or (loss) as defined in sections 1222(5) and (6)			
	If gain, also enter in Part I, line 8, column (c) (see instructions) If (loss), enter -0- in Part I, line 8	}	3	7,538

Part V Qualification Under Section 4940(e) for Reduced Tax on Net Investment Income

(For optional use by domestic private foundations subject to the section 4940(a) tax on net investment income)

If section 4940(d)(2) applies, leave this part blank

Was the foundation liable for the section 4942 tax on the distributable amount of any year in the base period? Yes No
 If "Yes," the foundation does not qualify under section 4940(e) Do not complete this part

1 Enter the appropriate amount in each column for each year, see instructions before making any entries

(a) Base period years Calendar year (or tax year beginning in)	(b) Adjusted qualifying distributions	(c) Net value of noncharitable-use assets	(d) Distribution ratio (col (b) divided by col (c))
2013	300,183	2,313,151	0.12977
2012	175,764	2,104,241	0.08353
2011	163,378	1,905,003	0.08576
2010	139,994	1,948,513	0.07185
2009	240,285	2,046,603	0.11741

2	Total of line 1, column (d).	2	0.48832
3	Average distribution ratio for the 5-year base period—divide the total on line 2 by 5, or by the number of years the foundation has been in existence if less than 5 years	3	0.09766
4	Enter the net value of noncharitable-use assets for 2014 from Part X, line 5.	4	3,053,405
5	Multiply line 4 by line 3.	5	298,205
6	Enter 1% of net investment income (1% of Part I, line 27b).	6	3,027
7	Add lines 5 and 6.	7	301,232
8	Enter qualifying distributions from Part XII, line 4.	8	366,777

If line 8 is equal to or greater than line 7, check the box in Part VI, line 1b, and complete that part using a 1% tax rate See the Part VI instructions

Part VI Excise Tax Based on Investment Income (Section 4940(a), 4940(b), 4940(e), or 4948—see page 18 of the instructions)

1a	Exempt operating foundations described in section 4940(d)(2), check here <input type="checkbox"/> and enter "N/A" on line 1 Date of ruling or determination letter _____ (attach copy of letter if necessary—see instructions)		
b	Domestic foundations that meet the section 4940(e) requirements in Part V, check here <input checked="" type="checkbox"/> and enter 1% of Part I, line 27b	1	3,027
c	All other domestic foundations enter 2% of line 27b Exempt foreign organizations enter 4% of Part I, line 12, col (b)		
2	Tax under section 511 (domestic section 4947(a)(1) trusts and taxable foundations only Others enter -0-)	2	
3	Add lines 1 and 2.	3	3,027
4	Subtitle A (income) tax (domestic section 4947(a)(1) trusts and taxable foundations only Others enter -0-)	4	
5	Tax based on investment income. Subtract line 4 from line 3 If zero or less, enter -0-	5	3,027
6	Credits/Payments		
a	2014 estimated tax payments and 2013 overpayment credited to 2014	6a	2,000
b	Exempt foreign organizations—tax withheld at source	6b	
c	Tax paid with application for extension of time to file (Form 8868)	6c	
d	Backup withholding erroneously withheld	6d	
7	Total credits and payments Add lines 6a through 6d.	7	2,000
8	Enter any penalty for underpayment of estimated tax Check here <input checked="" type="checkbox"/> if Form 2220 is attached	8	3
9	Tax due. If the total of lines 5 and 8 is more than line 7, enter amount owed	9	1,030
10	Overpayment. If line 7 is more than the total of lines 5 and 8, enter the amount overpaid	10	
11	Enter the amount of line 10 to be Credited to 2015 estimated tax <input type="checkbox"/> Refunded <input type="checkbox"/>	11	

Part VII-A Statements Regarding Activities

	Yes	No
1a During the tax year, did the foundation attempt to influence any national, state, or local legislation or did it participate or intervene in any political campaign?		No
b Did it spend more than \$100 during the year (either directly or indirectly) for political purposes (see Instructions for definition)? <i>If the answer is "Yes" to 1a or 1b, attach a detailed description of the activities and copies of any materials published or distributed by the foundation in connection with the activities.</i>		No
c Did the foundation file Form 1120-POL for this year?		No
d Enter the amount (if any) of tax on political expenditures (section 4955) imposed during the year (1) On the foundation <input type="checkbox"/> \$ _____ (2) On foundation managers <input type="checkbox"/> \$ _____		
e Enter the reimbursement (if any) paid by the foundation during the year for political expenditure tax imposed on foundation managers <input type="checkbox"/> \$ _____		
2 Has the foundation engaged in any activities that have not previously been reported to the IRS? <i>If "Yes," attach a detailed description of the activities.</i>		No
3 Has the foundation made any changes, not previously reported to the IRS, in its governing instrument, articles of incorporation, or bylaws, or other similar instruments? <i>If "Yes," attach a conformed copy of the changes</i>		No
4a Did the foundation have unrelated business gross income of \$1,000 or more during the year?		No
b If "Yes," has it filed a tax return on Form 990-T for this year?		No
5 Was there a liquidation, termination, dissolution, or substantial contraction during the year? <i>If "Yes," attach the statement required by General Instruction T.</i>		No
6 Are the requirements of section 508(e) (relating to sections 4941 through 4945) satisfied either • By language in the governing instrument, or • By state legislation that effectively amends the governing instrument so that no mandatory directions that conflict with the state law remain in the governing instrument?	Yes	
7 Did the foundation have at least \$5,000 in assets at any time during the year? <i>If "Yes," complete Part II, col. (c), and Part XV.</i>	Yes	
8a Enter the states to which the foundation reports or with which it is registered (see instructions) <input type="checkbox"/> DE _____		
b If the answer is "Yes" to line 7, has the foundation furnished a copy of Form 990-PF to the Attorney General (or designate) of each state as required by General Instruction G? <i>If "No," attach explanation .</i>	Yes	
9 Is the foundation claiming status as a private operating foundation within the meaning of section 4942(j)(3) or 4942(j)(5) for calendar year 2014 or the taxable year beginning in 2014 (see instructions for Part XIV)? <i>If "Yes," complete Part XIV</i>		No
10 Did any persons become substantial contributors during the tax year? <i>If "Yes," attach a schedule listing their names and addresses.</i>		No

Part VII-A Statements Regarding Activities (continued)

11	At any time during the year, did the foundation, directly or indirectly, own a controlled entity within the meaning of section 512(b)(13)? If "Yes," attach schedule (see instructions).	11		No
12	Did the foundation make a distribution to a donor advised fund over which the foundation or a disqualified person had advisory privileges? If "Yes," attach statement (see instructions)	12		No
13	Did the foundation comply with the public inspection requirements for its annual returns and exemption application? Website address N/A	13	Yes	
14	The books are in care of DANIEL M ROSEN CPAs Telephone no (203) 622-7400 Located at 67 MASON ST GREENWICH CT ZIP+4 06830			
15	Section 4947(a)(1) nonexempt charitable trusts filing Form 990-PF in lieu of Form 1041 —Check here <input type="checkbox"/> and enter the amount of tax-exempt interest received or accrued during the year 15			
16	At any time during calendar year 2014, did the foundation have an interest in or a signature or other authority over a bank, securities, or other financial account in a foreign country? See instructions for exceptions and filing requirements for FinCEN Form 114, Report of Foreign Bank and Financial Accounts (FBAR) If "Yes", enter the name of the foreign country	16	Yes	No

Part VII-B Statements Regarding Activities for Which Form 4720 May Be Required

File Form 4720 if any item is checked in the "Yes" column, unless an exception applies.			Yes	No
1a	During the year did the foundation (either directly or indirectly)			
	(1) Engage in the sale or exchange, or leasing of property with a disqualified person? <input type="checkbox"/> Yes <input checked="" type="checkbox"/> No			
	(2) Borrow money from, lend money to, or otherwise extend credit to (or accept it from) a disqualified person? <input type="checkbox"/> Yes <input checked="" type="checkbox"/> No			
	(3) Furnish goods, services, or facilities to (or accept them from) a disqualified person? <input type="checkbox"/> Yes <input checked="" type="checkbox"/> No			
	(4) Pay compensation to, or pay or reimburse the expenses of, a disqualified person? <input type="checkbox"/> Yes <input checked="" type="checkbox"/> No			
	(5) Transfer any income or assets to a disqualified person (or make any of either available for the benefit or use of a disqualified person)? <input type="checkbox"/> Yes <input checked="" type="checkbox"/> No			
	(6) Agree to pay money or property to a government official? (Exception. Check "No" if the foundation agreed to make a grant to or to employ the official for a period after termination of government service, if terminating within 90 days) <input type="checkbox"/> Yes <input checked="" type="checkbox"/> No			
1b	If any answer is "Yes" to 1a(1)–(6), did any of the acts fail to qualify under the exceptions described in Regulations section 53.4941(d)-3 or in a current notice regarding disaster assistance (see instructions)? <input type="checkbox"/> Organizations relying on a current notice regarding disaster assistance check here.	1b		No
1c	Did the foundation engage in a prior year in any of the acts described in 1a, other than excepted acts, that were not corrected before the first day of the tax year beginning in 2014?	1c		No
2	Taxes on failure to distribute income (section 4942) (does not apply for years the foundation was a private operating foundation defined in section 4942(j)(3) or 4942(j)(5))			
a	At the end of tax year 2014, did the foundation have any undistributed income (lines 6d and 6e, Part XIII) for tax year(s) beginning before 2014? <input type="checkbox"/> Yes <input checked="" type="checkbox"/> No If "Yes," list the years 20 , 20 , 20 , 20			
2b	Are there any years listed in 2a for which the foundation is not applying the provisions of section 4942(a)(2) (relating to incorrect valuation of assets) to the year's undistributed income? (If applying section 4942(a)(2) to all years listed, answer "No" and attach statement—see instructions)	2b		No
c	If the provisions of section 4942(a)(2) are being applied to any of the years listed in 2a, list the years here 20 , 20 , 20 , 20			
3a	Did the foundation hold more than a 2% direct or indirect interest in any business enterprise at any time during the year? <input type="checkbox"/> Yes <input checked="" type="checkbox"/> No			
3b	If "Yes," did it have excess business holdings in 2014 as a result of (1) any purchase by the foundation or disqualified persons after May 26, 1969, (2) the lapse of the 5-year period (or longer period approved by the Commissioner under section 4943(c)(7)) to dispose of holdings acquired by gift or bequest, or (3) the lapse of the 10-, 15-, or 20-year first phase holding period? (<i>Use Schedule C, Form 4720, to determine if the foundation had excess business holdings in 2014.</i>)	3b		No
4a	Did the foundation invest during the year any amount in a manner that would jeopardize its charitable purposes?	4a		No
4b	Did the foundation make any investment in a prior year (but after December 31, 1969) that could jeopardize its charitable purpose that had not been removed from jeopardy before the first day of the tax year beginning in 2014?	4b		No

Part VII-B Statements Regarding Activities for Which Form 4720 May Be Required (continued)

<p>5a During the year did the foundation pay or incur any amount to</p> <p>(1) Carry on propaganda, or otherwise attempt to influence legislation (section 4945(e))? <input type="checkbox"/> Yes <input checked="" type="checkbox"/> No</p> <p>(2) Influence the outcome of any specific public election (see section 4955), or to carry on, directly or indirectly, any voter registration drive? <input type="checkbox"/> Yes <input checked="" type="checkbox"/> No</p> <p>(3) Provide a grant to an individual for travel, study, or other similar purposes? <input type="checkbox"/> Yes <input checked="" type="checkbox"/> No</p> <p>(4) Provide a grant to an organization other than a charitable, etc., organization described in section 4945(d)(4)(A)? (see instructions). <input type="checkbox"/> Yes <input checked="" type="checkbox"/> No</p> <p>(5) Provide for any purpose other than religious, charitable, scientific, literary, or educational purposes, or for the prevention of cruelty to children or animals? <input type="checkbox"/> Yes <input checked="" type="checkbox"/> No</p> <p>b If any answer is "Yes" to 5a(1)–(5), did any of the transactions fail to qualify under the exceptions described in Regulations section 53.4945 or in a current notice regarding disaster assistance (see instructions)? <input type="checkbox"/> Yes <input checked="" type="checkbox"/> No Organizations relying on a current notice regarding disaster assistance check here. <input type="checkbox"/></p> <p>c If the answer is "Yes" to question 5a(4), does the foundation claim exemption from the tax because it maintained expenditure responsibility for the grant? <input type="checkbox"/> Yes <input checked="" type="checkbox"/> No If "Yes," attach the statement required by Regulations section 53.4945–5(d).</p> <p>6a Did the foundation, during the year, receive any funds, directly or indirectly, to pay premiums on a personal benefit contract? <input type="checkbox"/> Yes <input checked="" type="checkbox"/> No</p> <p>b Did the foundation, during the year, pay premiums, directly or indirectly, on a personal benefit contract? <input type="checkbox"/> Yes <input checked="" type="checkbox"/> No If "Yes" to 6b, file Form 8870.</p> <p>7a At any time during the tax year, was the foundation a party to a prohibited tax shelter transaction? <input type="checkbox"/> Yes <input checked="" type="checkbox"/> No</p> <p>b If yes, did the foundation receive any proceeds or have any net income attributable to the transaction? <input type="checkbox"/> Yes <input checked="" type="checkbox"/> No</p>	5b	No
6b	6b	No
7b	7b	No

Part VIII Information About Officers, Directors, Trustees, Foundation Managers, Highly Paid Employees, and Contractors

1 List all officers, directors, trustees, foundation managers and their compensation (see instructions).

(a) Name and address	(b) Title, and average hours per week devoted to position	(c) Compensation (If not paid, enter -0-)	(d) Contributions to employee benefit plans and deferred compensation	(e) Expense account, other allowances
LEILA SHAKKOUR D ROSEN 67 MASON STREET GREENWICH, CT 06830	DIR/P/T/asrq 0 00	0		
MICHAEL THORNE D ROSEN 67 MASON STREET GREENWICH, CT 06830	DIR/VP/ASRQ 0 00	0		
DANIEL M ROSEN 67 MASON STREET GREENWICH, CT 06830	DIR/ASRQ 0 00	0		

2 Compensation of five highest-paid employees (other than those included on line 1—see instructions). If none, enter "NONE."

(a) Name and address of each employee paid more than \$50,000	(b) Title, and average hours per week devoted to position	(c) Compensation	(d) Contributions to employee benefit plans and deferred compensation	(e) Expense account, other allowances
NONE				

Total number of other employees paid over \$50,000.

Part VIII Information About Officers, Directors, Trustees, Foundation Managers, Highly Paid Employees, and Contractors (continued)

3 Five highest-paid independent contractors for professional services (see instructions). If none, enter "NONE".

(a) Name and address of each person paid more than \$50,000	(b) Type of service	(c) Compensation
NONE		

Total number of others receiving over \$50,000 for professional services. ▶

Part IX-A Summary of Direct Charitable Activities

List the foundation's four largest direct charitable activities during the tax year. Include relevant statistical information such as the number of organizations and other beneficiaries served, conferences convened, research papers produced, etc.	Expenses
1	
2	
3	
4	

Part IX-B Summary of Program-Related Investments (see instructions)

Describe the two largest program-related investments made by the foundation during the tax year on lines 1 and 2	Amount
1	
2	
All other program-related investments. See instructions	
3	

Total. Add lines 1 through 3 ▶

Part X Minimum Investment Return (All domestic foundations must complete this part. Foreign foundations, see instructions.)

1	Fair market value of assets not used (or held for use) directly in carrying out charitable, etc , purposes		
a	Average monthly fair market value of securities.	1a	2,883,445
b	Average of monthly cash balances.	1b	206,375
c	Fair market value of all other assets (see instructions).	1c	10,084
d	Total (add lines 1a, b, and c).	1d	3,099,904
e	Reduction claimed for blockage or other factors reported on lines 1a and 1c (attach detailed explanation).	1e	0
2	Acquisition indebtedness applicable to line 1 assets.	2	
3	Subtract line 2 from line 1d.	3	3,099,904
4	Cash deemed held for charitable activities Enter 1 1/2% of line 3 (for greater amount, see instructions).	4	46,499
5	Net value of noncharitable-use assets. Subtract line 4 from line 3 Enter here and on Part V, line 4	5	3,053,405
6	Minimum investment return. Enter 5% of line 5.	6	152,670

Part XI Distributable Amount (see instructions) (Section 4942(j)(3) and (j)(5) private operating foundations and certain foreign organizations check here and do not complete this part.)

1	Minimum investment return from Part X, line 6.	1	152,670
2a	Tax on investment income for 2014 from Part VI, line 5.	2a	3,027
b	Income tax for 2014 (This does not include the tax from Part VI).	2b	
c	Add lines 2a and 2b.	2c	3,027
3	Distributable amount before adjustments Subtract line 2c from line 1.	3	149,643
4	Recoveries of amounts treated as qualifying distributions.	4	
5	Add lines 3 and 4.	5	149,643
6	Deduction from distributable amount (see instructions).	6	
7	Distributable amount as adjusted Subtract line 6 from line 5 Enter here and on Part XIII, line 1.	7	149,643

Part XII Qualifying Distributions (see instructions)

1	Amounts paid (including administrative expenses) to accomplish charitable, etc , purposes		
a	Expenses, contributions, gifts, etc —total from Part I, column (d), line 26.	1a	366,777
b	Program-related investments—total from Part IX-B.	1b	
2	Amounts paid to acquire assets used (or held for use) directly in carrying out charitable, etc , purposes.	2	
3	Amounts set aside for specific charitable projects that satisfy the		
a	Suitability test (prior IRS approval required).	3a	
b	Cash distribution test (attach the required schedule).	3b	
4	Qualifying distributions. Add lines 1a through 3b Enter here and on Part V, line 8, and Part XIII, line 4	4	366,777
5	Foundations that qualify under section 4940(e) for the reduced rate of tax on net investment income Enter 1% of Part I, line 27b (see instructions).	5	3,027
6	Adjusted qualifying distributions. Subtract line 5 from line 4.	6	363,750

Note: The amount on line 6 will be used in Part V, column (b), in subsequent years when calculating whether the foundation qualifies for the section 4940(e) reduction of tax in those years

Part XIII Undistributed Income (see instructions)

	(a) Corpus	(b) Years prior to 2013	(c) 2013	(d) 2014
1 Distributable amount for 2014 from Part XI, line 7				149,643
2 Undistributed income, if any, as of the end of 2014				
a Enter amount for 2013 only.				
b Total for prior years 20__ , 20__ , 20__				
3 Excess distributions carryover, if any, to 2014				
a From 2009.				135,430
b From 2010.				42,935
c From 2011.				70,464
d From 2012.				70,606
e From 2013.				185,971
f Total of lines 3a through e.	505,406			
4 Qualifying distributions for 2014 from Part XII, line 4 ▶ \$ <u>366,777</u>				
a Applied to 2013, but not more than line 2a				
b Applied to undistributed income of prior years (Election required—see instructions).				
c Treated as distributions out of corpus (Election required—see instructions).	0			
d Applied to 2014 distributable amount.				149,643
e Remaining amount distributed out of corpus	217,134			
5 Excess distributions carryover applied to 2014 <i>(If an amount appears in column (d), the same amount must be shown in column (a).)</i>				
6 Enter the net total of each column as indicated below:				
a Corpus Add lines 3f, 4c, and 4e Subtract line 5	722,540			
b Prior years' undistributed income Subtract line 4b from line 2b.				
c Enter the amount of prior years' undistributed income for which a notice of deficiency has been issued, or on which the section 4942(a) tax has been previously assessed.				
d Subtract line 6c from line 6b Taxable amount—see instructions				
e Undistributed income for 2013 Subtract line 4a from line 2a Taxable amount—see instructions				
f Undistributed income for 2014 Subtract lines 4d and 5 from line 1 This amount must be distributed in 2015				0
7 Amounts treated as distributions out of corpus to satisfy requirements imposed by section 170(b)(1)(F) or 4942(g)(3) (Election may be required - see instructions)				
8 Excess distributions carryover from 2009 not applied on line 5 or line 7 (see instructions) . . .	135,430			
9 Excess distributions carryover to 2015. Subtract lines 7 and 8 from line 6a	587,110			
10 Analysis of line 9				
a Excess from 2010.				42,935
b Excess from 2011.				70,464
c Excess from 2012.				70,606
d Excess from 2013.				185,971
e Excess from 2014.				217,134

Part XIV Private Operating Foundations (see instructions and Part VII-A, question 9)

1a If the foundation has received a ruling or determination letter that it is a private operating foundation, and the ruling is effective for 2014, enter the date of the ruling.

b Check box to indicate whether the organization is a private operating foundation described in section 4942(j)(3) or 4942(j)(5)

	Tax year	Prior 3 years			(e) Total
	(a) 2014	(b) 2013	(c) 2012	(d) 2011	
2a Enter the lesser of the adjusted net income from Part I or the minimum investment return from Part X for each year listed					
b 85% of line 2a					
c Qualifying distributions from Part XII, line 4 for each year listed					
d Amounts included in line 2c not used directly for active conduct of exempt activities					
e Qualifying distributions made directly for active conduct of exempt activities Subtract line 2d from line 2c					
3 Complete 3a, b, or c for the alternative test relied upon					
a "Assets" alternative test—enter					
(1) Value of all assets					
(2) Value of assets qualifying under section 4942(j)(3)(B)(i)					
b "Endowment" alternative test— enter 2/3 of minimum investment return shown in Part X, line 6 for each year listed.					
c "Support" alternative test—enter					
(1) Total support other than gross investment income (interest, dividends, rents, payments on securities loans (section 512(a)(5)), or royalties)					
(2) Support from general public and 5 or more exempt organizations as provided in section 4942(j)(3)(B)(iii).					
(3) Largest amount of support from an exempt organization					
(4) Gross investment income					

Part XV Supplementary Information (Complete this part only if the organization had \$5,000 or more in assets at any time during the year—see instructions.)

1 Information Regarding Foundation Managers:

a List any managers of the foundation who have contributed more than 2% of the total contributions received by the foundation before the close of any tax year (but only if they have contributed more than \$5,000) (See section 507(d)(2))

See Additional Data Table

b List any managers of the foundation who own 10% or more of the stock of a corporation (or an equally large portion of the ownership of a partnership or other entity) of which the foundation has a 10% or greater interest

2 Information Regarding Contribution, Grant, Gift, Loan, Scholarship, etc., Programs:

Check here if the foundation only makes contributions to preselected charitable organizations and does not accept unsolicited requests for funds. If the foundation makes gifts, grants, etc. (see instructions) to individuals or organizations under other conditions, complete items 2a, b, c, and d

a The name, address, and telephone number or email address of the person to whom applications should be addressed

b The form in which applications should be submitted and information and materials they should include

c Any submission deadlines

d Any restrictions or limitations on awards, such as by geographical areas, charitable fields, kinds of institutions, or other factors

Part XV **Supplementary Information** (continued)

3 Grants and Contributions Paid During the Year or Approved for Future Payment

Recipient Name and address (home or business)	If recipient is an individual, show any relationship to any foundation manager or substantial contributor	Foundation status of recipient	Purpose of grant or contribution	Amount
a <i>Paid during the year</i> See Additional Data Table				
Total				3a 342,403
b <i>Approved for future payment</i>				
Total				3b

Form 990PF Part XV Line 1a - List any managers of the foundation who have contributed more than 2% of the total contributions received by the foundation before the close of any tax year (but only if they have contributed more than \$5,000).

LEILA SHAKKOUR
MICHAEL THORNE

Form 990PF Part XV Line 3 - Grants and Contributions Paid During the Year or Approved for Future Payment

Recipient	If recipient is an individual, show any relationship to any foundation manager or substantial contributor	Foundation status of recipient	Purpose of grant or contribution	Amount
Name and address (home or business)				
a <i>Paid during the year</i>				
GLOBAL PARTNERSHIP FOR AFGHANISTAN PO Box 1237 new york, NY 10276	None	PC	support for afghan farmers	2,500
Flying Cloud Institute inc 731 S Sandisfield Rd New Marlborou, MA 01230	None	PC	support for education	30,000
GVSHIP 232 East 11th St new york, NY 10003	None	PC	support for community preservation	2,000
OAAW po box 946 new york, NY 10024	None	Public	support for afghan women	3,000
Citymeals on Wheels 355 Lexington Avenue new york, NY 10017	None	PC	community support	7,500
CT Food Bank PO Box 8686 New Haven, CT 06531	None	PC	community support	3,000
Film Forum 209 West Houston Street New York, NY 10014	None	PC	Support for the Arts	250
Scholarship Plus 525 East 80th Street St 11A New York, NY 10075	None	PC	Support for Education	43,500
FIGURE SKATING FOR HARLEM 361 West 125th St 2nd Floor NEW YORK, NY 10027	None	PC	community support	22,500
GRANT FOUNDATION 6739 Reynolds Street PITTSBURGH, PA 15206	None	PC	support for international health	15,000
NYT NEEDIEST CASES 620 EIGHTH AVENUE NEW YORK, NY 10018	None	PC	COMMUNITY SUPPORT	7,500
SEEING PLACE THEATER 165 East 87th Street NEW YORK, NY 10128	None	PC	SUPPORT FOR THE ARTS	250
UNITED PALESTINIAN APPEAL 1330 New Hampshire Ave nw suite 104 WASHINGTON, DC 20036	None	PC	international humanitarian support	3,000
YWCA OF Yonkers 87 S Broadway Yonkers, NY 10701	None	PC	COMMUNITY SUPPORT	4,000
Americans for Oxford 500 Fifth Avenue 32nd Floor New York, NY 10110	None	PC	SUPPORT FOR EDUCATION	28,000
Total				342,403

Form 990PF Part XV Line 3 - Grants and Contributions Paid During the Year or Approved for Future Payment

Recipient	If recipient is an individual, show any relationship to any foundation manager or substantial contributor	Foundation status of recipient	Purpose of grant or contribution	Amount
Name and address (home or business)				
a <i>Paid during the year</i>				
Community Access 2 Washington Street 9th Floor New York, NY 10004	None	PC	Support for people with mental illness	5,000
Center for Patient Partnerships 975 Bascom Mall Suite 4311 Madison, WI 53706	None	PC	Support for PUBLIC HEALTH	50,000
World Foundation for Music and Heal 799 Broadway 305 New York, NY 10003	None	PC	SUPPORT FOR THE ARTS	1,250
mind builders 656 East 237th Street 1st Flr bronx, NY 10466	None	PC	support for community and the arts	20,000
tufts university 419 Boston Ave Medford, MA 02155	None	PC	Support for education	35,000
Rubin Museum of Art 150 West 17th Street New York, NY 10011	NONE	PC	art museum support	75
le poisson rouge 158 Bleecker Street New York, NY 10012	NONE	PC	Support for the arts	150
New York Foundation for the arts 20 Jay Street Brooklyn, NY 11201	NONE	PC	Support for the arts	20,000
Center for Traditional Music and Da 32 Broadway Suite 1314 New York, NY 10004	NONE	PC	Support for the arts	250
Hygienic Gallery 70 Bank Street New London, CT 06320	NONE	PC	Support for the arts	50
The Julliard School 60 Lincoln Center Plaza New York, NY 10023	NONE	PC	Support for the arts	11,000
National Resources Defense Council 40 West 20th Street New York, NY 10011	NONE	PC	Support for the environment	1,000
New London Maritime Society 150 Bank Street New London, CT 06320	NONE	PC	Support for preserving and promoting New London's maritime heritage	1,000
Safe Futures 16 Jay Street New London, CT 06320	NONE	PC	Support for domestic violence and sexual assault victims	500
New London Landmarks 49 Washington Street New London, CT 06320	NONE	PC	to promote the preservation and development of the urban environment of New London	250
Total			3a	342,403

Form 990PF Part XV Line 3 - Grants and Contributions Paid During the Year or Approved for Future Payment

Recipient	If recipient is an individual, show any relationship to any foundation manager or substantial contributor	Foundation status of recipient	Purpose of grant or contribution	Amount
Name and address (home or business)				
a <i>Paid during the year</i>				
UW Odyssey Project 21 N Park Street Madison, WI 53715	NONE	PC	Support for education	1,000
Burma Border Projects PO Box 20173 West Side Station Worcester, MA 01602	NONE	PC	Support for the children of Burma	200
New London High School 490 Jefferson Ave New London, CT 06320	NONE	PC	Support for education	100
One Goal 55 Exchange Place New York, NY 10005	NONE	PC	support for education	20,000
Wikimdeia Foundation 149 New Montgomery Street San Francisco, CA 94105	NONE	PC	encouraging the growth, development and distribution of free, multilingual, educational content	578
Mishawaka Foundation Blake Hitabrand 1136 Ashland ave Wilmette, IL 60091	NONE	PC	support for the education, growth and development of youth through summer camping	3,000
Total				342,403

TY 2014 Investments - Other Schedule

Name: LLL FOUNDATION INC

EIN: 57-1147978

Software ID: 14000265

Software Version: 2014v5.0

Category/ Item	Listed at Cost or FMV	Book Value	End of Year Fair Market Value
artwork	AT COST	10,084	10,084
r/c global energy and power fund	AT COST	278,800	278,342
slp iii private investors fund	AT COST	184,552	425,462
strategic partners fund	AT COST		193,890
valens fund	AT COST	377,279	154,202
wpg corporate development trust	AT COST	3,825	3,825
Archimedes Family LLC	AT COST	1,612,231	1,612,231
Blacklight Power Inc	AT COST	14,433	24,742
bond funds - charles schwab	AT COST	246,451	235,686
Equity Funds - Charles Schwab	AT COST	511,186	487,638

TY 2014 Other Expenses Schedule

Name: LLL FOUNDATION INC

EIN: 57-1147978

Software ID: 14000265

Software Version: 2014v5.0

Description	Revenue and Expenses per Books	Net Investment Income	Adjusted Net Income	Disbursements for Charitable Purposes
DUES & SUBSCRIPTIONS	1,081	541		540
filing fees	424	212		212
investment management fees	5,944	5,944		
meals & entertainment	1,426	356		357
office expenses	1,394	697		697
portfolio deductions from k-1	278	278		
Special Event Expenses	2,709			2,709

TY 2014 Other Income Schedule

Name: LLL FOUNDATION INC

EIN: 57-1147978

Software ID: 14000265

Software Version: 2014v5.0

Description	Revenue And Expenses Per Books	Net Investment Income	Adjusted Net Income
class action proceeds	640	640	
passthrough Income	112,231	103,218	
tax exempt interest	3,529		

TY 2014 Other Professional Fees Schedule

Name: LLL FOUNDATION INC

EIN: 57-1147978

Software ID: 14000265

Software Version: 2014v5.0

Category	Amount	Net Investment Income	Adjusted Net Income	Disbursements for Charitable Purposes
consulting fees	16,500	0	0	16,500
professional fees	3,500	1,750	0	1,750

TY 2014 Taxes Schedule

Name: LLL FOUNDATION INC

EIN: 57-1147978

Software ID: 14000265

Software Version: 2014v5.0

Category	Amount	Net Investment Income	Adjusted Net Income	Disbursements for Charitable Purposes
federal taxes - net	298			

Schedule B
(Form 990, 990-EZ, or 990-PF)

Schedule of Contributors

OMB No 1545-0047

▶ Attach to Form 990, 990-EZ, or 990-PF.

2014

Department of the Treasury
Internal Revenue Service

▶ Information about Schedule B (Form 990, 990-EZ, or 990-PF) and its instructions is at www.irs.gov/form990.

Name of the organization
LLL FOUNDATION INC

Employer identification number
57-1147978

Organization type (check one)

Filers of:

Section:

Form 990 or 990-EZ

501(c)() (enter number) organization

4947(a)(1) nonexempt charitable trust **not** treated as a private foundation

527 political organization

Form 990-PF

501(c)(3) exempt private foundation

4947(a)(1) nonexempt charitable trust treated as a private foundation

501(c)(3) taxable private foundation

Check if your organization is covered by the **General Rule** or a **Special Rule**.

Note. Only a section 501(c)(7), (8), or (10) organization can check boxes for both the General Rule and a Special Rule. See instructions.

General Rule

For an organization filing Form 990, 990-EZ, or 990-PF that received, during the year, contributions totaling \$5,000 or more (in money or other property) from any one contributor. Complete Parts I and II. See instructions for determining a contributor's total contributions.

Special Rules

For an organization described in section 501(c)(3) filing Form 990 or 990-EZ that met the 33¹/₃% support test of the regulations under sections 509(a)(1) and 170(b)(1)(A)(vi), that checked Schedule A (Form 990 or 990-EZ), Part II, line 13, 16a, or 16b, and that received from any one contributor, during the year, total contributions of the greater of **(1)** \$5,000 or **(2)** 2% of the amount on (i) Form 990, Part VIII, line 1h, or (ii) Form 990-EZ, line 1. Complete Parts I and II.

For an organization described in section 501(c)(7), (8), or (10) filing Form 990 or 990-EZ that received from any one contributor, during the year, total contributions of more than \$1,000 *exclusively* for religious, charitable, scientific, literary, or educational purposes, or for the prevention of cruelty to children or animals. Complete Parts I, II, and III.

For an organization described in section 501(c)(7), (8), or (10) filing Form 990 or 990-EZ that received from any one contributor, during the year, contributions *exclusively* for religious, charitable, etc., purposes, but no such contributions totaled more than \$1,000. If this box is checked, enter here the total contributions that were received during the year for an *exclusively* religious, charitable, etc., purpose. Do not complete any of the parts unless the **General Rule** applies to this organization because it received *nonexclusively* religious, charitable, etc., contributions totaling \$5,000 or more during the year. . . . ▶ \$ _____

Caution. An organization that is not covered by the General Rule and/or the Special Rules does not file Schedule B (Form 990, 990-EZ, or 990-PF), but it **must** answer "No" on Part IV, line 2, of its Form 990, or check the box on line H of its Form 990-EZ or on its Form 990PF, Part I, line 2, to certify that it does not meet the filing requirements of Schedule B (Form 990, 990-EZ, or 990-PF).

Name of organization
LLL FOUNDATION INC

Employer identification number
57-1147978

Part I **Contributors** (see instructions) Use duplicate copies of Part I if additional space is needed

(a) No.	(b) Name, address, and ZIP + 4	(c) Total contributions	(d) Type of contribution
1	LEILA SHAKKOUR MICHAEL THORNE D ROSEN 67 MASON STREET greenwich, CT 06830	\$ 1,500,000	Person <input checked="" type="checkbox"/> Payroll <input type="checkbox"/> Noncash <input checked="" type="checkbox"/> (Complete Part II for noncash contributions)
—	_____ _____ _____	\$ _____	Person <input type="checkbox"/> Payroll <input type="checkbox"/> Noncash <input type="checkbox"/> (Complete Part II for noncash contributions)
—	_____ _____ _____	\$ _____	Person <input type="checkbox"/> Payroll <input type="checkbox"/> Noncash <input type="checkbox"/> (Complete Part II for noncash contributions)
—	_____ _____ _____	\$ _____	Person <input type="checkbox"/> Payroll <input type="checkbox"/> Noncash <input type="checkbox"/> (Complete Part II for noncash contributions)
—	_____ _____ _____	\$ _____	Person <input type="checkbox"/> Payroll <input type="checkbox"/> Noncash <input type="checkbox"/> (Complete Part II for noncash contributions)
—	_____ _____ _____	\$ _____	Person <input type="checkbox"/> Payroll <input type="checkbox"/> Noncash <input type="checkbox"/> (Complete Part II for noncash contributions)

Name of organization
LLL FOUNDATION INC

Employer identification number
57-1147978

Part II Noncash Property (see instructions) Use duplicate copies of Part II if additional space is needed

(a) No. from Part I	(b) Description of noncash property given	(c) FMV (or estimate) (see instructions)	(d) Date received
1	\$1,200,000 Archimedes Family LLC capital account transfer	\$1,200,000	2014-01-01

Name of organization
LLL FOUNDATION INC

Employer identification number
57-1147978

Part III Exclusively religious, charitable, etc., contributions to organizations described in section 501(c)(7), (8), or (10) that total more than \$1,000 for the year from any one contributor. Complete columns (a) through (e) and the following line entry. For organizations completing Part III, enter the total of exclusively religious, charitable, etc., contributions of \$1,000 or less for the year. (Enter this information once. See instructions.) ▶ \$ _____
Use duplicate copies of Part III if additional space is needed.

(a) No. from Part I	(b) Purpose of gift	(c) Use of gift	(d) Description of how gift is held
_____	_____	_____	_____
	_____	_____	_____
	_____	_____	_____

(e) Transfer of gift	
Transferee's name, address, and ZIP 4	Relationship of transferor to transferee
_____	_____
_____	_____
_____	_____

(a) No. from Part I	(b) Purpose of gift	(c) Use of gift	(d) Description of how gift is held
_____	_____	_____	_____
	_____	_____	_____
	_____	_____	_____

(e) Transfer of gift	
Transferee's name, address, and ZIP 4	Relationship of transferor to transferee
_____	_____
_____	_____
_____	_____

(a) No. from Part I	(b) Purpose of gift	(c) Use of gift	(d) Description of how gift is held
_____	_____	_____	_____
	_____	_____	_____
	_____	_____	_____

(e) Transfer of gift	
Transferee's name, address, and ZIP 4	Relationship of transferor to transferee
_____	_____
_____	_____
_____	_____

(a) No. from Part I	(b) Purpose of gift	(c) Use of gift	(d) Description of how gift is held
_____	_____	_____	_____
	_____	_____	_____
	_____	_____	_____

(e) Transfer of gift	
Transferee's name, address, and ZIP 4	Relationship of transferor to transferee
_____	_____
_____	_____
_____	_____



Schwab One® Account of
LLL FOUNDATION INC

Account Number
7034-3344

Report Period
January 1 - December 31,
2014

2014 Year-End Schwab Gain/Loss Report

Realized Gain or (Loss)

Accounting Method
Mutual Funds Average
All Other Investments First In First Out [FIFO]

Short-Term	Quantity/Par	Acquired/ Opened	Sold/ Closed	Total Proceeds	Cost Basis	Realized Gain or (Loss)
ACCENTURE PLC CL A F ACN	45 0000	08/18/14	08/26/14	\$3,678 72	N/A	N/A
Security Subtotal				\$3,678.72	N/A	N/A
ADOBE SYSTEMS INC ADBE	1 0000	11/11/13	08/26/14	\$72 10	\$55 38 ^t	\$16 72
ADOBE SYSTEMS INC ADBE	2 0000	06/23/14	08/26/14	\$144 20	\$145 44 ^t	(\$1 24)
Security Subtotal				\$216.30	\$200.82	\$15.48
ALLIANCE DATA SYSTEMS ADS	1 0000	07/25/14	08/26/14	\$267 08	\$270 04 ^t	(\$2 96)
Security Subtotal				\$267.08	\$270.04	(\$2.96)
ALTRIA GROUP INC MO	68 0000	07/10/14	08/26/14	\$2,917 89	\$2,916 67 ^t	\$1 22
Security Subtotal				\$2,917.89	\$2,916.67	\$1.22
AMPHENOL CORP CL A APH	14 0000	12/12/13	08/26/14	\$1,462 42	\$1,192 83 ^t	\$269 59
AMPHENOL CORP CL A APH	11 0000	12/13/13	08/26/14	\$1,149 04	\$936 77 ^t	\$212 27
AMPHENOL CORP CL A APH	8 0000	01/14/14	08/26/14	\$835 67	\$735 67 ^t	\$100 00
AMPHENOL CORP CL A APH	1 0000	01/29/14	08/26/14	\$104 46	\$85 52 ^t	\$18 94
AMPHENOL CORP CL A APH	1 0000	02/14/14	08/26/14	\$104 46	\$88 17 ^t	\$16 29

Please see "Endnotes for Your Account" section for an explanation of the endnote codes and symbols on this report



Schwab One® Account of
LLL FOUNDATION INC

Account Number
7034-3344


Report Period
January 1 - December 31,
2014

2014 Year-End Schwab Gain/Loss Report

Realized Gain or (Loss) (continued)

Accounting Method
Mutual Funds Average
All Other Investments First In First Out [FIFO]

Short-Term (continued)	Quantity/Par	Acquired/ Opened	Sold/ Closed	Total Proceeds	Cost Basis	Realized Gain or (Loss)
AMPHENOL CORP CL A APH	6 0000	03/20/14	08/26/14	\$626 75	\$546 49 ^t	\$80 26
AMPHENOL CORP CL A APH	3 0000	04/07/14	08/26/14	\$313 38	\$276 90 ^t	\$36 48
AMPHENOL CORP CL A APH	1 0000	06/23/14	08/26/14	\$104 46	\$97 08 ^t	\$7 38
AMPHENOL CORP CL A APH	1 0000	07/25/14	08/26/14	\$104 46	\$97 23 ^t	\$7 23
AMPHENOL CORP CL A APH	5 0000	07/28/14	08/26/14	\$522 29	\$488 03 ^t	\$34 26
Security Subtotal				\$5,327.39	\$4,544.69	\$782.70
APPLE INC AAPL	21 0000	04/29/14	08/26/14	\$2,123 29	\$1,773 05 ^t	\$350 24
APPLE INC AAPL	2 0000	06/23/14	08/26/14	\$202 22	\$182 01 ^t	\$20 21
APPLE INC AAPL	5 0000	07/28/14	08/26/14	\$505 54	\$490 65 ^t	\$14 89
Security Subtotal				\$2,831.05	\$2,445.71	\$385.34
APPLIED MATERIALS INC AMAT	194 0000	11/05/13	08/26/14	\$4,320 48	\$3,445 40 ^t	\$875 08
APPLIED MATERIALS INC AMAT	5 0000	01/29/14	08/26/14	\$111 35	\$84 02 ^t	\$27 33
APPLIED MATERIALS INC AMAT	1 0000	04/07/14	08/26/14	\$22 27	\$20 10 ^t	\$2 17



G000000540232



Schwab One® Account of
LLL FOUNDATION INC

Account Number
7034-3344

Report Period
January 1 - December 31,
2014

2014 Year-End Schwab Gain/Loss Report

Realized Gain or (Loss) (continued)

Accounting Method
Mutual Funds Average
All Other Investments First In First Out [FIFO]

Short-Term (continued)	Quantity/Par	Acquired/ Opened	Sold/ Closed	Total Proceeds	Cost Basis	Realized Gain or (Loss)
APPLIED MATERIALS INC AMAT	6 0000	04/07/14	08/26/14	\$133 62	\$120 63 ^t	\$12 99
APPLIED MATERIALS INC AMAT	24 0000	06/03/14	08/26/14	\$534 50	\$512 98 ^t	\$21 52
Security Subtotal				\$5,122.22	\$4,183.13	\$939.09
ARM HOLDINGS PLC ADR F1 ADR REP 3 ORD ARMH	2 0000	06/23/14	08/26/14	\$95 04	\$92 60 ^t	\$2 44
Security Subtotal				\$95.04	\$92.60	\$2.44
ARUBA NETWORKS INC ARUN	4 0000	11/11/13	08/26/14	\$81 16	\$73 03 ^t	\$8 13
Security Subtotal				\$81.16	\$73.03	\$8.13
ASPEN TECHNOLOGY INC AZPN	6 0000	06/23/14	08/26/14	\$255 00	\$275 98 ^t	(\$20 98)
ASPEN TECHNOLOGY INC AZPN	20 0000	06/24/14	08/26/14	\$849 98	\$919 84 ^t	(\$69 86)
Security Subtotal				\$1,104.98	\$1,195.82	(\$90.84)
AUTODESK INC ADSK	48 0000	11/27/13	08/26/14	\$2,610 90	\$2,178 64 ^t	\$432 26
AUTODESK INC ADSK	4 0000	01/14/14	08/26/14	\$217 58	\$209 01 ^t	\$8 57
AUTODESK INC ADSK	3 0000	01/15/14	08/26/14	\$163 18	\$159 96 ^t	\$3 22
AUTODESK INC ADSK	2 0000	01/16/14	08/26/14	\$108 79	\$107 05 ^t	\$1 74



Schwab One® Account of
LLL FOUNDATION INC

Account Number
7034-3344

Report Period
January 1 - December 31,
2014

2014 Year-End Schwab Gain/Loss Report

Realized Gain or (Loss) (continued)

Accounting Method
Mutual Funds Average
All Other Investments First In First Out [FIFO]

Short-Term (continued)	Quantity/Par	Acquired/ Opened	Sold/ Closed	Total Proceeds	Cost Basis	Realized Gain or (Loss)
AUTODESK INC ADSK	9 0000	02/28/14	08/26/14	\$489 54	\$481 96 ^t	\$7 58
AUTODESK INC ADSK	2 0000	07/25/14	08/26/14	\$108 79	\$111 54 ^t	(\$2 75)
Security Subtotal				\$3,698.78	\$3,248.16	\$450.62
AVAGO TECHNOLOGIES F AVGO	52 0000	08/18/14	08/26/14	\$3,925 44	N/A	N/A
Security Subtotal				\$3,925.44	N/A	N/A
AVENUE CREDIT STRATEGIES INST ACSBX	282 0300	multiple	08/26/14	\$3,336 41	\$3,186 00 ^t	\$150 41
Security Subtotal				\$3,336.41	\$3,186.00	\$150.41
BB&T CORPORATION BBT	5 0000	01/23/14	08/26/14	\$187 80	\$193 92 ^t	(\$6 12)
BB&T CORPORATION BBT	19 0000	01/24/14	08/26/14	\$713 64	\$730 43 ^t	(\$16 79)
BB&T CORPORATION BBT	15 0000	01/27/14	08/26/14	\$563 40	\$571 03 ^t	(\$7 63)
BB&T CORPORATION BBT	11 0000	01/28/14	08/26/14	\$413 16	\$415 54 ^t	(\$2 38)
BB&T CORPORATION BBT	9 0000	01/30/14	08/26/14	\$338 04	\$340 90 ^t	(\$2 86)
BB&T CORPORATION BBT	22 0000	01/31/14	08/26/14	\$826 33	\$825 30 ^t	\$1 03
Security Subtotal				\$3,042.37	\$3,077.12	(\$34.75)



G000000540332



Schwab One® Account of
LLL FOUNDATION INC

Account Number
7034-3344

Report Period
January 1 - December 31,
2014

2014 Year-End Schwab Gain/Loss Report

Realized Gain or (Loss) (continued)

Accounting Method
Mutual Funds Average
All Other Investments First In First Out [FIFO]

Short-Term (continued)	Quantity/Par	Acquired/ Opened	Sold/ Closed	Total Proceeds	Cost Basis	Realized Gain or (Loss)
BRISTOL-MYERS SQUIBB CO BMY	16 0000	01/15/14	08/26/14	\$813 19	\$880 99 ^t	(\$67 80)
Security Subtotal				\$813.19	\$880.99	(\$67.80)
CHEVRON CORPORATION CVX	1 0000	06/20/14	08/26/14	\$128 43	\$131 57 ^t	(\$3 14)
CHEVRON CORPORATION CVX	2 0000	06/20/14	08/26/14	\$256 86	\$264 73 ^t	(\$7 87)
CHEVRON CORPORATION CVX	4 0000	06/20/14	08/26/14	\$513 71	\$528 56 ^t	(\$14 85)
CHEVRON CORPORATION CVX	1 0000	06/23/14	08/26/14	\$128 43	\$132 57 ^t	(\$4 14)
CHEVRON CORPORATION CVX	1 0000	06/23/14	08/26/14	\$128 43	\$132 67 ^t	(\$4 24)
CHEVRON CORPORATION CVX	1 0000	06/23/14	08/26/14	\$128 43	\$132 87 ^t	(\$4 44)
CHEVRON CORPORATION CVX	1 0000	07/23/14	08/26/14	\$128 41	\$133 86 ^t	(\$5 45)
CHEVRON CORPORATION CVX	2 0000	07/23/14	08/26/14	\$256 86	\$267 73 ^t	(\$10 87)
Security Subtotal				\$1,669.56	\$1,724.56	(\$55.00)
CIENA CORP NEW CIEN	1 0000	11/11/13	08/26/14	\$20 50	\$23 03 ^t	(\$2 53)
CIENA CORP NEW CIEN	20 0000	04/04/14	08/26/14	\$410 05	\$457 43 ^t	(\$47 38)
Security Subtotal				\$430.55	\$480.46	(\$49.91)



Schwab One® Account of
LLL FOUNDATION INC

Account Number
7034-3344

Report Period
January 1 - December 31,
2014

2014 Year-End Schwab Gain/Loss Report

Realized Gain or (Loss) (continued)

Accounting Method
Mutual Funds Average
All Other Investments First In First Out [FIFO]

Short-Term (continued)	Quantity/Par	Acquired/ Opened	Sold/ Closed	Total Proceeds	Cost Basis	Realized Gain or (Loss)
CLEARBRIDGE EQTY INCM FD CL I SOPYX	175 5470	multiple	08/26/14	\$3,514 45	\$3,166 52 ^t	\$347 93
Security Subtotal				\$3,514.45	\$3,166.52	\$347.93
COCA COLA COMPANY KO	22 0000	06/23/14	08/26/14	\$917 05	\$915 16 ^t	\$1 89
Security Subtotal				\$917.05	\$915.16	\$1.89
COGNIZANT TECH SOL CL A CTSH	38 0000	11/12/13	08/26/14	\$1,747 62	\$1,727 94 ^t	\$19 68
Security Subtotal				\$1,747.62	\$1,727.94	\$19.68
COLUMBIA CONVERTIBLE SEC FD CL Z NCIAX	204 7830	multiple	08/26/14	\$4,085 42	\$3,757 00 ^t	\$328 42
Security Subtotal				\$4,085.42	\$3,757.00	\$328.42
COMMVAULT SYSTEMS INC CVLT	3 0000	03/20/14	08/26/14	\$164 07	\$206 38 ^t	(\$42 31)
COMMVAULT SYSTEMS INC CVLT	9 0000	04/28/14	08/26/14	\$492 21	\$420 50 ^t	\$71 71
Security Subtotal				\$656.28	\$626.88	\$29.40
CONCUR TECHNOLOGIES INC CNQR	13 0000	07/08/14	08/26/14	\$1,299 72	\$1,166 89 ^t	\$132 83
Security Subtotal				\$1,299.72	\$1,166.89	\$132.83



G000000540432



Schwab One® Account of
LLL FOUNDATION INC

Account Number
7034-3344

Report Period
January 1 - December 31,
2014

2014 Year-End Schwab Gain/Loss Report

Realized Gain or (Loss) (continued)

Accounting Method
Mutual Funds Average
All Other Investments First In First Out [FIFO]

Short-Term (continued)	Quantity/Par	Acquired/ Opened	Sold/ Closed	Total Proceeds	Cost Basis	Realized Gain or (Loss)
CORNERSTONE ONDEMAND INC CSOD	5 0000	06/20/14	08/26/14	\$185 50	\$225 20 ^t	(\$39 70)
Security Subtotal				\$185.50	\$225.20	(\$39.70)
D T E ENERGY COMPANY DTE	2 0000	08/26/13	08/26/14	\$154 64	\$134 22 ^t	\$20 42
D T E ENERGY COMPANY DTE	1 0000	08/27/13	08/26/14	\$77 32	\$67 17 ^t	\$10 15
D T E ENERGY COMPANY DTE	1 0000	08/27/13	08/26/14	\$77 32	\$67 21 ^t	\$10 11
D T E ENERGY COMPANY DTE	1 0000	08/28/13	08/26/14	\$77 32	\$67 25 ^t	\$10 07
D T E ENERGY COMPANY DTE	1 0000	08/29/13	08/26/14	\$77 30	\$66 98 ^t	\$10 32
Security Subtotal				\$463.90	\$402.83	\$61.07
DEALERTRACK TECHNOLOGIES TRAK	3 0000	06/02/14	08/26/14	\$127 83	\$118 99 ^t	\$8 84
Security Subtotal				\$127.83	\$118.99	\$8.84
DEMANDWARE INC DWRE	1 0000	08/06/14	08/26/14	\$54 33	\$52 00 ^t	\$2 33
DEMANDWARE INC DWRE	1 0000	08/06/14	08/26/14	\$54 33	\$52 01 ^t	\$2 32
DEMANDWARE INC DWRE	5 0000	08/06/14	08/26/14	\$271 65	\$258 87 ^t	\$12 78
Security Subtotal				\$380.31	\$362.88	\$17.43



Schwab One® Account of
LLL FOUNDATION INC

Account Number
7034-3344


Report Period
January 1 - December 31,
2014

2014 Year-End Schwab Gain/Loss Report

Realized Gain or (Loss) (continued)

Accounting Method
Mutual Funds Average
All Other Investments First In First Out [FIFO]

Short-Term (continued)	Quantity/Par	Acquired/ Opened	Sold/ Closed	Total Proceeds	Cost Basis	Realized Gain or (Loss)
DOUBLELINE TOTAL RETURN BD FD CL I DBLTX	183 3940	03/17/14	08/26/14	\$2,022 84	\$2,075 91 ^t	(\$53 07)
Security Subtotal				\$2,022.84	\$2,075.91	(\$53.07)
E M C CORP MASS EMC	10 0000	11/11/13	08/26/14	\$295 10	\$239 04 ^t	\$56 06
E M C CORP MASS EMC	5 0000	02/14/14	08/26/14	\$147 55	\$126 89 ^t	\$20 66
E M C CORP MASS EMC	6 0000	03/20/14	08/26/14	\$177 06	\$166 25 ^t	\$10 81
E M C CORP MASS EMC	5 0000	06/23/14	08/26/14	\$147 55	\$131 67 ^t	\$15 88
E M C CORP MASS EMC	17 0000	07/28/14	08/26/14	\$501 69	\$498 74 ^t	\$2 95
Security Subtotal				\$1,268.95	\$1,162.59	\$106.36
EDISON INTERNATIONAL EIX	3 0000	08/08/14	08/26/14	\$175 17	\$170 46 ^t	\$4 71
EDISON INTERNATIONAL EIX	4 0000	08/08/14	08/26/14	\$233 56	\$226 37 ^t	\$7 19
EDISON INTERNATIONAL EIX	6 0000	08/08/14	08/26/14	\$350 34	\$339 43 ^t	\$10 91
EDISON INTERNATIONAL EIX	9 0000	08/11/14	08/26/14	\$525 54	\$511 29 ^t	\$14 25
Security Subtotal				\$1,284.61	\$1,247.55	\$37.06



G000000540532



Schwab One® Account of
LLL FOUNDATION INC

Account Number
7034-3344

Report Period
January 1 - December 31,
2014

2014 Year-End Schwab Gain/Loss Report

Realized Gain or (Loss) (continued)

Accounting Method
Mutual Funds Average
All Other Investments First In First Out [FIFO]

Short-Term (continued)	Quantity/Par	Acquired/ Opened	Sold/ Closed	Total Proceeds	Cost Basis	Realized Gain or (Loss)
FACEBOOK INC CLASS A FB	1 0000	07/25/14	08/26/14	\$75 24	\$75 32 ^t	(\$0 08)
FACEBOOK INC CLASS A FB	2 0000	07/25/14	08/26/14	\$150 48	\$150 64 ^t	(\$0 16)
FACEBOOK INC CLASS A FB	6 0000	07/28/14	08/26/14	\$451 43	\$451 85 ^t	(\$0 42)
Security Subtotal				\$677.15	\$677.81	(\$0.66)
FLEETMATICS GROUP PLC F FLTX	18 0000	08/18/14	08/26/14	\$601 37	N/A	N/A
Security Subtotal				\$601.37	N/A	N/A
FORTINET INC FTNT	4 0000	11/11/13	08/26/14	\$103 37	\$78 60 ^t	\$24 77
Security Subtotal				\$103.37	\$78.60	\$24.77
F5 NETWORKS INC FFIV	15 0000	01/24/14	08/26/14	\$1,852 31	\$1,543 87 ^t	\$308 44
F5 NETWORKS INC FFIV	3 0000	01/29/14	08/26/14	\$370 46	\$325 20 ^t	\$45 26
F5 NETWORKS INC FFIV	4 0000	01/29/14	08/26/14	\$493 95	\$433 60 ^t	\$60 35
F5 NETWORKS INC FFIV	1 0000	02/14/14	08/26/14	\$123 49	\$112 00 ^t	\$11 49
F5 NETWORKS INC FFIV	2 0000	03/20/14	08/26/14	\$246 97	\$226 81 ^t	\$20 16
F5 NETWORKS INC FFIV	1 0000	06/23/14	08/26/14	\$123 49	\$108 80 ^t	\$14 69



Schwab One® Account of
LLL FOUNDATION INC

Account Number
7034-3344

Report Period
January 1 - December 31,
2014

2014 Year-End Schwab Gain/Loss Report

Realized Gain or (Loss) (continued)

Accounting Method
Mutual Funds Average
All Other Investments First In First Out [FIFO]

Short-Term (continued)	Quantity/Par	Acquired/ Opened	Sold/ Closed	Total Proceeds	Cost Basis	Realized Gain or (Loss)
F5 NETWORKS INC FFIV	3 0000	07/24/14	08/26/14	\$370 46	\$347 06 ^t	\$23 40
F5 NETWORKS INC FFIV	4 0000	07/28/14	08/26/14	\$493 95	\$450 99 ^t	\$42 96
Security Subtotal				\$4,075.08	\$3,548.33	\$526.75
GAP INC GPS	9 0000	04/01/14	08/26/14	\$417 15	\$368 94 ^t	\$48 21
GAP INC GPS	10 0000	04/02/14	08/26/14	\$463 50	\$417 09 ^t	\$46 41
GAP INC GPS	19 0000	04/03/14	08/26/14	\$880 65	\$799 51 ^t	\$81 14
GAP INC GPS	34 0000	04/04/14	08/26/14	\$1,575 90	\$1,416 58 ^t	\$159 32
Security Subtotal				\$3,337.20	\$3,002.12	\$335.08
GOOGLE INC CL C NON VTG NON VOTING SHARES GOOG	5 0000	04/07/14	08/26/14	\$2,893 78	\$2,686 11 ^t	\$207 67
GOOGLE INC CL C NON VTG NON VOTING SHARES GOOG	1 0000	06/23/14	08/26/14	\$578 76	\$560 03 ^t	\$18 73
GOOGLE INC CL C NON VTG NON VOTING SHARES GOOG	1 0000	07/28/14	08/26/14	\$578 75	\$589 18 ^t	(\$10 43)
Security Subtotal				\$4,051.29	\$3,835.32	\$215.97



G000000540632



Schwab One® Account of
LLL FOUNDATION INC

Account Number
7034-3344

Report Period
January 1 - December 31,
2014

2014 Year-End Schwab Gain/Loss Report

Realized Gain or (Loss) (continued)

Accounting Method
Mutual Funds Average
All Other Investments First In First Out [FIFO]

Short-Term (continued)	Quantity/Par	Acquired/ Opened	Sold/ Closed	Total Proceeds	Cost Basis	Realized Gain or (Loss)
GUIDEWIRE SOFTWARE INC GWRE	1 0000	02/14/14	08/26/14	\$45 45	\$49 85 ^t	(\$4 40)
Security Subtotal				\$45.45	\$49.85	(\$4.40)
HERSHEY COMPANY HSY	1 0000	07/17/14	08/26/14	\$92 12	\$92 14 ^t	(\$0 02)
HERSHEY COMPANY HSY	2 0000	07/17/14	08/26/14	\$184 24	\$184 66 ^t	(\$0 42)
HERSHEY COMPANY HSY	2 0000	07/18/14	08/26/14	\$184 23	\$187 33 ^t	(\$3 10)
Security Subtotal				\$460.59	\$464.13	(\$3.54)
HONEYWELL INTERNATIONAL HON	2 0000	04/23/14	08/26/14	\$191 88	\$186 85 ^t	\$5 03
HONEYWELL INTERNATIONAL HON	2 0000	04/23/14	08/26/14	\$191 88	\$188 08 ^t	\$3 80
HONEYWELL INTERNATIONAL HON	4 0000	04/23/14	08/26/14	\$383 76	\$374 03 ^t	\$9 73
HONEYWELL INTERNATIONAL HON	5 0000	04/23/14	08/26/14	\$479 69	\$469 56 ^t	\$10 13
HONEYWELL INTERNATIONAL HON	6 0000	04/23/14	08/26/14	\$575 63	\$564 21 ^t	\$11 42
HONEYWELL INTERNATIONAL HON	8 0000	04/24/14	08/26/14	\$767 51	\$750 35 ^t	\$17 16
HONEYWELL INTERNATIONAL HON	1 0000	07/23/14	08/26/14	\$95 94	\$96 73 ^t	(\$0 79)



Schwab One® Account of
LLL FOUNDATION INC

Account Number
7034-3344

Report Period
January 1 - December 31,
2014

2014 Year-End Schwab Gain/Loss Report

Realized Gain or (Loss) (continued)

Accounting Method
Mutual Funds Average
All Other Investments First In First Out [FIFO]

Short-Term (continued)	Quantity/Par	Acquired/ Opened	Sold/ Closed	Total Proceeds	Cost Basis	Realized Gain or (Loss)
HONEYWELL INTERNATIONAL HON	13 0000	07/23/14	08/26/14	\$1,247 20	\$1,257 56 ^t	(\$10 36)
Security Subtotal				\$3,933.49	\$3,887.37	\$46.12
HSBC TOTAL RETURN CL I HTRIX	88 3790	06/17/14	08/26/14	\$910 30	\$907 90 ^t	\$2 40
Security Subtotal				\$910.30	\$907.90	\$2.40
ILLINOIS TOOL WORKS INC ITW	3 0000	10/17/13	08/26/14	\$267 15	\$230 32 ^t	\$36 83
ILLINOIS TOOL WORKS INC ITW	1 0000	10/18/13	08/26/14	\$89 05	\$77 48 ^t	\$11 57
ILLINOIS TOOL WORKS INC ITW	2 0000	10/21/13	08/26/14	\$178 10	\$154 48 ^t	\$23 62
ILLINOIS TOOL WORKS INC ITW	2 0000	10/22/13	08/26/14	\$178 09	\$156 03 ^t	\$22 06
Security Subtotal				\$712.39	\$618.31	\$94.08
JOHNSON & JOHNSON JNJ	3 0000	01/07/14	08/26/14	\$310 84	\$283 30 ^t	\$27 54
JOHNSON & JOHNSON JNJ	3 0000	01/07/14	08/26/14	\$310 83	\$283 42 ^t	\$27 41
JOHNSON & JOHNSON JNJ	7 0000	01/07/14	08/26/14	\$725 28	\$660 89 ^t	\$64 39
Security Subtotal				\$1,346.95	\$1,227.61	\$119.34



G000000540732



Schwab One® Account of
LLL FOUNDATION INC

Account Number
7034-3344

Report Period
January 1 - December 31,
2014

2014 Year-End Schwab Gain/Loss Report

Realized Gain or (Loss) (continued)

Accounting Method
Mutual Funds Average
All Other Investments First In First Out [FIFO]

Short-Term (continued)	Quantity/Par	Acquired/ Opened	Sold/ Closed	Total Proceeds	Cost Basis	Realized Gain or (Loss)
JPMORGAN MULTI SECTOR INCM SLCT JSISX	305 4950	multiple	08/26/14	\$3,161 87	\$3,121 57 ^t	\$40 30
Security Subtotal				\$3,161.87	\$3,121.57	\$40.30
L BRANDS INC LB	1 0000	01/15/14	08/26/14	\$63 77	\$56 88 ^t	\$6 89
L BRANDS INC LB	4 0000	01/15/14	08/26/14	\$255 12	\$227 86 ^t	\$27 26
L BRANDS INC LB	5 0000	01/15/14	08/26/14	\$318 90	\$285 28 ^t	\$33 62
L BRANDS INC LB	7 0000	01/15/14	08/26/14	\$446 46	\$401 28 ^t	\$45 18
Security Subtotal				\$1,084.25	\$971.30	\$112.95
LAM RESEARCH CORPORATION LRCX	3 0000	02/07/14	08/26/14	\$213 81	\$154 97 ^t	\$58 84
LAM RESEARCH CORPORATION LRCX	8 0000	02/07/14	08/26/14	\$570 16	\$410 66 ^t	\$159 50
LAM RESEARCH CORPORATION LRCX	9 0000	02/07/14	08/26/14	\$641 43	\$463 49 ^t	\$177 94
LAM RESEARCH CORPORATION LRCX	10 0000	02/07/14	08/26/14	\$712 69	\$511 17 ^t	\$201 52
LAM RESEARCH CORPORATION LRCX	2 0000	02/10/14	08/26/14	\$142 54	\$103 20 ^t	\$39 34
LAM RESEARCH CORPORATION LRCX	9 0000	02/10/14	08/26/14	\$641 43	\$464 16 ^t	\$177 27



Schwab One® Account of
LLL FOUNDATION INC

Account Number
7034-3344

Report Period
January 1 - December 31,
2014

2014 Year-End Schwab Gain/Loss Report

Realized Gain or (Loss) (continued)

Accounting Method
Mutual Funds Average
All Other Investments First In First Out [FIFO]

Short-Term (continued)	Quantity/Par	Acquired/ Opened	Sold/ Closed	Total Proceeds	Cost Basis	Realized Gain or (Loss)
LAM RESEARCH CORPORATION LRCX	4 0000	02/11/14	08/26/14	\$285 08	\$210 79 ^t	\$74 29
LAM RESEARCH CORPORATION LRCX	13 0000	02/11/14	08/26/14	\$926 50	\$685 59 ^t	\$240 91
LAM RESEARCH CORPORATION LRCX	3 0000	04/07/14	08/26/14	\$213 81	\$167 29 ^t	\$46 52
LAM RESEARCH CORPORATION LRCX	12 0000	06/03/14	08/26/14	\$855 23	\$775 48 ^t	\$79 75
LAM RESEARCH CORPORATION LRCX	3 0000	07/25/14	08/26/14	\$213 80	\$207 10 ^t	\$6 70
Security Subtotal				\$5,416.48	\$4,153.90	\$1,262.58
MARATHON PETE CORP MPC	13 0000	10/22/13	08/26/14	\$1,173 50	\$946 64 ^t	\$226 86
MARATHON PETE CORP MPC	6 0000	12/13/13	08/26/14	\$541 61	\$511 50 ^t	\$30 11
MARATHON PETE CORP MPC	1 0000	06/17/14	08/26/14	\$90 27	\$85 61 ^t	\$4 66
Security Subtotal				\$1,805.38	\$1,543.75	\$261.63
MASTERCARD INC MA	2 0000	06/23/14	08/26/14	\$155 12	\$147 59 ^t	\$7 53
Security Subtotal				\$155.12	\$147.59	\$7.53
METROPOLITAN WEST TOTAL RETURN BOND I MWTIX	741 7370	10/24/13	08/26/14	\$8,062 68	\$7,944 00 ^t	\$118 68
Security Subtotal				\$8,062.68	\$7,944.00	\$118.68



G000000540832



Schwab One® Account of
LLL FOUNDATION INC

Account Number
7034-3344

Report Period
January 1 - December 31,
2014

2014 Year-End Schwab Gain/Loss Report

Realized Gain or (Loss) (continued)

Accounting Method
Mutual Funds Average
All Other Investments First In First Out [FIFO]

Short-Term (continued)	Quantity/Par	Acquired/ Opened	Sold/ Closed	Total Proceeds	Cost Basis	Realized Gain or (Loss)
MICROSOFT CORP MSFT	57 0000	03/31/14	08/26/14	\$2,573 55	\$2,356 55 ^t	\$217 00
MICROSOFT CORP MSFT	14 0000	04/29/14	08/26/14	\$632 10	\$575 28 ^t	\$56 82
MICROSOFT CORP MSFT	9 0000	07/23/14	08/26/14	\$406 35	\$405 10 ^t	\$1 25
MICROSOFT CORP MSFT	2 0000	07/25/14	08/26/14	\$90 30	\$89 07 ^t	\$1 23
MICROSOFT CORP MSFT	11 0000	07/28/14	08/26/14	\$496 65	\$488 88 ^t	\$7 77
Security Subtotal				\$4,198.95	\$3,914.88	\$284.07
NETFLIX INC NFLX	4 0000	10/17/13	08/26/14	\$1,912 84	\$1,296 68 ^t	\$616 16
NETFLIX INC NFLX	1 0000	10/24/13	08/26/14	\$478 21	\$327 32 ^t	\$150 89
Security Subtotal				\$2,391.05	\$1,624.00	\$767.05
NETSUITE INC NEW N	1 0000	06/23/14	08/26/14	\$85 47	\$85 05 ^t	\$0 42
Security Subtotal				\$85.47	\$85.05	\$0.42
NIMBLE STORAGE INC NMBL	3 0000	03/04/14	08/26/14	\$87 48	\$142 61 ^t	(\$55 13)
NIMBLE STORAGE INC NMBL	5 0000	03/04/14	08/26/14	\$145 80	\$252 01 ^t	(\$106 21)
NIMBLE STORAGE INC NMBL	8 0000	03/04/14	08/26/14	\$233 28	\$402 61 ^t	(\$169 33)



Schwab One® Account of
LLL FOUNDATION INC

Account Number
7034-3344


Report Period
January 1 - December 31,
2014

2014 Year-End Schwab Gain/Loss Report

Realized Gain or (Loss) (continued)

Accounting Method
Mutual Funds Average
All Other Investments First In First Out [FIFO]

Short-Term (continued)	Quantity/Par	Acquired/ Opened	Sold/ Closed	Total Proceeds	Cost Basis	Realized Gain or (Loss)
NIMBLE STORAGE INC NMBL	18 0000	06/20/14	08/26/14	\$524 88	\$545 38 ^t	(\$20 50)
NIMBLE STORAGE INC NMBL	7 0000	07/02/14	08/26/14	\$204 12	\$208 17 ^t	(\$4 05)
NIMBLE STORAGE INC NMBL	2 0000	07/03/14	08/26/14	\$58 33	\$60 11 ^t	(\$1 78)
Security Subtotal				\$1,253.89	\$1,610.89	(\$357.00)
NORTHERN TRUST CORP NTRS	3 0000	12/13/13	08/26/14	\$207 21	\$172 62 ^t	\$34 59
NORTHERN TRUST CORP NTRS	6 0000	12/16/13	08/26/14	\$414 41	\$347 36 ^t	\$67 05
NORTHERN TRUST CORP NTRS	5 0000	12/17/13	08/26/14	\$345 34	\$287 20 ^t	\$58 14
NORTHERN TRUST CORP NTRS	2 0000	12/18/13	08/26/14	\$138 14	\$116 63 ^t	\$21 51
Security Subtotal				\$1,105.10	\$923.81	\$181.29
NXP SEMICONDUCTORS NV F NXPI	81 0000	08/18/14	08/26/14	\$5,273 06	N/A	N/A
Security Subtotal				\$5,273.06	N/A	N/A
OCCIDENTAL PETE CORP OXY	8 0000	05/09/14	08/26/14	\$827 43	\$769 17 ^t	\$58 26
OCCIDENTAL PETE CORP OXY	6 0000	06/17/14	08/26/14	\$620 57	\$614 99 ^t	\$5 58



G000000540932



Schwab One® Account of
LLL FOUNDATION INC

Account Number
7034-3344

Report Period
January 1 - December 31,
2014

2014 Year-End Schwab Gain/Loss Report

Realized Gain or (Loss) (continued)

Accounting Method
Mutual Funds Average
All Other Investments First In First Out [FIFO]

Short-Term (continued)	Quantity/Par	Acquired/ Opened	Sold/ Closed	Total Proceeds	Cost Basis	Realized Gain or (Loss)
OCCIDENTAL PETE CORP OXY	8 0000	06/30/14	08/26/14	\$827 43	\$821 77 ^t	\$5 66
Security Subtotal				\$2,275.43	\$2,205.93	\$69.50
OMNICOM GROUP INC OMC	3 0000	10/30/13	08/26/14	\$216 48	\$204 46 ^t	\$12 02
OMNICOM GROUP INC OMC	2 0000	10/31/13	08/26/14	\$144 32	\$137 37 ^t	\$6 95
OMNICOM GROUP INC OMC	3 0000	10/31/13	08/26/14	\$216 48	\$204 84 ^t	\$11 64
OMNICOM GROUP INC OMC	9 0000	10/31/13	08/26/14	\$649 43	\$614 42 ^t	\$35 01
OMNICOM GROUP INC OMC	2 0000	11/01/13	08/26/14	\$144 32	\$138 04 ^t	\$6 28
OMNICOM GROUP INC OMC	7 0000	11/01/13	08/26/14	\$505 12	\$481 18 ^t	\$23 94
OMNICOM GROUP INC OMC	2 0000	11/27/13	08/26/14	\$144 32	\$143 40 ^t	\$0 92
OMNICOM GROUP INC OMC	1 0000	11/29/13	08/26/14	\$72 16	\$71 79 ^t	\$0 37
OMNICOM GROUP INC OMC	1 0000	12/02/13	08/26/14	\$72 16	\$72 11 ^t	\$0 05
OMNICOM GROUP INC OMC	2 0000	12/02/13	08/26/14	\$144 32	\$144 17 ^t	\$0 15
OMNICOM GROUP INC OMC	1 0000	12/03/13	08/26/14	\$72 16	\$70 90 ^t	\$1 26



Schwab One® Account of
LLL FOUNDATION INC

Account Number
7034-3344


Report Period
January 1 - December 31,
2014

2014 Year-End Schwab Gain/Loss Report

Realized Gain or (Loss) (continued)

Accounting Method
Mutual Funds Average
All Other Investments First In First Out [FIFO]

Short-Term (continued)	Quantity/Par	Acquired/ Opened	Sold/ Closed	Total Proceeds	Cost Basis	Realized Gain or (Loss)
OMNICOM GROUP INC OMC	10 0000	12/03/13	08/26/14	\$721 59	\$707 15 ^t	\$14 44
OMNICOM GROUP INC OMC	3 0000	01/30/14	08/26/14	\$216 48	\$221 77 ^t	(\$5 29)
OMNICOM GROUP INC OMC	7 0000	01/31/14	08/26/14	\$505 11	\$508 30 ^t	(\$3 19)
Security Subtotal				\$3,824.45	\$3,719.90	\$104.55
PALO ALTO NETWORKS INC PANW	3 0000	11/11/13	08/26/14	\$255 17	\$123 53 ^t	\$131 64
PALO ALTO NETWORKS INC PANW	2 0000	05/30/14	08/26/14	\$170 12	\$148 79 ^t	\$21 33
PALO ALTO NETWORKS INC PANW	1 0000	07/25/14	08/26/14	\$85 05	\$83 97 ^t	\$1 08
Security Subtotal				\$510.34	\$356.29	\$154.05
PNC FINL SERVICES GP INC PNC	8 0000	12/02/13	08/26/14	\$683 90	\$621 34 ^t	\$62 56
PNC FINL SERVICES GP INC PNC	1 0000	12/10/13	08/26/14	\$85 49	\$76 57 ^t	\$8 92
PNC FINL SERVICES GP INC PNC	2 0000	12/10/13	08/26/14	\$170 98	\$153 17 ^t	\$17 81
PNC FINL SERVICES GP INC PNC	2 0000	12/10/13	08/26/14	\$170 98	\$153 18 ^t	\$17 80
PNC FINL SERVICES GP INC PNC	2 0000	12/10/13	08/26/14	\$170 98	\$153 71 ^t	\$17 27



G000000541032



Schwab One® Account of
LLL FOUNDATION INC

Account Number
7034-3344

Report Period
January 1 - December 31,
2014

2014 Year-End Schwab Gain/Loss Report

Realized Gain or (Loss) (continued)

Accounting Method
Mutual Funds Average
All Other Investments First In First Out [FIFO]

Short-Term (continued)	Quantity/Par	Acquired/ Opened	Sold/ Closed	Total Proceeds	Cost Basis	Realized Gain or (Loss)
PNC FINL SERVICES GP INC PNC	3 0000	12/11/13	08/26/14	\$256 45	\$226 88 ^t	\$29 57
Security Subtotal				\$1,538.78	\$1,384.85	\$153.93
QUALCOMM INC QCOM	2 0000	04/07/14	08/26/14	\$153 44	\$156 62 ^t	(\$3 18)
Security Subtotal				\$153.44	\$156.62	(\$3.18)
ROWE T PRICE GROUP INC TROW	17 0000	08/26/13	08/26/14	\$1,382 41	\$1,229 21 ^t	\$153 20
ROWE T PRICE GROUP INC TROW	5 0000	07/23/14	08/26/14	\$406 58	\$409 99 ^t	(\$3 41)
Security Subtotal				\$1,788.99	\$1,639.20	\$149.79
RUCKUS WIRELESS INC RKUS	13 0000	06/20/14	08/26/14	\$180 34	\$148 61 ^t	\$31 73
RUCKUS WIRELESS INC RKUS	4 0000	06/23/14	08/26/14	\$55 50	\$46 69 ^t	\$8 81
Security Subtotal				\$235.84	\$195.30	\$40.54
SALESFORCE COM CRM	2 0000	06/23/14	08/26/14	\$117 86	\$114 98 ^t	\$2 88
Security Subtotal				\$117.86	\$114.98	\$2.88
SANDISK CORP SNDK	37 0000	11/27/13	08/26/14	\$3,659 22	\$2,511 68 ^t	\$1,147 54
SANDISK CORP SNDK	5 0000	03/20/14	08/26/14	\$494 49	\$399 81 ^t	\$94 68



Schwab One® Account of
LLL FOUNDATION INC

Account Number
7034-3344


Report Period
January 1 - December 31,
2014

2014 Year-End Schwab Gain/Loss Report

Realized Gain or (Loss) (continued)

Accounting Method
Mutual Funds Average
All Other Investments First In First Out [FIFO]

Short-Term (continued)	Quantity/Par	Acquired/ Opened	Sold/ Closed	Total Proceeds	Cost Basis	Realized Gain or (Loss)
SANDISK CORP SNDK	3 0000	04/07/14	08/26/14	\$296 69	\$240 85 ^t	\$55 84
SANDISK CORP SNDK	1 0000	06/23/14	08/26/14	\$98 90	\$102 17 ^t	(\$3 27)
SANDISK CORP SNDK	1 0000	07/25/14	08/26/14	\$98 90	\$92 94 ^t	\$5 96
Security Subtotal				\$4,648.20	\$3,347.45	\$1,300.75
SERVICE NOW INC NOW	3 0000	11/11/13	08/26/14	\$177 24	\$156 18 ^t	\$21 06
SERVICE NOW INC NOW	7 0000	12/24/13	08/26/14	\$413 56	\$385 21 ^t	\$28 35
SERVICE NOW INC NOW	3 0000	07/25/14	08/26/14	\$177 24	\$179 23 ^t	(\$1 99)
Security Subtotal				\$768.04	\$720.62	\$47.42
SKYWORKS SOLUTIONS INC SWKS	1 0000	09/09/13	08/26/14	\$54 50	\$26 01 ^t	\$28 49
SKYWORKS SOLUTIONS INC SWKS	48 0000	09/09/13	08/26/14	\$2,615 51	\$1,248 63 ^t	\$1,366 88
SKYWORKS SOLUTIONS INC SWKS	8 0000	02/28/14	08/26/14	\$435 92	\$286 29 ^t	\$149 63
Security Subtotal				\$3,105.93	\$1,560.93	\$1,545.00
SOLARWINDS INC SWI	1 0000	04/28/14	08/26/14	\$42 86	\$41 13 ^t	\$1 73
SOLARWINDS INC SWI	2 0000	04/28/14	08/26/14	\$85 74	\$83 20 ^t	\$2 54



G000000541132



Schwab One® Account of
LLL FOUNDATION INC

Account Number
7034-3344

Report Period
January 1 - December 31,
2014

2014 Year-End Schwab Gain/Loss Report

Realized Gain or (Loss) (continued)

Accounting Method
Mutual Funds Average
All Other Investments First In First Out [FIFO]

Short-Term (continued)	Quantity/Par	Acquired/ Opened	Sold/ Closed	Total Proceeds	Cost Basis	Realized Gain or (Loss)
SOLARWINDS INC SWI	5 0000	04/28/14	08/26/14	\$214 31	\$207 81 ^t	\$6 50
SOLARWINDS INC SWI	13 0000	04/28/14	08/26/14	\$557 21	\$540 80 ^t	\$16 41
SOLARWINDS INC SWI	5 0000	04/29/14	08/26/14	\$214 31	\$211 24 ^t	\$3 07
Security Subtotal				\$1,114.43	\$1,084.18	\$30.25
SPLUNK INC SPLK	5 0000	12/24/13	08/26/14	\$227 35	\$350 96 ^t	(\$123 61)
SPLUNK INC SPLK	17 0000	12/26/13	08/26/14	\$772 99	\$1,202 54 ^t	(\$429 55)
SPLUNK INC SPLK	3 0000	05/30/14	08/26/14	\$136 41	\$124 89 ^t	\$11 52
SPLUNK INC SPLK	2 0000	07/25/14	08/26/14	\$90 94	\$96 32 ^t	(\$5 38)
Security Subtotal				\$1,227.69	\$1,774.71	(\$547.02)
TD AMERITRADE HOLDING CP AMTD	1 0000	07/25/14	08/26/14	\$33 60	\$31 15 ^t	\$2 45
TD AMERITRADE HOLDING CP AMTD	2 0000	07/28/14	08/26/14	\$67 20	\$62 73 ^t	\$4 47
Security Subtotal				\$100.80	\$93.88	\$6.92
TE CONNECTIVITY LTD F TEL	38 0000	08/18/14	08/26/14	\$2,392 51	N/A	N/A
Security Subtotal				\$2,392.51	N/A	N/A



Schwab One® Account of
LLL FOUNDATION INC

Account Number
7034-3344

Report Period
January 1 - December 31,
2014

2014 Year-End Schwab Gain/Loss Report

Realized Gain or (Loss) (continued)

Accounting Method
Mutual Funds Average
All Other Investments First In First Out [FIFO]

Short-Term (continued)	Quantity/Par	Acquired/ Opened	Sold/ Closed	Total Proceeds	Cost Basis	Realized Gain or (Loss)
THE PRICELINE GROUP PCLN	1 0000	06/03/14	08/26/14	\$1,279 79	\$1,262 74 ^t	\$17 05
Security Subtotal				\$1,279.79	\$1,262.74	\$17.05
TRIPADVISOR INC TRIP	18 0000	04/28/14	08/26/14	\$1,869 64	\$1,412 03 ^t	\$457 61
TRIPADVISOR INC TRIP	4 0000	06/03/14	08/26/14	\$415 47	\$392 06 ^t	\$23 41
TRIPADVISOR INC TRIP	1 0000	07/25/14	08/26/14	\$103 87	\$101 93 ^t	\$1 94
Security Subtotal				\$2,388.98	\$1,906.02	\$482.96
U S BANCORP DEL NEW USB	1 0000	12/02/13	08/26/14	\$42 57	\$39 30 ^t	\$3 27
U S BANCORP DEL NEW USB	46 0000	12/02/13	08/26/14	\$1,958 18	\$1,812 62 ^t	\$145 56
Security Subtotal				\$2,000.75	\$1,851.92	\$148.83
VANGUARD INFLATION PROTECTED SECURITIES FD VIPSX	139 6800	multiple	08/26/14	\$1,906 61	\$1,726 27	\$180 34
Security Subtotal				\$1,906.61	\$1,726.27	\$180.34
VEEVA SYSTEMS INC VEEV	8 0000	10/17/13	08/26/14	\$196 48	\$317 05 ^t	(\$120 57)
VEEVA SYSTEMS INC VEEV	11 0000	10/17/13	08/26/14	\$270 17	\$447 60 ^t	(\$177 43)
VEEVA SYSTEMS INC VEEV	9 0000	10/24/13	08/26/14	\$221 04	\$384 70 ^t	(\$163 66)



G000000541232



Schwab One® Account of
LLL FOUNDATION INC

Account Number
7034-3344

Report Period
January 1 - December 31,
2014

2014 Year-End Schwab Gain/Loss Report

Realized Gain or (Loss) (continued)

Accounting Method
Mutual Funds Average
All Other Investments First In First Out [FIFO]

Short-Term (continued)	Quantity/Par	Acquired/ Opened	Sold/ Closed	Total Proceeds	Cost Basis	Realized Gain or (Loss)
VEEVA SYSTEMS INC VEEV	11 0000	12/17/13	08/26/14	\$270 17	\$366 91 ^t	(\$96 74)
VEEVA SYSTEMS INC VEEV	7 0000	05/30/14	08/26/14	\$171 92	\$144 57 ^t	\$27 35
VEEVA SYSTEMS INC VEEV	13 0000	06/16/14	08/26/14	\$319 29	\$290 78 ^t	\$28 51
Security Subtotal				\$1,449.07	\$1,951.61	(\$502.54)
VERIFONE SYSTEMS INC PAY	2 0000	06/09/14	08/26/14	\$70 54	\$73 83 ^t	(\$3 29)
VERIFONE SYSTEMS INC PAY	12 0000	06/09/14	08/26/14	\$423 24	\$441 54 ^t	(\$18 30)
VERIFONE SYSTEMS INC PAY	28 0000	06/09/14	08/26/14	\$987 57	\$1,027 14 ^t	(\$39 57)
Security Subtotal				\$1,481.35	\$1,542.51	(\$61.16)
VMWARE INC CL A CLASS A VMW	13 0000	12/24/13	08/26/14	\$1,271 00	\$1,163 89 ^t	\$107 11
VMWARE INC CL A CLASS A VMW	12 0000	12/26/13	08/26/14	\$1,173 23	\$1,065 54 ^t	\$107 69
VMWARE INC CL A CLASS A VMW	8 0000	01/14/14	08/26/14	\$782 15	\$774 94 ^t	\$7 21
VMWARE INC CL A CLASS A VMW	1 0000	02/14/14	08/26/14	\$97 77	\$94 34 ^t	\$3 43
VMWARE INC CL A CLASS A VMW	2 0000	03/20/14	08/26/14	\$195 54	\$220 18 ^t	(\$24 64)



Schwab One® Account of
LLL FOUNDATION INC

Account Number
7034-3344

Report Period
January 1 - December 31,
2014

2014 Year-End Schwab Gain/Loss Report

Realized Gain or (Loss) (continued)

Accounting Method
Mutual Funds Average
All Other Investments First In First Out [FIFO]

Short-Term (continued)	Quantity/Par	Acquired/ Opened	Sold/ Closed	Total Proceeds	Cost Basis	Realized Gain or (Loss)
VMWARE INC CL A CLASS A VMW	1 0000	06/23/14	08/26/14	\$97 76	\$93 77 ^t	\$3 99
Security Subtotal				\$3,617.45	\$3,412.66	\$204.79
WORKDAY INC CL A WDAY	9 0000	12/24/13	08/26/14	\$802 87	\$739 30 ^t	\$63 57
WORKDAY INC CL A WDAY	7 0000	12/26/13	08/26/14	\$624 46	\$577 15 ^t	\$47 31
WORKDAY INC CL A WDAY	3 0000	05/30/14	08/26/14	\$267 62	\$234 47 ^t	\$33 15
WORKDAY INC CL A WDAY	2 0000	06/23/14	08/26/14	\$178 42	\$172 35 ^t	\$6 07
Security Subtotal				\$1,873.37	\$1,723.27	\$150.10
YELP INC CLASS A YELP	13 0000	12/12/13	08/26/14	\$1,071 57	\$839 61 ^t	\$231 96
Security Subtotal				\$1,071.57	\$839.61	\$231.96
Total Short-Term				\$151,632.21	\$124,385.68^h	\$11,375.43^h

Long-Term	Quantity/Par	Acquired/ Opened	Sold/ Closed	Total Proceeds	Cost Basis	Realized Gain or (Loss)
ABBVIE INC ABBV	36 0000	09/04/12	08/26/14	\$2,006 63	\$1,221 13 ^t	\$785 50
ABBVIE INC ABBV	5 0000	03/14/13	08/26/14	\$278 70	\$185 23 ^t	\$93 47



G000000541332



Schwab One® Account of
LLL FOUNDATION INC

Account Number
7034-3344

Report Period
January 1 - December 31,
2014

2014 Year-End Schwab Gain/Loss Report

Realized Gain or (Loss) (continued)

Accounting Method
Mutual Funds Average
All Other Investments First In First Out [FIFO]

Long-Term (continued)	Quantity/Par	Acquired/ Opened	Sold/ Closed	Total Proceeds	Cost Basis	Realized Gain or (Loss)
ABBVIE INC ABBV	7 0000	03/14/13	08/26/14	\$390 18	\$260 72 ^t	\$129 46
ABBVIE INC ABBV	10 0000	03/15/13	08/26/14	\$557 40	\$380 71 ^t	\$176 69
ABBVIE INC ABBV	10 0000	03/18/13	08/26/14	\$557 40	\$383 21 ^t	\$174 19
ABBVIE INC ABBV	19 0000	04/23/13	08/26/14	\$1,059 05	\$856 62 ^t	\$202 43
Security Subtotal				\$4,849.36	\$3,287.62	\$1,561.74
ADOBE SYSTEMS INC ADBE	40 0000	04/15/13	08/26/14	\$2,883 98	\$1,799 58 ^t	\$1,084 40
ADOBE SYSTEMS INC ADBE	14 0000	05/01/13	08/26/14	\$1,009 39	\$626 06 ^t	\$383 33
ADOBE SYSTEMS INC ADBE	13 0000	08/09/13	08/26/14	\$937 29	\$619 77 ^t	\$317 52
Security Subtotal				\$4,830.66	\$3,045.41	\$1,785.25
ALLIANCE DATA SYSTEMS ADS	7 0000	10/11/12	08/26/14	\$1,869 60	\$972 71 ^t	\$896 89
ALLIANCE DATA SYSTEMS ADS	4 0000	12/24/12	08/26/14	\$1,068 34	\$586 21 ^t	\$482 13
ALLIANCE DATA SYSTEMS ADS	2 0000	01/07/13	08/26/14	\$534 17	\$304 08 ^t	\$230 09
ALLIANCE DATA SYSTEMS ADS	4 0000	01/10/13	08/26/14	\$1,068 34	\$617 32 ^t	\$451 02



Schwab One® Account of
LLL FOUNDATION INC

Account Number
7034-3344

Report Period
January 1 - December 31,
2014

2014 Year-End Schwab Gain/Loss Report

Realized Gain or (Loss) (continued)

Accounting Method
Mutual Funds Average
All Other Investments First In First Out [FIFO]

Long-Term (continued)	Quantity/Par	Acquired/ Opened	Sold/ Closed	Total Proceeds	Cost Basis	Realized Gain or (Loss)
ALLIANCE DATA SYSTEMS ADS	4 0000	02/01/13	08/26/14	\$1,068 34	\$631 35 ^t	\$436 99
Security Subtotal				\$5,608.79	\$3,111.67	\$2,497.12
AMAZON COM INC AMZN	8 0000	09/04/12	08/26/14	\$2,740 58	\$1,968 32 ^t	\$772 26
AMAZON COM INC AMZN	1 0000	09/18/12	08/26/14	\$342 57	\$258 77 ^t	\$83 80
AMAZON COM INC AMZN	1 0000	11/21/12	08/26/14	\$342 58	\$235 82 ^t	\$106 76
Security Subtotal				\$3,425.73	\$2,462.91	\$962.82
ANALOG DEVICES INC ADI	28 0000	09/04/12	08/26/14	\$1,455 15	\$1,097 32 ^t	\$357 83
ANALOG DEVICES INC ADI	25 0000	09/17/12	08/26/14	\$1,299 25	\$1,027 46 ^t	\$271 79
ANALOG DEVICES INC ADI	14 0000	01/10/13	08/26/14	\$727 58	\$591 64 ^t	\$135 94
ANALOG DEVICES INC ADI	35 0000	04/23/13	08/26/14	\$1,818 94	\$1,522 10 ^t	\$296 84
Security Subtotal				\$5,300.92	\$4,238.52	\$1,062.40
ARM HOLDINGS PLC ADR F1 ADR REP 3 ORD ARMH	53 0000	09/04/12	08/26/14	\$2,518 55	\$1,326 05 ^t	\$1,192 50
ARM HOLDINGS PLC ADR F1 ADR REP 3 ORD ARMH	5 0000	11/21/12	08/26/14	\$237 60	\$176 60 ^t	\$61 00



G000000541432



Schwab One® Account of
LLL FOUNDATION INC

Account Number
7034-3344

Report Period
January 1 - December 31,
2014

2014 Year-End Schwab Gain/Loss Report

Realized Gain or (Loss) (continued)

Accounting Method
Mutual Funds Average
All Other Investments First In First Out [FIFO]

Long-Term (continued)	Quantity/Par	Acquired/ Opened	Sold/ Closed	Total Proceeds	Cost Basis	Realized Gain or (Loss)
ARM HOLDINGS PLC ADR F1 ADR REP 3 ORD ARMH	3 0000	01/28/13	08/26/14	\$142 56	\$123 03 ^t	\$19 53
ARM HOLDINGS PLC ADR F1 ADR REP 3 ORD ARMH	18 0000	08/09/13	08/26/14	\$855 36	\$736 77 ^t	\$118 59
Security Subtotal				\$3,754.07	\$2,362.45	\$1,391.62
ARUBA NETWORKS INC ARUN	48 0000	09/04/12	08/26/14	\$973 90	\$924 48 ^t	\$49 42
Security Subtotal				\$973.90	\$924.48	\$49.42
AUTO DATA PROCESSING ADP	10 0000	09/04/12	08/26/14	\$841 88	\$575 00 ^t	\$266 88
AUTO DATA PROCESSING ADP	2 0000	01/10/13	08/26/14	\$168 38	\$118 02 ^t	\$50 36
AUTO DATA PROCESSING ADP	7 0000	04/23/13	08/26/14	\$589 32	\$463 89 ^t	\$125 43
AUTO DATA PROCESSING ADP	5 0000	08/15/13	08/26/14	\$420 94	\$357 94 ^t	\$63 00
AUTO DATA PROCESSING ADP	3 0000	08/16/13	08/26/14	\$252 56	\$215 15 ^t	\$37 41
AUTO DATA PROCESSING ADP	3 0000	08/16/13	08/26/14	\$252 56	\$215 78 ^t	\$36 78
AUTO DATA PROCESSING ADP	4 0000	08/19/13	08/26/14	\$336 76	\$288 16 ^t	\$48 60
Security Subtotal				\$2,862.40	\$2,233.94	\$628.46



Schwab One® Account of
LLL FOUNDATION INC

Account Number
7034-3344


Report Period
January 1 - December 31,
2014

2014 Year-End Schwab Gain/Loss Report

Realized Gain or (Loss) (continued)

Accounting Method
Mutual Funds Average
All Other Investments First In First Out [FIFO]

Long-Term (continued)	Quantity/Par	Acquired/ Opened	Sold/ Closed	Total Proceeds	Cost Basis	Realized Gain or (Loss)
BLACKROCK HIGH YIELD BD PORT CL INSTL BHYIX	751 9850	multiple	08/26/14	\$6,331 71	\$5,962 31 ^t	\$369 40
Security Subtotal				\$6,331.71	\$5,962.31	\$369.40
BRISTOL-MYERS SQUIBB CO BMY	1 0000	06/21/13	08/26/14	\$50 82	\$45 84 ^t	\$4 98
BRISTOL-MYERS SQUIBB CO BMY	3 0000	06/21/13	08/26/14	\$152 47	\$137 46 ^t	\$15 01
BRISTOL-MYERS SQUIBB CO BMY	9 0000	06/21/13	08/26/14	\$457 42	\$412 04 ^t	\$45 38
BRISTOL-MYERS SQUIBB CO BMY	11 0000	06/21/13	08/26/14	\$559 06	\$503 98 ^t	\$55 08
BRISTOL-MYERS SQUIBB CO BMY	13 0000	06/21/13	08/26/14	\$660 72	\$595 17 ^t	\$65 55
BRISTOL-MYERS SQUIBB CO BMY	1 0000	06/24/13	08/26/14	\$50 82	\$45 34 ^t	\$5 48
BRISTOL-MYERS SQUIBB CO BMY	10 0000	06/24/13	08/26/14	\$508 24	\$452 93 ^t	\$55 31
Security Subtotal				\$2,439.55	\$2,192.76	\$246.79
C M S ENERGY CORP CMS	49 0000	09/04/12	08/26/14	\$1,472 47	\$1,132 88 ^t	\$339 59
C M S ENERGY CORP CMS	11 0000	01/10/13	08/26/14	\$330 55	\$273 57 ^t	\$56 98



G000000541532



Schwab One® Account of
LLL FOUNDATION INC

Account Number
7034-3344

Report Period
January 1 - December 31,
2014

2014 Year-End Schwab Gain/Loss Report

Realized Gain or (Loss) (continued)

Accounting Method
Mutual Funds Average
All Other Investments First In First Out [FIFO]

Long-Term (continued)	Quantity/Par	Acquired/ Opened	Sold/ Closed	Total Proceeds	Cost Basis	Realized Gain or (Loss)
C M S ENERGY CORP CMS	31 0000	04/23/13	08/26/14	\$931 56	\$899 00 ^t	\$32 56
Security Subtotal				\$2,734.58	\$2,305.45	\$429.13
CAVIUM INC CAVM	23 0000	09/04/12	08/26/14	\$1,271 64	\$715 99 ^t	\$555 65
CAVIUM INC CAVM	8 0000	01/10/13	08/26/14	\$442 31	\$241 92 ^t	\$200 39
Security Subtotal				\$1,713.95	\$957.91	\$756.04
CHEVRON CORPORATION CVX	22 0000	09/04/12	08/26/14	\$2,825 42	\$2,450 13 ^t	\$375 29
CHEVRON CORPORATION CVX	2 0000	10/19/12	08/26/14	\$256 86	\$228 80 ^t	\$28 06
CHEVRON CORPORATION CVX	7 0000	01/10/13	08/26/14	\$899 00	\$771 32 ^t	\$127 68
CHEVRON CORPORATION CVX	15 0000	04/23/13	08/26/14	\$1,926 42	\$1,768 20 ^t	\$158 22
CHEVRON CORPORATION CVX	4 0000	08/23/13	08/26/14	\$513 71	\$477 29 ^t	\$36 42
Security Subtotal				\$6,421.41	\$5,695.74	\$725.67
CIENA CORP NEW CIEN	9 0000	07/19/13	08/26/14	\$184 52	\$205 45 ^t	(\$20 93)
CIENA CORP NEW CIEN	25 0000	07/19/13	08/26/14	\$512 56	\$569 68 ^t	(\$57 12)



Schwab One® Account of
LLL FOUNDATION INC

Account Number
7034-3344

Report Period
January 1 - December 31,
2014

2014 Year-End Schwab Gain/Loss Report

Realized Gain or (Loss) (continued)

Accounting Method
Mutual Funds Average
All Other Investments First In First Out [FIFO]

Long-Term (continued)	Quantity/Par	Acquired/ Opened	Sold/ Closed	Total Proceeds	Cost Basis	Realized Gain or (Loss)
CIENA CORP NEW CIEN	23 0000	07/22/13	08/26/14	\$471 56	\$522 47 ^t	(\$50 91)
Security Subtotal				\$1,168.64	\$1,297.60	(\$128.96)
CINCINNATI FINANCIAL CP CINF	33 0000	09/04/12	08/26/14	\$1,609 44	\$1,272 15 ^t	\$337 29
CINCINNATI FINANCIAL CP CINF	7 0000	01/10/13	08/26/14	\$341 40	\$286 37 ^t	\$55 03
CINCINNATI FINANCIAL CP CINF	21 0000	04/23/13	08/26/14	\$1,024 18	\$1,020 18 ^t	\$4 00
Security Subtotal				\$2,975.02	\$2,578.70	\$396.32
CINEMARK HOLDINGS INC CNK	36 0000	09/04/12	08/26/14	\$1,291 65	\$844 74 ^t	\$446 91
Security Subtotal				\$1,291.65	\$844.74	\$446.91
CLEARBRIDGE EQTY INCM FD CL I SOPYX	121 8250	06/26/13	08/26/14	\$2,438 94	\$2,197 48 ^t	\$241 46
Security Subtotal				\$2,438.94	\$2,197.48	\$241.46
CME GROUP INC CL A CLASS A CME	30 0000	09/04/12	08/26/14	\$2,291 11	\$1,659 00 ^t	\$632 11
CME GROUP INC CL A CLASS A CME	3 0000	09/05/12	08/26/14	\$229 11	\$165 84 ^t	\$63 27
CME GROUP INC CL A CLASS A CME	9 0000	09/17/12	08/26/14	\$687 33	\$529 07 ^t	\$158 26
CME GROUP INC CL A CLASS A CME	10 0000	01/10/13	08/26/14	\$763 70	\$529 80 ^t	\$233 90



G000000541632



Schwab One® Account of
LLL FOUNDATION INC

Account Number
7034-3344

Report Period
January 1 - December 31,
2014

2014 Year-End Schwab Gain/Loss Report

Realized Gain or (Loss) (continued)

Accounting Method
Mutual Funds Average
All Other Investments First In First Out [FIFO]

Long-Term (continued)	Quantity/Par	Acquired/ Opened	Sold/ Closed	Total Proceeds	Cost Basis	Realized Gain or (Loss)
CME GROUP INC CL A CLASS A CME	27 0000	04/23/13	08/26/14	\$2,062 01	\$1,629 76 ^t	\$432 25
Security Subtotal				\$6,033.26	\$4,513.47	\$1,519.79
COCA COLA COMPANY KO	74 0000	09/04/12	08/26/14	\$3,084 63	\$2,769 81 ^t	\$314 82
COCA COLA COMPANY KO	17 0000	01/10/13	08/26/14	\$708 63	\$627 47 ^t	\$81 16
COCA COLA COMPANY KO	3 0000	04/08/13	08/26/14	\$125 05	\$120 79 ^t	\$4 26
COCA COLA COMPANY KO	6 0000	04/08/13	08/26/14	\$250 10	\$241 57 ^t	\$8 53
COCA COLA COMPANY KO	54 0000	04/23/13	08/26/14	\$2,250 95	\$2,314 44 ^t	(\$63 49)
Security Subtotal				\$6,419.36	\$6,074.08	\$345.28
COHEN & STEERS PREFERRED SEC AND INCM I CPXIX	464 2750	multiple	08/26/14	\$6,402 35	\$6,072 32 ^t	\$330 03
Security Subtotal				\$6,402.35	\$6,072.32	\$330.03
COMMVAULT SYSTEMS INC CVLT	21 0000	09/04/12	08/26/14	\$1,148 48	\$1,093 47 ^t	\$55 01
Security Subtotal				\$1,148.48	\$1,093.47	\$55.01
CONOCOPHILLIPS COP	41 0000	09/04/12	08/26/14	\$3,317 28	\$2,307 62 ^t	\$1,009 66
CONOCOPHILLIPS COP	4 0000	10/19/12	08/26/14	\$323 64	\$231 18 ^t	\$92 46



Schwab One® Account of
LLL FOUNDATION INC

Account Number
7034-3344

Report Period
January 1 - December 31,
2014

2014 Year-End Schwab Gain/Loss Report

Realized Gain or (Loss) (continued)

Accounting Method
Mutual Funds Average
All Other Investments First In First Out [FIFO]

Long-Term (continued)	Quantity/Par	Acquired/ Opened	Sold/ Closed	Total Proceeds	Cost Basis	Realized Gain or (Loss)
CONOCOPHILLIPS COP	11 0000	01/10/13	08/26/14	\$890 00	\$639 65 ^t	\$250 35
CONOCOPHILLIPS COP	7 0000	04/08/13	08/26/14	\$566 36	\$413 04 ^t	\$153 32
CONOCOPHILLIPS COP	34 0000	04/23/13	08/26/14	\$2,750 92	\$1,957 38 ^t	\$793 54
Security Subtotal				\$7,848.20	\$5,548.87	\$2,299.33
CORNERSTONE ONDEMAND INC CSOD	20 0000	09/04/12	08/26/14	\$741 98	\$527 40 ^t	\$214 58
Security Subtotal				\$741.98	\$527.40	\$214.58
CULLEN FROST BANKERS CFR	4 0000	12/28/12	08/26/14	\$319 36	\$216 67 ^t	\$102 69
CULLEN FROST BANKERS CFR	1 0000	12/31/12	08/26/14	\$79 84	\$54 12 ^t	\$25 72
CULLEN FROST BANKERS CFR	3 0000	12/31/12	08/26/14	\$239 52	\$162 03 ^t	\$77 49
CULLEN FROST BANKERS CFR	2 0000	01/02/13	08/26/14	\$159 68	\$110 47 ^t	\$49 21
CULLEN FROST BANKERS CFR	7 0000	01/03/13	08/26/14	\$558 87	\$393 14 ^t	\$165 73
CULLEN FROST BANKERS CFR	3 0000	01/04/13	08/26/14	\$239 51	\$170 27 ^t	\$69 24
Security Subtotal				\$1,596.78	\$1,106.70	\$490.08
D T E ENERGY COMPANY DTE	1 0000	07/30/13	08/26/14	\$77 32	\$71 46 ^t	\$5 86



G000000541732



Schwab One® Account of
LLL FOUNDATION INC

Account Number
7034-3344

Report Period
January 1 - December 31,
2014

2014 Year-End Schwab Gain/Loss Report

Realized Gain or (Loss) (continued)

Accounting Method
Mutual Funds Average
All Other Investments First In First Out [FIFO]

Long-Term (continued)	Quantity/Par	Acquired/ Opened	Sold/ Closed	Total Proceeds	Cost Basis	Realized Gain or (Loss)
D T E ENERGY COMPANY DTE	2 0000	07/30/13	08/26/14	\$154 64	\$142 54 ^t	\$12 10
D T E ENERGY COMPANY DTE	1 0000	07/31/13	08/26/14	\$77 32	\$70 51 ^t	\$6 81
D T E ENERGY COMPANY DTE	1 0000	07/31/13	08/26/14	\$77 32	\$70 54 ^t	\$6 78
D T E ENERGY COMPANY DTE	1 0000	08/01/13	08/26/14	\$77 32	\$71 32 ^t	\$6 00
D T E ENERGY COMPANY DTE	1 0000	08/05/13	08/26/14	\$77 32	\$71 02 ^t	\$6 30
D T E ENERGY COMPANY DTE	1 0000	08/06/13	08/26/14	\$77 32	\$70 76 ^t	\$6 56
D T E ENERGY COMPANY DTE	2 0000	08/06/13	08/26/14	\$154 64	\$141 61 ^t	\$13 03
D T E ENERGY COMPANY DTE	3 0000	08/06/13	08/26/14	\$231 96	\$212 87 ^t	\$19 09
D T E ENERGY COMPANY DTE	1 0000	08/07/13	08/26/14	\$77 32	\$70 66 ^t	\$6 66
D T E ENERGY COMPANY DTE	3 0000	08/09/13	08/26/14	\$231 96	\$212 42 ^t	\$19 54
D T E ENERGY COMPANY DTE	1 0000	08/12/13	08/26/14	\$77 32	\$70 31 ^t	\$7 01
D T E ENERGY COMPANY DTE	1 0000	08/13/13	08/26/14	\$77 32	\$69 95 ^t	\$7 37
D T E ENERGY COMPANY DTE	1 0000	08/13/13	08/26/14	\$77 32	\$69 97 ^t	\$7 35



Schwab One® Account of
LLL FOUNDATION INC

Account Number
7034-3344


Report Period
January 1 - December 31,
2014

2014 Year-End Schwab Gain/Loss Report

Realized Gain or (Loss) (continued)

Accounting Method
Mutual Funds Average
All Other Investments First In First Out [FIFO]

Long-Term (continued)	Quantity/Par	Acquired/ Opened	Sold/ Closed	Total Proceeds	Cost Basis	Realized Gain or (Loss)
D T E ENERGY COMPANY DTE	1 0000	08/14/13	08/26/14	\$77 32	\$69 36 ^t	\$7 96
D T E ENERGY COMPANY DTE	1 0000	08/14/13	08/26/14	\$77 32	\$69 41 ^t	\$7 91
D T E ENERGY COMPANY DTE	1 0000	08/15/13	08/26/14	\$77 32	\$68 56 ^t	\$8 76
D T E ENERGY COMPANY DTE	1 0000	08/19/13	08/26/14	\$77 32	\$67 12 ^t	\$10 20
D T E ENERGY COMPANY DTE	1 0000	08/19/13	08/26/14	\$77 32	\$67 14 ^t	\$10 18
D T E ENERGY COMPANY DTE	1 0000	08/20/13	08/26/14	\$77 32	\$67 59 ^t	\$9 73
D T E ENERGY COMPANY DTE	1 0000	08/20/13	08/26/14	\$77 32	\$67 61 ^t	\$9 71
D T E ENERGY COMPANY DTE	2 0000	08/21/13	08/26/14	\$154 64	\$134 21 ^t	\$20 43
D T E ENERGY COMPANY DTE	1 0000	08/23/13	08/26/14	\$77 32	\$67 19 ^t	\$10 13
D T E ENERGY COMPANY DTE	1 0000	08/23/13	08/26/14	\$77 32	\$67 21 ^t	\$10 11
D T E ENERGY COMPANY DTE	1 0000	08/23/13	08/26/14	\$77 32	\$67 28 ^t	\$10 04
Security Subtotal				\$2,474.24	\$2,228.62	\$245.62
DEALERTRACK TECHNOLOGIES TRAK	1 0000	10/19/12	08/26/14	\$42 61	\$27 97 ^t	\$14 64



G000000541832



Schwab One® Account of
LLL FOUNDATION INC

Account Number
7034-3344

Report Period
January 1 - December 31,
2014

2014 Year-End Schwab Gain/Loss Report

Realized Gain or (Loss) (continued)

Accounting Method
Mutual Funds Average
All Other Investments First In First Out [FIFO]

Long-Term (continued)	Quantity/Par	Acquired/ Opened	Sold/ Closed	Total Proceeds	Cost Basis	Realized Gain or (Loss)
DEALERTRACK TECHNOLOGIES TRAK	25 0000	10/22/12	08/26/14	\$1,065 25	\$698 56 ^t	\$366 69
Security Subtotal				\$1,107.86	\$726.53	\$381.33
DEMANDWARE INC DWRE	15 0000	09/04/12	08/26/14	\$814 94	\$389 55 ^t	\$425 39
Security Subtotal				\$814.94	\$389.55	\$425.39
DOUBLELINE TOTAL RETURN BD FD CL I DBLTX	1,302 9020	08/29/12	08/26/14	\$14,371 00	\$14,748 09 ^t	(\$377 09)
Security Subtotal				\$14,371.00	\$14,748.09	(\$377.09)
E M C CORP MASS EMC	47 0000	09/04/12	08/26/14	\$1,386 98	\$1,233 28 ^t	\$153 70
E M C CORP MASS EMC	13 0000	11/21/12	08/26/14	\$383 63	\$318 94 ^t	\$64 69
E M C CORP MASS EMC	32 0000	01/10/13	08/26/14	\$944 33	\$759 04 ^t	\$185 29
E M C CORP MASS EMC	4 0000	04/23/13	08/26/14	\$118 04	\$88 52 ^t	\$29 52
E M C CORP MASS EMC	4 0000	07/25/13	08/26/14	\$118 05	\$105 62 ^t	\$12 43
E M C CORP MASS EMC	5 0000	07/25/13	08/26/14	\$147 55	\$132 02 ^t	\$15 53
E M C CORP MASS EMC	5 0000	07/25/13	08/26/14	\$147 55	\$132 03 ^t	\$15 52
Security Subtotal				\$3,246.13	\$2,769.45	\$476.68



Schwab One® Account of
LLL FOUNDATION INC

Account Number
7034-3344


Report Period
January 1 - December 31,
2014

2014 Year-End Schwab Gain/Loss Report

Realized Gain or (Loss) (continued)

Accounting Method
Mutual Funds Average
All Other Investments First In First Out [FIFO]

Long-Term (continued)	Quantity/Par	Acquired/ Opened	Sold/ Closed	Total Proceeds	Cost Basis	Realized Gain or (Loss)
EATON VANCE FLOATING RATE ADVANTAGE I EIFAX	780 4370	multiple	08/26/14	\$8,647 24	\$8,582 00 ^t	\$65 24
Security Subtotal				\$8,647.24	\$8,582.00	\$65.24
EDISON INTERNATIONAL EIX	1 0000	06/07/13	08/26/14	\$58 39	\$47 31 ^t	\$11 08
EDISON INTERNATIONAL EIX	1 0000	06/07/13	08/26/14	\$58 39	\$47 33 ^t	\$11 06
EDISON INTERNATIONAL EIX	1 0000	06/07/13	08/26/14	\$58 39	\$47 41 ^t	\$10 98
EDISON INTERNATIONAL EIX	2 0000	06/07/13	08/26/14	\$116 78	\$94 45 ^t	\$22 33
EDISON INTERNATIONAL EIX	1 0000	06/10/13	08/26/14	\$58 39	\$47 07 ^t	\$11 32
EDISON INTERNATIONAL EIX	1 0000	06/10/13	08/26/14	\$58 39	\$47 08 ^t	\$11 31
EDISON INTERNATIONAL EIX	1 0000	06/10/13	08/26/14	\$58 39	\$47 22 ^t	\$11 17
EDISON INTERNATIONAL EIX	1 0000	06/10/13	08/26/14	\$58 39	\$47 25 ^t	\$11 14
EDISON INTERNATIONAL EIX	1 0000	06/10/13	08/26/14	\$58 39	\$47 27 ^t	\$11 12
EDISON INTERNATIONAL EIX	2 0000	06/10/13	08/26/14	\$116 78	\$94 55 ^t	\$22 23
EDISON INTERNATIONAL EIX	1 0000	06/12/13	08/26/14	\$58 39	\$46 48 ^t	\$11 91



G000000541932



Schwab One® Account of
LLL FOUNDATION INC

Account Number
7034-3344

Report Period
January 1 - December 31,
2014

2014 Year-End Schwab Gain/Loss Report

Realized Gain or (Loss) (continued)

Accounting Method
Mutual Funds Average
All Other Investments First In First Out [FIFO]

Long-Term (continued)	Quantity/Par	Acquired/ Opened	Sold/ Closed	Total Proceeds	Cost Basis	Realized Gain or (Loss)
EDISON INTERNATIONAL EIX	1 0000	06/12/13	08/26/14	\$58 39	\$46 55 ^t	\$11 84
EDISON INTERNATIONAL EIX	1 0000	06/13/13	08/26/14	\$58 39	\$46 53 ^t	\$11 86
EDISON INTERNATIONAL EIX	1 0000	06/14/13	08/26/14	\$58 39	\$47 19 ^t	\$11 20
EDISON INTERNATIONAL EIX	1 0000	06/17/13	08/26/14	\$58 39	\$47 38 ^t	\$11 01
EDISON INTERNATIONAL EIX	1 0000	06/17/13	08/26/14	\$58 39	\$47 78 ^t	\$10 61
EDISON INTERNATIONAL EIX	1 0000	06/18/13	08/26/14	\$58 39	\$47 45 ^t	\$10 94
EDISON INTERNATIONAL EIX	1 0000	06/19/13	08/26/14	\$58 39	\$47 15 ^t	\$11 24
EDISON INTERNATIONAL EIX	1 0000	06/19/13	08/26/14	\$58 39	\$47 19 ^t	\$11 20
EDISON INTERNATIONAL EIX	1 0000	06/20/13	08/26/14	\$58 39	\$45 25 ^t	\$13 14
EDISON INTERNATIONAL EIX	1 0000	06/20/13	08/26/14	\$58 39	\$45 41 ^t	\$12 98
EDISON INTERNATIONAL EIX	1 0000	06/21/13	08/26/14	\$58 39	\$45 68 ^t	\$12 71
Security Subtotal				\$1,401.36	\$1,126.98	\$274.38
ELECTRONIC ARTS INC EA	26 0000	07/12/13	08/26/14	\$975 34	\$631 64 ^t	\$343 70



Schwab One® Account of
LLL FOUNDATION INC

Account Number
7034-3344

Report Period
January 1 - December 31,
2014

2014 Year-End Schwab Gain/Loss Report

Realized Gain or (Loss) (continued)

Accounting Method
Mutual Funds Average
All Other Investments First In First Out [FIFO]

Long-Term (continued)	Quantity/Par	Acquired/ Opened	Sold/ Closed	Total Proceeds	Cost Basis	Realized Gain or (Loss)
ELECTRONIC ARTS INC EA	37 0000	07/12/13	08/26/14	\$1,387 98	\$894 11 ^t	\$493 87
ELECTRONIC ARTS INC EA	49 0000	07/15/13	08/26/14	\$1,838 14	\$1,184 45 ^t	\$653 69
ELECTRONIC ARTS INC EA	11 0000	07/25/13	08/26/14	\$412 65	\$274 87 ^t	\$137 78
Security Subtotal				\$4,614.11	\$2,985.07	\$1,629.04
FACEBOOK INC CLASS A FB	1 0000	08/02/13	08/26/14	\$75 25	\$37 88 ^t	\$37 37
FACEBOOK INC CLASS A FB	61 0000	08/02/13	08/26/14	\$4,589 60	\$2,310 50 ^t	\$2,279 10
Security Subtotal				\$4,664.85	\$2,348.38	\$2,316.47
FIDELITY NATL INFO SVCS FIS	9 0000	04/03/13	08/26/14	\$518 23	\$360 27 ^t	\$157 96
FIDELITY NATL INFO SVCS FIS	12 0000	04/03/13	08/26/14	\$690 97	\$479 22 ^t	\$211 75
FIDELITY NATL INFO SVCS FIS	9 0000	04/04/13	08/26/14	\$518 23	\$358 19 ^t	\$160 04
FIDELITY NATL INFO SVCS FIS	5 0000	04/05/13	08/26/14	\$287 90	\$195 40 ^t	\$92 50
FIDELITY NATL INFO SVCS FIS	19 0000	04/23/13	08/26/14	\$1,094 03	\$778 81 ^t	\$315 22
Security Subtotal				\$3,109.36	\$2,171.89	\$937.47
FORTINET INC FTNT	4 0000	08/02/13	08/26/14	\$103 36	\$86 02 ^t	\$17 34



G000000542032



Schwab One® Account of
LLL FOUNDATION INC

Account Number
7034-3344

Report Period
January 1 - December 31,
2014

2014 Year-End Schwab Gain/Loss Report

Realized Gain or (Loss) (continued)

Accounting Method
Mutual Funds Average
All Other Investments First In First Out [FIFO]

Long-Term (continued)	Quantity/Par	Acquired/ Opened	Sold/ Closed	Total Proceeds	Cost Basis	Realized Gain or (Loss)
FORTINET INC FTNT	10 0000	08/02/13	08/26/14	\$258 40	\$212 97 ^t	\$45 43
FORTINET INC FTNT	10 0000	08/02/13	08/26/14	\$258 40	\$213 08 ^t	\$45 32
FORTINET INC FTNT	40 0000	08/02/13	08/26/14	\$1,033 62	\$859 17 ^t	\$174 45
Security Subtotal				\$1,653.78	\$1,371.24	\$282.54
GALLAGHER ARTHUR J & CO AJG	46 0000	09/04/12	08/26/14	\$2,172 12	\$1,646 09 ^t	\$526 03
GALLAGHER ARTHUR J & CO AJG	11 0000	01/10/13	08/26/14	\$519 42	\$392 37 ^t	\$127 05
GALLAGHER ARTHUR J & CO AJG	9 0000	04/23/13	08/26/14	\$424 98	\$380 88 ^t	\$44 10
Security Subtotal				\$3,116.52	\$2,419.34	\$697.18
GOOGLE INC CL C NON VTG NON VOTING SHARES GOOG	2 0000	09/04/12	08/26/14	\$1,157 51	\$674 81 ^t	\$482 70
GOOGLE INC CL C NON VTG NON VOTING SHARES GOOG	1 0000	01/07/13	08/26/14	\$578 76	\$365 61 ^t	\$213 15
GOOGLE INC CL C NON VTG NON VOTING SHARES GOOG	1 0000	01/10/13	08/26/14	\$578 76	\$367 56 ^t	\$211 20
GOOGLE INC CL C NON VTG NON VOTING SHARES GOOG	1 0000	03/06/13	08/26/14	\$578 76	\$414 33 ^t	\$164 43



Schwab One® Account of
LLL FOUNDATION INC

Account Number
7034-3344


Report Period
January 1 - December 31,
2014

2014 Year-End Schwab Gain/Loss Report

Realized Gain or (Loss) (continued)

Accounting Method
Mutual Funds Average
All Other Investments First In First Out [FIFO]

Long-Term (continued)	Quantity/Par	Acquired/ Opened	Sold/ Closed	Total Proceeds	Cost Basis	Realized Gain or (Loss)
GOOGLE INC CL C NON VTG NON VOTING SHARES GOOG	1 0000	08/05/13	08/26/14	\$578 76	\$450 61 ^t	\$128 15
Security Subtotal				\$3,472.55	\$2,272.92	\$1,199.63
GUIDEWIRE SOFTWARE INC GWRE	9 0000	09/27/12	08/26/14	\$409 05	\$276 41 ^t	\$132 64
GUIDEWIRE SOFTWARE INC GWRE	1 0000	09/28/12	08/26/14	\$45 45	\$31 09 ^t	\$14 36
GUIDEWIRE SOFTWARE INC GWRE	7 0000	10/19/12	08/26/14	\$318 15	\$199 34 ^t	\$118 81
GUIDEWIRE SOFTWARE INC GWRE	10 0000	01/10/13	08/26/14	\$454 50	\$303 29 ^t	\$151 21
Security Subtotal				\$1,227.15	\$810.13	\$417.02
HARBOR CONV SEC FD INST HACSX	292 7620	multiple	08/26/14	\$3,372 62	\$2,960 00 ^t	\$412 62
Security Subtotal				\$3,372.62	\$2,960.00	\$412.62
HARBOR HIGH YIELD BOND FUND INSTITUTIONAL CL HYFAX	274 3920	08/29/12	08/26/14	\$3,040 26	\$3,053 99 ^t	(\$13 73)
Security Subtotal				\$3,040.26	\$3,053.99	(\$13.73)
HERSHEY COMPANY HSY	20 0000	09/04/12	08/26/14	\$1,842 38	\$1,439 80 ^t	\$402 58
HERSHEY COMPANY HSY	4 0000	01/10/13	08/26/14	\$368 48	\$302 48 ^t	\$66 00



G000000542132



Schwab One® Account of
LLL FOUNDATION INC

Account Number
7034-3344

Report Period
January 1 - December 31,
2014

2014 Year-End Schwab Gain/Loss Report

Realized Gain or (Loss) (continued)

Accounting Method
Mutual Funds Average
All Other Investments First In First Out [FIFO]

Long-Term (continued)	Quantity/Par	Acquired/ Opened	Sold/ Closed	Total Proceeds	Cost Basis	Realized Gain or (Loss)
HERSHEY COMPANY HSY	13 0000	04/23/13	08/26/14	\$1,197 54	\$1,185 21 ^t	\$12 33
Security Subtotal				\$3,408.40	\$2,927.49	\$480.91
HOME DEPOT INC HD	56 0000	09/04/12	08/26/14	\$5,118 39	\$3,169 60 ^t	\$1,948 79
HOME DEPOT INC HD	4 0000	01/10/13	08/26/14	\$365 60	\$253 00 ^t	\$112 60
HOME DEPOT INC HD	31 0000	04/23/13	08/26/14	\$2,833 40	\$2,294 00 ^t	\$539 40
HOME DEPOT INC HD	11 0000	08/08/13	08/26/14	\$1,005 40	\$881 32 ^t	\$124 08
Security Subtotal				\$9,322.79	\$6,597.92	\$2,724.87
HSBC TOTAL RETURN CL I HTRIX	399 2020	08/29/12	08/26/14	\$4,111 78	\$4,100 90 ^t	\$10 88
Security Subtotal				\$4,111.78	\$4,100.90	\$10.88
ILLINOIS TOOL WORKS INC ITW	3 0000	06/26/13	08/26/14	\$267 15	\$205 30 ^t	\$61 85
ILLINOIS TOOL WORKS INC ITW	2 0000	06/27/13	08/26/14	\$178 10	\$138 91 ^t	\$39 19
ILLINOIS TOOL WORKS INC ITW	2 0000	06/27/13	08/26/14	\$178 10	\$139 04 ^t	\$39 06
ILLINOIS TOOL WORKS INC ITW	3 0000	06/27/13	08/26/14	\$267 15	\$208 72 ^t	\$58 43
ILLINOIS TOOL WORKS INC ITW	8 0000	06/28/13	08/26/14	\$712 39	\$554 76 ^t	\$157 63



Schwab One® Account of
LLL FOUNDATION INC

Account Number
7034-3344


Report Period
January 1 - December 31,
2014

2014 Year-End Schwab Gain/Loss Report

Realized Gain or (Loss) (continued)

Accounting Method
Mutual Funds Average
All Other Investments First In First Out [FIFO]

Long-Term (continued)	Quantity/Par	Acquired/ Opened	Sold/ Closed	Total Proceeds	Cost Basis	Realized Gain or (Loss)
ILLINOIS TOOL WORKS INC ITW	9 0000	06/28/13	08/26/14	\$801 44	\$624 21 ^t	\$177 23
ILLINOIS TOOL WORKS INC ITW	9 0000	06/28/13	08/26/14	\$801 44	\$625 09 ^t	\$176 35
ILLINOIS TOOL WORKS INC ITW	5 0000	07/01/13	08/26/14	\$445 25	\$348 26 ^t	\$96 99
ILLINOIS TOOL WORKS INC ITW	2 0000	07/02/13	08/26/14	\$178 10	\$139 23 ^t	\$38 87
ILLINOIS TOOL WORKS INC ITW	6 0000	07/02/13	08/26/14	\$534 29	\$414 74 ^t	\$119 55
Security Subtotal				\$4,363.41	\$3,398.26	\$965.15
IMPERVA INC IMPV	19 0000	09/04/12	08/26/14	\$548 39	\$576 08 ^t	(\$27 69)
IMPERVA INC IMPV	3 0000	11/21/12	08/26/14	\$86 59	\$85 19 ^t	\$1 40
Security Subtotal				\$634.98	\$661.27	(\$26.29)
JOHNSON & JOHNSON JNJ	34 0000	09/04/12	08/26/14	\$3,522 76	\$2,283 78 ^t	\$1,238 98
JOHNSON & JOHNSON JNJ	8 0000	01/10/13	08/26/14	\$828 89	\$577 92 ^t	\$250 97
JOHNSON & JOHNSON JNJ	12 0000	03/11/13	08/26/14	\$1,243 33	\$940 84 ^t	\$302 49
JOHNSON & JOHNSON JNJ	2 0000	03/14/13	08/26/14	\$207 22	\$157 80 ^t	\$49 42



G000000542232



Schwab One® Account of
LLL FOUNDATION INC

Account Number
7034-3344

Report Period
January 1 - December 31,
2014

2014 Year-End Schwab Gain/Loss Report

Realized Gain or (Loss) (continued)

Accounting Method
Mutual Funds Average
All Other Investments First In First Out [FIFO]

Long-Term (continued)	Quantity/Par	Acquired/ Opened	Sold/ Closed	Total Proceeds	Cost Basis	Realized Gain or (Loss)
JOHNSON & JOHNSON JNJ	3 0000	03/14/13	08/26/14	\$310 83	\$236 79 ^t	\$74 04
JOHNSON & JOHNSON JNJ	1 0000	03/15/13	08/26/14	\$103 61	\$78 64 ^t	\$24 97
JOHNSON & JOHNSON JNJ	4 0000	03/15/13	08/26/14	\$414 44	\$316 07 ^t	\$98 37
JOHNSON & JOHNSON JNJ	33 0000	04/23/13	08/26/14	\$3,419 15	\$2,811 60 ^t	\$607 55
Security Subtotal				\$10,050.23	\$7,403.44	\$2,646.79
JPMORGAN INTREPID EURO INSTL JFEIX	90 3460	multiple	08/26/14	\$2,418 56	\$2,097 00 ^t	\$321 56
Security Subtotal				\$2,418.56	\$2,097.00	\$321.56
JPMORGAN MULTI SECTOR INCM SLCT JSISX	494 3400	08/29/12	08/26/14	\$5,116 42	\$5,051 21 ^t	\$65 21
Security Subtotal				\$5,116.42	\$5,051.21	\$65.21
K L A TENCOR CORP KLAC	15 0000	09/04/12	08/26/14	\$1,139 99	\$773 55 ^t	\$366 44
K L A TENCOR CORP KLAC	20 0000	09/17/12	08/26/14	\$1,519 99	\$1,038 71 ^t	\$481 28
K L A TENCOR CORP KLAC	7 0000	01/10/13	08/26/14	\$532 00	\$337 06 ^t	\$194 94
K L A TENCOR CORP KLAC	4 0000	04/08/13	08/26/14	\$304 00	\$206 85 ^t	\$97 15



Schwab One® Account of
LLL FOUNDATION INC

Account Number
7034-3344


Report Period
January 1 - December 31,
2014

2014 Year-End Schwab Gain/Loss Report

Realized Gain or (Loss) (continued)

Accounting Method
Mutual Funds Average
All Other Investments First In First Out [FIFO]

Long-Term (continued)	Quantity/Par	Acquired/ Opened	Sold/ Closed	Total Proceeds	Cost Basis	Realized Gain or (Loss)
K L A TENCOR CORP KLAC	4 0000	04/09/13	08/26/14	\$304 00	\$210 33 ^t	\$93 67
K L A TENCOR CORP KLAC	27 0000	04/23/13	08/26/14	\$2,051 97	\$1,489 32 ^t	\$562 65
Security Subtotal				\$5,851.95	\$4,055.82	\$1,796.13
L BRANDS INC LB	21 0000	09/04/12	08/26/14	\$1,339 37	\$1,011 57 ^t	\$327 80
L BRANDS INC LB	1 0000	10/18/12	08/26/14	\$63 78	\$48 94 ^t	\$14 84
L BRANDS INC LB	2 0000	10/18/12	08/26/14	\$127 56	\$98 14 ^t	\$29 42
L BRANDS INC LB	6 0000	10/19/12	08/26/14	\$382 68	\$292 00 ^t	\$90 68
L BRANDS INC LB	9 0000	01/10/13	08/26/14	\$574 02	\$394 92 ^t	\$179 10
L BRANDS INC LB	21 0000	04/23/13	08/26/14	\$1,339 37	\$1,015 77 ^t	\$323 60
Security Subtotal				\$3,826.78	\$2,861.34	\$965.44
M & T BANK CORPORATION MTB	19 0000	09/04/12	08/26/14	\$2,360 13	\$1,651 05 ^t	\$709 08
M & T BANK CORPORATION MTB	10 0000	04/23/13	08/26/14	\$1,242 17	\$993 50 ^t	\$248 67
Security Subtotal				\$3,602.30	\$2,644.55	\$957.75
MASTERCARD INC MA	21 0000	09/04/12	08/26/14	\$1,628 83	\$888 62 ^t	\$740 21



G000000542332



Schwab One® Account of
LLL FOUNDATION INC

Account Number
7034-3344

Report Period
January 1 - December 31,
2014

2014 Year-End Schwab Gain/Loss Report

Realized Gain or (Loss) (continued)

Accounting Method
Mutual Funds Average
All Other Investments First In First Out [FIFO]

Long-Term (continued)	Quantity/Par	Acquired/ Opened	Sold/ Closed	Total Proceeds	Cost Basis	Realized Gain or (Loss)
MASTERCARD INC MA	29 0000	09/04/12	08/26/14	\$2,249 22	\$1,227 13 ^t	\$1,022 09
MASTERCARD INC MA	10 0000	12/24/12	08/26/14	\$775 59	\$494 71 ^t	\$280 88
MASTERCARD INC MA	18 0000	01/10/13	08/26/14	\$1,396 07	\$945 64 ^t	\$450 43
Security Subtotal				\$6,049.71	\$3,556.10	\$2,493.61
MATTHEWS ASIA DIVIDEND FUND INSTL MIPIX	218 5030	08/29/12	08/26/14	\$3,631 52	\$3,002 23 ^t	\$629 29
Security Subtotal				\$3,631.52	\$3,002.23	\$629.29
MERCK & CO INC NEW MRK	84 0000	09/04/12	08/26/14	\$5,061 31	\$3,626 28 ^t	\$1,435 03
MERCK & CO INC NEW MRK	3 0000	01/10/13	08/26/14	\$180 76	\$128 76 ^t	\$52 00
MERCK & CO INC NEW MRK	16 0000	01/10/13	08/26/14	\$964 06	\$686 72 ^t	\$277 34
MERCK & CO INC NEW MRK	11 0000	04/23/13	08/26/14	\$662 79	\$532 96 ^t	\$129 83
MERCK & CO INC NEW MRK	43 0000	04/23/13	08/26/14	\$2,590 73	\$2,083 37 ^t	\$507 36
MERCK & CO INC NEW MRK	9 0000	08/23/13	08/26/14	\$542 25	\$429 23 ^t	\$113 02
Security Subtotal				\$10,001.90	\$7,487.32	\$2,514.58



Schwab One® Account of
LLL FOUNDATION INC

Account Number
7034-3344


Report Period
January 1 - December 31,
2014

2014 Year-End Schwab Gain/Loss Report

Realized Gain or (Loss) (continued)

Accounting Method
Mutual Funds Average
All Other Investments First In First Out [FIFO]

Long-Term (continued)	Quantity/Par	Acquired/ Opened	Sold/ Closed	Total Proceeds	Cost Basis	Realized Gain or (Loss)
MICROSOFT CORP MSFT	89 0000	09/04/12	08/26/14	\$4,018 71	\$2,693 14 ^t	\$1,325 57
MICROSOFT CORP MSFT	9 0000	01/10/13	08/26/14	\$406 35	\$237 87 ^t	\$168 48
MICROSOFT CORP MSFT	11 0000	01/10/13	08/26/14	\$496 69	\$290 73 ^t	\$205 96
MICROSOFT CORP MSFT	26 0000	04/23/13	08/26/14	\$1,173 90	\$801 32 ^t	\$372 58
Security Subtotal				\$6,095.65	\$4,023.06	\$2,072.59
MONDELEZ INTL INC CL A MDLZ	46 0000	09/04/12	08/26/14	\$1,662 96	\$1,236 49 ^t	\$426 47
MONDELEZ INTL INC CL A MDLZ	1 0000	12/19/12	08/26/14	\$36 15	\$25 93 ^t	\$10 22
MONDELEZ INTL INC CL A MDLZ	1 0000	12/19/12	08/26/14	\$36 15	\$25 99 ^t	\$10 16
MONDELEZ INTL INC CL A MDLZ	4 0000	12/19/12	08/26/14	\$144 60	\$103 85 ^t	\$40 75
MONDELEZ INTL INC CL A MDLZ	5 0000	12/20/12	08/26/14	\$180 76	\$129 97 ^t	\$50 79
MONDELEZ INTL INC CL A MDLZ	2 0000	12/21/12	08/26/14	\$72 30	\$51 49 ^t	\$20 81
MONDELEZ INTL INC CL A MDLZ	16 0000	01/10/13	08/26/14	\$578 42	\$435 68 ^t	\$142 74



G000000542432



Schwab One® Account of
LLL FOUNDATION INC

Account Number
7034-3344

Report Period
January 1 - December 31,
2014

2014 Year-End Schwab Gain/Loss Report

Realized Gain or (Loss) (continued)

Accounting Method
Mutual Funds Average
All Other Investments First In First Out [FIFO]

Long-Term (continued)	Quantity/Par	Acquired/ Opened	Sold/ Closed	Total Proceeds	Cost Basis	Realized Gain or (Loss)
MONDELEZ INTL INC CL A MDLZ	39 0000	04/23/13	08/26/14	\$1,409 90	\$1,248 78 ^t	\$161 12
Security Subtotal				\$4,121.24	\$3,258.18	\$863.06
NETSUITE INC NEW N	11 0000	01/25/13	08/26/14	\$940 26	\$772 20 ^t	\$168 06
NETSUITE INC NEW N	11 0000	01/28/13	08/26/14	\$940 26	\$777 10 ^t	\$163 16
NETSUITE INC NEW N	2 0000	05/01/13	08/26/14	\$170 96	\$175 65 ^t	(\$4 69)
Security Subtotal				\$2,051.48	\$1,724.95	\$326.53
NISOURCE INC HOLDING CO NI	2 0000	12/19/12	08/26/14	\$77 26	\$49 42 ^t	\$27 84
NISOURCE INC HOLDING CO NI	3 0000	12/19/12	08/26/14	\$115 90	\$74 43 ^t	\$41 47
NISOURCE INC HOLDING CO NI	17 0000	12/20/12	08/26/14	\$656 75	\$424 99 ^t	\$231 76
NISOURCE INC HOLDING CO NI	2 0000	12/21/12	08/26/14	\$77 26	\$50 01 ^t	\$27 25
NISOURCE INC HOLDING CO NI	4 0000	12/21/12	08/26/14	\$154 53	\$99 91 ^t	\$54 62
NISOURCE INC HOLDING CO NI	2 0000	12/24/12	08/26/14	\$77 26	\$49 77 ^t	\$27 49
NISOURCE INC HOLDING CO NI	9 0000	12/26/12	08/26/14	\$347 69	\$224 16 ^t	\$123 53



Schwab One® Account of
LLL FOUNDATION INC

Account Number
7034-3344

Report Period
January 1 - December 31,
2014

2014 Year-End Schwab Gain/Loss Report

Realized Gain or (Loss) (continued)

Accounting Method
Mutual Funds Average
All Other Investments First In First Out [FIFO]

Long-Term (continued)	Quantity/Par	Acquired/ Opened	Sold/ Closed	Total Proceeds	Cost Basis	Realized Gain or (Loss)
NISOURCE INC HOLDING CO NI	4 0000	12/27/12	08/26/14	\$154 53	\$98 15 ^t	\$56 38
NISOURCE INC HOLDING CO NI	9 0000	12/28/12	08/26/14	\$347 69	\$222 72 ^t	\$124 97
NISOURCE INC HOLDING CO NI	9 0000	12/31/12	08/26/14	\$347 69	\$221 95 ^t	\$125 74
NISOURCE INC HOLDING CO NI	1 0000	01/07/13	08/26/14	\$38 63	\$25 25 ^t	\$13 38
NISOURCE INC HOLDING CO NI	3 0000	01/07/13	08/26/14	\$115 90	\$75 69 ^t	\$40 21
NISOURCE INC HOLDING CO NI	8 0000	01/07/13	08/26/14	\$309 06	\$201 38 ^t	\$107 68
NISOURCE INC HOLDING CO NI	2 0000	01/08/13	08/26/14	\$77 26	\$49 91 ^t	\$27 35
NISOURCE INC HOLDING CO NI	6 0000	01/08/13	08/26/14	\$231 79	\$149 75 ^t	\$82 04
NISOURCE INC HOLDING CO NI	2 0000	01/10/13	08/26/14	\$77 26	\$51 04 ^t	\$26 22
NISOURCE INC HOLDING CO NI	19 0000	01/10/13	08/26/14	\$734 01	\$484 88 ^t	\$249 13
NISOURCE INC HOLDING CO NI	53 0000	04/23/13	08/26/14	\$2,047 40	\$1,647 77 ^t	\$399 63
Security Subtotal				\$5,987.87	\$4,201.18	\$1,786.69
NORTHERN TRUST CORP NTRS	25 0000	01/17/13	08/26/14	\$1,726 71	\$1,251 20 ^t	\$475 51



G000000542532



Schwab One® Account of
LLL FOUNDATION INC

Account Number
7034-3344

Report Period
January 1 - December 31,
2014

2014 Year-End Schwab Gain/Loss Report

Realized Gain or (Loss) (continued)

Accounting Method
Mutual Funds Average
All Other Investments First In First Out [FIFO]

Long-Term (continued)	Quantity/Par	Acquired/ Opened	Sold/ Closed	Total Proceeds	Cost Basis	Realized Gain or (Loss)
NORTHERN TRUST CORP NTRS	13 0000	04/23/13	08/26/14	\$897 89	\$688 35 ^t	\$209 54
Security Subtotal				\$2,624.60	\$1,939.55	\$685.05
OCCIDENTAL PETE CORP OXY	8 0000	05/31/13	08/26/14	\$827 43	\$741 56 ^t	\$85 87
OCCIDENTAL PETE CORP OXY	8 0000	06/03/13	08/26/14	\$827 43	\$749 52 ^t	\$77 91
OCCIDENTAL PETE CORP OXY	6 0000	06/04/13	08/26/14	\$620 57	\$567 16 ^t	\$53 41
OCCIDENTAL PETE CORP OXY	7 0000	06/05/13	08/26/14	\$724 00	\$654 80 ^t	\$69 20
OCCIDENTAL PETE CORP OXY	3 0000	06/06/13	08/26/14	\$310 29	\$277 65 ^t	\$32 64
Security Subtotal				\$3,309.72	\$2,990.69	\$319.03
P P G INDUSTRIES INC PPG	8 0000	09/04/12	08/26/14	\$1,653 17	\$864 88 ^t	\$788 29
Security Subtotal				\$1,653.17	\$864.88	\$788.29
PALO ALTO NETWORKS INC PANW	2 0000	10/19/12	08/26/14	\$170 12	\$121 24 ^t	\$48 88
PALO ALTO NETWORKS INC PANW	5 0000	01/10/13	08/26/14	\$425 29	\$251 40 ^t	\$173 89
PALO ALTO NETWORKS INC PANW	2 0000	04/23/13	08/26/14	\$170 12	\$103 42 ^t	\$66 70



Schwab One® Account of
LLL FOUNDATION INC

Account Number
7034-3344


Report Period
January 1 - December 31,
2014

2014 Year-End Schwab Gain/Loss Report

Realized Gain or (Loss) (continued)

Accounting Method
Mutual Funds Average
All Other Investments First In First Out [FIFO]

Long-Term (continued)	Quantity/Par	Acquired/ Opened	Sold/ Closed	Total Proceeds	Cost Basis	Realized Gain or (Loss)
PALO ALTO NETWORKS INC PANW	4 0000	07/12/13	08/26/14	\$340 23	\$185 85 ^t	\$154 38
Security Subtotal				\$1,105.76	\$661.91	\$443.85
PFIZER INCORPORATED PFE	142 0000	09/04/12	08/26/14	\$4,136 51	\$3,379 42 ^t	\$757 09
PFIZER INCORPORATED PFE	33 0000	01/10/13	08/26/14	\$961 30	\$878 46 ^t	\$82 84
PFIZER INCORPORATED PFE	91 0000	04/23/13	08/26/14	\$2,650 86	\$2,819 18 ^t	(\$168 32)
PFIZER INCORPORATED PFE	15 0000	08/23/13	08/26/14	\$436 96	\$424 72 ^t	\$12 24
Security Subtotal				\$8,185.63	\$7,501.78	\$683.85
PHILIP MORRIS INTL INC PM	21 0000	09/04/12	08/26/14	\$1,789 60	\$1,874 67 ^t	(\$85 07)
PHILIP MORRIS INTL INC PM	7 0000	01/07/13	08/26/14	\$596 53	\$603 82 ^t	(\$7 29)
PHILIP MORRIS INTL INC PM	7 0000	01/10/13	08/26/14	\$596 54	\$607 04 ^t	(\$10 50)
Security Subtotal				\$2,982.67	\$3,085.53	(\$102.86)
PNC FINL SERVICES GP INC PNC	1 0000	06/10/13	08/26/14	\$85 49	\$71 42 ^t	\$14 07
PNC FINL SERVICES GP INC PNC	2 0000	06/10/13	08/26/14	\$170 98	\$145 80 ^t	\$25 18
PNC FINL SERVICES GP INC PNC	7 0000	06/10/13	08/26/14	\$598 42	\$503 70 ^t	\$94 72



G000000542632



Schwab One® Account of
LLL FOUNDATION INC

Account Number
7034-3344

Report Period
January 1 - December 31,
2014

2014 Year-End Schwab Gain/Loss Report

Realized Gain or (Loss) (continued)

Accounting Method
Mutual Funds Average
All Other Investments First In First Out [FIFO]

Long-Term (continued)	Quantity/Par	Acquired/ Opened	Sold/ Closed	Total Proceeds	Cost Basis	Realized Gain or (Loss)
PNC FINL SERVICES GP INC PNC	18 0000	06/10/13	08/26/14	\$1,538 79	\$1,312 24 ^t	\$226 55
PNC FINL SERVICES GP INC PNC	2 0000	06/11/13	08/26/14	\$170 98	\$144 01 ^t	\$26 97
PNC FINL SERVICES GP INC PNC	14 0000	06/11/13	08/26/14	\$1,196 83	\$1,006 18 ^t	\$190 65
PNC FINL SERVICES GP INC PNC	3 0000	06/12/13	08/26/14	\$256 46	\$215 07 ^t	\$41 39
Security Subtotal				\$4,017.95	\$3,398.42	\$619.53
PROCTER & GAMBLE PG	25 0000	09/04/12	08/26/14	\$2,095 03	\$1,679 00 ^t	\$416 03
PROCTER & GAMBLE PG	6 0000	01/10/13	08/26/14	\$502 81	\$412 92 ^t	\$89 89
PROCTER & GAMBLE PG	12 0000	03/11/13	08/26/14	\$1,005 61	\$927 43 ^t	\$78 18
PROCTER & GAMBLE PG	23 0000	04/23/13	08/26/14	\$1,927 43	\$1,892 90 ^t	\$34 53
PROCTER & GAMBLE PG	1 0000	04/29/13	08/26/14	\$83 80	\$77 79 ^t	\$6 01
PROCTER & GAMBLE PG	2 0000	04/29/13	08/26/14	\$167 60	\$155 44 ^t	\$12 16
PROCTER & GAMBLE PG	1 0000	04/30/13	08/26/14	\$83 80	\$76 74 ^t	\$7 06
PROCTER & GAMBLE PG	2 0000	04/30/13	08/26/14	\$167 60	\$153 78 ^t	\$13 82



Schwab One® Account of
LLL FOUNDATION INC

Account Number
7034-3344

Report Period
January 1 - December 31,
2014

2014 Year-End Schwab Gain/Loss Report

Realized Gain or (Loss) (continued)

Accounting Method
Mutual Funds Average
All Other Investments First In First Out [FIFO]

Long-Term (continued)	Quantity/Par	Acquired/ Opened	Sold/ Closed	Total Proceeds	Cost Basis	Realized Gain or (Loss)
PROCTER & GAMBLE PG	1 0000	05/01/13	08/26/14	\$83 80	\$77 11 ^t	\$6 69
PROCTER & GAMBLE PG	1 0000	05/01/13	08/26/14	\$83 80	\$77 26 ^t	\$6 54
PROCTER & GAMBLE PG	1 0000	05/01/13	08/26/14	\$83 80	\$77 31 ^t	\$6 49
PROCTER & GAMBLE PG	1 0000	05/02/13	08/26/14	\$83 80	\$77 72 ^t	\$6 08
PROCTER & GAMBLE PG	1 0000	05/02/13	08/26/14	\$83 80	\$77 78 ^t	\$6 02
PROCTER & GAMBLE PG	1 0000	05/02/13	08/26/14	\$83 80	\$78 10 ^t	\$5 70
PROCTER & GAMBLE PG	1 0000	05/03/13	08/26/14	\$83 80	\$78 22 ^t	\$5 58
PROCTER & GAMBLE PG	1 0000	05/06/13	08/26/14	\$83 81	\$77 75 ^t	\$6 06
Security Subtotal				\$6,704.09	\$5,997.25	\$706.84
PROTO LABS INC PRLB	9 0000	04/18/13	08/26/14	\$683 81	\$420 00 ^t	\$263 81
Security Subtotal				\$683.81	\$420.00	\$263.81
QUALCOMM INC QCOM	33 0000	09/04/12	08/26/14	\$2,531 88	\$2,001 78 ^t	\$530 10
QUALCOMM INC QCOM	8 0000	11/08/12	08/26/14	\$613 79	\$486 57 ^t	\$127 22
Security Subtotal				\$3,145.67	\$2,488.35	\$657.32



G000000542732



Schwab One® Account of
LLL FOUNDATION INC

Account Number
7034-3344

Report Period
January 1 - December 31,
2014

2014 Year-End Schwab Gain/Loss Report

Realized Gain or (Loss) (continued)

Accounting Method
Mutual Funds Average
All Other Investments First In First Out [FIFO]

Long-Term (continued)	Quantity/Par	Acquired/ Opened	Sold/ Closed	Total Proceeds	Cost Basis	Realized Gain or (Loss)
RIDGEWORTH SEIX FLOAT RATE HIGH INC I SAMBX	677 3140	08/29/12	08/26/14	\$6,109 37	\$6,001 00 ^t	\$108 37
Security Subtotal				\$6,109.37	\$6,001.00	\$108.37
ROWE T PRICE GROUP INC TROW	35 0000	09/04/12	08/26/14	\$2,846 14	\$2,158 45 ^t	\$687 69
ROWE T PRICE GROUP INC TROW	8 0000	01/10/13	08/26/14	\$650 55	\$541 44 ^t	\$109 11
ROWE T PRICE GROUP INC TROW	2 0000	08/23/13	08/26/14	\$162 64	\$144 90 ^t	\$17 74
ROWE T PRICE GROUP INC TROW	3 0000	08/23/13	08/26/14	\$243 95	\$217 85 ^t	\$26 10
Security Subtotal				\$3,903.28	\$3,062.64	\$840.64
RUCKUS WIRELESS INC RKUS	4 0000	08/02/13	08/26/14	\$55 49	\$59 42 ^t	(\$3 93)
RUCKUS WIRELESS INC RKUS	4 0000	08/05/13	08/26/14	\$55 49	\$58 89 ^t	(\$3 40)
RUCKUS WIRELESS INC RKUS	37 0000	08/05/13	08/26/14	\$513 29	\$547 61 ^t	(\$34 32)
RUCKUS WIRELESS INC RKUS	1 0000	08/06/13	08/26/14	\$13 87	\$14 70 ^t	(\$0 83)
RUCKUS WIRELESS INC RKUS	4 0000	08/06/13	08/26/14	\$55 49	\$58 83 ^t	(\$3 34)
RUCKUS WIRELESS INC RKUS	5 0000	08/06/13	08/26/14	\$69 36	\$73 85 ^t	(\$4 49)



Schwab One® Account of
LLL FOUNDATION INC

Account Number
7034-3344


Report Period
January 1 - December 31,
2014

2014 Year-End Schwab Gain/Loss Report

Realized Gain or (Loss) (continued)

Accounting Method
Mutual Funds Average
All Other Investments First In First Out [FIFO]

Long-Term (continued)	Quantity/Par	Acquired/ Opened	Sold/ Closed	Total Proceeds	Cost Basis	Realized Gain or (Loss)
RUCKUS WIRELESS INC RKUS	6 0000	08/06/13	08/26/14	\$83 24	\$88 18 ^t	(\$4 94)
RUCKUS WIRELESS INC RKUS	1 0000	08/07/13	08/26/14	\$13 87	\$13 72 ^t	\$0 15
RUCKUS WIRELESS INC RKUS	4 0000	08/07/13	08/26/14	\$55 49	\$57 80 ^t	(\$2 31)
RUCKUS WIRELESS INC RKUS	14 0000	08/07/13	08/26/14	\$194 22	\$194 69 ^t	(\$0 47)
Security Subtotal				\$1,109.81	\$1,167.69	(\$57.88)
S P D R S&P 500 ETF TR EXPIRING 01/22/2118 SPY	100 0000	01/09/13	08/26/14	\$20,079 06	\$14,642 00 ^t	\$5,437 06
S P D R S&P 500 ETF TR EXPIRING 01/22/2118 SPY	400 0000	01/09/13	08/26/14	\$80,314 63	\$58,568 00 ^t	\$21,746 63
S P D R S&P 500 ETF TR EXPIRING 01/22/2118 SPY	60 0000	04/22/13	08/26/14	\$12,047 19	\$9,392 70 ^t	\$2,654 49
Security Subtotal				\$112,440.88	\$82,602.70	\$29,838.18
SALESFORCE COM CRM	29 0000	09/04/12	08/26/14	\$1,709 08	\$1,048 06 ^t	\$661 02
SALESFORCE COM CRM	33 0000	09/04/12	08/26/14	\$1,944 68	\$1,192 62 ^t	\$752 06
Security Subtotal				\$3,653.76	\$2,240.68	\$1,413.08



G000000542832



Schwab One® Account of
LLL FOUNDATION INC

Account Number
7034-3344

Report Period
January 1 - December 31,
2014

2014 Year-End Schwab Gain/Loss Report

Realized Gain or (Loss) (continued)

Accounting Method
Mutual Funds Average
All Other Investments First In First Out [FIFO]

Long-Term (continued)	Quantity/Par	Acquired/ Opened	Sold/ Closed	Total Proceeds	Cost Basis	Realized Gain or (Loss)
SEMPRA ENERGY SRE	30 0000	09/04/12	08/26/14	\$3,101 66	\$1,981 04 ^t	\$1,120 62
SEMPRA ENERGY SRE	8 0000	01/10/13	08/26/14	\$827 11	\$575 68 ^t	\$251 43
SEMPRA ENERGY SRE	19 0000	04/23/13	08/26/14	\$1,964 39	\$1,537 10 ^t	\$427 29
Security Subtotal				\$5,893.16	\$4,093.82	\$1,799.34
SERVICE NOW INC NOW	33 0000	03/27/13	08/26/14	\$1,949 63	\$1,192 28 ^t	\$757 35
SERVICE NOW INC NOW	2 0000	03/28/13	08/26/14	\$118 16	\$72 28 ^t	\$45 88
SERVICE NOW INC NOW	7 0000	05/01/13	08/26/14	\$413 56	\$272 52 ^t	\$141 04
Security Subtotal				\$2,481.35	\$1,537.08	\$944.27
SIT DIVIDEND GROWTH FD CL I SDVGX	305 6570	multiple	08/26/14	\$5,798 31	\$4,571 05 ^t	\$1,227 26
Security Subtotal				\$5,798.31	\$4,571.05	\$1,227.26
SNAP ON INC SNA	15 0000	09/04/12	08/26/14	\$1,887 58	\$1,032 30 ^t	\$855 28
Security Subtotal				\$1,887.58	\$1,032.30	\$855.28
SPLUNK INC SPLK	4 0000	09/04/12	08/26/14	\$181 88	\$139 72 ^t	\$42 16
SPLUNK INC SPLK	3 0000	11/21/12	08/26/14	\$136 41	\$86 59 ^t	\$49 82



Schwab One® Account of
LLL FOUNDATION INC

Account Number
7034-3344

Report Period
January 1 - December 31,
2014

2014 Year-End Schwab Gain/Loss Report

Realized Gain or (Loss) (continued)

Accounting Method
Mutual Funds Average
All Other Investments First In First Out [FIFO]

Long-Term (continued)	Quantity/Par	Acquired/ Opened	Sold/ Closed	Total Proceeds	Cost Basis	Realized Gain or (Loss)
SPLUNK INC SPLK	10 0000	01/10/13	08/26/14	\$454 70	\$295 50 ^t	\$159 20
SPLUNK INC SPLK	3 0000	01/28/13	08/26/14	\$136 41	\$103 57 ^t	\$32 84
Security Subtotal				\$909.40	\$625.38	\$284.02
T ROWE PRICE INST FLOATING RATE F PFFRX	561 2650	08/29/12	09/05/14	\$5,736 13	\$5,680 00 ^t	\$56 13
Security Subtotal				\$5,736.13	\$5,680.00	\$56.13
TABLEAU SOFTWARE INC DATA	16 0000	05/20/13	08/26/14	\$973 92	\$899 46 ^t	\$74 46
Security Subtotal				\$973.92	\$899.46	\$74.46
TD AMERITRADE HOLDING CP AMTD	39 0000	05/29/13	08/26/14	\$1,310 41	\$928 41 ^t	\$382 00
TD AMERITRADE HOLDING CP AMTD	40 0000	05/29/13	08/26/14	\$1,344 01	\$954 19 ^t	\$389 82
TD AMERITRADE HOLDING CP AMTD	9 0000	08/09/13	08/26/14	\$302 40	\$248 20 ^t	\$54 20
Security Subtotal				\$2,956.82	\$2,130.80	\$826.02
TEXAS INSTRUMENTS INC TXN	11 0000	03/08/13	08/26/14	\$522 94	\$386 90 ^t	\$136 04
TEXAS INSTRUMENTS INC TXN	9 0000	03/11/13	08/26/14	\$427 86	\$318 68 ^t	\$109 18
TEXAS INSTRUMENTS INC TXN	11 0000	03/12/13	08/26/14	\$522 94	\$390 97 ^t	\$131 97



G000000542932



Schwab One® Account of
LLL FOUNDATION INC

Account Number
7034-3344

Report Period
January 1 - December 31,
2014

2014 Year-End Schwab Gain/Loss Report

Realized Gain or (Loss) (continued)

Accounting Method
Mutual Funds Average
All Other Investments First In First Out [FIFO]

Long-Term (continued)	Quantity/Par	Acquired/ Opened	Sold/ Closed	Total Proceeds	Cost Basis	Realized Gain or (Loss)
TEXAS INSTRUMENTS INC TXN	20 0000	03/13/13	08/26/14	\$950 80	\$705 46 ^t	\$245 34
TEXAS INSTRUMENTS INC TXN	28 0000	04/23/13	08/26/14	\$1,331 12	\$1,013 04 ^t	\$318 08
Security Subtotal				\$3,755.66	\$2,815.05	\$940.61
THE PRICELINE GROUP PCLN	2 0000	09/04/12	08/26/14	\$2,559 59	\$1,198 54 ^t	\$1,361 05
Security Subtotal				\$2,559.59	\$1,198.54	\$1,361.05
TIME WARNER CABLE TWC	20 0000	09/04/12	08/26/14	\$2,954 75	\$1,768 60 ^t	\$1,186 15
TIME WARNER CABLE TWC	2 0000	04/23/13	08/26/14	\$295 48	\$185 38 ^t	\$110 10
Security Subtotal				\$3,250.23	\$1,953.98	\$1,296.25
TIME WARNER INC NEW TWX	30 0000	09/04/12	08/26/14	\$2,311 03	\$1,189 68 ^t	\$1,121 35
TIME WARNER INC NEW TWX	1 0000	12/19/12	08/26/14	\$77 03	\$45 93 ^t	\$31 10
TIME WARNER INC NEW TWX	5 0000	12/19/12	08/26/14	\$385 17	\$229 50 ^t	\$155 67
TIME WARNER INC NEW TWX	5 0000	12/20/12	08/26/14	\$385 17	\$229 89 ^t	\$155 28
TIME WARNER INC NEW TWX	2 0000	12/21/12	08/26/14	\$154 07	\$91 69 ^t	\$62 38
TIME WARNER INC NEW TWX	7 0000	01/10/13	08/26/14	\$539 24	\$333 54 ^t	\$205 70



Schwab One® Account of
LLL FOUNDATION INC

Account Number
7034-3344

Report Period
January 1 - December 31,
2014

2014 Year-End Schwab Gain/Loss Report

Realized Gain or (Loss) (continued)

Accounting Method
Mutual Funds Average
All Other Investments First In First Out [FIFO]

Long-Term (continued)	Quantity/Par	Acquired/ Opened	Sold/ Closed	Total Proceeds	Cost Basis	Realized Gain or (Loss)
TIME WARNER INC NEW TWX	7 0000	04/23/13	08/26/14	\$539 24	\$406 19 ^t	\$133 05
Security Subtotal				\$4,390.95	\$2,526.42	\$1,864.53
TORTOISE MLP & PIPELINE INST TORIX	181 2180	multiple	08/26/14	\$3,510 19	\$2,266 69 ^t	\$1,243 50
Security Subtotal				\$3,510.19	\$2,266.69	\$1,243.50
TRAVELERS COMPANIES INC TRV	32 0000	09/04/12	08/26/14	\$3,027 94	\$2,064 32 ^t	\$963 62
TRAVELERS COMPANIES INC TRV	7 0000	01/07/13	08/26/14	\$662 36	\$511 26 ^t	\$151 10
TRAVELERS COMPANIES INC TRV	10 0000	01/10/13	08/26/14	\$946 23	\$740 60 ^t	\$205 63
TRAVELERS COMPANIES INC TRV	25 0000	04/23/13	08/26/14	\$2,365 57	\$2,163 75 ^t	\$201 82
Security Subtotal				\$7,002.10	\$5,479.93	\$1,522.17
VALIDUS HOLDINGS LTD F VR	35 0000	09/04/12	08/26/14	\$1,356 96	\$1,180 55 ^t	\$176 41
VALIDUS HOLDINGS LTD F VR	1 0000	01/10/13	08/26/14	\$38 77	\$35 06 ^t	\$3 71
Security Subtotal				\$1,395.73	\$1,215.61	\$180.12
VANGUARD INFLATION PROTECTED SECURITIES FD VIPSX	5,771 0080	multiple	08/26/14	\$78,774 28	\$71,322 81	\$7,451 47
Security Subtotal				\$78,774.28	\$71,322.81	\$7,451.47



G000000543032



Schwab One® Account of
LLL FOUNDATION INC

Account Number
7034-3344

Report Period
January 1 - December 31,
2014

2014 Year-End Schwab Gain/Loss Report

Realized Gain or (Loss) (continued)

Accounting Method
Mutual Funds Average
All Other Investments First In First Out [FIFO]

Long-Term (continued)	Quantity/Par	Acquired/ Opened	Sold/ Closed	Total Proceeds	Cost Basis	Realized Gain or (Loss)
VERIZON COMMUNICATIONS VZ	72 0000	09/04/12	08/26/14	\$3,535 19	\$3,124 89 ^t	\$410 30
VERIZON COMMUNICATIONS VZ	17 0000	01/10/13	08/26/14	\$834 70	\$734 74 ^t	\$99 96
VERIZON COMMUNICATIONS VZ	46 0000	04/23/13	08/26/14	\$2,258 59	\$2,397 98 ^t	(\$139 39)
VERIZON COMMUNICATIONS VZ	8 0000	08/23/13	08/26/14	\$392 80	\$380 75 ^t	\$12 05
Security Subtotal				\$7,021.28	\$6,638.36	\$382.92
WELLS FARGO & CO NEW WFC	6 0000	09/04/12	08/26/14	\$309 98	\$203 37 ^t	\$106 61
WELLS FARGO & CO NEW WFC	93 0000	09/04/12	08/26/14	\$4,804 37	\$3,152 30 ^t	\$1,652 07
WELLS FARGO & CO NEW WFC	23 0000	01/10/13	08/26/14	\$1,188 18	\$803 62 ^t	\$384 56
WELLS FARGO & CO NEW WFC	63 0000	04/23/13	08/26/14	\$3,254 57	\$2,337 93 ^t	\$916 64
WELLS FARGO & CO NEW WFC	11 0000	08/23/13	08/26/14	\$568 25	\$470 01 ^t	\$98 24
Security Subtotal				\$10,125.35	\$6,967.23	\$3,158.12
WILLIAMS COMPANIES WMB	46 0000	09/04/12	08/26/14	\$2,702 49	\$1,487 94 ^t	\$1,214 55
Security Subtotal				\$2,702.49	\$1,487.94	\$1,214.55
WILLIAMS SONOMA WSM	25 0000	09/04/12	08/26/14	\$1,877 24	\$1,024 50 ^t	\$852 74



Schwab One® Account of
LLL FOUNDATION INC

Account Number
7034-3344


Report Period
January 1 - December 31,
2014

2014 Year-End Schwab Gain/Loss Report

Realized Gain or (Loss) (continued)

Accounting Method
Mutual Funds Average
All Other Investments First In First Out [FIFO]

Long-Term (continued)	Quantity/Par	Acquired/ Opened	Sold/ Closed	Total Proceeds	Cost Basis	Realized Gain or (Loss)
WILLIAMS SONOMA WSM	1 0000	12/10/12	08/26/14	\$75 09	\$44 43 ^t	\$30 66
WILLIAMS SONOMA WSM	6 0000	12/10/12	08/26/14	\$450 54	\$266 41 ^t	\$184 13
WILLIAMS SONOMA WSM	2 0000	12/11/12	08/26/14	\$150 18	\$89 33 ^t	\$60 85
WILLIAMS SONOMA WSM	8 0000	12/11/12	08/26/14	\$600 72	\$356 56 ^t	\$244 16
WILLIAMS SONOMA WSM	11 0000	01/10/13	08/26/14	\$825 98	\$503 91 ^t	\$322 07
WILLIAMS SONOMA WSM	4 0000	04/23/13	08/26/14	\$300 35	\$210 33 ^t	\$90 02
Security Subtotal				\$4,280.10	\$2,495.47	\$1,784.63
WORKDAY INC CL A WDAY	1 0000	10/15/12	08/26/14	\$89 21	\$52 29 ^t	\$36 92
WORKDAY INC CL A WDAY	3 0000	10/15/12	08/26/14	\$267 62	\$153 31 ^t	\$114 31
WORKDAY INC CL A WDAY	5 0000	10/15/12	08/26/14	\$446 04	\$251 94 ^t	\$194 10
WORKDAY INC CL A WDAY	1 0000	11/21/12	08/26/14	\$89 21	\$52 07 ^t	\$37 14
WORKDAY INC CL A WDAY	9 0000	11/21/12	08/26/14	\$802 87	\$467 06 ^t	\$335 81
Security Subtotal				\$1,694.95	\$976.67	\$718.28



G000000543132



Schwab One® Account of
LLL FOUNDATION INC

Account Number
7034-3344

Report Period
January 1 - December 31,
2014

2014 Year-End Schwab Gain/Loss Report

Realized Gain or (Loss) (continued)

Accounting Method
Mutual Funds: Average
All Other Investments: First In First Out [FIFO]

Long-Term (continued)	Quantity/Par	Acquired/ Opened	Sold/ Closed	Total Proceeds	Cost Basis	Realized Gain or (Loss)
3M COMPANY MMM	30 0000	09/04/12	08/26/14	\$4,354.44	\$2,737.89 [†]	\$1,616.55
3M COMPANY. MMM	7.0000	01/10/13	08/26/14	\$1,016.04	\$677.53 [†]	\$338.51
3M COMPANY: MMM	19 0000	04/23/13	08/26/14	\$2,757.80	\$2,027.11 [†]	\$730.69
Security Subtotal				\$8,128.28	\$5,442.53	\$2,685.75

ADDITIONAL COST BASIS

Total Realized Gain or (Loss)

\$718,782.86

11,309
584,127

134,656

JPM - 4004

	Proceeds	Cost
Jan	4,563.04	3,960.01
Jan	2,072.96	2,073.08
Apr	5,549.60	4,135.76
May	766.90	803.04
June	4,363.92	3,058.03
July	7,350.85	6,590.08
Aug	198.48	140.79
	<hr/>	<hr/>
Totals	\$ 24,866	\$ 20,761
Net Gain		<u><u>\$ 4,105</u></u>



LLL FOUNDATION INC - OAP FEI ACCT. A79840004
For the Period 1/1/14 to 1/31/14

INFLOWS & OUTFLOWS

Settle Date	Type Selection Method	Description	Quantity Cost	Per Unit Amount	Amount
1/16	Div Domest	OMNICOM GROUP INC @ 0.40 PER SHARE (ID 681919-10-6)	43,000	0.40	17.20
1/21	Fees & Commissions	JPMORGAN CHASE INVESTMENT MANAGEMENT FEE FOR THE PERIOD 10-01-2013 TO 12-31-2013			(686.33)
1/31	Div Domest	EDISON INTERNATIONAL @ 0.355 PER SHARE (ID 281020-10-7)	24,000	0.355	8.52



LLL FOUNDATION INC - OAP FEI ACCT. A79840004
For the Period 1/1/14 to 1/31/14

Trade Date Settle Date	Type Selection Method	Description	Quantity	Per Unit Amount	Proceeds	Tax Cost	Realized Gain/Loss
Settled Sales/Maturities/Redemptions							
1/13	Sale	YUM BRANDS INC @ 73 5195 220 56 BROKERAGE 0 05	(3 000)	73.50	220 50	(206 36)	5 05 L
1/16	High Cost	TAX &/OR SEC 01 CITIGROUP GLOBAL MKTS INC (ID 988498-10-1)					9 09 S
1/14	Sale	YUM BRANDS INC @ 73 9951 295 98 BROKERAGE 0 09	(4 000)	73 97	295.88	(273 29)	11 20 L
1/17	High Cost	TAX &/OR SEC 01 JANNEY MONTGOMERY SCOTT INC (ID 988498-10-1)					11 39 S
1/14	Sale	YUM BRANDS INC @ 73 466 220 40 BROKERAGE 0 07	(3 000)	73 44	220 32	(204 49)	15 83 S
1/17	High Cost	TAX &/OR SEC 01 JANNEY MONTGOMERY SCOTT INC (ID 988498-10-1)					
1/15	Sale	YUM BRANDS INC @ 73 3939 293 58 BROKERAGE 0 09	(4 000)	73 37	293 48	(271 37)	16 53 L
1/21	High Cost	TAX &/OR SEC 01 JANNEY MONTGOMERY SCOTT INC (ID 988498-10-1)					5 58 S
1/15	Sale	CINEMARK HOLDINGS INC @ 31 41 31 41 BROKERAGE	(1 000)	31 38	31 38	(29 42)	1 96 S
1/21	High Cost	0 02 TAX &/OR SEC 01 STATE STREET BROKERAGE SVCS (ID 17243V-10-2)					
1/15	Sale	CINEMARK HOLDINGS INC @ 31 269 500 30 BROKERAGE	(16 000)	31 246	499 93	(470 72)	29 21 S
1/21	High Cost	0 36 TAX &/OR SEC 01 JEFFERIES & COMPANY (ID 17243V-10-2)					
1/15	Sale	CINEMARK HOLDINGS INC @ 31 2881 93 86 BROKERAGE	(3 000)	31.267	93 80	(88 26)	5 54 S
1/21	High Cost	0 05 TAX &/OR SEC 01 BARCLAYS CAPITAL LE (ID 17243V-10-2)					
1/16	Sale	CINEMARK HOLDINGS INC @ 31 3358 125 34	(4 000)	31 31	125 24	(117 68)	7 56 S
1/22	High Cost	BROKERAGE 0 09 TAX &/OR SEC 01 JEFFERIES & COMPANY (ID 17243V-10-2)					
1/23	Sale	SNAP-ON INC @ 103 7931 103 79 BROKERAGE 0 02	(1 000)	103.76	103 76	(68 82)	34 94 L
1/28	High Cost	TAX &/OR SEC 01 DEUTSCHE BANC ALEX BROWN INC (ID 833034-10-1)					



04040730050010006811

J.P.Morgan



LLL FOUNDATION INC - OAP FEI ACCT A79840004
For the Period 1/1/14 to 1/31/14

Trade Date	Type	Description	Quantity	Per Unit Amount	Proceeds	Tax Cost	Realized Gain/Loss
Settle Date	Selection Method						
Settled Sales/Maturities/Redemptions							
1/23	Sale	ARTHUR J GALLAGHER & CO @ 48 4301 96 86	(2 000)	48 41	96 82	(84 64)	12 18 S
1/28	High Cost	BROKERAGE 0 03 TAX &/OR SEC 01 BARCLAYS CAPITAL LE (ID 363576-10-9)					
1/24	Sale	ARTHUR J GALLAGHER & CO @ 47 8147 382 52	(8 000)	47 791	382 33	(338 56)	43 77 S
1/29	High Cost	BROKERAGE 0 18 TAX &/OR SEC 01 MERRILL LYNCH PIERCE FENNER & SMIT (ID 363576-10-9)					
1/24	Sale	SNAP-ON INC @ 101 1258 303 38 BROKERAGE 0 07	(3 000)	101.10	303 30	(206 46)	96 84 L
1/29	High Cost	TAX &/OR SEC 01 MERRILL LYNCH PIERCE FENNER & SMIT (ID 833034-10-1)					
1/27	Sale	ARTHUR J GALLAGHER & CO @ 46 7741 327 42	(7 000)	46 75	327 25	(296 24)	31 01 S
1/30	High Cost	BROKERAGE 0 16 TAX &/OR SEC 01 MERRILL LYNCH PIERCE FENNER & SMIT (ID 363576-10-9)					
1/27	Sale	SNAP-ON INC @ 99 478 298 43 BROKERAGE 0 07 TAX	(3 000)	99 45	298 35	(206 46)	91 89 L
1/30	High Cost	&/OR SEC 01 MERRILL LYNCH PIERCE FENNER & SMIT (ID 833034-10-1)					
1/28	Sale	ARTHUR J GALLAGHER & CO @ 47 2443 188 98	(4 000)	47 22	188 88	(169 28)	19 60 S
1/31	High Cost	BROKERAGE 0 09 TAX &/OR SEC 01 MERRILL LYNCH PIERCE FENNER & SMIT (ID 363576-10-9)					
1/28	Sale	SNAP-ON INC @ 99 7467 199 49 BROKERAGE 0 05 TAX	(2 000)	99.715	199 43	(137.64)	61 79 L
1/31	High Cost	&/OR SEC 01 MERRILL LYNCH PIERCE FENNER & SMIT (ID 833034-10-1)					

<u>Trade Date</u>					Per Unit	
Settle Date	Type	Description		Quantity	Amount	Market Cost
Settled Securities Purchased						
1/28	Purchase	BB & T CORP @ 37 7534 415 29 BROKERAGE 0 25		11 000	37 776	(415 54)
1/31		MERRILL LYNCH PIERCE FENNER & SMIT (ID 054937-10-7)				
Total Settled Securities Purchased						(\$4,990.82)



LLL FOUNDATION INC - OAP FEI ACCT A79840004
For the Period 4/1/14 to 4/30/14

INFLOWS & OUTFLOWS

Settle Date	Type Selection Method	Description	Quantity Cost	Per Unit Amount	Amount
4/17	Fees & Commissions	JPMORGAN CHASE INVESTMENT MANAGEMENT FEE FOR THE PERIOD 01-01-2014 TO 03-31-2014			(692.28)
4/30	Div Domestic	EDISON INTERNATIONAL @ 0.355 PER SHARE (ID 281020-10-7)	24,000	0.355	8.52
4/30	Div Domestic	GAP INC @ 0.22 PER SHARE (ID 361760-10-8)	72,000	0.22	15.84



LLL FOUNDATION INC - OAP FEI ACCT A79840004

For the Period 4/1/14 to 4/30/14

Trade Date	Type				Per Unit			Realized
Settle Date	Selection Method	Description	Quantity	Amount	Proceeds	Tax Cost	Gain/Loss	
Settled Sales/Maturities/Redemptions								
4/23	Sale	YUM BRANDS INC @ 76 3468 1,450 59 BROKERAGE	(19 000)	76 33	1,450 27	(1,258 66)	191 61	L
4/28	High Cost	0 29 TAX &/OR SEC 03 GOLDMAN SACHS & CO (ID 988498-10-1)						
4/23	Sale	YUM BRANDS INC @ 76 6262 76 63 BROKERAGE 0 02	(1 000)	76 60	76 60	(64 43)	12 17	L
4/28	High Cost	TAX &/OR SEC 01 CREDIT SUISSE FIRST BOSTON LLC (ID 988498-10-1)						
4/23	Sale	YUM BRANDS INC @ 76 695 153 39 BROKERAGE 0 03	(2 000)	76 675	153 35	(127 14)	26 21	S
4/28	High Cost	TAX &/OR SEC 01 PENSERRA SECURITIES (ID 988498-10-1)						
4/24	Sale	YUM BRANDS INC @ 76 7718 690 95 BROKERAGE 0 14	(9 000)	76 754	690 79	(572 13)	118 66	L
4/29	High Cost	TAX &/OR SEC 02 MERRILL LYNCH PIERCE FENNER & SMIT (ID 988498-10-1)						
4/24	Sale	YUM BRANDS INC @ 76 3214 228 96 BROKERAGE 0 05	(3 000)	76 30	228 90	(190 71)	38 19	L
4/30	High Cost	TAX &/OR SEC 01 GOLDMAN SACHS & CO (ID 988498-10-1)						



LLL FOUNDATION INC - OAP FEI ACCT A79840004
For the Period 5/1/14 to 5/31/14

TRADE ACTIVITY

Note L indicates Long Term Realized Gain/Loss

Trade Date	Type			Per Unit			Realized
Settle Date	Selection Method	Description	Quantity	Amount	Proceeds	Tax Cost	Gain/Loss
Settled Sales/Maturities/Redemptions							
5/9 5/14	Sale High Cost	VALIDUS HOLDINGS LTD @ 37 1064 74 21 BROKERAGE 0 03 TAX &/OR SEC 01 GOLDMAN SACHS & CO (ID G9319H-10-2)	(2 000)	37 085	74 17	(76 48)	(2 31) L
5/12 5/15	Sale High Cost	VALIDUS HOLDINGS LTD @ 37 0079 111 02 BROKERAGE 0 05 TAX &/OR SEC 01 SJ LEVINSON & SONS LLC (ID G9319H-10-2)	(3 000)	36 987	110 96	(114 72)	(3 76) L
5/13 5/19	Sale High Cost	VALIDUS HOLDINGS LTD @ 36 7633 110 29 BROKERAGE 0 05 TAX &/OR SEC 01 MORGAN STANLEY & CO LLC (ID G9319H-10-2)	(3 000)	36 743	110 23	(114 72)	(4 49) L
5/14 5/19	Sale High Cost	VALIDUS HOLDINGS LTD @ 36 5504 109 65 BROKERAGE 0 05 TAX &/OR SEC 01 MORGAN STANLEY & CO LLC (ID G9319H-10-2)	(3 000)	36 53	109 59	(114 72)	(5 13) L
5/15 5/21	Sale High Cost	VALIDUS HOLDINGS LTD @ 36 2266 144 91 BROKERAGE 0 06 TAX &/OR SEC 01 SJ LEVINSON & SONS LLC (ID G9319H-10-2)	(4 000)	36 21	144 84	(152 96)	(8 12) L
5/16 5/22	Sale High Cost	VALIDUS HOLDINGS LTD @ 36 2021 217 21 BROKERAGE 0 09 TAX &/OR SEC 01 GOLDMAN SACHS & CO (ID G9319H-10-2)	(6 000)	36 185	217 11	(229 44)	(12 33) L

Note L indicates Long Term Realized Gain/Loss

S indicates Short Term Realized Gain/Loss

Trade Date Settle Date	Type Selection Method	Description	Quantity	Per Unit Amount	Proceeds	Tax Cost	Realized Gain/Loss
Settled Sales/Maturities/Redemptions							
6/17 6/20	Sale High Cost	WILLIAMS COMPANIES INC @ 57 9393 2,201 69 BROKERAGE 0 57 TAX &/OR SEC 05 SANFORD C BERNSTEIN & CO INC (SCB (ID 969457-10-0)	(38 000)	57 923	2,201 07	(1,262 05)	939 02 L
6/18 6/23	Sale High Cost	AIR PRODUCTS & CHEMICALS INC @ 129 4325 1,035 46 BROKERAGE 0 12 TAX &/OR SEC 02 SANFORD C BERNSTEIN & CO INC (SCB (ID 009158-10-6)	(8 000)	129 415	1,035 32	(767 59)	267 73 S
6/25 6/25	Cash In Lieu	TIME INC CASH IN LIEU OF FRACTIONAL SHARES (ID 887228-10-4)			2 88		2 88 L
6/23 6/26	Sale High Cost	VALIDUS HOLDINGS LTD @ 36 9475 36 95 BROKERAGE 0 02 TAX &/OR SEC 01 UBS SECURITIES LLC (ID G9319H-10-2)	(1 000)	36 92	36 92	(38 24)	(1 32) L



LLL FOUNDATION INC - OAP FEI ACCT A79840004
For the Period 6/1/14 to 6/30/14

Trade Date Settle Date	Type Selection Method	Description	Quantity	Per Unit Amount	Proceeds	Tax Cost	Realized Gain/Loss
Settled Sales/Maturities/Redemptions							
6/23 6/26	Sale High Cost	CINEMARK HOLDINGS INC @ 33 1367 298 23 BROKERAGE 0 14 TAX &/OR SEC 01 LIQUIDNET INC (ID 17243V-10-2)	(9 000)	33 12	298 08	(264 78)	33 30 L
6/23 6/26	Sale High Cost	CINEMARK HOLDINGS INC @ 33 105 66 21 BROKERAGE 0 03 TAX &/OR SEC 01 ACADEMY SECURITIES, INC (ID 17243V-10-2)	(2 000)	33 085	66 17	(58 84)	7 33 L
6/23 6/26	Sale High Cost	CINEMARK HOLDINGS INC @ 33 24 33 24 BROKERAGE 0 02 TAX &/OR SEC 01 STATE STREET BROKERAGE SVCS (ID 17243V-10-2)	(1 000)	33 21	33 21	(29 42)	3 79 L
6/23 6/26	Sale High Cost	VALIDUS HOLDINGS LTD @ 37 08 37 08 BROKERAGE 0 02 TAX &/OR SEC 01 MACQUARIE SECURITIES (USA) INC (ID G9319H-10-2)	(1 000)	37 05	37 05	(38 24)	(1 19) L
6/24 6/27	Sale High Cost	CINEMARK HOLDINGS INC @ 33 4448 133 78 BROKERAGE 0 06 TAX &/OR SEC 01 BLOOMBERG TRADEBOOK LLC (ID 17243V-10-2)	(4 000)	33 428	133 71	(111 59)	22 12 L
6/24 6/27	Sale High Cost	VALIDUS HOLDINGS LTD @ 37 4956 37 50 BROKERAGE 0 02 TAX &/OR SEC 01 CITIGROUP GLOBAL MKTS INC (ID G9319H-10-2)	(1 000)	37 47	37 47	(38 24)	(0 77) L
6/24 6/27	Sale High Cost	VALIDUS HOLDINGS LTD @ 37 4982 187 49 BROKERAGE 0 08 TAX &/OR SEC 01 UBS SECURITIES LLC (ID G9319H-10-2)	(5 000)	37 48	187 40	(176 24)	11 16 L
6/24 6/27	Sale High Cost	VALIDUS HOLDINGS LTD @ 37 3189 74 64 BROKERAGE 0 05 TAX &/OR SEC 01 MACQUARIE SECURITIES (USA) INC (ID G9319H-10-2)	(2 000)	37 29	74 58	(70 12)	4 46 L
6/24 6/27	Sale High Cost	VALIDUS HOLDINGS LTD @ 37 4455 149 78 BROKERAGE 0 09 TAX &/OR SEC 01 FRIEDMAN BILLINGS & RAMSEY (ID G9319H-10-2)	(4 000)	37 42	149 68	(140 23)	9 45 L



LLL FOUNDATION INC - OAP FEI ACCT A79840004
For the Period 6/1/14 to 6/30/14

<u>Trade Date</u>	<u>Type</u>	<u>Description</u>	<u>Quantity</u>	<u>Per Unit Amount</u>	<u>Proceeds</u>	<u>Tax Cost</u>	<u>Realized Gain/Loss</u>
<u>Settle Date</u>	<u>Selection Method</u>						
Settled Sales/Maturities/Redemptions							
6/23	Sale	CINEMARK HOLDINGS INC @ 33 23 33 23 BROKERAGE	(1 000)	33 20	33 20	(27 39)	5 81 L
6/30	High Cost	0 02 TAX &/OR SEC 01 MORGAN STANLEY & CO LLC (ID 17243V-10-2)					
6/24	Sale	VALIDUS HOLDINGS LTD @ 37 2122 37 21 BROKERAGE	(1 000)	37 18	37 18	(35 06)	2 12 L
6/30	High Cost	0 02 TAX &/OR SEC 01 MORGAN STANLEY & CO LLC (ID G9319H-10-2)					



LLL FOUNDATION INC - OAP FEI ACCT A79840004
For the Period 7/1/14 to 7/31/14

INFLOWS & OUTFLOWS

Settle Date	Type <u>Selection Method</u>	Description	<u>Quantity</u> Cost	Per Unit Amount	Amount
7/15	Div Domestic	US BANCORP DEL @ 0.245 PER SHARE (ID 902973-30-4)	47,000	0.245	11.52
7/15	Div Domestic	SEMPRA ENERGY @ 0.66 PER SHARE (ID 816851-10-9)	57,000	0.66	37.62



LLL FOUNDATION INC - OAP FEI ACCT A79840004
For the Period 7/1/14 to 7/31/14

Trade Date Settle Date	Type Selection Method	Description	Quantity	Per Unit Amount	Proceeds	Tax Cost	Realized Gain/Loss
Settled Sales/Maturities/Redemptions							
7/2 7/8	Sale High Cost	MARATHON PETROLEUM CORPORATION @ 79 3208 79 32 BROKERAGE 0 02 TAX &/OR SEC 01 GOLDMAN SACHS & CO (ID 56585A-10-2)	(1 000)	79 29	79 29	(85 61)	(6 32) S
7/2 7/8	Sale High Cost	MARATHON PETROLEUM CORPORATION @ 79 7752 159 55 BROKERAGE 0 03 TAX &/OR SEC 01 UBS SECURITIES LLC (ID 56585A-10-2)	(2 000)	79 755	159 51	(171 22)	(11 71) S
7/2 7/8	Sale High Cost	MARATHON PETROLEUM CORPORATION @ 79 7462 79 75 BROKERAGE 0 02 TAX &/OR SEC 01 STATE STREET BROKERAGE SVCS (ID 56585A-10-2)	(1 000)	79 72	79 72	(85 61)	(5 89) S
7/2 7/9	Sale High Cost	MARATHON PETROLEUM CORPORATION @ 79 8708 79 87 BROKERAGE 0 02 TAX &/OR SEC 01 SJ LEVINSON & SONS LLC (ID 56585A-10-2)	(1 000)	79 84	79 84	(85 61)	(5 77) S
7/7 7/10	Sale High Cost	CINEMARK HOLDINGS INC @ 34 82 34 82 BROKERAGE 0 02 TAX &/OR SEC 01 JEFFERIES & COMPANY (ID 17243V-10-2)	(1 000)	34 79	34 79	(27 39)	7 40 L
7/7 7/10	Sale High Cost	CINEMARK HOLDINGS INC @ 34 7554 139 02 BROKERAGE 0 06 TAX &/OR SEC 01 MERRILL LYNCH PIERCE FENNER & SMIT (ID 17243V-10-2)	(4 000)	34 738	138 95	(109 56)	29 39 L
7/7 7/10	Sale High Cost	CINEMARK HOLDINGS INC @ 34 7607 69 52 BROKERAGE 0 03 TAX &/OR SEC 01 LIQUIDNET INC (ID 17243V-10-2)	(2 000)	34 74	69 48	(54 78)	14 70 L
7/8 7/11	Sale High Cost	CINEMARK HOLDINGS INC @ 34 0795 238 56 BROKERAGE 0 11 TAX &/OR SEC 01 SANFORD C BERNSTEIN & CO INC (SCB (ID 17243V-10-2)	(7 000)	34 063	238 44	(179 95)	58 49 L
7/9 7/14	Sale High Cost	CINEMARK HOLDINGS INC @ 34 039 68 08 BROKERAGE 0 03 TAX &/OR SEC 01 SANFORD C BERNSTEIN & CO INC (SCB (ID 17243V-10-2)	(2 000)	34 02	68 04	(46 93)	21 11 L



LLL FOUNDATION INC - OAP FEI ACCT A79840004
For the Period 7/1/14 to 7/31/14

Trade Date Settle Date	Type Selection Method	Description	Quantity	Per Unit Amount	Proceeds	Tax Cost	Realized Gain/Loss
Settled Sales/Maturities/Redemptions							
7/10 7/15	Sale High Cost	PHILIP MORRIS INTERNATIONAL @ 84 9478 1,274 22 BROKERAGE 0 34 TAX &/OR SEC 03 CREDIT SUISSE FIRST BOSTON LLC (ID 718172-10-9)	(15 000)	84 923	1,273 85	(1,426 67)	(152 82) L
7/11 7/16	Sale High Cost	PHILIP MORRIS INTERNATIONAL @ 85 2075 1,618 94 BROKERAGE 0 43 TAX &/OR SEC 04 CREDIT SUISSE FIRST BOSTON LLC (ID 718172-10-9)	(19 000)	85 183	1,618 47	(1,764 89)	(146 42) L
7/11 7/16	Sale High Cost	PHILIP MORRIS INTERNATIONAL @ 85 10 85 10 BROKERAGE 0 02 TAX &/OR SEC 01 INVESTMENT TECHNOLOGY GROUP (ITG) (ID 718172-10-9)	(1 000)	85 07	85 07	(89 27)	(4 20) L
7/14 7/17	Sale High Cost	TIME INC @ 25 251 176 76 BROKERAGE 0 11 TAX &/OR SEC 01 RBC CAPITAL MARKETS CORPORATION (ID 887228-10-4)	(7 000)	25 234	176 64	(106 65)	69 99 L
7/23 7/28	Sale High Cost	AIR PRODUCTS & CHEMICALS INC @ 135 772 543 09 BROKERAGE 0 06 TAX &/OR SEC 01 UBS SECURITIES LLC (ID 009158-10-6)	(4 000)	135 755	543 02	(377 12)	165 90 L
7/23 7/28	Sale High Cost	AIR PRODUCTS & CHEMICALS INC @ 135 58 271 16 BROKERAGE 0 03 TAX &/OR SEC 01 LIQUIDNET INC (ID 009158-10-6)	(2 000)	135 56	271 12	(188 56)	82 56 L
7/23 7/28	Sale High Cost	AIR PRODUCTS & CHEMICALS INC @ 135 485 948 40 BROKERAGE 0 11 TAX &/OR SEC 02 IVY SECURITIES, INC (ID 009158-10-6)	(7 000)	135 467	948 27	(659 96)	288 31 L
7/23 7/28	Sale High Cost	AIR PRODUCTS & CHEMICALS INC @ 135 5994 271 20 BROKERAGE 0 03 TAX &/OR SEC 01 BLOOMBERG TRADEBOOK LLC (ID 009158-10-6)	(2 000)	135 58	271 16	(188 56)	82 60 L
7/23 7/29	Sale High Cost	CINEMARK HOLDINGS INC @ 33 1859 66 37 BROKERAGE 0 03 TAX &/OR SEC 01 BLOOMBERG TRADEBOOK LLC (ID 17243V-10-2)	(2 000)	33 165	66 33	(46 93)	19 40 L



LLL FOUNDATION INC - OAP FEI ACCT. A79840004

For the Period 7/1/14 to 7/31/14

<u>Trade Date</u> <u>Settle Date</u>	<u>Type</u> <u>Selection Method</u>	<u>Description</u>	<u>Quantity</u>	<u>Per Unit</u> <u>Amount</u>	<u>Proceeds</u>	<u>Tax Cost</u>	<u>Realized</u> <u>Gain/Loss</u>
Settled Sales/Maturities/Redemptions							
7/24 7/29	Sale High Cost	SNAP-ON INC @ 123 4261 123 43 BROKERAGE 0 02 TAX &/OR SEC 01 SJ LEVINSON & SONS LLC (ID 833034-10-1)	(1 000)	123 40	123 40	(68 82)	54 58 L
7/23 7/30	Sale High Cost	SNAP-ON INC @ 123 2244 369 67 BROKERAGE 0 05 TAX &/OR SEC 01 MORGAN STANLEY & CO LLC (ID 833034-10-1)	(3 000)	123 203	369 61	(206 46)	163 15 L
7/25 7/30	Sale High Cost	CINEMARK HOLDINGS INC @ 32 832 98 50 BROKERAGE 0 07 TAX &/OR SEC 01 JEFFERIES & COMPANY (ID 17243V-10-2)	(3 000)	32 807	98 42	(70 40)	28 02 L
7/24 7/31	Sale High Cost	CINEMARK HOLDINGS INC @ 33 1901 33 19 BROKERAGE 0 02 TAX &/OR SEC 01 MORGAN STANLEY & CO LLC (ID 17243V-10-2)	(1 000)	33 16	33 16	(23 46)	9 70 L
7/28 7/31	Sale High Cost	CINEMARK HOLDINGS INC @ 32 9374 131 75 BROKERAGE 0 06 TAX &/OR SEC 01 BLOOMBERG TRADEBOOK LLC (ID 17243V-10-2)	(4 000)	32 92	131 68	(93 86)	37 82 L



LLL FOUNDATION INC - OAP FEI ACCT A79840004
For the Period 8/1/14 to 8/31/14

TRADE ACTIVITY

Note L indicates Long Term Realized Gain/Loss

* Settled transaction was initiated in prior statement period and settled in current statement period

<u>Trade Date</u>	<u>Type</u>							
<u>Settle Date</u>	<u>Selection Method</u>	<u>Description</u>	<u>Quantity</u>	<u>Per Unit Amount</u>	<u>Proceeds</u>	<u>Tax Cost</u>	<u>Realized Gain/Loss</u>	
Settled Sales/Maturities/Redemptions								
7/29	Sale	CINEMARK HOLDINGS INC @ 33 1634 66 33 BROKERAGE	(2 000)	33 145	66 29	(46 93)	19 36	L *
8/1	High Cost	0 03 TAX &/OR SEC 01 RBC CAPITAL MARKETS CORPORATION (ID 17243V-10-2)						
7/29	Sale	CINEMARK HOLDINGS INC @ 33 08 99 24 BROKERAGE	(3 000)	33 06	99 18	(70 40)	28 78	L *
8/1	High Cost	0 05 TAX &/OR SEC 01 IVY SECURITIES, INC (ID 17243V-10-2)						

JPM - 3008

	Proceeds	Cost
Jan	4,235.33	3,601.17
Feb	15,366.75	11,260.99
Mar	2,792.30	1,962.80
Apr	13,841.79	15,275.38
May	3,415.28	2,943.47
June	13,239.19	10,709.95
July	6,184.85	5,301.42
Aug	4,136.20	4,025.51
	<hr/>	
Totals	\$ 63,212	\$ 55,081
Net Gain		<u><u>\$ 8,131</u></u>



LLL FOUNDATION INC - OAP USTL ACCT A79843008
For the Period 1/1/14 to 1/31/14

TRADE ACTIVITY

Note L indicates Long Term Realized Gain/Loss S indicates Short Term Realized Gain/Loss

Trade Date Settle Date	Type Selection Method	Description	Quantity	Per Unit Amount	Proceeds	Tax Cost	Realized Gain/Loss
Settled Sales/Maturities/Redemptions							
1/3 1/8	Sale High Cost	LINKEDIN CORP - A @ 208 3762 833 50 BROKERAGE 0 06 TAX &/OR SEC 01 SANFORD C BERNSTEIN & CO INC (SCB (ID 53578A-10-8)	(4 000)	208 358	833 43	(429 32)	404 11 L
1/14 1/17	Sale High Cost	NXP SEMICONDUCTORS NV @ 44 1355 176 54 BROKERAGE 0 06 TAX &/OR SEC 01 ABEL NOSER CORP (ID N6596X-10-9)	(4 000)	44 118	176 47	(170 33)	6 14 S
1/14 1/17	Sale High Cost	AVAGO TECHNOLOGIES LTD @ 55 2363 110 47 BROKERAGE 0 03 TAX &/OR SEC 01 ABEL NOSER CORP (ID Y0486S-10-4)	(2 000)	55 215	110 43	(70 90)	39 53 L
1/14 1/17	Sale High Cost	E M C CORP MASS @ 25 4039 127 02 BROKERAGE 0 08 TAX &/OR SEC .01 ABEL NOSER CORP (ID 268648-10-2)	(5 000)	25 386	126 93	(132 03)	(5 10) S
1/14 1/17	Sale High Cost	PALO ALTO NETWORKS INC @ 60 0116 120 02 BROKERAGE 0 03 TAX &/OR SEC 01 ABEL NOSER CORP (ID 697435-10-5)	(2 000)	59 99	119 98	(129 99)	(10 01) L
1/14 1/17	Sale High Cost	TD AMERITRADE HOLDING CORPORATION @ 30 96 123 84 BROKERAGE 0 06 TAX &/OR SEC 01 ABEL NOSER CORP (ID 87236Y-10-8)	(4 000)	30 943	123 77	(110 31)	13 46 S
1/14 1/17	Sale High Cost	TEXAS INSTRUMENTS INC @ 43 3016 86 60 BROKERAGE 0 03 TAX &/OR SEC 01 ABEL NOSER CORP (ID 882508-10-4)	(2,000)	43 28	86 56	(79 81)	6.75 S
1/14 1/17	Sale High Cost	3D SYSTEMS CORP DEL @ 89 4332 89 43 BROKERAGE 0 02 TAX &/OR SEC 01 ABEL NOSER CORP (ID 88554D-20-5)	(1 000)	89 40	89 40	(86.56)	2 84 S
1/14 1/17	Sale High Cost	TWITTER INC @ 58 7253 117 45 BROKERAGE 0 03 TAX &/OR SEC 01 ABEL NOSER CORP (ID 90184L-10-2)	(2 000)	58 705	117 41	(112 66)	4 75 S



LLL FOUNDATION INC - OAP USSTL ACCT. A79843008
For the Period 1/1/14 to 1/31/14

Trade Date	Type	Description	Quantity	Per Unit Amount	Proceeds	Tax Cost	Realized Gain/Loss
Settle Date	Selection Method						
Settled Sales/Maturities/Redemptions							
1/14	Sale	WORKDAY INC-CLASS A @ 89 0399 89 04 BROKERAGE	(1 000)	89 01	89 01	(82 45)	6 56 S
1/17	High Cost	0 02 TAX &/OR SEC 01 ABEL NOSER CORP (ID 98138H-10-1)					
1/14	Sale	ASML HOLDING N V @ 91 1755 91 18 BROKERAGE	(1 000)	91 15	91 15	(73 45)	17 70 L
1/17	High Cost	0 02 TAX &/OR SEC 01 SANFORD C BERNSTEIN & CO INC (SCB (ID N07059-21-0)					
1/14	Sale	ADOBE SYSTEMS INC @ 59 9545 119 91 BROKERAGE	(2 000)	59 935	119 87	(110 77)	9 10 S
1/17	High Cost	0 03 TAX &/OR SEC 01 SANFORD C BERNSTEIN & CO INC (SCB (ID 00724F-10-1)					
1/14	Sale	PRICELINE COM INC @ 1156 8359 1,156 84	(1 000)	1,156 80	1,156 80	(1,105 88)	50 92 S
1/17	High Cost	BROKERAGE 0 02 TAX &/OR SEC 02 SANFORD C BERNSTEIN & CO.INC (SCB (ID 741503-40-3)					
1/14	Sale	XILINX CORP @ 45 9518 183.81 BROKERAGE 0 06 TAX	(4 000)	45 935	183 74	(143 52)	40.22 L
1/17	High Cost	&/OR SEC 01 SANFORD C BERNSTEIN & CO INC (SCB (ID 983919-10-1)					
1/14	Sale	ELECTRONIC ARTS @ 22 3126 156 19 BROKERAGE 0 11	(7 000)	22 296	156 07	(179 99)	(23.92) S
1/17	High Cost	TAX &/OR SEC 01 MORGAN STANLEY & CO LLC (ID 285512-10-9)					
1/14	Sale	GIGAMON INC @ 29 0152 87 05 BROKERAGE 0.05 TAX	(3 000)	28 997	86 99	(100 99)	(14.00) S
1/17	High Cost	&/OR SEC .01 MORGAN STANLEY & CO LLC (ID 37518B-10-2)					
1/24	Sale	APPLIED MATERIALS INC @ 17 24 86 20 BROKERAGE	(5 000)	17 222	86 11	(88 80)	(2.69) S
1/29	High Cost	0 08 TAX &/OR SEC 01 CITIGROUP GLOBAL MKTS INC (ID 038222-10-5)					
1/24	Sale	ARM HOLDINGS PLC SPONS ADR @ 48 40 96 80	(2 000)	48.38	96 76	(86 45)	10 31 S
1/29	High Cost	BROKERAGE 0 03 TAX &/OR SEC .01 CITIGROUP GLOBAL MKTS INC (ID. 042068-10-6)					

J.P.Morgan



04040730050010006831



LLL FOUNDATION INC - OAP USTL ACCT. A79843008

For the Period 1/1/14 to 1/31/14

<u>Trade Date</u>	<u>Type</u>	<u>Description</u>	<u>Quantity</u>	<u>Per Unit Amount</u>	<u>Proceeds</u>	<u>Tax Cost</u>	<u>Realized Gain/Loss</u>
<u>Settle Date</u>	<u>Selection Method</u>						
Settled Sales/Maturities/Redemptions							
1/24	Sale	GUIDEWIRE SOFTWARE INC @ 48 48 96 96 BROKERAGE	(2.000)	48 46	96 92	(62 17)	34 75 L
1/29	High Cost	0 03 TAX &/OR SEC 01 CITIGROUP GLOBAL MKTS INC (ID 40171V-10-0)					
1/24	Sale	SPLUNK INC @ 80 55 161 10 BROKERAGE 0 03 TAX	(2 000)	80 53	161 06	(141 47)	19 59 S
1/29	High Cost	&/OR SEC 01 CITIGROUP GLOBAL MKTS INC (ID 848637-10-4)					
1/24	Sale	KLA-TENCOR CORP @ 63 2526 126 51 BROKERAGE 0 03	(2 000)	63 235	126 47	(103 32)	23 15 L
1/29	High Cost	TAX &/OR SEC 01 INVESTMENT TECHNOLOGY GROUP (ITG) (ID 482480-10-0)					
Total Settled Sales/Maturities/Redemptions					\$1,235.32	(\$2,601.17)	\$510.45



LLL FOUNDATION INC - OAP USTL ACCT A79843008
For the Period 2/1/14 to 2/28/14

TRADE ACTIVITY

Note L indicates Long Term Realized Gain/Loss S indicates Short Term Realized Gain/Loss

* Settled transaction was initiated in prior statement period and settled in current statement period

Trade Date Settle Date	Type Selection Method	Description	Quantity	Per Unit Amount	Proceeds	Tax Cost	Realized Gain/Loss
Settled Sales/Maturities/Redemptions							
1/29 2/3	Sale High Cost	LINKEDIN CORP - A @ 206 4567 206 46 BROKERAGE 0 02 TAX &/OR SEC 01 SANFORD C BERNSTEIN & CO INC (SCB (ID 53578A-10-8)	(1 000)	206 43	206 43	(107 33)	99 10 L*
1/29 2/3	Sale High Cost	COMMVault SYSTEMS INC @ 68 7668 275 07 BROKERAGE 0 06 TAX &/OR SEC 01 DEUTSCHE BANC ALEX BROWN INC (ID 204166-10-2)	(4 000)	68 75	275 00	(231 67)	50 04 L* (6 71) S
1/29 2/3	Sale High Cost	ARM HOLDINGS PLC SPONS ADR @ 46 5917 465 92 BROKERAGE 0 15 TAX &/OR SEC 01 GOLDMAN SACHS & CO (ID 042068-10-6)	(10 000)	46 576	465 76	(418 00)	47 76 L*
1/29 2/3	Sale High Cost	DEALERTRACK TECHNOLOGY @ 45 3026 90 61 BROKERAGE 0 03 TAX &/OR SEC 01 GOLDMAN SACHS & CO (ID 242309-10-2)	(2 000)	45 285	90 57	(80 62)	9 95 S*
1/29 2/3	Sale High Cost	INFINERA CORP @ 7 0185 421 11 BROKERAGE 0 90 TAX &/OR SEC 01 MERRILL LYNCH PIERCE FENNER & SMIT (ID 45667G-10-3)	(60 000)	7 003	420 20	(678 26)	(258 06) S*
1/29 2/3	Sale High Cost	MASTERCARD INC - CLASS A @ 78 1506 78 15 BROKERAGE 0 02 TAX &/OR SEC 01 CITIGROUP GLOBAL MKTS INC (ID 57636Q-10-4)	(1 000)	78 12	78 12	(52 54)	25 58 L*
1/29 2/3	Sale High Cost	SKYWORKS SOLUTIONS INC @ 30 0508 150 25 BROKERAGE 0 08 TAX &/OR SEC 01 CITIGROUP GLOBAL MKTS INC (ID 83088M-10-2)	(5 000)	30 032	150.16	(130 07)	20 09 S*
1/29 2/3	Sale High Cost	3D SYSTEMS CORP DEL @ 79 0953 237 29 BROKERAGE 0 05 TAX &/OR SEC 01 CITIGROUP GLOBAL MKTS INC (ID 88554D-20-5)	(3 000)	79 077	237 23	(259 69)	(22 46) S*



LLL FOUNDATION INC - OAP USTL ACCT A79843008
For the Period 2/1/14 to 2/28/14

Trade Date Settle Date	Type Selection Method	Description	Quantity	Per Unit Amount	Proceeds	Tax Cost	Realized Gain/Loss
Settled Sales/Maturities/Redemptions							
1/29 2/3	Sale High Cost	TWITTER INC @ 60 1879 421 32 BROKERAGE 0 11 TAX &/OR SEC 01 CITIGROUP GLOBAL MKTS INC (ID 90184L-10-2)	(7 000)	60 171	421 20	(394 33)	26 87 S*
1/29 2/3	Sale High Cost	INFINERA CORP @ 7 035 21 11 BROKERAGE 0 05 TAX &/OR SEC 01 PERSHING & COMPANY (ID 45667G-10-3)	(3 000)	7 017	21 05	(33 26)	(12 21) S*
1/29 2/3	Sale High Cost	AVAGO TECHNOLOGIES LTD @ 54 4093 598 50 BROKERAGE 0 17 TAX &/OR SEC 01 DEUTSCHE BANC ALEX BROWN INC (ID Y0486S-10-4)	(11 000)	54 393	598 32	(389 94)	208 38 L*
1/29 2/3	Sale High Cost	FIREEYE INC @ 69 1861 622 67 BROKERAGE 0 14 TAX &/OR SEC 01 DEUTSCHE BANC ALEX BROWN INC (ID 31816Q-10-1)	(9 000)	69 169	622 52	(374 67)	247 85 S*
1/29 2/3	Sale High Cost	GIGAMON INC @ 28 3389 113 36 BROKERAGE 0 06 TAX &/OR SEC 01 DEUTSCHE BANC ALEX BROWN INC (ID 37518B-10-2)	(4 000)	28 323	113 29	(134 66)	(21 37) S*
1/30 2/4	Sale High Cost	GIGAMON INC @ 28 214 112 86 BROKERAGE 0 06 TAX &/OR SEC 01 GOLDMAN SACHS & CO (ID 37518B-10-2)	(4 000)	28 198	112 79	(134 66)	(21 87) S*
1/30 2/4	Sale High Cost	INFINERA CORP @ 8 5118 391 54 BROKERAGE 0 69 TAX &/OR SEC 01 MORGAN STANLEY & CO LLC (ID 45667G-10-3)	(46 000)	8 497	390 84	(495 58)	(104 74) S*
2/6 2/11	Sale High Cost	TWITTER INC @ 53 5347 107 07 BROKERAGE 0 03 TAX &/OR SEC 01 GOLDMAN SACHS & CO (ID 90184L-10-2)	(2 000)	53 515	107 03	(112.66)	(5 63) S
2/6 2/11	Sale High Cost	TABLEAU SOFTWARE INC-CL A @ 88 5184 619 63 BROKERAGE 0 11 TAX &/OR SEC .01 DEUTSCHE BANC ALEX BROWN INC (ID 87336U-10-5)	(7 000)	88 501	619 51	(393 52)	225 99 S



LLL FOUNDATION INC - OAP USTL ACCT A79843008
For the Period 2/1/14 to 2/28/14

Trade Date Settle Date	Type Selection Method	Description	Quantity	Per Unit Amount	Proceeds	Tax Cost	Realized Gain/Loss
Settled Sales/Maturities/Redemptions							
2/6 2/11	Sale High Cost	FIREEYE INC @ 66 2034 331 02 BROKERAGE 0 08 TAX &/OR SEC 01 BLOOMBERG TRADEBOOK LLC (ID: 31816Q-10-1)	(5 000)	66 186	330 93	(207 63)	123 30 S
2/7 2/12	Sale High Cost	TEXAS INSTRUMENTS INC @ 41 6183 2,871 66 BROKERAGE 1 04 TAX &/OR SEC 05 CITIGROUP GLOBAL MKTS INC (ID 882508-10-4)	(69 000)	41 602	2,870 57	(2,068 13)	788 88 L 13 56 S
2/11 2/14	Sale High Cost	FIREEYE INC @ 77 1554 540 09 BROKERAGE 0 11 TAX &/OR SEC 01 MORGAN STANLEY & CO LLC (ID 31816Q-10-1)	(7 000)	77 139	539 97	(287 70)	252 27 S
2/11 2/14	Sale High Cost	YELP INC @ 89 5757 268 73 BROKERAGE 0 05 TAX &/OR SEC 01 CITIGROUP GLOBAL MKTS INC (ID 985817-10-5)	(3 000)	89 557	268 67	(193 76)	74.91 S
2/14 2/20	Sale High Cost	AVAGO TECHNOLOGIES LTD @ 58 1138 290 57 BROKERAGE 0 08 TAX &/OR SEC 01 SANFORD C BERNSTEIN & CO INC (SCB (ID Y0486S-10-4)	(5 000)	58 096	290 48	(177 25)	113 23 L
2/14 2/20	Sale High Cost	TWITTER INC @ 57 1615 114 32 BROKERAGE 0 03 TAX &/OR SEC 01 SANFORD C BERNSTEIN & CO.INC (SCB (ID 90184L-10-2)	(2 000)	57 14	114 28	(112 66)	1 62 S
2/14 2/20	Sale High Cost	IMPERVA INC @ 57 9801 347 88 BROKERAGE 0 09 TAX &/OR SEC 01 GOLDMAN SACHS & CO (ID 45321L-10-0)	(6 000)	57 963	347 78	(210.73)	102 41 L 34 64 S
2/14 2/20	Sale High Cost	ASML HOLDING N V @ 88 8712 2,044 04 BROKERAGE 0 35 TAX &/OR SEC 04 SJ LEVINSON & SONS LLC (ID N07059-21-0)	(23 000)	88 854	2,043 65	(1,591 70)	451 95 L
2/14 2/20	Sale High Cost	LINKEDIN CORP - A @ 187 9199 1,691 28 BROKERAGE 0 20 TAX &/OR SEC 03 MORGAN STANLEY & CO LLC (ID 53578A-10-8)	(9 000)	187 894	1,691 05	(965 31)	725 74 L



LLL FOUNDATION INC - OAP USSTL ACCT A79843008

For the Period 2/1/14 to 2/28/14

<u>Trade Date</u>	<u>Type</u>	<u>Description</u>	<u>Quantity</u>	<u>Per Unit Amount</u>	<u>Proceeds</u>	<u>Tax Cost</u>	<u>Realized Gain/Loss</u>
<u>Settle Date</u>	<u>Selection Method</u>						
Settled Sales/Maturities/Redemptions							
2/19	Sale	HOMEAWAY INC @ 42 8448 514 14 BROKERAGE 0 18	(12 000)	42 829	513 95	(251 49)	262 46 L
2/24	High Cost	TAX &/OR SEC 01 CITIGROUP GLOBAL MKTS INC (ID 43739Q-10-0)					
2/20	Sale	PRICELINE COM INC @ 1278 8899 1,278 89	(1 000)	1,278 85	1,278 85	(638 35)	640 50 L
2/25	High Cost	BROKERAGE 0 02 TAX &/OR SEC 02 GOLDMAN SACHS & CO (ID 741503-40-3)					
2/20	Sale	ARUBA NETWORKS INC @ 20 9533 146 67 BROKERAGE	(7 000)	20 936	146 55	(134 82)	11 73 L
2/25	High Cost	0 11 TAX &/OR SEC 01 CREDIT SUISSE FIRST BOSTON LLC (ID 043176-10-6)					
Total Settled Sales/Maturities/Redemptions					\$15,366.75	(\$11,260.99)	\$3,527.76 L \$578.00 S



LLL FOUNDATION INC - OAP USTL ACCT A79843008
For the Period 3/1/14 to 3/31/14

TRADE ACTIVITY

Note L indicates Long Term Realized Gain/Loss S indicates Short Term Realized Gain/Loss
* Settled transaction was initiated in prior statement period and settled in current statement period

Trade Date	Type	Description	Quantity	Per Unit Amount	Proceeds	Tax Cost	Realized Gain/Loss
Settle Date	Selection Method						
Settled Sales/Maturities/Redemptions							
2/27	Sale	FIREEYE INC @ 85 756 1,372 10	(16 000)	85 74	1,371 84	(646 86)	724 98 S*
3/4	High Cost	TAX &/OR SEC 02 CITIGROUP GLOBAL MKTS INC (ID 31816Q-10-1)					
2/28	Sale	PALO ALTO NETWORKS INC @ 72 2785 361 39	(5 000)	72 26	361 30	(335 07)	26 17 L*
3/5	High Cost	BROKERAGE 0 08 TAX &/OR SEC 01 CITIGROUP GLOBAL MKTS INC (ID 697435-10-5)					0 06 S
3/14	Sale	DEALERTRACK TECHNOLOGY @ 52 9847 211 94	(4 000)	52 968	211 87	(147 81)	49 99 L
3/19	High Cost	BROKERAGE 0 06 TAX &/OR SEC 01 MERRILL LYNCH PIERCE FENNER & SMIT (ID 242309-10-2)					14 07 S
3/14	Sale	GIGAMON INC @ 34 0491 272 39	(8 000)	34 033	272 26	(269 32)	2 94 S
3/19	High Cost	&/OR SEC 01 CREDIT SUISSE FIRST BOSTON LLC (ID 37518B-10-2)					
3/17	Sale	GIGAMON INC @ 34 3184 34 32	(1 000)	34 29	34 29	(33 66)	0 63 S
3/20	High Cost	&/OR SEC 01 CITIGROUP GLOBAL MKTS INC (ID 37518B-10-2)					
3/20	Sale	INFOBLOX INC @ 21 8596 109 30	(5 000)	21 842	109 21	(110 15)	(0 94) L
3/25	High Cost	TAX &/OR SEC 01 KNIGHT EQUITY MARKETS L P (ID 45672H-10-4)					
3/21	Sale	INFOBLOX INC @ 21 3913 42 78	(2 000)	21 37	42 74	(44 06)	(1 32) L
3/26	High Cost	&/OR SEC 01 UBS SECURITIES LLC (ID 45672H-10-4)					
3/21	Sale	INFOBLOX INC @ 21 0097 84 04	(4 000)	20 993	83 97	(88 12)	(4 15) L
3/26	High Cost	&/OR SEC 01 KNIGHT EQUITY MARKETS L P (ID 45672H-10-4)					

LLL FOUNDATION INC - OAP US TL ACCT A79843008

For the Period 3/1/14 to 3/31/14

Trade Date Settle Date	Type Selection Method	Description	Quantity	Per Unit Amount	Proceeds	Tax Cost	Realized Gain/Loss
Settled Sales/Maturities/Redemptions							
3/24 3/27	Sale High Cost	INFOBLOX INC @ 20 281 40 56 BROKERAGE 0 03 TAX &/OR SEC 01 UBS SECURITIES LLC (ID 45672H-10-4)	(2 000)	20 26	40 52	(41 01)	(0 49) L
3/24 3/27	Sale High Cost	INFOBLOX INC @ 20 3466 264 51 BROKERAGE 0 20 TAX &/OR SEC 01 BLOOMBERG TRADEBOOK LLC (ID 45672H-10-4)	(13 000)	20 331	264 30	(246 74)	17 56 L
Total Settled Sales/Maturities/Redemptions					\$2,792.30	(\$1,962 80)	\$86 82 L \$742 68 S

Trade Date Settle Date	Type	Description	Quantity	Per Unit Amount	Market Cost
---------------------------	------	-------------	----------	--------------------	-------------



LLL FOUNDATION INC - OAP USTL ACCT A79843008
For the Period 4/1/14 to 4/30/14

TRADE ACTIVITY

Note L indicates Long Term Realized Gain/Loss S indicates Short Term Realized Gain/Loss
* Settled transaction was initiated in prior statement period and settled in current statement period

Trade Date Settle Date	Type Selection Method	Description	Quantity	Per Unit Amount	Proceeds	Tax Cost	Realized Gain/Loss
Settled Sales/Maturities/Redemptions							
3/31 4/3	Sale High Cost	COGNIZANT TECHNOLOGY SOLUTIONS CORP CL A @ 50 1181 100 24 BROKERAGE 0 03 TAX &/OR SEC 01 ABEL NOSER CORP (ID 192446-10-2)	(2 000)	50 10	100 20	(99 90)	0 30 S*
3/31 4/3	Sale High Cost	NETSUITE INC @ 93 9111 93 91 BROKERAGE 0 02 TAX &/OR SEC 01 ABEL NOSER CORP (ID 64118Q-10-7)	(1 000)	93 88	93 88	(111 91)	(18 03) S*
3/31 4/3	Sale High Cost	VMWARE INC-CLASS A @ 108 3511 108 35 BROKERAGE 0 02 TAX &/OR SEC 01 ABEL NOSER CORP (ID 928563-40-2)	(1 000)	108 32	108 32	(110 09)	(1 77) S*
3/31 4/3	Sale High Cost	WORKDAY INC-CLASS A @ 92 1823 92 18 BROKERAGE 0 02 TAX &/OR SEC 01 ABEL NOSER CORP (ID 98138H-10-1)	(1 000)	92 15	92 15	(101 70)	(9 55) S*
3/31 4/3	Sale High Cost	F5 NETWORKS INC @ 106 3038 106 30 BROKERAGE 0 02 TAX &/OR SEC 01 SANFORD C BERNSTEIN & CO INC (SCB (ID 315616-10-2)	(1 000)	106 27	106 27	(113 40)	(7 13) S*
3/31 4/3	Sale High Cost	QUALCOMM INC @ 79 3221 79 32 BROKERAGE 0 02 TAX &/OR SEC 01 SANFORD C BERNSTEIN & CO INC (SCB (ID 747525-10-3)	(1 000)	79 29	79 29	(60 82)	18 47 L*
3/31 4/3	Sale High Cost	SANDISK CORP @ 81 2071 81 21 BROKERAGE 0 02 TAX &/OR SEC 01 SANFORD C BERNSTEIN & CO INC (SCB (ID 80004C-10-1)	(1 000)	81 18	81 18	(79 96)	1 22 S*
3/31 4/3	Sale High Cost	AMPHENOL CORP CL A @ 91 2778 91 28 BROKERAGE 0 02 TAX &/OR SEC 01 ABEL NOSER CORP (ID 032095-10-1)	(1 000)	91 25	91 25	(91 96)	(0 71) S*
3/31 4/3	Sale High Cost	BROADSOFT INC @ 26 09 704 43 BROKERAGE 0 41 TAX &/OR SEC 02 IVY SECURITIES, INC (ID 11133B-40-9)	(27 000)	26 074	704 00	(940 21)	(238 05) L* 1 84 S



LLL FOUNDATION INC - OAP USTL ACCT A79843008
For the Period 4/1/14 to 4/30/14

Trade Date Settle Date	Type Selection Method	Description	Quantity	Per Unit Amount	Proceeds	Tax Cost	Realized Gain/Loss
Settled Sales/Maturities/Redemptions							
3/31 4/3	Sale High Cost	NXP SEMICONDUCTORS NV @ 58 4321 116 86 BROKERAGE 0 03 TAX &/OR SEC 01 BARCLAYS CAPITAL LE (ID N6596X-10-9)	(2 000)	58 41	116 82	(109 43)	7 39 S*
3/31 4/3	Sale High Cost	ADOBE SYSTEMS INC @ 65 4711 130 94 BROKERAGE 0 03 TAX &/OR SEC 01 BARCLAYS CAPITAL LE (ID 00724F-10-1)	(2 000)	65 45	130 90	(135 25)	(4 35) S*
3/31 4/3	Sale High Cost	AUTODESK INC @ 49 2311 196 92 BROKERAGE 0 06 TAX &/OR SEC 01 BARCLAYS CAPITAL LE (ID 052769-10-6)	(4 000)	49 213	196 85	(217 11)	(20 26) S*
3/31 4/3	Sale High Cost	COMVAULT SYSTEMS INC @ 64 3079 128 62 BROKERAGE 0 03 TAX &/OR SEC 01 BARCLAYS CAPITAL LE (ID 204166-10-2)	(2 000)	64 29	128 58	(139 83)	(11 25) S*
3/31 4/3	Sale High Cost	ELECTRONIC ARTS @ 28 9958 115 98 BROKERAGE 0 06 TAX &/OR SEC 01 BARCLAYS CAPITAL LE (ID 285512-10-9)	(4 000)	28 978	115 91	(112 90)	3 01 S*
3/31 4/3	Sale High Cost	XILINX CORP @ 54 2494 108 50 BROKERAGE 0 03 TAX &/OR SEC 01 BARCLAYS CAPITAL LE (ID 983919-10-1)	(2 000)	54 23	108 46	(108 46)	*
3/31 4/3	Sale High Cost	ARM HOLDINGS PLC SPONS ADR @ 50 2321 100 46 BROKERAGE 0 03 TAX &/OR SEC 01 BARCLAYS CAPITAL LE (ID 042068-10-6)	(2 000)	50 21	100 42	(83 60)	16 82 L*
3/31 4/3	Sale High Cost	E M C CORP MASS @ 27 5258 82 58 BROKERAGE 0 05 TAX &/OR SEC 01 BARCLAYS CAPITAL LE (ID 268648-10-2)	(3 000)	27 507	82 52	(83 13)	(0 61) S*
3/31 4/3	Sale High Cost	LAM RESEARCH CORP @ 54 8039 109 61 BROKERAGE 0 03 TAX &/OR SEC 01 BARCLAYS CAPITAL LE (ID 512807-10-8)	(2 000)	54 785	109 57	(105 48)	4 09 S*



LLL FOUNDATION INC - OAP USTL ACCT A79843008
For the Period 4/1/14 to 4/30/14

Trade Date Settle Date	Type Selection Method	Description	Quantity	Per Unit Amount	Proceeds	Tax Cost	Realized Gain/Loss
Settled Sales/Maturities/Redemptions							
3/31 4/3	Sale High Cost	MASTERCARD INC - CLASS A @ 74 3203 148 64 BROKERAGE 0 03 TAX &/OR SEC 01 BARCLAYS CAPITAL LE (ID 57636Q-10-4)	(2 000)	74 30	148 60	(153 81)	(5 21) S*
3/31 4/3	Sale High Cost	TWITTER INC @ 46 7597 280 56 BROKERAGE 0 09 TAX &/OR SEC 01 BARCLAYS CAPITAL LE (ID 90184L-10-2)	(6 000)	46 743	280 46	(337 99)	(57 53) S*
3/31 4/3	Sale High Cost	DEALERTRACK TECHNOLOGY @ 49 2385 98 48 BROKERAGE 0 03 TAX &/OR SEC 01 RBC CAPITAL MARKETS CORPORATION (ID 242309-10-2)	(2 000)	49 22	98 44	(55 95)	42 49 L *
3/31 4/3	Sale High Cost	GIGAMON INC @ 30 3243 90 97 BROKERAGE 0 05 TAX &/OR SEC 01 RBC CAPITAL MARKETS CORPORATION (ID 37518B-10-2)	(3 000)	30 303	90 91	(101 00)	(10 09) S*
3/31 4/3	Sale High Cost	BROADSOFT INC @ 26 8091 26 81 BROKERAGE 0 02 TAX &/OR SEC 01 BLOOMBERG TRADEBOOK LLC (ID 11133B-40-9)	(1 000)	26 78	26 78	(25 16)	1 62 S*
4/7 4/10	Sale High Cost	GOOGLE INC CLASS A @ 538 4982 3,230 99 BROKERAGE 0 09 TAX &/OR SEC 07 RBC CAPITAL MARKETS CORPORATION (ID 38259P-50-8)	(6 000)	538 472	3,230 83	(2,730 82)	864 21 L (364 20) S
4/8 4/11	Sale High Cost	NXP SEMICONDUCTORS NV @ 56 8591 113 72 BROKERAGE 0 03 TAX &/OR SEC 01 MORGAN STANLEY & CO LLC (ID N6596X-10-9)	(2 000)	56 84	113 68	(113 09)	0 59 S
4/8 4/11	Sale High Cost	AVAGO TECHNOLOGIES LTD @ 60 632 121 26 BROKERAGE 0 03 TAX &/OR SEC 01 MORGAN STANLEY & CO LLC (ID Y0486S-10-4)	(2 000)	60 61	121 22	(130 09)	(8 87) S
4/8 4/11	Sale High Cost	ADOBE SYSTEMS INC @ 60 9237 121 85 BROKERAGE 0 03 TAX &/OR SEC 01 MORGAN STANLEY & CO LLC (ID 00724F-10-1)	(2 000)	60 905	121 81	(123 01)	(1 20) S



LLL FOUNDATION INC - OAP USSTL ACCT A79843008
For the Period 4/1/14 to 4/30/14

Trade Date Settle Date	Type Selection Method	Description	Quantity	Per Unit Amount	Proceeds	Tax Cost	Realized Gain/Loss
Settled Sales/Maturities/Redemptions							
4/8 4/11	Sale High Cost	ALLIANCE DATA SYSTEMS CORP @ 255 6553 255 66 BROKERAGE 0 02 TAX &/OR SEC 01 MORGAN STANLEY & CO LLC (ID 018581-10-8)	(1 000)	255 63	255 63	(244 82)	10 81 S
4/8 4/11	Sale High Cost	AMAZON COM INC @ 325 1228 325 12 BROKERAGE 0 02 TAX &/OR SEC 01 MORGAN STANLEY & CO LLC (ID 023135-10-6)	(1 000)	325 09	325 09	(371 36)	(46 27) S
4/8 4/11	Sale High Cost	AMPHENOL CORP CL A @ 91 3589 91 36 BROKERAGE 0 02 TAX &/OR SEC 01 MORGAN STANLEY & CO LLC (ID 032095-10-1)	(1 000)	91 33	91 33	(92 30)	(0 97) S
4/8 4/11	Sale High Cost	APPLIED MATERIALS INC @ 19 9415 119 65 BROKERAGE 0 09 TAX &/OR SEC 01 MORGAN STANLEY & CO LLC (ID 038222-10-5)	(6 000)	19 925	119 55	(120 63)	(1 08) S
4/8 4/11	Sale High Cost	ARM HOLDINGS PLC SPONS ADR @ 49 3949 148 18 BROKERAGE 0 05 TAX &/OR SEC 01 MORGAN STANLEY & CO LLC (ID 042068-10-6)	(3 000)	49 373	148 12	(125 40)	22 72 L
4/8 4/11	Sale High Cost	AUTODESK INC @ 46 8419 93 68 BROKERAGE 0 03 TAX &/OR SEC 01 MORGAN STANLEY & CO LLC (ID 052769-10-6)	(2 000)	46 82	93 64	(107 10)	(13 46) S
4/8 4/11	Sale High Cost	CIENA CORP @ 20 6519 82 61 BROKERAGE 0 06 TAX &/OR SEC 01 MORGAN STANLEY & CO LLC (ID 171779-30-9)	(4 000)	20 635	82 54	(92 13)	(9 59) S
4/8 4/11	Sale High Cost	COGNIZANT TECHNOLOGY SOLUTIONS CORP CL A @ 48 5072 97 01 BROKERAGE 0 03 TAX &/OR SEC 01 MORGAN STANLEY & CO LLC (ID 192446-10-2)	(2 000)	48 485	96 97	(90 94)	6 03 S
4/8 4/11	Sale High Cost	E M C CORP MASS @ 27 1903 135 95 BROKERAGE 0 08 TAX &/OR SEC 01 MORGAN STANLEY & CO LLC (ID 268648-10-2)	(5 000)	27 172	135 86	(138 55)	(2 69) S



LLL FOUNDATION INC - OAP USTL ACCT A79843008
For the Period 4/1/14 to 4/30/14

Trade Date Settle Date	Type Selection Method	Description	Quantity	Per Unit Amount	Proceeds	Tax Cost	Realized Gain/Loss
Settled Sales/Maturities/Redemptions							
4/8 4/11	Sale High Cost	ELECTRONIC ARTS @ 28 5436 171 26 BROKERAGE 0 09 TAX &/OR SEC 01 MORGAN STANLEY & CO LLC (ID 285512-10-9)	(6 000)	28 527	171 16	(158 88)	12 28 S
4/8 4/11	Sale High Cost	FACEBOOK INC-A @ 58 121 174 36 BROKERAGE 0 05 TAX &/OR SEC 01 MORGAN STANLEY & CO LLC (ID 30303M-10-2)	(3 000)	58 10	174 30	(113 63)	60 67 S
4/8 4/11	Sale High Cost	F5 NETWORKS INC @ 107 3368 107 34 BROKERAGE 0 02 TAX &/OR SEC 01 MORGAN STANLEY & CO LLC (ID 315616-10-2)	(1 000)	107 31	107 31	(113 40)	(6 09) S
4/8 4/11	Sale High Cost	FORTINET INC @ 22 5763 90 31 BROKERAGE 0 06 TAX &/OR SEC 01 MORGAN STANLEY & CO LLC (ID 34959E-10-9)	(4 000)	22 56	90 24	(88 37)	1 87 S
4/8 4/11	Sale High Cost	GOOGLE INC CLASS C @ 551 1899 551 19 BROKERAGE 0 02 TAX &/OR SEC 01 MORGAN STANLEY & CO LLC (ID 38259P-70-6)	(1 000)	551 16	551 16	(537 22)	13 94 S
4/8 4/11	Sale High Cost	GUIDEWIRE SOFTWARE INC @ 42 9781 85 96 BROKERAGE 0 03 TAX &/OR SEC 01 MORGAN STANLEY & CO LLC (ID 40171V-10-0)	(2 000)	42 96	85 92	(99 69)	(13 77) S
4/8 4/11	Sale High Cost	KLA-TENCOR CORP @ 68 2294 136 46 BROKERAGE 0 03 TAX &/OR SEC 01 MORGAN STANLEY & CO LLC (ID 482480-10-0)	(2 000)	68 21	136 42	(123 22)	13 20 S
4/8 4/11	Sale High Cost	LAM RESEARCH CORP @ 54 6142 109 23 BROKERAGE 0 03 TAX &/OR SEC 01 MORGAN STANLEY & CO LLC (ID 512807-10-8)	(2 000)	54 595	109 19	(111 52)	(2 33) S
4/8 4/11	Sale High Cost	MASTERCARD INC - CLASS A @ 71 504 214 51 BROKERAGE 0 05 TAX &/OR SEC 01 MORGAN STANLEY & CO LLC (ID 57636Q-10-4)	(3 000)	71 483	214 45	(206 35)	18 94 L (10 84) S



LLL FOUNDATION INC - OAP USTL ACCT. A79843008
For the Period 4/1/14 to 4/30/14

Trade Date	Type	Description	Quantity	Per Unit Amount	Proceeds	Tax Cost	Realized Gain/Loss
Settle Date	Selection Method						
Settled Sales/Maturities/Redemptions							
4/8 4/11	Sale High Cost	MICROSOFT CORP @ 39 6411 79 28 BROKERAGE 0 03 &/OR SEC 01 MORGAN STANLEY & CO LLC (ID 594918-10-4)	(2 000)	39 62	79 24	(82 69)	(3 45) S
4/8 4/11	Sale High Cost	NETSUITE INC @ 82 9445 82 94 BROKERAGE 0 02 TAX &/OR SEC 01 MORGAN STANLEY & CO LLC (ID 64118Q-10-7)	(1 000)	82 91	82 91	(94 97)	(12 06) S
4/8 4/11	Sale High Cost	QUALCOMM INC @ 78 3985 78 40 BROKERAGE 0 02 TAX &/OR SEC 01 MORGAN STANLEY & CO LLC (ID 747525-10-3)	(1 000)	78 37	78 37	(78 31)	0 06 S
4/8 4/11	Sale High Cost	RED HAT INC @ 49 9273 99 85 BROKERAGE 0 03 TAX &/OR SEC 01 MORGAN STANLEY & CO LLC (ID 756577-10-2)	(2 000)	49 905	99 81	(119 43)	(19 62) S
4/8 4/11	Sale High Cost	SALESFORCE COM INC @ 53 9205 107 84 BROKERAGE 0 03 TAX &/OR SEC 01 MORGAN STANLEY & CO LLC (ID 79466L-30-2)	(2 000)	53 90	107 80	(72 28)	35 52 L
4/8 4/11	Sale High Cost	SANDISK CORP @ 78 0654 156 13 BROKERAGE 0 03 &/OR SEC 01 MORGAN STANLEY & CO LLC (ID 80004C-10-1)	(2 000)	78 045	156 09	(160 56)	(4 47) S
4/8 4/11	Sale High Cost	SERVICENOW INC @ 50 6623 101 32 BROKERAGE 0 03 &/OR SEC 01 MORGAN STANLEY & CO LLC (ID 81762P-10-2)	(2 000)	50 64	101 28	(110 06)	(8 78) S
4/8 4/11	Sale High Cost	SKYWORKS SOLUTIONS INC @ 35 9207 143 68 BROKERAGE 0 06 TAX &/OR SEC 01 MORGAN STANLEY & CO LLC (ID 83088M-10-2)	(4 000)	35 903	143 61	(152 20)	(8 59) S
4/8 4/11	Sale High Cost	SPLUNK INC @ 60 432 120 86 BROKERAGE 0 03 TAX &/OR SEC 01 MORGAN STANLEY & CO LLC (ID 848637-10-4)	(2 000)	60 41	120 82	(171 19)	(50 37) S



LLL FOUNDATION INC - OAP USTL ACCT A79843008
For the Period 4/1/14 to 4/30/14

Trade Date	Type	Description	Quantity	Per Unit Amount	Proceeds	Tax Cost	Realized Gain/Loss
Settle Date	Selection Method						
Settled Sales/Maturities/Redemptions							
4/8 4/11	Sale High Cost	TD AMERITRADE HOLDING CORPORATION @ 30 4597 152 30 BROKERAGE 0 08 TAX &/OR SEC 01 MORGAN STANLEY & CO LLC (ID 87236Y-10-8)	(5 000)	30 442	152 21	(159 07)	(6 86) S
4/8 4/11	Sale High Cost	VMWARE INC-CLASS A @ 105 0236 105 02 BROKERAGE 0 02 TAX &/OR SEC 01 MORGAN STANLEY & CO LLC (ID 928563-40-2)	(1 000)	104 99	104 99	(110 09)	(5 10) S
4/8 4/11	Sale High Cost	WORKDAY INC-CLASS A @ 79 7655 79 77 BROKERAGE 0 02 TAX &/OR SEC 01 MORGAN STANLEY & CO LLC (ID 98138H-10-1)	(1 000)	79 74	79 74	(101 70)	(21 96) S
4/8 4/11	Sale High Cost	XILINX CORP @ 52 9599 158 88 BROKERAGE 0 05 TAX &/OR SEC 01 MORGAN STANLEY & CO LLC (ID 983919-10-1)	(3 000)	52 94	158 82	(162 69)	(3 87) S
4/8 4/11	Sale High Cost	YELP INC @ 67 9952 135 99 BROKERAGE 0 03 TAX &/OR SEC 01 MORGAN STANLEY & CO LLC (ID 985817-10-5)	(2 000)	67 975	135 95	(155 74)	(19 79) S
4/9 4/14	Sale High Cost	GIGAMON INC @ 17 5444 438 61 BROKERAGE 0 38 TAX &/OR SEC 01 RBC CAPITAL MARKETS CORPORATION (ID 37518B-10-2)	(25 000)	17 529	438 22	(768 02)	(329 80) S
4/10 4/15	Sale High Cost	GIGAMON INC @ 17 0014 357 03 BROKERAGE 0 32 TAX &/OR SEC 01 RBC CAPITAL MARKETS CORPORATION (ID 37518B-10-2)	(21 000)	16 986	356 70	(557 73)	(201 03) S
4/14 4/17	Sale High Cost	3D SYSTEMS CORP DEL @ 46 4466 1,068 27 BROKERAGE 0 35 TAX &/OR SEC 02 ABEL NOSER CORP (ID 88554D-20-5)	(23 000)	46 43	1,067 90	(1,862 09)	(794 19) S

Trade Date	Type	Description	Quantity	Per Unit Amount	Proceeds	Tax Cost	Realized Gain/Loss
Settle Date	Selection Method						
Settled Sales/Maturities/Redemptions							
4/14	Sale	TWITTER INC @ 40 6258 609 39 BROKERAGE 0 23 TAX	(15 000)	40 61	609 15	(844 99)	(235 84) S
4/17	High Cost	&/OR SEC 01 SANFORD C BERNSTEIN & CO INC (SCB (ID 90184L-10-2)					
Total Settled Sales/Maturities/Redemptions					\$13,841 79	(\$15,275 38)	\$781 12 L (\$2,214.71) S

Trade Date	Type	Description	Quantity	Per Unit Amount	Market Cost
Settle Date					
Settled Securities Purchased					
3/31	Purchase	MICROSOFT CORP @ 41 328 2,438 35 BROKERAGE 0 89	59 000	41 343	(2,439 24) *
4/3		BARCLAYS CAPITAL LE (ID 594918-10-4)			
4/4	Purchase	CIENA CORP @ 22 8563 457 13 BROKERAGE 0 30	20 000	22 872	(457 42)



LLL FOUNDATION INC - OAP USTL ACCT A79843008
For the Period 5/1/14 to 5/31/14

TRADE ACTIVITY

Note L indicates Long Term Realized Gain/Loss S indicates Short Term Realized Gain/Loss
* Settled transaction was initiated in prior statement period and settled in current statement period

Trade Date Settle Date	Type Selection Method	Description	Quantity	Per Unit Amount	Proceeds	Tax Cost	Realized Gain/Loss
Settled Sales/Maturities/Redemptions							
4/29 5/2	Sale High Cost	AMAZON COM INC @ 295 7097 295 71 BROKERAGE 0 02 TAX &/OR SEC 01 RBC CAPITAL MARKETS CORPORATION (ID 023135-10-6)	(1 000)	295 68	295 68	(355 10)	(59 42) S*
4/29 5/2	Sale High Cost	CORNERSTONE ONDEMAND INC @ 35 0452 175 23 BROKERAGE 0 08 TAX &/OR SEC 01 RBC CAPITAL MARKETS CORPORATION (ID 21925Y-10-3)	(5 000)	35 028	175 14	(131 85)	43 29 L*
4/29 5/2	Sale High Cost	DEMANDWARE @ 48 2668 193 07 BROKERAGE 0 06 TAX &/OR SEC 01 RBC CAPITAL MARKETS CORPORATION (ID 24802Y-10-5)	(4 000)	48 25	193 00	(103 88)	89 12 L*
4/29 5/2	Sale High Cost	NETSUITE INC @ 73 6256 294 50 BROKERAGE 0 06 TAX &/OR SEC 01 RBC CAPITAL MARKETS CORPORATION (ID 64118Q-10-7)	(4 000)	73 608	294 43	(358 44)	(64 01) S*
4/29 5/2	Sale High Cost	YELP INC @ 55 6098 278 05 BROKERAGE 0 08 TAX &/OR SEC 01 RBC CAPITAL MARKETS CORPORATION (ID 985817-10-5)	(5 000)	55 592	277 96	(322 93)	(44 97) S*
4/29 5/2	Sale High Cost	TRULIA INC @ 31 0368 310 37 BROKERAGE 0 15 TAX &/OR SEC 01 RBC CAPITAL MARKETS CORPORATION (ID 897888-10-3)	(10 000)	31 021	310 21	(330 84)	(20 63) S*
5/7 5/12	Sale High Cost	SALESFORCE COM INC @ 50 90 50 90 BROKERAGE 0 02 TAX &/OR SEC 01 CITIGROUP GLOBAL MKTS INC (ID 79466L-30-2)	(1 000)	50 87	50 87	(36 14)	14 73 L
5/7 5/12	Sale High Cost	XILINX CORP @ 45 82 45 82 BROKERAGE 0 02 TAX &/OR SEC 01 CITIGROUP GLOBAL MKTS INC (ID 983919-10-1)	(1 000)	45 79	45 79	(54 23)	(8 44) S



LLL FOUNDATION INC - OAP USTL ACCT. A79843008
For the Period 5/1/14 to 5/31/14

Trade Date	Type	Description	Quantity	Per Unit Amount	Proceeds	Tax Cost	Realized Gain/Loss
Settle Date	Selection Method						
Settled Sales/Maturities/Redemptions							
5/7 5/12	Sale High Cost	PALO ALTO NETWORKS INC @ 62 69 62 69 BROKERAGE 0 02 TAX &/OR SEC 01 INVESTMENT TECHNOLOGY GROUP (ITG) (ID 697435-10-5)	(1 000)	62 66	62 66	(60 62)	2 04 L
5/7 5/12	Sale High Cost	QUALCOMM INC @ 79 6572 79 66 BROKERAGE 0 02 TAX &/OR SEC 01 INVESTMENT TECHNOLOGY GROUP (ITG) (ID 747525-10-3)	(1 000)	79 63	79 63	(78 31)	1 32 S
5/7 5/12	Sale High Cost	ARUBA NETWORKS INC @ 19 1117 76 45 BROKERAGE 0 06 TAX &/OR SEC 01 ABEL NOSER CORP (ID 043176-10-6)	(4 000)	19 095	76 38	(77 04)	(0 66) L
5/7 5/12	Sale High Cost	THE PRICELINE GROUP INC @ 1154 3817 1,154 38 BROKERAGE 0 02 TAX &/OR SEC 03 ABEL NOSER CORP (ID 741503-40-3)	(1 000)	1,154 33	1,154 33	(599 27)	555 06 L
5/7 5/12	Sale High Cost	ADOBE SYSTEMS INC @ 59 246 59 25 BROKERAGE 0 02 TAX &/OR SEC 01 SEI FINANCIAL SERVICES CO (ID 00724F-10-1)	(1 000)	59 22	59 22	(55 39)	3 83 S
5/7 5/12	Sale High Cost	NXP SEMICONDUCTORS NV @ 60 3851 60 39 BROKERAGE 0 02 TAX &/OR SEC 01 SANFORD C BERNSTEIN & CO INC (SCB (ID N6596X-10-9)	(1 000)	60 36	60 36	(56 55)	3 81 S
5/7 5/12	Sale High Cost	DEALERTRACK TECHNOLOGY @ 43 2133 43 21 BROKERAGE 0 02 TAX &/OR SEC 01 RBC CAPITAL MARKETS CORPORATION (ID 242309-10-2)	(1 000)	43 18	43 18	(27 97)	15 21 L
5/7 5/12	Sale High Cost	HOMEAWAY INC @ 31 1297 62 26 BROKERAGE 0 03 TAX &/OR SEC 01 RBC CAPITAL MARKETS CORPORATION (ID 43739Q-10-0)	(2 000)	31 11	62 22	(41 68)	20 54 L
5/7 5/12	Sale High Cost	SERVICENOW INC @ 48 0749 48 07 BROKERAGE 0 02 TAX &/OR SEC 01 RBC CAPITAL MARKETS CORPORATION (ID 81762P-10-2)	(1 000)	48 04	48 04	(55 03)	(6 99) S

Trade Date Settle Date	Type Selection Method	Description	Quantity	Per Unit Amount	Proceeds	Tax Cost	Realized Gain/Loss
Settled Sales/Maturities/Redemptions							
5/7 5/12	Sale High Cost	TABLEAU SOFTWARE INC-CL A @ 55 4376 55 44 BROKERAGE 0 02 TAX &/OR SEC 01 RBC CAPITAL MARKETS CORPORATION (ID 87336U-10-5)	(1 000)	55 41	55 41	(96 49)	(41 08) S
5/7 5/12	Sale High Cost	WORKDAY INC-CLASS A @ 70 7996 70 80 BROKERAGE 0 02 TAX &/OR SEC 01 RBC CAPITAL MARKETS CORPORATION (ID 98138H-10-1)	(1 000)	70 77	70 77	(101 71)	(30 94) S
Total Settled Sales/Maturities/Redemptions					\$3,415 28	(\$2,943.47)	\$739 33 L (\$267 52) S

Trade Date Settle Date	Type	Description	Quantity	Per Unit Amount	Proceeds	Tax Cost	Realized Gain/Loss
---------------------------	------	-------------	----------	--------------------	----------	----------	-----------------------



LLL FOUNDATION INC - OAP USTL ACCT A79843008
For the Period 6/1/14 to 6/30/14

TRADE ACTIVITY

Note L indicates Long Term Realized Gain/Loss S indicates Short Term Realized Gain/Loss
* Settled transaction was initiated in prior statement period and settled in current statement period

Trade Date	Type	Description	Quantity	Per Unit Amount	Proceeds	Tax Cost	Realized Gain/Loss
Settle Date	Selection Method						
Settled Sales/Maturities/Redemptions							
5/28	Sale	WORKDAY INC-CLASS A @ 85 3699 341 48 BROKERAGE	(4 000)	85 353	341 41	(369 75)	(28 34) S*
6/2	High Cost	0 06 TAX &/OR SEC 01 SANFORD C BERNSTEIN & CO INC (SCB (ID 98138H-10-1))					
5/28	Sale	TEXAS INSTRUMENTS INC @ 46 2543 1,850 17	(40 000)	46 238	1,849 53	(1,814 39)	35 14 S*
6/2	High Cost	BROKERAGE 0 60 TAX &/OR SEC 04 MERRILL LYNCH PIERCE FENNER & SMIT (ID 882508-10-4)					
5/28	Sale	CAVIUM INC @ 49 1975 295 19 BROKERAGE 0 09 TAX	(6 000)	49 182	295 09	(210 98)	84 11 S*
6/2	High Cost	&/OR SEC 01 SJ LEVINSON & SONS LLC (ID 14964U-10-8)					
6/3	Sale	HOMEAWAY INC @ 30 4648 396 04 BROKERAGE 0 20	(13 000)	30 448	395 83	(270 93)	124 90 L
6/6	High Cost	TAX &/OR SEC 01 SANFORD C BERNSTEIN & CO INC (SCB (ID 43739Q-10-0))					
6/3	Sale	KLA-TENCOR CORP @ 65 8534 263 41 BROKERAGE 0 09	(4 000)	65 828	263 31	(206 64)	56 67 L
6/6	High Cost	TAX &/OR SEC 01 CITIGROUP GLOBAL MKTS INC (ID 482480-10-0)					
6/4	Sale	HOMEAWAY INC @ 30 3076 363 69 BROKERAGE 0 18	(12 000)	30 292	363 50	(249 32)	114 18 L
6/9	High Cost	TAX &/OR SEC 01 BARCLAYS CAPITAL LE (ID 43739Q-10-0)					
6/4	Sale	KLA-TENCOR CORP @ 66 2695 66 27 BROKERAGE 0 02	(1 000)	66 24	66 24	(51 66)	14 58 L
6/9	High Cost	TAX &/OR SEC 01 SANFORD C BERNSTEIN & CO INC (SCB (ID 482480-10-0))					
6/4	Sale	KLA-TENCOR CORP @ 66 1106 1,388 32 BROKERAGE	(21 000)	66 087	1,387 82	(1,084 85)	302 97 L
6/10	High Cost	0 47 TAX &/OR SEC 03 CITIGROUP GLOBAL MKTS INC (ID 482480-10-0)					



LLL FOUNDATION INC - OAP USTL ACCT A79843008
For the Period 6/1/14 to 6/30/14

Trade Date	Type	Description	Quantity	Per Unit Amount	Proceeds	Tax Cost	Realized Gain/Loss
Settle Date	Selection Method						
Settled Sales/Maturities/Redemptions							
6/5 6/10	Sale High Cost	KLA-TENCOR CORP @ 66 4092 597 68 BROKERAGE 0 20 TAX &/OR SEC 01 CITIGROUP GLOBAL MKTS INC (ID 482480-10-0)	(9 000)	66 386	597 47	(454 44)	143 03 L
6/6 6/11	Sale High Cost	KLA-TENCOR CORP @ 66 906 401 44 BROKERAGE 0 14 TAX &/OR SEC 01 CITIGROUP GLOBAL MKTS INC (ID 482480-10-0)	(6 000)	66 882	401 29	(288 96)	112 33 L
6/9 6/12	Sale High Cost	VISA INC CLASS A SHARES @ 212 4063 2,548 88 BROKERAGE 0 18 TAX &/OR SEC 06 MERRILL LYNCH PIERCE FENNER & SMIT (ID 92826C-83-9)	(12 000)	212 387	2,548 64	(1,711 70)	836 94 L
6/9 6/12	Sale High Cost	KLA-TENCOR CORP @ 67 6512 270 60 BROKERAGE 0 09 TAX &/OR SEC 01 CITIGROUP GLOBAL MKTS INC (ID 482480-10-0)	(4 000)	67 625	270 50	(192 64)	77 86 L
6/9 6/12	Sale High Cost	SKYWORKS SOLUTIONS INC @ 46 9867 563 84 BROKERAGE 0 18 TAX &/OR SEC 01 BARCLAYS CAPITAL LE (ID 83088M-10-2)	(12 000)	46 971	563 65	(440 75)	122 90 S
6/16 6/19	Sale High Cost	OPENTABLE INC COM @ 104 3009 938 71 BROKERAGE 0 14 TAX &/OR SEC 02 MORGAN STANLEY & CO LLC (ID 68372A-10-4)	(9 000)	104 283	938 55	(568 71)	344 80 L 25 04 S
6/20 6/25	Sale High Cost	RED HAT INC @ 54 2455 2,115 57 BROKERAGE 0 59 TAX &/OR SEC 05 SANFORD C BERNSTEIN & CO INC (SCB (ID 756577-10-2)	(39 000)	54 229	2,114 93	(2,307 55)	(192 62) S
6/23 6/26	Sale High Cost	OPENTABLE INC COM @ 105 1929 525 96 BROKERAGE 0 08 TAX &/OR SEC 01 KNIGHT EQUITY MARKETS L P (ID 68372A-10-4)	(5 000)	105 174	525 87	(305 22)	220 65 L

<u>Trade Date</u>	<u>Type</u>						
<u>Settle Date</u>	<u>Selection Method</u>	Description	Quantity	Per Unit Amount	Proceeds	Tax Cost	Realized Gain/Loss
Settled Sales/Maturities/Redemptions							
6/24	Sale	OPENTABLE INC COM @ 105 208 315 62 BROKERAGE	(3 000)	105 187	315 56	(181 46)	134 10 L
6/27	High Cost	0 05 TAX &/OR SEC 01 RBC CAPITAL MARKETS CORPORATION (ID 68372A-10-4)					
Total Settled Sales/Maturities/Redemptions					\$13,239 19	(\$10,709 95)	\$2,483 01 L \$46 23 S

<u>Trade Date</u>					
<u>Settle Date</u>	Type	Description	Quantity	Per Unit Amount	Market Cost
Settled Securities Purchased					
5/28	Purchase	MAXIM INTEGRATED PRODUCTS INC @ 34 2707	42 000	34 286	(1,440 00) *
6/2		1,439 37 BROKERAGE 0 63 SANFORD C BERNSTEIN & CO INC (SCB (ID 57772K-10-1)			
5/29	Purchase	MAXIM INTEGRATED PRODUCTS INC @ 34 2151 277 80	11 000	34 284	(377 87) *



LLL FOUNDATION INC - OAP USTL ACCT A79843008
For the Period 7/1/14 to 7/31/14

TRADE ACTIVITY

Note L indicates Long Term Realized Gain/Loss S indicates Short Term Realized Gain/Loss
* Settled transaction was initiated in prior statement period and settled in current statement period

Trade Date	Type	Description	Quantity	Per Unit Amount	Proceeds	Tax Cost	Realized Gain/Loss
Settle Date	Selection Method						
Settled Sales/Maturities/Redemptions							
6/27	Sale	SKYWORKS SOLUTIONS INC @ 45 9123 137 74	(3 000)	45 893	137 68	(107 36)	30 32 S*
7/2	High Cost	BROKERAGE 0 05 TAX &/OR SEC 01 SANFORD C BERNSTEIN & CO INC (SCB (ID 83088M-10-2)					
6/27	Sale	XILINX CORP @ 46 5739 232 87 BROKERAGE 0 08 TAX	(5 000)	46 556	232 78	(266 74)	(33 96) S*
7/2	High Cost	&/OR SEC 01 SANFORD C BERNSTEIN & CO INC (SCB (ID 983919-10-1)					
7/2	Sale	PROTO LABS INC @ 83 9388 419 69 BROKERAGE 0 08	(5 000)	83 92	419 60	(237 35)	182 25 L
7/8	High Cost	TAX &/OR SEC 01 MERRILL LYNCH PIERCE FENNER & SMIT (ID 743713-10-9)					
7/8	Sale	ELECTRONIC ARTS @ 35 3273 1,165 80 BROKERAGE	(33 000)	35 311	1,165 27	(860 27)	305 00 S
7/11	High Cost	0 50 TAX &/OR SEC 03 MERRILL LYNCH PIERCE FENNER & SMIT (ID 285512-10-9)					
7/24	Sale	XILINX CORP @ 41 3497 2,398 28 BROKERAGE 0 87	(58 000)	41 334	2,397 36	(2,025 67)	400 83 L
7/29	High Cost	TAX &/OR SEC 05 GOLDMAN SACHS & CO (ID 983919-10-1)					(29 14) S
7/24	Sale	XILINX CORP @ 41 35 496 20 BROKERAGE 0 18 TAX	(12 000)	41 334	496 01	(402 00)	94 01 L
7/29	High Cost	&/OR SEC 01 RBC CAPITAL MARKETS CORPORATION (ID 983919-10-1)					
7/25	Sale	TRULIA INC @ 53 7026 268 51 BROKERAGE 0 11 TAX	(5 000)	53 678	268 39	(164 68)	103 71 L
7/30	High Cost	&/OR SEC 01 DEUTSCHE BANC ALEX BROWN INC (ID 897888-10-3)					.
7/25	Sale	COMMVAULT SYSTEMS INC @ 48 0332 576 40	(12 000)	48 018	576 21	(835 35)	(259 14) S
7/30	High Cost	BROKERAGE 0 18 TAX &/OR SEC 01 UBS SECURITIES LLC (ID 204166-10-2)					

Settle Date	Selection Method	Description	Quantity	Amount	Proceeds	Tax Cost	Gain/Loss
Settled Sales/Maturities/Redemptions							
7/25	Sale	XILINX CORP @ 40 9783 491 74 BROKERAGE 0 18 TAX	(12 000)	40 963	491 55	(402 00)	89 55 L
7/30	High Cost	&/OR SEC 01 RBC CAPITAL MARKETS CORPORATION (ID 983919-10-1)					
Total Settled Sales/Maturities/Redemptions					\$6,184 85	(\$5,301 42)	\$870 35 L \$13 08 S

Trade Date	Type	Description	Quantity	Per Unit Amount	Market Cost
Settle Date					
Settled Securities Purchased					
7/2	Purchase	NIMBLE STORAGE INC @ 29 7232 208 06 BROKERAGE	7 000	29 739	(208 17)
7/8		0 11 SJ LEVINSON & SONS LLC (ID 65440R-10-1)			
7/3	Purchase	NIMBLE STORAGE INC @ 30 0379 60 08 BROKERAGE	2 000	30 055	(60 11)
7/9		0 03 ABEL NOSER CORP (ID 65440R-10-1)			



LLL FOUNDATION INC - OAP USTL ACCT A79843008
For the Period 8/1/14 to 8/31/14

TRADE ACTIVITY

Note L indicates Long Term Realized Gain/Loss S indicates Short Term Realized Gain/Loss
* Settled transaction was initiated in prior statement period and settled in current statement period

Trade Date	Type	Description	Quantity	Per Unit Amount	Proceeds	Tax Cost	Realized Gain/Loss
Settle Date	Selection Method						
Settled Sales/Maturities/Redemptions							
7/29 8/1	Sale High Cost	MAXIM INTEGRATED PRODUCTS INC @ 30 0016 810 04 BROKERAGE 0 41 TAX &/OR SEC 02 SJ LEVINSON & SONS LLC (ID 57772K-10-1)	(27 000)	29 986	809 61	(926 54)	(116 93) S*
7/29 8/1	Sale High Cost	MAXIM INTEGRATED PRODUCTS INC @ 30 195 211 37 BROKERAGE 0 11 TAX &/OR SEC 01 STATE STREET BROKERAGE SVCS (ID 57772K-10-1)	(7 000)	30 179	211 25	(240 00)	(28 75) S*
7/29 8/1	Sale High Cost	MAXIM INTEGRATED PRODUCTS INC @ 29 9843 689 64 BROKERAGE 0 35 TAX &/OR SEC 02 CITIGROUP GLOBAL MKTS INC (ID 57772K-10-1)	(23 000)	29 968	689 27	(788 11)	(98 84) S*
7/29 8/1	Sale High Cost	MAXIM INTEGRATED PRODUCTS INC @ 29 7908 89 37 BROKERAGE 0 05 TAX &/OR SEC 01 KNIGHT EQUITY MARKETS L P (ID 57772K-10-1)	(3 000)	29 77	89 31	(102 51)	(13 20) S*
7/30 8/4	Sale High Cost	MAXIM INTEGRATED PRODUCTS INC @ 29 576 29 58 BROKERAGE 0 02 TAX &/OR SEC 01 SANFORD C BERNSTEIN & CO INC (SCB (ID 57772K-10-1)	(1 000)	29 55	29 55	(34 17)	(4 62) S*
7/30 8/4	Sale High Cost	MAXIM INTEGRATED PRODUCTS INC @ 29 6573 29 66 BROKERAGE 0 02 TAX &/OR SEC 01 SJ LEVINSON & SONS LLC (ID 57772K-10-1)	(1 000)	29 63	29 63	(34 17)	(4 54) S*
7/30 8/4	Sale High Cost	MAXIM INTEGRATED PRODUCTS INC @ 29 6299 148 15 BROKERAGE 0 08 TAX &/OR SEC 01 SJ LEVINSON & SONS LLC (ID 57772K-10-1)	(5 000)	29 612	148 06	(170 85)	(22 79) S*
8/11 8/14	Sale High Cost	TRULIA INC @ 56 6348 1.019 43 BROKERAGE 0 27 TAX &/OR SEC 02 MORGAN STANLEY & CO LLC (ID 897888-10-3)	(18 000)	56 619	1,019 14	(576 14)	340 17 L 102 83 S

<u>Trade Date</u>	<u>Type</u>	<u>Description</u>	<u>Quantity</u>	<u>Per Unit Amount</u>	<u>Proceeds</u>	<u>Tax Cost</u>	<u>Realized Gain/Loss</u>
<u>Settle Date</u>	<u>Selection Method</u>						
Settled Sales/Maturities/Redemptions							
8/11	Sale	COGNIZANT TECHNOLOGY SOLUTIONS CORP CL A @	(25 000)	44 415	1,110 38	(1,153 02)	(42 64) S
8/14	High Cost	44 4311 1,110 78 BROKERAGE 0 38 TAX &/OR SEC 02 MERRILL LYNCH PIERCE FENNER & SMIT (ID 192446-10-2)					
Total Settled Sales/Maturities/Redemptions					\$4,136.20	(\$4,025 51)	\$340.17 L (\$229.48) S

<u>Trade Date</u>	<u>Type</u>	<u>Description</u>	<u>Quantity</u>	<u>Per Unit Amount</u>	<u>Market Cost</u>
<u>Settle Date</u>					
Settled Securities Purchased					
8/6	Purchase	DEMANDWARE @ 51 975 51 98 BROKERAGE 0 02 STATE	1 000	52 00	(52 00)
8/11		STREET BROKERAGE SVCS (ID 24802Y-10-5)			