



See a Social Security Number? Say Something!
Report Privacy Problems to <https://public.resource.org/privacy>
Or call the IRS Identity Theft Hotline at 1-800-908-4490



Form 990

Department of the Treasury
Internal Revenue Service

Return of Organization Exempt From Income Tax

Under section 501(c), 527, or 4947(a)(1) of the Internal Revenue Code (except private foundations)
Do not enter social security numbers on this form as it may be made public
Information about Form 990 and its instructions is at www.irs.gov/form990

OMB No 1545-0047

2014

Open to Public Inspection

A For the 2014 calendar year, or tax year beginning 01-01-2014, and ending 12-31-2014

B Check if applicable

☐ Address change

☐ Name change

☐ Initial return

☐ Final return/terminated

☐ Amended return

☐ Application pending

C Name of organization

Roper Hospital Inc

Doing business as

Number and street (or P O box if mail is not delivered to street address)

1483 Tobias Gadson Blvd No 101

Room/suite

City or town, state or province, country, and ZIP or foreign postal code

Charleston, SC 29407

F Name and address of principal officer

David L Dunlap
1483 Tobias Gadson Blvd No 101
Charleston, SC 29407

H(a) Is this a group return for subordinates?

☐ Yes☒ No

H(b) Are all subordinates included?

☐ Yes☐ No

If "No," attach a list (see instructions)

H(c) Group exemption number

I Tax-exempt status

☒ 501(c)(3)☐ 501(c) () (insert no)☐ 4947(a)(1) or ☐ 527

J Website:

www rsfh com

K Form of organization

☒ Corporation☐ Trust☐ Association☐ Other

L Year of formation

1986

M State of legal domicile

SC

Part I	Summary																								
Activities & Governance	<div>1 Briefly describe the organization's mission or most significant activities</div> <div>Operation of nonprofit hospital facility in Charleston, SC</div>																								
	2 Check this box <input type="checkbox"/> if the organization discontinued its operations or disposed of more than 25% of its net assets																								
	<table><tr><td>3 Number of voting members of the governing body (Part VI, line 1a)</td><td>3</td><td>13</td></tr><tr><td>4 Number of independent voting members of the governing body (Part VI, line 1b)</td><td>4</td><td>7</td></tr><tr><td>5 Total number of individuals employed in calendar year 2014 (Part V, line 2a)</td><td>5</td><td>2,114</td></tr><tr><td>6 Total number of volunteers (estimate if necessary)</td><td>6</td><td>162</td></tr><tr><td>7a Total unrelated business revenue from Part VIII, column (C), line 12</td><td>7a</td><td>671,996</td></tr><tr><td>7b Net unrelated business taxable income from Form 990-T, line 34</td><td>7b</td><td>184,747</td></tr></table>	3 Number of voting members of the governing body (Part VI, line 1a)	3	13	4 Number of independent voting members of the governing body (Part VI, line 1b)	4	7	5 Total number of individuals employed in calendar year 2014 (Part V, line 2a)	5	2,114	6 Total number of volunteers (estimate if necessary)	6	162	7a Total unrelated business revenue from Part VIII, column (C), line 12	7a	671,996	7b Net unrelated business taxable income from Form 990-T, line 34	7b	184,747						
3 Number of voting members of the governing body (Part VI, line 1a)	3	13																							
4 Number of independent voting members of the governing body (Part VI, line 1b)	4	7																							
5 Total number of individuals employed in calendar year 2014 (Part V, line 2a)	5	2,114																							
6 Total number of volunteers (estimate if necessary)	6	162																							
7a Total unrelated business revenue from Part VIII, column (C), line 12	7a	671,996																							
7b Net unrelated business taxable income from Form 990-T, line 34	7b	184,747																							
Revenue	<table><tr><td>8 Contributions and grants (Part VIII, line 1h)</td><td>Prior Year</td><td>Current Year</td></tr><tr><td>9 Program service revenue (Part VIII, line 2g)</td><td>4,080,417</td><td>3,786,654</td></tr><tr><td>10 Investment income (Part VIII, column (A), lines 3, 4, and 7d)</td><td>380,428,923</td><td>388,540,609</td></tr><tr><td>11 Other revenue (Part VIII, column (A), lines 5, 6d, 8c, 9c, 10c, and 11e)</td><td>-317,837</td><td>307,831</td></tr><tr><td>12 Total revenue—add lines 8 through 11 (must equal Part VIII, column (A), line 12)</td><td>8,091,119</td><td>5,336,639</td></tr><tr><td></td><td>392,282,622</td><td>397,971,733</td></tr><tr><td></td><td></td><td></td></tr></table>	8 Contributions and grants (Part VIII, line 1h)	Prior Year	Current Year	9 Program service revenue (Part VIII, line 2g)	4,080,417	3,786,654	10 Investment income (Part VIII, column (A), lines 3, 4, and 7d)	380,428,923	388,540,609	11 Other revenue (Part VIII, column (A), lines 5, 6d, 8c, 9c, 10c, and 11e)	-317,837	307,831	12 Total revenue—add lines 8 through 11 (must equal Part VIII, column (A), line 12)	8,091,119	5,336,639		392,282,622	397,971,733						
8 Contributions and grants (Part VIII, line 1h)	Prior Year	Current Year																							
9 Program service revenue (Part VIII, line 2g)	4,080,417	3,786,654																							
10 Investment income (Part VIII, column (A), lines 3, 4, and 7d)	380,428,923	388,540,609																							
11 Other revenue (Part VIII, column (A), lines 5, 6d, 8c, 9c, 10c, and 11e)	-317,837	307,831																							
12 Total revenue—add lines 8 through 11 (must equal Part VIII, column (A), line 12)	8,091,119	5,336,639																							
	392,282,622	397,971,733																							
Expenses	<table><tr><td>13 Grants and similar amounts paid (Part IX, column (A), lines 1–3)</td><td>443,558</td><td>276,991</td></tr><tr><td>14 Benefits paid to or for members (Part IX, column (A), line 4)</td><td>0</td><td>0</td></tr><tr><td>15 Salaries, other compensation, employee benefits (Part IX, column (A), lines 5–10)</td><td>153,608,358</td><td>152,688,596</td></tr><tr><td>16a Professional fundraising fees (Part IX, column (A), line 11e)</td><td>0</td><td>0</td></tr><tr><td>16b Total fundraising expenses (Part IX, column (D), line 25)</td><td></td><td></td></tr><tr><td>17 Other expenses (Part IX, column (A), lines 11a–11d, 11f–24e)</td><td>183,423,643</td><td>188,744,796</td></tr><tr><td>18 Total expenses Add lines 13–17 (must equal Part IX, column (A), line 25)</td><td>337,475,559</td><td>341,710,383</td></tr><tr><td>19 Revenue less expenses Subtract line 18 from line 12</td><td>54,807,063</td><td>56,261,350</td></tr></table>	13 Grants and similar amounts paid (Part IX, column (A), lines 1–3)	443,558	276,991	14 Benefits paid to or for members (Part IX, column (A), line 4)	0	0	15 Salaries, other compensation, employee benefits (Part IX, column (A), lines 5–10)	153,608,358	152,688,596	16a Professional fundraising fees (Part IX, column (A), line 11e)	0	0	16b Total fundraising expenses (Part IX, column (D), line 25)			17 Other expenses (Part IX, column (A), lines 11a–11d, 11f–24e)	183,423,643	188,744,796	18 Total expenses Add lines 13–17 (must equal Part IX, column (A), line 25)	337,475,559	341,710,383	19 Revenue less expenses Subtract line 18 from line 12	54,807,063	56,261,350
13 Grants and similar amounts paid (Part IX, column (A), lines 1–3)	443,558	276,991																							
14 Benefits paid to or for members (Part IX, column (A), line 4)	0	0																							
15 Salaries, other compensation, employee benefits (Part IX, column (A), lines 5–10)	153,608,358	152,688,596																							
16a Professional fundraising fees (Part IX, column (A), line 11e)	0	0																							
16b Total fundraising expenses (Part IX, column (D), line 25)																									
17 Other expenses (Part IX, column (A), lines 11a–11d, 11f–24e)	183,423,643	188,744,796																							
18 Total expenses Add lines 13–17 (must equal Part IX, column (A), line 25)	337,475,559	341,710,383																							
19 Revenue less expenses Subtract line 18 from line 12	54,807,063	56,261,350																							
Net Assets or Fund Balances	<table><tr><td></td><td>Beginning of Current Year</td><td>End of Year</td></tr><tr><td>20 Total assets (Part X, line 16)</td><td>643,605,908</td><td>358,427,252</td></tr><tr><td>21 Total liabilities (Part X, line 26)</td><td>11,525,436</td><td>160,324,598</td></tr><tr><td>22 Net assets or fund balances Subtract line 21 from line 20</td><td>632,080,472</td><td>198,102,654</td></tr></table>		Beginning of Current Year	End of Year	20 Total assets (Part X, line 16)	643,605,908	358,427,252	21 Total liabilities (Part X, line 26)	11,525,436	160,324,598	22 Net assets or fund balances Subtract line 21 from line 20	632,080,472	198,102,654												
	Beginning of Current Year	End of Year																							
20 Total assets (Part X, line 16)	643,605,908	358,427,252																							
21 Total liabilities (Part X, line 26)	11,525,436	160,324,598																							
22 Net assets or fund balances Subtract line 21 from line 20	632,080,472	198,102,654																							

Part II

Signature Block

Under penalties of perjury, I declare that I have examined this return, including accompanying schedules and statements, and to the best of my knowledge and belief, it is true, correct, and complete Declaration of preparer (other than officer) is based on all information of which preparer has any knowledge

Sign Here

Signature of officer

Bret D Johnson SVP & CFO

Date

2015-11-13

Print/Type preparer's name

Amy Bibby

Preparer's signature

Amy Bibby

Date

Check ☐ if self-employed

PTIN P00445891

Firm's name

DIXON HUGHES GOODMAN LLP

Firm's EIN

56-0747981

Firm's address

500 Ridgefield Court
Asheville, NC 28806

Phone no

(828) 254-2254

May the IRS discuss this return with the preparer shown above? (see instructions)

☒ Yes☐ No

For Paperwork Reduction Act Notice, see the separate instructions.

Cat No 11282Y

Form 990 (2014)

Check if Schedule O contains a response or note to any line in this Part III ☒

Healing all people with compassion, faith, and excellence

If "Yes," describe these new services on Schedule O

If "Yes," describe these changes on Schedule O

4 Describe the organization's program service accomplishments for each of its three largest program services, as measured by expenses. Section 501(c)(3) and 501(c)(4) organizations are required to report the amount of grants and allocations to others, the total expenses, and revenue, if any, for each program service reported.

4a (Code) (Expenses \$ 293,758,391 including grants of \$ 276,991) (Revenue \$ 391,313,816)

Roper Hospital builds on a long legacy of excellence. Founded in 1829 as the first community hospital in the Carolinas, Roper Hospital today is one of the most trusted names in the Lowcountry. In 2014, Roper Hospital contributed \$28,480,000 in community benefit. These benefits included charity care, unreimbursed Medicaid, and numerous sponsorships and community outreach programs (see Schedule H for additional details). Overall, the hospital contributed 20,700 volunteer staff hours for activities such as health fairs, career days and public programs that benefited over 52,000 individuals in the community. This commitment to service is part of Roper Hospital's culture. Our teammates participated in Dragon Boat races, which raise money for cancer survivor programs, National Wear Red Day, which supports the American Heart Association, Families for a Healthy Heart, free community programs that encourage wellness, and the Celebrity Chili Cook-off and Oyster Roast, which benefits the Charleston Animal Society, the state's largest animal rescue. Our teammates organized blood drives for the American Red Cross, signed Holiday Cards for Heroes, hosted a food truck to benefit the Coastal Crisis Chaplaincy, mentored students through the SCRUBS program that gives students the chance to learn about healthcare careers, and picked up tags from our Angel Tree, which provides gifts for needy teammates' children. Hospital leaders donated food for Backpack Buddies, which provides meals to needy children on the weekends. Our new Center for Biotechnological Research Institute also is heavily involved in Alzheimer's research and supports a team that works closely with the Lowcountry Alzheimer's Association. The hospital's volunteer coordinator, Lynne Steele, was named the "Volunteer Administrator of the Year" by the Lowcountry affiliate of the South Carolina Association of Volunteer Administrators.




















4b	(Code) (Expenses \$	including grants of \$) (Revenue \$)
Please see Schedule O for a detailed statement of Program Service Accomplishments Please visit our website for a detailed community benefit report at http://www.ropersaintfrancis.com/about_us/mission_and_community_activities/annualreport.aspx					

4c (Code) (Expenses \$ including grants of \$) (Revenue \$)

4d	Other program services (Describe in Schedule O)		
	(Expenses \$ _____ including grants of \$ _____) (Revenue \$ _____)		

4e	Total program service expenses	293,758,391
-----------	---------------------------------------	--------------------

Part IV Checklist of Required Schedules

	Yes	No
1 Is the organization described in section 501(c)(3) or 4947(a)(1) (other than a private foundation)? If "Yes," complete Schedule A 	1 Yes	
2 Is the organization required to complete Schedule B, Schedule of Contributors (see instructions)? 	2 Yes	
3 Did the organization engage in direct or indirect political campaign activities on behalf of or in opposition to candidates for public office? If "Yes," complete Schedule C, Part I 	3	No
4 Section 501(c)(3) organizations. Did the organization engage in lobbying activities, or have a section 501(h) election in effect during the tax year? If "Yes," complete Schedule C, Part II 	4 Yes	
5 Is the organization a section 501(c)(4), 501(c)(5), or 501(c)(6) organization that receives membership dues, assessments, or similar amounts as defined in Revenue Procedure 98-19? If "Yes," complete Schedule C, Part III 	5	No
6 Did the organization maintain any donor advised funds or any similar funds or accounts for which donors have the right to provide advice on the distribution or investment of amounts in such funds or accounts? If "Yes," complete Schedule D, Part I 	6	No
7 Did the organization receive or hold a conservation easement, including easements to preserve open space, the environment, historic land areas, or historic structures? If "Yes," complete Schedule D, Part II 	7	No
8 Did the organization maintain collections of works of art, historical treasures, or other similar assets? If "Yes," complete Schedule D, Part III 	8	No
9 Did the organization report an amount in Part X, line 21 for escrow or custodial account liability, serve as a custodian for amounts not listed in Part X, or provide credit counseling, debt management, credit repair, or debt negotiation services? If "Yes," complete Schedule D, Part IV 	9	No
10 Did the organization, directly or through a related organization, hold assets in temporarily restricted endowments, permanent endowments, or quasi-endowments? If "Yes," complete Schedule D, Part V 	10	No
11 If the organization's answer to any of the following questions is "Yes," then complete Schedule D, Parts VI, VII, VIII, IX, or X as applicable		
a Did the organization report an amount for land, buildings, and equipment in Part X, line 10? If "Yes," complete Schedule D, Part VI 	11a Yes	
b Did the organization report an amount for investments—other securities in Part X, line 12 that is 5% or more of its total assets reported in Part X, line 16? If "Yes," complete Schedule D, Part VII 	11b	No
c Did the organization report an amount for investments—program related in Part X, line 13 that is 5% or more of its total assets reported in Part X, line 16? If "Yes," complete Schedule D, Part VIII 	11c Yes	
d Did the organization report an amount for other assets in Part X, line 15 that is 5% or more of its total assets reported in Part X, line 16? If "Yes," complete Schedule D, Part IX 	11d	No
e Did the organization report an amount for other liabilities in Part X, line 25? If "Yes," complete Schedule D, Part X 	11e Yes	
f Did the organization's separate or consolidated financial statements for the tax year include a footnote that addresses the organization's liability for uncertain tax positions under FIN 48 (ASC 740)? If "Yes," complete Schedule D, Part X 	11f Yes	
12a Did the organization obtain separate, independent audited financial statements for the tax year? If "Yes," complete Schedule D, Parts XI and XII 	12a	No
b Was the organization included in consolidated, independent audited financial statements for the tax year? If "Yes," and if the organization answered "No" to line 12a, then completing Schedule D, Parts XI and XII is optional 	12b Yes	
13 Is the organization a school described in section 170(b)(1)(A)(ii)? If "Yes," complete Schedule E	13	No
14a Did the organization maintain an office, employees, or agents outside of the United States?	14a	No
b Did the organization have aggregate revenues or expenses of more than \$10,000 from grantmaking, fundraising, business, investment, and program service activities outside the United States, or aggregate foreign investments valued at \$100,000 or more? If "Yes," complete Schedule F, Parts I and IV	14b	No
15 Did the organization report on Part IX, column (A), line 3, more than \$5,000 of grants or other assistance to or for any foreign organization? If "Yes," complete Schedule F, Parts II and IV	15	No
16 Did the organization report on Part IX, column (A), line 3, more than \$5,000 of aggregate grants or other assistance to or for foreign individuals? If "Yes," complete Schedule F, Parts III and IV	16	No
17 Did the organization report a total of more than \$15,000 of expenses for professional fundraising services on Part IX, column (A), lines 6 and 11e? If "Yes," complete Schedule G, Part I (see instructions)	17	No
18 Did the organization report more than \$15,000 total of fundraising event gross income and contributions on Part VIII, lines 1c and 8a? If "Yes," complete Schedule G, Part II	18	No
19 Did the organization report more than \$15,000 of gross income from gaming activities on Part VIII, line 9a? If "Yes," complete Schedule G, Part III	19	No
20a Did the organization operate one or more hospital facilities? If "Yes," complete Schedule H 	20a Yes	
b If "Yes" to line 20a, did the organization attach a copy of its audited financial statements to this return? 	20b Yes	

Part IV

Checklist of Required Schedules (continued)

21	Did the organization report more than \$5,000 of grants or other assistance to any domestic organization or domestic government on Part IX, column (A), line 1? <i>If "Yes," complete Schedule I, Parts I and II</i>	21		No
22	Did the organization report more than \$5,000 of grants or other assistance to or for domestic individuals on Part IX, column (A), line 2? <i>If "Yes," complete Schedule I, Parts I and III</i>	22		No
23	Did the organization answer "Yes" to Part VII, Section A, line 3, 4, or 5 about compensation of the organization's current and former officers, directors, trustees, key employees, and highest compensated employees? <i>If "Yes," complete Schedule J</i>	23	Yes	
24a	Did the organization have a tax-exempt bond issue with an outstanding principal amount of more than \$100,000 as of the last day of the year, that was issued after December 31, 2002? <i>If "Yes," answer lines 24b through 24d and complete Schedule K. If "No," go to line 25a</i>	24a		No
b	Did the organization invest any proceeds of tax-exempt bonds beyond a temporary period exception?	24b		
c	Did the organization maintain an escrow account other than a refunding escrow at any time during the year to defease any tax-exempt bonds?	24c		
d	Did the organization act as an "on behalf of" issuer for bonds outstanding at any time during the year?	24d		
25a	Section 501(c)(3), 501(c)(4), and 501(c)(29) organizations. Did the organization engage in an excess benefit transaction with a disqualified person during the year? <i>If "Yes," complete Schedule L, Part I</i>	25a		No
b	Is the organization aware that it engaged in an excess benefit transaction with a disqualified person in a prior year, and that the transaction has not been reported on any of the organization's prior Forms 990 or 990-EZ? <i>If "Yes," complete Schedule L, Part I</i>	25b		No
26	Did the organization report any amount on Part X, line 5, 6, or 22 for receivables from or payables to any current or former officers, directors, trustees, key employees, highest compensated employees, or disqualified persons? <i>If "Yes," complete Schedule L, Part II</i>	26		No
27	Did the organization provide a grant or other assistance to an officer, director, trustee, key employee, substantial contributor or employee thereof, a grant selection committee member, or to a 35% controlled entity or family member of any of these persons? <i>If "Yes," complete Schedule L, Part III</i>	27		No
28	Was the organization a party to a business transaction with one of the following parties (see Schedule L, Part IV instructions for applicable filing thresholds, conditions, and exceptions)			
a	A current or former officer, director, trustee, or key employee? <i>If "Yes," complete Schedule L, Part IV</i>	28a		No
b	A family member of a current or former officer, director, trustee, or key employee? <i>If "Yes," complete Schedule L, Part IV</i>	28b	Yes	
c	An entity of which a current or former officer, director, trustee, or key employee (or a family member thereof) was an officer, director, trustee, or direct or indirect owner? <i>If "Yes," complete Schedule L, Part IV</i>	28c		No
29	Did the organization receive more than \$25,000 in non-cash contributions? <i>If "Yes," complete Schedule M</i>	29		No
30	Did the organization receive contributions of art, historical treasures, or other similar assets, or qualified conservation contributions? <i>If "Yes," complete Schedule M</i>	30		No
31	Did the organization liquidate, terminate, or dissolve and cease operations? <i>If "Yes," complete Schedule N, Part I</i>	31		No
32	Did the organization sell, exchange, dispose of, or transfer more than 25% of its net assets? <i>If "Yes," complete Schedule N, Part II</i>	32		No
33	Did the organization own 100% of an entity disregarded as separate from the organization under Regulations sections 301.7701-2 and 301.7701-3? <i>If "Yes," complete Schedule R, Part I</i>	33	Yes	
34	Was the organization related to any tax-exempt or taxable entity? <i>If "Yes," complete Schedule R, Part II, III, or IV, and Part V, line 1</i>	34	Yes	
35a	Did the organization have a controlled entity within the meaning of section 512(b)(13)?	35a	Yes	
b	If 'Yes' to line 35a, did the organization receive any payment from or engage in any transaction with a controlled entity within the meaning of section 512(b)(13)? <i>If "Yes," complete Schedule R, Part V, line 2</i>	35b	Yes	
36	Section 501(c)(3) organizations. Did the organization make any transfers to an exempt non-charitable related organization? <i>If "Yes," complete Schedule R, Part V, line 2</i>	36		No
37	Did the organization conduct more than 5% of its activities through an entity that is not a related organization and that is treated as a partnership for federal income tax purposes? <i>If "Yes," complete Schedule R, Part VI</i>	37		No
38	Did the organization complete Schedule O and provide explanations in Schedule O for Part VI, lines 11b and 19? Note. All Form 990 filers are required to complete Schedule O	38	Yes	

Part V

Statements Regarding Other IRS Filings and Tax Compliance

Check if Schedule O contains a response or note to any line in this Part V

		Yes	No
1a	Enter the number reported in Box 3 of Form 1096. Enter -0- if not applicable.		
1b	Enter the number of Forms W-2G included in line 1a. Enter -0- if not applicable.		
1c	Did the organization comply with backup withholding rules for reportable payments to vendors and reportable gaming (gambling) winnings to prize winners?		
2a	Enter the number of employees reported on Form W-3, Transmittal of Wage and Tax Statements, filed for the calendar year ending with or within the year covered by this return.		
2b	If at least one is reported on line 2a, did the organization file all required federal employment tax returns? Note. If the sum of lines 1a and 2a is greater than 250, you may be required to e-file (see instructions).	Yes	
3a	Did the organization have unrelated business gross income of \$1,000 or more during the year?	Yes	
3b	If "Yes," has it filed a Form 990-T for this year? If "No" to line 3b, provide an explanation in Schedule O.	Yes	
4a	At any time during the calendar year, did the organization have an interest in, or a signature or other authority over, a financial account in a foreign country (such as a bank account, securities account, or other financial account)?		No
b	If "Yes," enter the name of the foreign country: See instructions for filing requirements for FinCEN Form 114, Report of Foreign Bank and Financial Accounts (FBAR).		
5a	Was the organization a party to a prohibited tax shelter transaction at any time during the tax year?		No
5b	Did any taxable party notify the organization that it was or is a party to a prohibited tax shelter transaction?		No
5c	If "Yes," to line 5a or 5b, did the organization file Form 8886-T?		
6a	Does the organization have annual gross receipts that are normally greater than \$100,000, and did the organization solicit any contributions that were not tax deductible as charitable contributions?		No
6b	If "Yes," did the organization include with every solicitation an express statement that such contributions or gifts were not tax deductible?		
7	Organizations that may receive deductible contributions under section 170(c).		
7a	Did the organization receive a payment in excess of \$75 made partly as a contribution and partly for goods and services provided to the payor?		No
7b	If "Yes," did the organization notify the donor of the value of the goods or services provided?		
7c	Did the organization sell, exchange, or otherwise dispose of tangible personal property for which it was required to file Form 8282?		No
7d	If "Yes," indicate the number of Forms 8282 filed during the year.		
7e	Did the organization receive any funds, directly or indirectly, to pay premiums on a personal benefit contract?		No
7f	Did the organization, during the year, pay premiums, directly or indirectly, on a personal benefit contract?		No
7g	If the organization received a contribution of qualified intellectual property, did the organization file Form 8899 as required?		
7h	If the organization received a contribution of cars, boats, airplanes, or other vehicles, did the organization file a Form 1098-C?		
8	Sponsoring organizations maintaining donor advised funds. Did a donor advised fund maintained by the sponsoring organization have excess business holdings at any time during the year?		
9a	Did the sponsoring organization make any taxable distributions under section 4966?		
9b	Did the sponsoring organization make a distribution to a donor, donor advisor, or related person?		
10	Section 501(c)(7) organizations. Enter		
10a	Initiation fees and capital contributions included on Part VIII, line 12.		
10b	Gross receipts, included on Form 990, Part VIII, line 12, for public use of club facilities.		
11	Section 501(c)(12) organizations. Enter		
11a	Gross income from members or shareholders.		
11b	Gross income from other sources (Do not net amounts due or paid to other sources against amounts due or received from them).		
12a	Section 4947(a)(1) non-exempt charitable trusts. Is the organization filing Form 990 in lieu of Form 1041?		
12b	If "Yes," enter the amount of tax-exempt interest received or accrued during the year.		
13	Section 501(c)(29) qualified nonprofit health insurance issuers.		
13a	Is the organization licensed to issue qualified health plans in more than one state? Note. See the instructions for additional information the organization must report on Schedule O.		
13b	Enter the amount of reserves the organization is required to maintain by the states in which the organization is licensed to issue qualified health plans.		
13c	Enter the amount of reserves on hand.		
14a	Did the organization receive any payments for indoor tanning services during the tax year?		No
14b	If "Yes," has it filed a Form 720 to report these payments? If "No," provide an explanation in Schedule O.		

Part VI

Governance, Management, and Disclosure

For each "Yes" response to lines 2 through 7b below, and for a "No" response to lines 8a, 8b, or 10b below, describe the circumstances, processes, or changes in Schedule O. See instructions.

Check if Schedule O contains a response or note to any line in this Part VI

Section A. Governing Body and Management

		Yes	No
1a	Enter the number of voting members of the governing body at the end of the tax year		
	If there are material differences in voting rights among members of the governing body, or if the governing body delegated broad authority to an executive committee or similar committee, explain in Schedule O		
b	Enter the number of voting members included in line 1a, above, who are independent		
2	Did any officer, director, trustee, or key employee have a family relationship or a business relationship with any other officer, director, trustee, or key employee?	2	No
3	Did the organization delegate control over management duties customarily performed by or under the direct supervision of officers, directors or trustees, or key employees to a management company or other person?	3	Yes
4	Did the organization make any significant changes to its governing documents since the prior Form 990 was filed?	4	No
5	Did the organization become aware during the year of a significant diversion of the organization's assets?	5	No
6	Did the organization have members or stockholders?	6	Yes
7a	Did the organization have members, stockholders, or other persons who had the power to elect or appoint one or more members of the governing body?	7a	Yes
b	Are any governance decisions of the organization reserved to (or subject to approval by) members, stockholders, or persons other than the governing body?	7b	Yes
8	Did the organization contemporaneously document the meetings held or written actions undertaken during the year by the following		
a	The governing body?	8a	Yes
b	Each committee with authority to act on behalf of the governing body?	8b	Yes
9	Is there any officer, director, trustee, or key employee listed in Part VII, Section A, who cannot be reached at the organization's mailing address? If "Yes," provide the names and addresses in Schedule O	9	No

Section B. Policies

(This Section B requests information about policies not required by the Internal Revenue Code.)

		Yes	No
10a	Did the organization have local chapters, branches, or affiliates?	10a	No
b	If "Yes," did the organization have written policies and procedures governing the activities of such chapters, affiliates, and branches to ensure their operations are consistent with the organization's exempt purposes?	10b	
11a	Has the organization provided a complete copy of this Form 990 to all members of its governing body before filing the form?	11a	Yes
b	Describe in Schedule O the process, if any, used by the organization to review this Form 990		
12a	Did the organization have a written conflict of interest policy? If "No," go to line 13	12a	Yes
b	Were officers, directors, or trustees, and key employees required to disclose annually interests that could give rise to conflicts?	12b	Yes
c	Did the organization regularly and consistently monitor and enforce compliance with the policy? If "Yes," describe in Schedule O how this was done	12c	Yes
13	Did the organization have a written whistleblower policy?	13	Yes
14	Did the organization have a written document retention and destruction policy?	14	Yes
15	Did the process for determining compensation of the following persons include a review and approval by independent persons, comparability data, and contemporaneous substantiation of the deliberation and decision?		
a	The organization's CEO, Executive Director, or top management official	15a	Yes
b	Other officers or key employees of the organization	15b	Yes
	If "Yes" to line 15a or 15b, describe the process in Schedule O (see instructions)		
16a	Did the organization invest in, contribute assets to, or participate in a joint venture or similar arrangement with a taxable entity during the year?	16a	Yes
b	If "Yes," did the organization follow a written policy or procedure requiring the organization to evaluate its participation in joint venture arrangements under applicable federal tax law, and take steps to safeguard the organization's exempt status with respect to such arrangements?	16b	Yes

Section C. Disclosure

17	List the States with which a copy of this Form 990 is required to be filed	SC
18	Section 6104 requires an organization to make its Form 1023 (or 1024 if applicable), 990, and 990-T (501(c)(3)s only) available for public inspection. Indicate how you made these available. Check all that apply. <input type="checkbox"/> Own website <input checked="" type="checkbox"/> Another's website <input checked="" type="checkbox"/> Upon request <input type="checkbox"/> Other (explain in Schedule O)	
19	Describe in Schedule O whether (and if so, how) the organization made its governing documents, conflict of interest policy, and financial statements available to the public during the tax year	
20	State the name, address, and telephone number of the person who possesses the organization's books and records	
	The Finance Department	

Check if Schedule O contains a response or note to any line in this Part VII ☒

1a Complete this table for all persons required to be listed. Report compensation for the calendar year ending with or within the organization's tax year.

- List all of the organization's **current** officers, directors, trustees (whether individuals or organizations), regardless of amount of compensation. Enter -0- in columns (D), (E), and (F) if no compensation was paid.
- List all of the organization's **current** key employees, if any. See instructions for definition of "key employee."
- List the organization's five **current** highest compensated employees (other than an officer, director, trustee or key employee) who received reportable compensation (Box 5 of Form W-2 and/or Box 7 of Form 1099-MISC) of more than \$100,000 from the organization and any related organizations.
- List all of the organization's **former** officers, key employees, or highest compensated employees who received more than \$100,000 of reportable compensation from the organization and any related organizations.
- List all of the organization's **former directors or trustees** that received, in the capacity as a former director or trustee of the organization, more than \$10,000 of reportable compensation from the organization and any related organizations.

List persons in the following order: individual trustees or directors; institutional trustees; officers; key employees; highest compensated employees; and former such persons

☐ Check this box if neither the organization nor any related organization compensated any current officer, director, or trustee

[illegible]

Part VII

(A) Name and Title	(B) Average hours per week (list any hours for related organizations below dotted line)	(C) Position (do not check more than one box, unless person is both an officer and a director/trustee)						(D) Reportable compensation from the organization (W-2/1099-MISC)	(E) Reportable compensation from related organizations (W-2/1099-MISC)	(F) Estimated amount of other compensation from the organization and related organizations
		Individual trustee or director	Institutional Trustee	Officer	Key employee	Highest compensated employee	Former			

1b	Sub-Total			
c	Total from continuation sheets to Part VII, Section A			
d	Total (add lines 1b and 1c)	1,334,906	15,585,808	2,468,128

2 Total number of individuals (including but not limited to those listed above) who received more than \$100,000 of reportable compensation from the organization ▶123

		Yes	No
3	Did the organization list any former officer, director or trustee, key employee, or highest compensated employee on line 1a? <i>If "Yes," complete Schedule J for such individual</i>	3 Yes	
4	For any individual listed on line 1a, is the sum of reportable compensation and other compensation from the organization and related organizations greater than \$150,000? <i>If "Yes," complete Schedule J for such individual</i>	4 Yes	
5	Did any person listed on line 1a receive or accrue compensation from any unrelated organization or individual for services rendered to the organization? <i>If "Yes," complete Schedule J for such person</i>	5 Yes	

Section B. Independent Contractors

1 Complete this table for your five highest compensated independent contractors that received more than \$100,000 of compensation from the organization. Report compensation for the calendar year ending with or within the organization's tax year.

(A) Name and business address	(B) Description of services	(C) Compensation
Roper Emergency Physicians 639 McCutchen Street Charleston, SC 29412	Physician Fees	5,541,549
Morrison Management Specialists PO Box 102289 Atlanta, GA 303682289	Cafeteria Management	5,137,132
Anesthesia Assoc of Charleston PO Box 22206 Charleston, SC 29413	Anesthesia Services	3,519,652
Huron Consulting Services LLC 3005 Momentum Place Chicago, IL 606895330	Consulting	2,195,425
NBM Construction Co Inc PO Box 31027 Charleston, SC 29417	Construction	1,920,997

2 Total number of independent contractors (including but not limited to those listed above) who received more than \$100,000 of compensation from the organization ▶5

Part VIII

Statement of Revenue

Check if Schedule O contains a response or note to any line in this Part VIII

			(A) Total revenue	(B) Related or exempt function revenue	(C) Unrelated business revenue	(D) Revenue excluded from tax under sections 512-514
Contributions, Gifts, Grants and Other Similar Amounts	1a	Federated campaigns 1a				
	b	Membership dues 1b				
	c	Fundraising events 1c				
	d	Related organizations 1d	3,752,654			
	e	Government grants (contributions) 1e				
	f	All other contributions, gifts, grants, and similar amounts not included above 1f	34,000			
	g	Noncash contributions included in lines 1a-1f \$	16,180			
	h	Total. Add lines 1a-1f	3,786,654			
Program Service Revenue	2a	Net Patient Service				
		Business Code				
		621400	385,648,264	384,976,268	671,996	
	b	EHR Meaningful Use	1,333,499	1,333,499		
	c	Clinical Research	1,221,732	1,221,732		
	d	Cytology Net Income	337,114	337,114		
	e					
	f	All other program service revenue				
	g	Total. Add lines 2a-2f	388,540,609			
Other Revenue	3	Investment income (including dividends, interest, and other similar amounts)	73,763			73,763
	4	Income from investment of tax-exempt bond proceeds				
	5	Royalties				
	6a	(i) Real				
		(ii) Personal				
		226,216				
		0				
	b	Less rental expenses				
	c	Rental income or (loss)	226,216			
	d	Net rental income or (loss)	226,216			226,216
	7a	(i) Securities				
		(ii) Other				
		234,068				
		0				
	b	Less cost or other basis and sales expenses				
	c	Gain or (loss)	234,068			
	d	Net gain or (loss)	234,068			234,068
	8a	Gross income from fundraising events (not including \$ _____ of contributions reported on line 1c) See Part IV, line 18				
		a				
	b	Less direct expenses b	41,186			
	c	Net income or (loss) from fundraising events	-41,186			-41,186
	9a	Gross income from gaming activities See Part IV, line 19				
		a				
	b	Less direct expenses b				
	c	Net income or (loss) from gaming activities				
	10a	Gross sales of inventory, less returns and allowances				
		a	513,786			
	b	Less cost of goods sold b	293,235			
	c	Net income or (loss) from sales of inventory	220,551			220,551
		Miscellaneous Revenue				
		Business Code				
	11a	340B Prescription Drug Program	900099	2,773,207	2,773,207	
	b	Cafeteria & Vending	722210	1,516,513		1,516,513
	c	Miscellaneous Revenue	900099	641,338		641,338
	d	All other revenue				
	e	Total. Add lines 11a-11d	4,931,058			
	12	Total revenue. See Instructions	397,971,733	390,641,820	671,996	2,871,263

Part IX

Statement of Functional Expenses

Section 501(c)(3) and 501(c)(4) organizations must complete all columns. All other organizations must complete column (A).

Check if Schedule O contains a response or note to any line in this Part IX ☒

Do not include amounts reported on lines 6b, 7b, 8b, 9b, and 10b of Part VIII.		(A) Total expenses	(B) Program service expenses	(C) Management and general expenses	(D) Fundraising expenses
1	Grants and other assistance to domestic organizations and domestic governments. See Part IV, line 21.	276,991	276,991		
2	Grants and other assistance to domestic individuals. See Part IV, line 22.				
3	Grants and other assistance to foreign organizations, foreign governments, and foreign individuals. See Part IV, lines 15 and 16.				
4	Benefits paid to or for members.				
5	Compensation of current officers, directors, trustees, and key employees.	1,271,401	157,814	1,113,587	
6	Compensation not included above, to disqualified persons (as defined under section 4958(f)(1)) and persons described in section 4958(c)(3)(B).	256,560	256,560		
7	Other salaries and wages.	128,454,151	99,477,415	28,976,736	
8	Pension plan accruals and contributions (include section 401(k) and 403(b) employer contributions).	3,491,550	2,703,925	787,625	
9	Other employee benefits.	12,969,961	10,044,192	2,925,769	
10	Payroll taxes.	6,244,973	4,836,230	1,408,743	
11	Fees for services (non-employees):				
a	Management.	3,503,836	2,722,480	781,356	
b	Legal.	309,298		309,298	
c	Accounting.	168,214		168,214	
d	Lobbying.	51,137		51,137	
e	Professional fundraising services. See Part IV, line 17.				
f	Investment management fees.				
g	Other (If line 11g amount exceeds 10% of line 25, column (A) amount, list line 11g expenses on Schedule O).	27,857,824	24,911,285	2,946,539	
12	Advertising and promotion.	1,379,584	1,070,453	309,131	
13	Office expenses.	21,773,596	17,011,899	4,761,697	
14	Information technology.	755,543		755,543	
15	Royalties.				
16	Occupancy.	10,049,332	9,472,714	576,618	
17	Travel.	481,149		481,149	
18	Payments of travel or entertainment expenses for any federal, state, or local public officials.				
19	Conferences, conventions, and meetings.	571,217		571,217	
20	Interest.	3,372,747	3,372,747		
21	Payments to affiliates.				
22	Depreciation, depletion, and amortization.	18,338,254	18,338,254		
23	Insurance.	1,810,667	1,129,355	681,312	
24	Other expenses. Itemize expenses not covered above (List miscellaneous expenses in line 24e. If line 24e amount exceeds 10% of line 25, column (A) amount, list line 24e expenses on Schedule O):				
a	UBI taxes.	82,371		82,371	
b	Medical supplies.	66,199,452	66,199,452		
c	Bad debt expense.	17,424,747	17,424,747		
d	Medical DSH tax.	9,658,002	9,658,002		
e	All other expenses.	4,957,826	4,693,876	263,950	
25	Total functional expenses. Add lines 1 through 24e.	341,710,383	293,758,391	47,951,992	0
26	Joint costs. Complete this line only if the organization reported in column (B) joint costs from a combined educational campaign and fundraising solicitation. Check here <input type="checkbox"/> if following SOP 98-2 (ASC 958-720).				

Part X

Balance Sheet

Check if Schedule O contains a response or note to any line in this Part X

				(A)		(B)	
				Beginning of year		End of year	
Assets	1	Cash—non-interest-bearing		7,425	1	6,379	
	2	Savings and temporary cash investments			2		
	3	Pledges and grants receivable, net			3		
	4	Accounts receivable, net		53,623,261	4	54,566,380	
	5	Loans and other receivables from current and former officers, directors, trustees, key employees, and highest compensated employees Complete Part II of Schedule L			5		
	6	Loans and other receivables from other disqualified persons (as defined under section 4958(f)(1)), persons described in section 4958(c)(3)(B), and contributing employers and sponsoring organizations of section 501(c)(9) voluntary employees' beneficiary organizations (see instructions) Complete Part II of Schedule L			6		
	7	Notes and loans receivable, net			7		
	8	Inventories for sale or use		6,201,925	8	6,470,925	
	9	Prepaid expenses and deferred charges		2,119,319	9	1,999,214	
	10a	Land, buildings, and equipment cost or other basis Complete Part VI of Schedule D	10a	382,133,048			
	b	Less accumulated depreciation	10b	218,211,789	158,041,325	10c	163,921,259
	11	Investments—publicly traded securities			11		
	12	Investments—other securities See Part IV, line 11			12		
	13	Investments—program-related See Part IV, line 11		406,323,920	13	109,414,751	
	14	Intangible assets		11,124,499	14	11,124,499	
	15	Other assets See Part IV, line 11		6,164,234	15	10,923,845	
16	Total assets. Add lines 1 through 15 (must equal line 34)		643,605,908	16	358,427,252		
Liabilities	17	Accounts payable and accrued expenses		1,082,652	17	968,023	
	18	Grants payable			18		
	19	Deferred revenue		72,540	19	62,718	
	20	Tax-exempt bond liabilities			20	151,138,742	
	21	Escrow or custodial account liability Complete Part IV of Schedule D			21		
	22	Loans and other payables to current and former officers, directors, trustees, key employees, highest compensated employees, and disqualified persons Complete Part II of Schedule L			22		
	23	Secured mortgages and notes payable to unrelated third parties			23		
	24	Unsecured notes and loans payable to unrelated third parties		1,180,821	24	625,619	
	25	Other liabilities (including federal income tax, payables to related third parties, and other liabilities not included on lines 17-24) Complete Part X of Schedule D		9,189,423	25	7,529,496	
	26	Total liabilities. Add lines 17 through 25		11,525,436	26	160,324,598	
Net Assets or Fund Balances	Organizations that follow SFAS 117 (ASC 958), check here <input checked="" type="checkbox"/> and complete lines 27 through 29, and lines 33 and 34.						
	27	Unrestricted net assets		632,080,472	27	198,102,654	
	28	Temporarily restricted net assets			28		
	29	Permanently restricted net assets			29		
	Organizations that do not follow SFAS 117 (ASC 958), check here <input type="checkbox"/> and complete lines 30 through 34.						
	30	Capital stock or trust principal, or current funds			30		
	31	Paid-in or capital surplus, or land, building or equipment fund			31		
	32	Retained earnings, endowment, accumulated income, or other funds			32		
	33	Total net assets or fund balances		632,080,472	33	198,102,654	
	34	Total liabilities and net assets/fund balances		643,605,908	34	358,427,252	

Part XI Reconciliation of Net Assets

Check if Schedule O contains a response or note to any line in this Part XI

1	Total revenue (must equal Part VIII, column (A), line 12)	1	397,971,733
2	Total expenses (must equal Part IX, column (A), line 25)	2	341,710,383
3	Revenue less expenses Subtract line 2 from line 1	3	56,261,350
4	Net assets or fund balances at beginning of year (must equal Part X, line 33, column (A))	4	632,080,472
5	Net unrealized gains (losses) on investments	5	
6	Donated services and use of facilities	6	
7	Investment expenses	7	
8	Prior period adjustments	8	
9	Other changes in net assets or fund balances (explain in Schedule O)	9	-490,239,168
10	Net assets or fund balances at end of year Combine lines 3 through 9 (must equal Part X, line 33, column (B))	10	198,102,654

Part XII Financial Statements and Reporting

Check if Schedule O contains a response or note to any line in this Part XII

		Yes	No
1	Accounting method used to prepare the Form 990 <input type="checkbox"/> Cash <input checked="" type="checkbox"/> Accrual <input type="checkbox"/> Other _____ If the organization changed its method of accounting from a prior year or checked "Other," explain in Schedule O		
2a	Were the organization's financial statements compiled or reviewed by an independent accountant? If "Yes," check a box below to indicate whether the financial statements for the year were compiled or reviewed on a separate basis, consolidated basis, or both <input type="checkbox"/> Separate basis <input type="checkbox"/> Consolidated basis <input type="checkbox"/> Both consolidated and separate basis	2a	No
2b	Were the organization's financial statements audited by an independent accountant? If "Yes," check a box below to indicate whether the financial statements for the year were audited on a separate basis, consolidated basis, or both <input type="checkbox"/> Separate basis <input checked="" type="checkbox"/> Consolidated basis <input type="checkbox"/> Both consolidated and separate basis	2b	Yes
2c	If "Yes," to line 2a or 2b, does the organization have a committee that assumes responsibility for oversight of the audit, review, or compilation of its financial statements and selection of an independent accountant? If the organization changed either its oversight process or selection process during the tax year, explain in Schedule O	2c	Yes
3a	As a result of a federal award, was the organization required to undergo an audit or audits as set forth in the Single Audit Act and OMB Circular A-133?	3a	No
3b	If "Yes," did the organization undergo the required audit or audits? If the organization did not undergo the required audit or audits, explain why in Schedule O and describe any steps taken to undergo such audits	3b	

Additional Data

Software ID:

Software Version:

EIN: 57-0828733

Name: Roper Hospital Inc

Form 990, Part VII - Compensation of Officers, Directors, Trustees, Key Employees, Highest Compensated Employees, and Independent Contractors

(A) Name and Title	(B) Average hours per week (list any hours for related organizations below dotted line)	(C) Position (do not check more than one box, unless person is both an officer and a director/trustee)						(D) Reportable compensation from the organization (W-2/1099-MISC)	(E) Reportable compensation from related organizations (W-2/1099-MISC)	(F) Estimated amount of other compensation from the organization and related organizations
		Individual trustee or director	Institutional Trustee	Officer	Key employee	Highest compensated employee	Former			
(1) John M Jordan Chair (See Sch O)	0 50 2 50	X						0	324,425	29,636
(1) Stanley Wilson MD Vice Chair (See Sch O)	0 50 49 50	X						0	572,182	49,623
(2) Sister Anne Lutz Board Member	0 50 2 50	X						0	0	0
(3) Richard Statuto Board Member	0 50 2 50	X						0	0	0
(4) Joseph G Piemont Board Member	0 50 2 50	X						0	0	0
(5) Katherine Duffy PhD Board Member	0 50 2 50	X						0	0	0
(6) Roberta Pinckney Board Member	0 50 2 50	X						0	0	0
(7) Shannon Honney MD Board Member (See Sch O)	0 50 49 50	X						0	220,816	19,405
(8) Julius R Ivester MD Board Member (through June)	0 50 2 50	X						0	0	0
(9) Brian Cuddy MD Board Member (from July)(See Sch O)	0 50 49 50	X						19,000	963,399	58,684
(10) Alison E Dillon MD Board Member (See Sch O)	0 50 2 50	X						0	57,455	0
(11) Angress Walker Board Member	0 50 2 50	X						0	0	0
(12) Mary Thornley Board Member	0 50 2 50	X						0	0	0
(13) Wills C Geils MD Board Member (See Sch O)	0 50 2 50	X						10,352	21,915	0
(14) David Dunlap President & CEO of CAHS	1 00 49 00			X				0	1,167,999	250,028
(15) Matthew Severance CEO/Secretary	47 00 3 00			X				736,801	0	194,372
(16) Steven Shapiro MD CMO & VP Med Affairs	1 00 49 00			X				0	622,233	109,792
(17) Bret Johnson CFO & SVP / Treasurer	1 00 49 00			X				0	669,558	202,137
(18) Allen Carroll SVP of Operations	1 00 49 00			X				0	575,491	157,960
(19) Douglas Bowling CSO & VP	1 00 49 00			X				0	507,941	149,153
(20) John Sullivan VP Operations	1 00 49 00			X				0	395,084	189,764
(21) Gregory Edwards VP & General Council	1 00 49 00			X				0	501,631	128,056
(22) H Douglas Harrison VP Human Resources (through March)	1 00 49 00			X				0	244,199	58,829
(23) Melanie Stith VP Human Resources (from April)	1 00 49 00			X				0	201,787	51,673
(24) Michael Taylor CIO & VP (through April)	1 00 49 00			X				0	526,676	60,774

Form 990, Part VII - Compensation of Officers, Directors, Trustees, Key Employees, Highest Compensated Employees, and Independent Contractors										
(A) Name and Title	(B) Average hours per week (list any hours for related organizations below dotted line)	(C) Position (do not check more than one box, unless person is both an officer and a director/trustee)						(D) Reportable compensation from the organization (W-2/1099-MISC)	(E) Reportable compensation from related organizations (W-2/1099-MISC)	(F) Estimated amount of other compensation from the organization and related organizations
		Individual trustee or director	Institutional Trustee	Officer	Key employee	Highest compensated employee	Former			
(26) Melinda Cardell CIO & VP (from April)	1 00 49 00			X				0	215,340	23,245
(1) Carolyn Donohue VP Nursing/ Senior Nurse Exec RHI	47 00 3 00			X				209,491	0	33,373
(2) Pennie Peralta VP Nursing/ Sr Nurse Exec SFX	1 00 49 00			X				0	264,694	69,882
(3) Diana Topjian VP Nursing/Sr Exec MPH (thru March)	1 00 49 00			X				1,024	123,212	1,353
(4) Tavia Buck VP Nursing/Sr Exec MPH (from April)	1 00 49 00			X				0	120,342	18,627
(5) Mark Dickson VP Mission	1 00 49 00			X				0	203,721	67,422
(6) Todd Shuman MD VP & CQO	1 00 49 00			X				128,462	260,817	70,191
(7) R Levern Livingston MD Roper Board Chair	1 00 49 00			X				0	144,092	7,917
(8) John Walters MD Roper Board Vice Chair	1 00 0 00			X				0	0	0
(9) Susan Bennett Asso Nurse Executive	50 00 0 00				X			166,271	0	7,911
(10) Wanda Brockmeyer Director of Emergency Services	1 00 49 00				X			0	184,933	20,318
(11) Peter DiNicola Director of Plant Engineering	1 00 49 00				X			0	235,552	19,034
(12) John M Grayson MD Dir of Heart Ctr	9 00 50 00				X			0	378,728	30,533
(13) Joan Wherley Director of Imaging Services	1 00 49 00				X			0	179,878	34,676
(14) George Khoury MD Physician	1 00 49 00					X		11,500	1,252,465	62,894
(15) John Steichen MD Physician	1 00 49 00					X		15,500	1,155,530	60,910
(16) Stephen Rawe MD Physician	1 00 49 00					X		15,000	1,111,110	48,765
(17) John McCrosson MD Physician	1 00 49 00					X		4,005	1,037,137	79,793
(18) Morgan Stuart MD Physician	1 00 49 00					X		17,500	929,199	60,108
(19) Francis Wyckoff Jr Director of Pharmacy (Former Key EE)	1 00 49 00						X	0	216,267	41,290

SCHEDULE A
(Form 990 or 990EZ)

Department of the
Treasury
Internal Revenue Service

Public Charity Status and Public Support

Complete if the organization is a section 501(c)(3) organization or a section 4947(a)(1) nonexempt charitable trust.
▶ Attach to Form 990 or Form 990-EZ.
▶ Information about Schedule A (Form 990 or 990-EZ) and its instructions is at www.irs.gov/form990.

OMB No 1545-0047

2014

Open to Public Inspection

Name of the organization Roper Hospital Inc	Employer identification number 57-0828733
--	--

Part I

Reason for Public Charity Status (All organizations must complete this part.) See instructions.

The organization is not a private foundation because it is (For lines 1 through 11, check only one box)

1

☐

A church, convention of churches, or association of churches described in **section 170(b)(1)(A)(i).**

2

☐

A school described in **section 170(b)(1)(A)(ii).** (Attach Schedule E)

3

☒

A hospital or a cooperative hospital service organization described in **section 170(b)(1)(A)(iii).**

4

☐

A medical research organization operated in conjunction with a hospital described in **section 170(b)(1)(A)(iii).** Enter the hospital's name, city, and state _____

5

☐

An organization operated for the benefit of a college or university owned or operated by a governmental unit described in **section 170(b)(1)(A)(iv).** (Complete Part II)

6

☐

A federal, state, or local government or governmental unit described in **section 170(b)(1)(A)(v).**

7

☐

An organization that normally receives a substantial part of its support from a governmental unit or from the general public described in **section 170(b)(1)(A)(vi).** (Complete Part II)

8

☐

A community trust described in **section 170(b)(1)(A)(vi)** (Complete Part II)

9

☐

An organization that normally receives (1) more than 33 1/3% of its support from contributions, membership fees, and gross receipts from activities related to its exempt functions—subject to certain exceptions, and (2) no more than 33 1/3% of its support from gross investment income and unrelated business taxable income (less section 511 tax) from businesses acquired by the organization after June 30, 1975 See **section 509(a)(2).** (Complete Part III)

10

☐

An organization organized and operated exclusively to test for public safety See **section 509(a)(4).**

11

☐

An organization organized and operated exclusively for the benefit of, to perform the functions of, or to carry out the purposes of one or more publicly supported organizations described in section 509(a)(1) or section 509(a)(2) See **section 509(a)(3).** Check the box in lines 11a through 11d that describes the type of supporting organization and complete lines 11e, 11f, and 11g

a

☐

Type I. A supporting organization operated, supervised, or controlled by its supported organization(s), typically by giving the supported organization(s) the power to regularly appoint or elect a majority of the directors or trustees of the supporting organization **You must complete Part IV, Sections A and B.**

b

☐

Type II. A supporting organization supervised or controlled in connection with its supported organization(s), by having control or management of the supporting organization vested in the same persons that control or manage the supported organization(s) **You must complete Part IV, Sections A and C.**

c

☐

Type III functionally integrated. A supporting organization operated in connection with, and functionally integrated with, its supported organization(s) (see instructions) **You must complete Part IV, Sections A, D, and E.**

d

☐

Type III non-functionally integrated. A supporting organization operated in connection with its supported organization(s) that is not functionally integrated The organization generally must satisfy a distribution requirement and an attentiveness requirement (see instructions) **You must complete Part IV, Sections A and D, and Part V.**

e

☐

Check this box if the organization received a written determination from the IRS that it is a Type I, Type II, Type III functionally integrated, or Type III non-functionally integrated supporting organization

f

Enter the number of supported organizations _____

g

Provide the following information about the supported organization(s)

(i)Name of supported organization	(ii) EIN	(iii) Type of organization (described on lines 1- 9 above or IRC section (see instructions))	(iv) Is the organization listed in your governing document?		(v) Amount of monetary support (see instructions)	(vi) Amount of other support (see instructions)
			Yes	No		
Total						

Part II

Support Schedule for Organizations Described in Sections 170(b)(1)(A)(iv) and 170(b)(1)(A)(vi)
(Complete only if you checked the box on line 5, 7, or 8 of Part I or if the organization failed to qualify under Part III. If the organization fails to qualify under the tests listed below, please complete Part III.)

Section A. Public Support						
Calendar year (or fiscal year beginning in) ▶	(a) 2010	(b) 2011	(c) 2012	(d) 2013	(e) 2014	(f) Total
1 Gifts, grants, contributions, and membership fees received (Do not include any "unusual grants.")						
2 Tax revenues levied for the organization's benefit and either paid to or expended on its behalf						
3 The value of services or facilities furnished by a governmental unit to the organization without charge						
4 Total. Add lines 1 through 3						
5 The portion of total contributions by each person (other than a governmental unit or publicly supported organization) included on line 1 that exceeds 2% of the amount shown on line 11, column (f)						
6 Public support. Subtract line 5 from line 4						

Section B. Total Support						
Calendar year (or fiscal year beginning in) ▶	(a) 2010	(b) 2011	(c) 2012	(d) 2013	(e) 2014	(f) Total
7 Amounts from line 4						
8 Gross income from interest, dividends, payments received on securities loans, rents, royalties and income from similar sources						
9 Net income from unrelated business activities, whether or not the business is regularly carried on						
10 Other income Do not include gain or loss from the sale of capital assets (Explain in Part VI)						
11 Total support Add lines 7 through 10						
12 Gross receipts from related activities, etc (see instructions)					12	
13 First five years. If the Form 990 is for the organization's first, second, third, fourth, or fifth tax year as a section 501(c)(3) organization, check this box and stop here						▶

Section C. Computation of Public Support Percentage						
14 Public support percentage for 2014 (line 6, column (f) divided by line 11, column (f))		14				
15 Public support percentage for 2013 Schedule A, Part II, line 14		15				
16a 33 1/3% support test—2014. If the organization did not check the box on line 13, and line 14 is 33 1/3% or more, check this box and stop here. The organization qualifies as a publicly supported organization						▶
b 33 1/3% support test—2013. If the organization did not check a box on line 13 or 16a, and line 15 is 33 1/3% or more, check this box and stop here. The organization qualifies as a publicly supported organization						▶
17a 10%-facts-and-circumstances test—2014. If the organization did not check a box on line 13, 16a, or 16b, and line 14 is 10% or more, and if the organization meets the "facts-and-circumstances" test, check this box and stop here. Explain in Part VI how the organization meets the "facts-and-circumstances" test The organization qualifies as a publicly supported organization						▶
b 10%-facts-and-circumstances test—2013. If the organization did not check a box on line 13, 16a, 16b, or 17a, and line 15 is 10% or more, and if the organization meets the "facts-and-circumstances" test, check this box and stop here. Explain in Part VI how the organization meets the "facts-and-circumstances" test The organization qualifies as a publicly supported organization						▶
18 Private foundation. If the organization did not check a box on line 13, 16a, 16b, 17a, or 17b, check this box and see instructions						▶

Part IIISupport Schedule for Organizations Described in Section 509(a)(2)

(Complete only if you checked the box on line 9 of Part I or if the organization failed to qualify under Part II. If the organization fails to qualify under the tests listed below, please complete Part II.)

Section A. Public Support						
Calendar year (or fiscal year beginning in) ▶	(a) 2010	(b) 2011	(c) 2012	(d) 2013	(e) 2014	(f) Total
1 Gifts, grants, contributions, and membership fees received (Do not include any "unusual grants.")						
2 Gross receipts from admissions, merchandise sold or services performed, or facilities furnished in any activity that is related to the organization's tax-exempt purpose						
3 Gross receipts from activities that are not an unrelated trade or business under section 513						
4 Tax revenues levied for the organization's benefit and either paid to or expended on its behalf						
5 The value of services or facilities furnished by a governmental unit to the organization without charge						
6 Total. Add lines 1 through 5						
7a Amounts included on lines 1, 2, and 3 received from disqualified persons						
b Amounts included on lines 2 and 3 received from other than disqualified persons that exceed the greater of \$5,000 or 1% of the amount on line 13 for the year						
c Add lines 7a and 7b						
8 Public support (Subtract line 7c from line 6.)						

Section B. Total Support						
Calendar year (or fiscal year beginning in) ▶	(a) 2010	(b) 2011	(c) 2012	(d) 2013	(e) 2014	(f) Total
9 Amounts from line 6						
10a Gross income from interest, dividends, payments received on securities loans, rents, royalties and income from similar sources						
b Unrelated business taxable income (less section 511 taxes) from businesses acquired after June 30, 1975						
c Add lines 10a and 10b						
11 Net income from unrelated business activities not included in line 10b, whether or not the business is regularly carried on						
12 Other income. Do not include gain or loss from the sale of capital assets (Explain in Part VI.)						
13 Total support. (Add lines 9, 10c, 11, and 12.)						
14 First five years. If the Form 990 is for the organization's first, second, third, fourth, or fifth tax year as a section 501(c)(3) organization, check this box and stop here ▶						

Section C. Computation of Public Support Percentage		
15 Public support percentage for 2014 (line 8, column (f) divided by line 13, column (f))	15	
16 Public support percentage from 2013 Schedule A, Part III, line 15	16	

Section D. Computation of Investment Income Percentage		
17 Investment income percentage for 2014 (line 10c, column (f) divided by line 13, column (f))	17	
18 Investment income percentage from 2013 Schedule A, Part III, line 17	18	
19a 33 1/3% support tests—2014. If the organization did not check the box on line 14, and line 15 is more than 33 1/3%, and line 17 is not more than 33 1/3%, check this box and stop here. The organization qualifies as a publicly supported organization ▶		
b 33 1/3% support tests—2013. If the organization did not check a box on line 14 or line 19a, and line 16 is more than 33 1/3% and line 18 is not more than 33 1/3%, check this box and stop here. The organization qualifies as a publicly supported organization ▶		
20 Private foundation. If the organization did not check a box on line 14, 19a, or 19b, check this box and see instructions ▶		

Part IV Supporting Organizations

(Complete only if you checked a box on line 11 of Part I. If you checked 11a of Part I, complete Sections A and B. If you checked 11b of Part I, complete Sections A and C. If you checked 11c of Part I, complete Sections A, D, and E. If you checked 11d of Part I, complete Sections A and D, and complete Part V.)

Section A. All Supporting Organizations

	Yes	No
1 Are all of the organization's supported organizations listed by name in the organization's governing documents? If "No," describe in Part VI how the supported organizations are designated. If designated by class or purpose, describe the designation. If historic and continuing relationship, explain.	1	
2 Did the organization have any supported organization that does not have an IRS determination of status under section 509(a)(1) or (2)? If "Yes," explain in Part VI how the organization determined that the supported organization was described in section 509(a)(1) or (2).	2	
3a Did the organization have a supported organization described in section 501(c)(4), (5), or (6)? If "Yes," answer (b) and (c) below.	3a	
b Did the organization confirm that each supported organization qualified under section 501(c)(4), (5), or (6) and satisfied the public support tests under section 509(a)(2)? If "Yes," describe in Part VI when and how the organization made the determination.	3b	
c Did the organization ensure that all support to such organizations was used exclusively for section 170(c)(2)(B) purposes? If "Yes," explain in Part VI what controls the organization put in place to ensure such use.	3c	
4a Was any supported organization not organized in the United States ("foreign supported organization")? If "Yes" and if you checked 11a or 11b in Part I, answer (b) and (c) below.	4a	
b Did the organization have ultimate control and discretion in deciding whether to make grants to the foreign supported organization? If "Yes," describe in Part VI how the organization had such control and discretion despite being controlled or supervised by or in connection with its supported organizations.	4b	
c Did the organization support any foreign supported organization that does not have an IRS determination under sections 501(c)(3) and 509(a)(1) or (2)? If "Yes," explain in Part VI what controls the organization used to ensure that all support to the foreign supported organization was used exclusively for section 170(c)(2)(B) purposes.	4c	
5a Did the organization add, substitute, or remove any supported organizations during the tax year? If "Yes," answer (b) and (c) below (if applicable). Also, provide detail in Part VI, including (i) the names and EIN numbers of the supported organizations added, substituted, or removed, (ii) the reasons for each such action, (iii) the authority under the organization's organizing document authorizing such action, and (iv) how the action was accomplished (such as by amendment to the organizing document).	5a	
b Type I or Type II only. Was any added or substituted supported organization part of a class already designated in the organization's organizing document?	5b	
c Substitutions only. Was the substitution the result of an event beyond the organization's control?	5c	
6 Did the organization provide support (whether in the form of grants or the provision of services or facilities) to anyone other than (a) its supported organizations, (b) individuals that are part of the charitable class benefited by one or more of its supported organizations, or (c) other supporting organizations that also support or benefit one or more of the filing organization's supported organizations? If "Yes," provide detail in Part VI .	6	
7 Did the organization provide a grant, loan, compensation, or other similar payment to a substantial contributor (defined in IRC 4958(c)(3)(C)), a family member of a substantial contributor, or a 35-percent controlled entity with regard to a substantial contributor? If "Yes," complete Part I of Schedule L (Form 990).	7	
8 Did the organization make a loan to a disqualified person (as defined in section 4958) not described in line 7? If "Yes," complete Part II of Schedule L (Form 990).	8	
9a Was the organization controlled directly or indirectly at any time during the tax year by one or more disqualified persons as defined in section 4946 (other than foundation managers and organizations described in section 509(a)(1) or (2))? If "Yes," provide detail in Part VI .	9a	
b Did one or more disqualified persons (as defined in line 9(a)) hold a controlling interest in any entity in which the supporting organization had an interest? If "Yes," provide detail in Part VI .	9b	
c Did a disqualified person (as defined in line 9(a)) have an ownership interest in, or derive any personal benefit from, assets in which the supporting organization also had an interest? If "Yes," provide detail in Part VI .	9c	
10a Was the organization subject to the excess business holdings rules of IRC 4943 because of IRC 4943(f) (regarding certain Type II supporting organizations, and all Type III non-functionally integrated supporting organizations)? If "Yes," answer b below.	10a	
b Did the organization have any excess business holdings in the tax year? (Use Schedule C, Form 4720, to determine whether the organization had excess business holdings).	10b	
11 Has the organization accepted a gift or contribution from any of the following persons?		
a A person who directly or indirectly controls, either alone or together with persons described in (b) and (c) below, the governing body of a supported organization?	11a	
b A family member of a person described in (a) above?	11b	
c A 35% controlled entity of a person described in (a) or (b) above? If "Yes" to a, b, or c, provide detail in Part VI.	11c	

Part IV

Supporting Organizations (continued)

Section B. Type I Supporting Organizations

	Yes	No
1 Did the directors, trustees, or membership of one or more supported organizations have the power to regularly appoint or elect at least a majority of the organization's directors or trustees at all times during the tax year? If "No," describe in Part VI how the supported organization(s) effectively operated, supervised, or controlled the organization's activities. If the organization had more than one supported organization, describe how the powers to appoint and/or remove directors or trustees were allocated among the supported organizations and what conditions or restrictions, if any, applied to such powers during the tax year.		
2 Did the organization operate for the benefit of any supported organization other than the supported organization(s) that operated, supervised, or controlled the supporting organization? If "Yes," explain in Part VI how providing such benefit carried out the purposes of the supported organization(s) that operated, supervised or controlled the supporting organization.		

Section C. Type II Supporting Organizations

	Yes	No
1 Were a majority of the organization's directors or trustees during the tax year also a majority of the directors or trustees of each of the organization's supported organization(s)? If "No," describe in Part VI how control or management of the supporting organization was vested in the same persons that controlled or managed the supported organization(s).		

Section D. All Type III Supporting Organizations

	Yes	No
1 Did the organization provide to each of its supported organizations, by the last day of the fifth month of the organization's tax year, (1) a written notice describing the type and amount of support provided during the prior tax year, (2) a copy of the Form 990 that was most recently filed as of the date of notification, and (3) copies of the organization's governing documents in effect on the date of notification, to the extent not previously provided?		
2 Were any of the organization's officers, directors, or trustees either (i) appointed or elected by the supported organization(s) or (ii) serving on the governing body of a supported organization? If "No," explain in Part VI how the organization maintained a close and continuous working relationship with the supported organization(s).		
3 By reason of the relationship described in (2), did the organization's supported organizations have a significant voice in the organization's investment policies and in directing the use of the organization's income or assets at all times during the tax year? If "Yes," describe in Part VI the role the organization's supported organizations played in this regard.		

Section E. Type III Functionally-Integrated Supporting Organizations

1 Check the box next to the method that the organization used to satisfy the Integral Part Test during the year (see instructions)			
a <input type="checkbox"/> The organization satisfied the Activities Test. Complete line 2 below.			
b <input type="checkbox"/> The organization is the parent of each of its supported organizations. Complete line 3 below.			
c <input type="checkbox"/> The organization supported a governmental entity. Describe in Part VI how you supported a government entity (see instructions).			
2 <u>Activities Test</u> Answer (a) and (b) below.			
a Did substantially all of the organization's activities during the tax year directly further the exempt purposes of the supported organization(s) to which the organization was responsive? If "Yes," then in Part VI identify those supported organizations and explain how these activities directly furthered their exempt purposes, how the organization was responsive to those supported organizations, and how the organization determined that these activities constituted substantially all of its activities.	2a		
b Did the activities described in (a) constitute activities that, but for the organization's involvement, one or more of the organization's supported organization(s) would have been engaged in? If "Yes," explain in Part VI the reasons for the organization's position that its supported organization(s) would have engaged in these activities but for the organization's involvement.	2b		
3 <u>Parent of Supported Organizations</u> Answer (a) and (b) below.			
a Did the organization have the power to regularly appoint or elect a majority of the officers, directors, or trustees of each of the supported organizations? Provide details in Part VI.	3a		
b Did the organization exercise a substantial degree of direction over the policies, programs and activities of each of its supported organizations? If "Yes," describe in Part VI the role played by the organization in this regard.	3b		

Part V – Type III Non-Functionally Integrated 509(a)(3) Supporting Organizations

1 ☐ Check here if the organization satisfied the Integral Part Test as a qualifying trust on Nov 20, 1970 **See instructions.** All other Type III non-functionally integrated supporting organizations must complete Sections A through E

Section A - Adjusted Net Income		(A) Prior Year	(B) Current Year (optional)
1	Net short-term capital gain	1	
2	Recoveries of prior-year distributions	2	
3	Other gross income (see instructions)	3	
4	Add lines 1 through 3	4	
5	Depreciation and depletion	5	
6	Portion of operating expenses paid or incurred for production or collection of gross income or for management, conservation, or maintenance of property held for production of income (see instructions)	6	
7	Other expenses (see instructions)	7	
8	Adjusted Net Income (subtract lines 5, 6 and 7 from line 4)	8	

Section B - Minimum Asset Amount		(A) Prior Year	(B) Current Year (optional)
1	Aggregate fair market value of all non-exempt-use assets (see instructions for short tax year or assets held for part of year)	1	
a	Average monthly value of securities	1a	
b	Average monthly cash balances	1b	
c	Fair market value of other non-exempt-use assets	1c	
d	Total (add lines 1a, 1b, and 1c)	1d	
e	Discount claimed for blockage or other factors (explain in detail in Part VI) _____		
2	Acquisition indebtedness applicable to non-exempt use assets	2	
3	Subtract line 2 from line 1d	3	
4	Cash deemed held for exempt use Enter 1-1/2% of line 3 (for greater amount, see instructions)	4	
5	Net value of non-exempt-use assets (subtract line 4 from line 3)	5	
6	Multiply line 5 by .035	6	
7	Recoveries of prior-year distributions	7	
8	Minimum Asset Amount (add line 7 to line 6)	8	

Section C - Distributable Amount			Current Year
1	Adjusted net income for prior year (from Section A, line 8, Column A)	1	
2	Enter 85% of line 1	2	
3	Minimum asset amount for prior year (from Section B, line 8, Column A)	3	
4	Enter greater of line 2 or line 3	4	
5	Income tax imposed in prior year	5	
6	Distributable Amount. Subtract line 5 from line 4, unless subject to emergency temporary reduction (see instructions)	6	
7	<input type="checkbox"/> Check here if the current year is the organization's first as a non-functionally-integrated Type III supporting organization (see instructions)		

Section D - Distributions	Current Year
1 Amounts paid to supported organizations to accomplish exempt purposes	
2 Amounts paid to perform activity that directly furthers exempt purposes of supported organizations, in excess of income from activity	
3 Administrative expenses paid to accomplish exempt purposes of supported organizations	
4 Amounts paid to acquire exempt-use assets	
5 Qualified set-aside amounts (prior IRS approval required)	
6 Other distributions (describe in Part VI) See instructions	
7 Total annual distributions. Add lines 1 through 6	
8 Distributions to attentive supported organizations to which the organization is responsive (provide details in Part VI) See instructions	
9 Distributable amount for 2014 from Section C, line 6	
10 Line 8 amount divided by Line 9 amount	

Section E - Distribution Allocations (see instructions)	(i) Excess Distributions	(ii) Underdistributions Pre-2014	(iii) Distributable Amount for 2014
1 Distributable amount for 2014 from Section C, line 6			
2 Underdistributions, if any, for years prior to 2014 (reasonable cause required--see instructions)			
3 Excess distributions carryover, if any, to 2014			
a From 2009.			
b From 2010.			
c From 2011.			
d From 2012.			
e From 2013.			
f Total of lines 3a through e			
g Applied to underdistributions of prior years			
h Applied to 2014 distributable amount			
i Carryover from 2009 not applied (see instructions)			
j Remainder Subtract lines 3g, 3h, and 3i from 3f			
4 Distributions for 2014 from Section D, line 7 \$			
a Applied to underdistributions of prior years			
b Applied to 2014 distributable amount			
c Remainder Subtract lines 4a and 4b from 4			
5 Remaining underdistributions for years prior to 2014, if any Subtract lines 3g and 4a from line 2 (if amount greater than zero, see instructions)			
6 Remaining underdistributions for 2014 Subtract lines 3h and 4b from line 1 (if amount greater than zero, see instructions)			
7 Excess distributions carryover to 2015. Add lines 3j and 4c			
8 Breakdown of line 7			
a From 2010.			
b From 2011.			
c From 2012.			
d From 2013.			
e From 2014.			

Part VI **Supplemental Information.** Provide the explanations required by Part II, line 10; Part II, line 17a or 17b; Part III, line 12; Part IV, Section A, lines 1, 2, 3b, 3c, 4b, 4c, 5a, 6, 9a, 9b, 9c, 11a, 11b, and 11c; Part IV, Section B, lines 1 and 2; Part IV, Section C, line 1; Part IV, Section D, lines 2 and 3; Part IV, Section E, lines 1c, 2a, 2b, 3a and 3b; Part V, line 1; Part V, Section B, line 1e; Part V Section D, lines 5, 6, and 8; and Part V, Section E, lines 2, 5, and 6. Also complete this part for any additional information. (See instructions).

Facts And Circumstances Test

Return Reference

Explanation

SCHEDULE C

(Form 990 or 990-EZ)

Department of the Treasury

Internal Revenue Service

Political Campaign and Lobbying Activities

For Organizations Exempt From Income Tax Under section 501(c) and section 527

▶ **Complete if the organization is described below. ▶ Attach to Form 990 or Form 990-EZ.**

▶ **Information about Schedule C (Form 990 or 990-EZ) and its instructions is at**

www.irs.gov/form990.

OMB No 1545-0047

2014

Open to Public Inspection

If the organization answered "Yes" to Form 990, Part IV, Line 3, or Form 990-EZ, Part V, line 46 (Political Campaign Activities), then

- Section 501(c)(3) organizations Complete Parts I-A and B Do not complete Part I-C
- Section 501(c) (other than section 501(c)(3)) organizations Complete Parts I-A and C below Do not complete Part I-B
- Section 527 organizations Complete Part I-A only

If the organization answered "Yes" to Form 990, Part IV, Line 4, or Form 990-EZ, Part VI, line 47 (Lobbying Activities), then

- Section 501(c)(3) organizations that have filed Form 5768 (election under section 501(h)) Complete Part II-A Do not complete Part II-B
- Section 501(c)(3) organizations that have NOT filed Form 5768 (election under section 501(h)) Complete Part II-B Do not complete Part II-A

If the organization answered "Yes" to Form 990, Part IV, Line 5 (Proxy Tax) (see separate instructions) or Form 990-EZ, Part V, line 35c (Proxy Tax) (see separate instructions), then

- Section 501(c)(4), (5), or (6) organizations Complete Part III

Name of the organization Roper Hospital Inc	Employer identification number 57-0828733
--	--

Part I-A Complete if the organization is exempt under section 501(c) or is a section 527 organization.

1	Provide a description of the organization's direct and indirect political campaign activities in Part IV	
2	Political expenditures	▶ \$
3	Volunteer hours	

Part I-B Complete if the organization is exempt under section 501(c)(3).

1	Enter the amount of any excise tax incurred by the organization under section 4955	▶ \$
2	Enter the amount of any excise tax incurred by organization managers under section 4955	▶ \$
3	If the organization incurred a section 4955 tax, did it file Form 4720 for this year?	<input type="checkbox"/> Yes <input type="checkbox"/> No
4a	Was a correction made?	<input type="checkbox"/> Yes <input type="checkbox"/> No
b	If "Yes," describe in Part IV	

Part I-C Complete if the organization is exempt under section 501(c), except section 501(c)(3).

1	Enter the amount directly expended by the filing organization for section 527 exempt function activities	▶ \$
2	Enter the amount of the filing organization's funds contributed to other organizations for section 527 exempt function activities	▶ \$
3	Total exempt function expenditures Add lines 1 and 2 Enter here and on Form 1120-POL, line 17b	▶ \$
4	Did the filing organization file Form 1120-POL for this year?	<input type="checkbox"/> Yes <input type="checkbox"/> No
5	Enter the names, addresses and employer identification number (EIN) of all section 527 political organizations to which the filing organization made payments For each organization listed, enter the amount paid from the filing organization's funds Also enter the amount of political contributions received that were promptly and directly delivered to a separate political organization, such as a separate segregated fund or a political action committee (PAC) If additional space is needed, provide information in Part IV	

(a) Name	(b) Address	(c) EIN	(d) Amount paid from filing organization's funds If none, enter -0-	(e) Amount of political contributions received and promptly and directly delivered to a separate political organization If none, enter -0-

Part II-A

Complete if the organization is exempt under section 501(c)(3) and filed Form 5768 (election under section 501(h)).

- A
- Check ☐ if the filing organization belongs to an affiliated group (and list in Part IV each affiliated group member's name, address, EIN, expenses, and share of excess lobbying expenditures)
- B
- Check ☐ if the filing organization checked box A and "limited control" provisions apply

Limits on Lobbying Expenditures (The term "expenditures" means amounts paid or incurred.)		(a) Filing organization's totals	(b) Affiliated group totals												
1a Total lobbying expenditures to influence public opinion (grass roots lobbying)															
b Total lobbying expenditures to influence a legislative body (direct lobbying)															
c Total lobbying expenditures (add lines 1a and 1b)															
d Other exempt purpose expenditures															
e Total exempt purpose expenditures (add lines 1c and 1d)															
f Lobbying nontaxable amount Enter the amount from the following table in both columns															
<table><tr><td>If the amount on line 1e, column (a) or (b) is:</td><td>The lobbying nontaxable amount is:</td></tr><tr><td>Not over \$500,000</td><td>20% of the amount on line 1e</td></tr><tr><td>Over \$500,000 but not over \$1,000,000</td><td>\$100,000 plus 15% of the excess over \$500,000</td></tr><tr><td>Over \$1,000,000 but not over \$1,500,000</td><td>\$175,000 plus 10% of the excess over \$1,000,000</td></tr><tr><td>Over \$1,500,000 but not over \$17,000,000</td><td>\$225,000 plus 5% of the excess over \$1,500,000</td></tr><tr><td>Over \$17,000,000</td><td>\$1,000,000</td></tr></table>		If the amount on line 1e, column (a) or (b) is:	The lobbying nontaxable amount is:	Not over \$500,000	20% of the amount on line 1e	Over \$500,000 but not over \$1,000,000	\$100,000 plus 15% of the excess over \$500,000	Over \$1,000,000 but not over \$1,500,000	\$175,000 plus 10% of the excess over \$1,000,000	Over \$1,500,000 but not over \$17,000,000	\$225,000 plus 5% of the excess over \$1,500,000	Over \$17,000,000	\$1,000,000		
If the amount on line 1e, column (a) or (b) is:	The lobbying nontaxable amount is:														
Not over \$500,000	20% of the amount on line 1e														
Over \$500,000 but not over \$1,000,000	\$100,000 plus 15% of the excess over \$500,000														
Over \$1,000,000 but not over \$1,500,000	\$175,000 plus 10% of the excess over \$1,000,000														
Over \$1,500,000 but not over \$17,000,000	\$225,000 plus 5% of the excess over \$1,500,000														
Over \$17,000,000	\$1,000,000														
g Grassroots nontaxable amount (enter 25% of line 1f)															
h Subtract line 1g from line 1a If zero or less, enter -0-															
i Subtract line 1f from line 1c If zero or less, enter -0-															
j If there is an amount other than zero on either line 1h or line 1i, did the organization file Form 4720 reporting section 4911 tax for this year?		<input type="checkbox"/> Yes <input type="checkbox"/> No													

4-Year Averaging Period Under section 501(h)
(Some organizations that made a section 501(h) election do not have to complete all of the five columns below. See the separate instructions for lines 2a through 2f.)

Lobbying Expenditures During 4-Year Averaging Period					
Calendar year (or fiscal year beginning in)	(a) 2011	(b) 2012	(c) 2013	(d) 2014	(e) Total
2a Lobbying nontaxable amount					
b Lobbying ceiling amount (150% of line 2a, column(e))					
c Total lobbying expenditures					
d Grassroots nontaxable amount					
e Grassroots ceiling amount (150% of line 2d, column (e))					
f Grassroots lobbying expenditures					

Part II-B

Complete if the organization is exempt under section 501(c)(3) and has NOT filed Form 5768 (election under section 501(h)).

For each "Yes" response to lines 1a through 1i below, provide in Part IV a detailed description of the lobbying activity.

		(a)	(b)	
		Yes	No	Amount
1	During the year, did the filing organization attempt to influence foreign, national, state or local legislation, including any attempt to influence public opinion on a legislative matter or referendum, through the use of			
a	Volunteers?		No	
b	Paid staff or management (include compensation in expenses reported on lines 1c through 1i)?		No	
c	Media advertisements?		No	
d	Mailings to members, legislators, or the public?		No	
e	Publications, or published or broadcast statements?		No	
f	Grants to other organizations for lobbying purposes?		No	
g	Direct contact with legislators, their staffs, government officials, or a legislative body?		No	
h	Rallies, demonstrations, seminars, conventions, speeches, lectures, or any similar means?		No	
i	Other activities?	Yes		2,929
j	Total. Add lines 1c through 1i.			2,929
2a	Did the activities in line 1 cause the organization to be not described in section 501(c)(3)?		No	
b	If "Yes," enter the amount of any tax incurred under section 4912.			
c	If "Yes," enter the amount of any tax incurred by organization managers under section 4912.			
d	If the filing organization incurred a section 4912 tax, did it file Form 4720 for this year?			

Part III-A

Complete if the organization is exempt under section 501(c)(4), section 501(c)(5), or section 501(c)(6).

		Yes	No
1	Were substantially all (90% or more) dues received nondeductible by members?	1	
2	Did the organization make only in-house lobbying expenditures of \$2,000 or less?	2	
3	Did the organization agree to carry over lobbying and political expenditures from the prior year?	3	

Part III-B

Complete if the organization is exempt under section 501(c)(4), section 501(c)(5), or section 501(c)(6) and if either (a) BOTH Part III-A, lines 1 and 2, are answered "No" OR (b) Part III-A, line 3, is answered "Yes."

1	Dues, assessments and similar amounts from members	1	
2	Section 162(e) nondeductible lobbying and political expenditures (do not include amounts of political expenses for which the section 527(f) tax was paid).		
a	Current year	2a	
b	Carryover from last year	2b	
c	Total	2c	
3	Aggregate amount reported in section 6033(e)(1)(A) notices of nondeductible section 162(e) dues	3	
4	If notices were sent and the amount on line 2c exceeds the amount on line 3, what portion of the excess does the organization agree to carryover to the reasonable estimate of nondeductible lobbying and political expenditure next year?	4	
5	Taxable amount of lobbying and political expenditures (see instructions)	5	

Part IV

Supplemental Information

Provide the descriptions required for Part I-A, line 1, Part I-B, line 4, Part I-C, line 5, Part II-A (affiliated group list), Part II-A, lines 1 and 2 (see instructions), and Part II-B, line 1. Also, complete this part for any additional information.

Return Reference	Explanation
Part II-B, Line 1	The organization is a member of the American Medical Rehab Providers Association (ARPA). This organization engages in lobbying efforts on behalf of their membership bodies, and each year a portion of membership dues is allocated to these lobbying expenditures. For 2014, membership dues attributable to lobbying were approximately \$2,929.

[illegible]

SCHEDULE D
(Form 990)

Department of the Treasury
Internal Revenue Service

Supplemental Financial Statements

► Complete if the organization answered "Yes," to Form 990, Part IV, line 6, 7, 8, 9, 10, 11a, 11b, 11c, 11d, 11e, 11f, 12a, or 12b.
► Attach to Form 990.
Information about Schedule D (Form 990) and its instructions is at www.irs.gov/form990.

OMB No 1545-0047

2014

Open to Public Inspection

Name of the organization Roper Hospital Inc	Employer identification number 57-0828733
--	--

Part I

Organizations Maintaining Donor Advised Funds or Other Similar Funds or Accounts. Complete if the organization answered "Yes" to Form 990, Part IV, line 6.

	(a) Donor advised funds	(b) Funds and other accounts
1	Total number at end of year	
2	Aggregate value of contributions to (during year)	
3	Aggregate value of grants from (during year)	
4	Aggregate value at end of year	
5	Did the organization inform all donors and donor advisors in writing that the assets held in donor advised funds are the organization's property, subject to the organization's exclusive legal control? <div><input type="checkbox"/> Yes<input type="checkbox"/> No</div>	
6	Did the organization inform all grantees, donors, and donor advisors in writing that grant funds can be used only for charitable purposes and not for the benefit of the donor or donor advisor, or for any other purpose conferring impermissible private benefit? <div><input type="checkbox"/> Yes<input type="checkbox"/> No</div>	

Part II

Conservation Easements. Complete if the organization answered "Yes" to Form 990, Part IV, line 7.

1

Purpose(s) of conservation easements held by the organization (check all that apply)

☐ Preservation of land for public use (e g , recreation or education)☐ Preservation of an historically important land area
☐ Protection of natural habitat☐ Preservation of a certified historic structure
☐ Preservation of open space

2

Complete lines 2a through 2d if the organization held a qualified conservation contribution in the form of a conservation easement on the last day of the tax year

	Held at the End of the Year
a	Total number of conservation easements
b	Total acreage restricted by conservation easements
c	Number of conservation easements on a certified historic structure included in (a)
d	Number of conservation easements included in (c) acquired after 8/17/06, and not on a historic structure listed in the National Register

3

Number of conservation easements modified, transferred, released, extinguished, or terminated by the organization during the tax year ►_____

4

Number of states where property subject to conservation easement is located ►_____

5

Does the organization have a written policy regarding the periodic monitoring, inspection, handling of violations, and enforcement of the conservation easements it holds?

☐ Yes☐ No

6

Staff and volunteer hours devoted to monitoring, inspecting, and enforcing conservation easements during the year ►_____

7

Amount of expenses incurred in monitoring, inspecting, and enforcing conservation easements during the year ►\$ _____

8

Does each conservation easement reported on line 2(d) above satisfy the requirements of section 170(h)(4)(B)(i) and section 170(h)(4)(B)(ii)?

☐ Yes☐ No

9

In Part XIII, describe how the organization reports conservation easements in its revenue and expense statement, and balance sheet, and include, if applicable, the text of the footnote to the organization's financial statements that describes the organization's accounting for conservation easements

Part III

Organizations Maintaining Collections of Art, Historical Treasures, or Other Similar Assets. Complete if the organization answered "Yes" to Form 990, Part IV, line 8.

1a

If the organization elected, as permitted under SFAS 116 (ASC 958), not to report in its revenue statement and balance sheet works of art, historical treasures, or other similar assets held for public exhibition, education, or research in furtherance of public service, provide, in Part XIII, the text of the footnote to its financial statements that describes these items

b

If the organization elected, as permitted under SFAS 116 (ASC 958), to report in its revenue statement and balance sheet works of art, historical treasures, or other similar assets held for public exhibition, education, or research in furtherance of public service, provide the following amounts relating to these items

(i) Revenue included in Form 990, Part VIII, line 1

► \$ _____

(ii) Assets included in Form 990, Part X

► \$ _____

2

If the organization received or held works of art, historical treasures, or other similar assets for financial gain, provide the following amounts required to be reported under SFAS 116 (ASC 958) relating to these items

a

Revenue included in Form 990, Part VIII, line 1

► \$ _____

b

Assets included in Form 990, Part X

► \$ _____

Part III Organizations Maintaining Collections of Art, Historical Treasures, or Other Similar Assets *(continued)*

- 3

Using the organization's acquisition, accession, and other records, check any of the following that are a significant use of its collection items (check all that apply)
- a

☐ Public exhibition

b

☐ Scholarly research

c

☐ Preservation for future generations

d

☐ Loan or exchange programs

e

☐ Other
- 4

Provide a description of the organization's collections and explain how they further the organization's exempt purpose in Part XIII
- 5

During the year, did the organization solicit or receive donations of art, historical treasures or other similar assets to be sold to raise funds rather than to be maintained as part of the organization's collection?

☐ Yes

☐ No

Part IV Escrow and Custodial Arrangements. Complete if the organization answered "Yes" to Form 990, Part IV, line 9, or reported an amount on Form 990, Part X, line 21.

- 1a

Is the organization an agent, trustee, custodian or other intermediary for contributions or other assets not included on Form 990, Part X?

☐ Yes

☐ No
- b

If "Yes," explain the arrangement in Part XIII and complete the following table
- | | |
|----|--------|
| | Amount |
| 1c | |
| 1d | |
| 1e | |
| 1f | |

c

Beginning balance

d

Additions during the year

e

Distributions during the year

f

Ending balance
- 2a

Did the organization include an amount on Form 990, Part X, line 21, for escrow or custodial account liability?

☐ Yes

☐ No
- b

If "Yes," explain the arrangement in Part XIII Check here if the explanation has been provided in Part XIII

☐

Part V Endowment Funds. Complete if the organization answered "Yes" to Form 990, Part IV, line 10.

- | | (a)Current year | (b)Prior year | b (c)Two years back | (d)Three years back | (e)Four years back |
|----|--|---------------|---------------------|---------------------|--------------------|
| 1a | Beginning of year balance | | | | |
| b | Contributions | | | | |
| c | Net investment earnings, gains, and losses | | | | |
| d | Grants or scholarships | | | | |
| e | Other expenditures for facilities and programs | | | | |
| f | Administrative expenses | | | | |
| g | End of year balance | | | | |
- 2

Provide the estimated percentage of the current year end balance (line 1g, column (a)) held as
- a

Board designated or quasi-endowment
- b

Permanent endowment
- c

Temporarily restricted endowment

The percentages in lines 2a, 2b, and 2c should equal 100%
- 3a

Are there endowment funds not in the possession of the organization that are held and administered for the organization by
- (i) unrelated organizations

3a(i)

(ii) related organizations

3a(ii)
- b

If "Yes" to 3a(ii), are the related organizations listed as required on Schedule R?

3b
- 4

Describe in Part XIII the intended uses of the organization's endowment funds

Part VI Land, Buildings, and Equipment. Complete if the organization answered 'Yes' to Form 990, Part IV, line 11a. See Form 990, Part X, line 10.

Description of property	(a) Cost or other basis (investment)	(b)Cost or other basis (other)	(c) Accumulated depreciation	(d) Book value
1a Land		4,654,394		4,654,394
b Buildings		248,596,945	140,603,303	107,993,642
c Leasehold improvements		9,986,215	6,205,316	3,780,899
d Equipment		104,431,851	71,403,170	33,028,681
e Other		14,463,643		14,463,643
Total. Add lines 1a through 1e (Column (d) must equal Form 990, Part X, column (B), line 10(c).)				163,921,259

Part XI

Reconciliation of Revenue per Audited Financial Statements With Revenue per Return

Complete if the organization answered 'Yes' to Form 990, Part IV, line 12a.

1	Total revenue, gains, and other support per audited financial statements		1	
2	Amounts included on line 1 but not on Form 990, Part VIII, line 12			
a	Net unrealized gains (losses) on investments	2a		
b	Donated services and use of facilities	2b		
c	Recoveries of prior year grants	2c		
d	Other (Describe in Part XIII)	2d		
e	Add lines 2a through 2d		2e	
3	Subtract line 2e from line 1		3	
4	Amounts included on Form 990, Part VIII, line 12, but not on line 1			
a	Investment expenses not included on Form 990, Part VIII, line 7b	4a		
b	Other (Describe in Part XIII)	4b		
c	Add lines 4a and 4b		4c	
5	Total revenue Add lines 3 and 4c. (This must equal Form 990, Part I, line 12)		5	

Part XII

Reconciliation of Expenses per Audited Financial Statements With Expenses per Return.

Complete if the organization answered 'Yes' to Form 990, Part IV, line 12a.

1	Total expenses and losses per audited financial statements		1	
2	Amounts included on line 1 but not on Form 990, Part IX, line 25			
a	Donated services and use of facilities	2a		
b	Prior year adjustments	2b		
c	Other losses	2c		
d	Other (Describe in Part XIII)	2d		
e	Add lines 2a through 2d		2e	
3	Subtract line 2e from line 1		3	
4	Amounts included on Form 990, Part IX, line 25, but not on line 1:			
a	Investment expenses not included on Form 990, Part VIII, line 7b	4a		
b	Other (Describe in Part XIII)	4b		
c	Add lines 4a and 4b		4c	
5	Total expenses Add lines 3 and 4c. (This must equal Form 990, Part I, line 18)		5	

Part XIII

Supplemental Information

Provide the descriptions required for Part II, lines 3, 5, and 9, Part III, lines 1a and 4, Part IV, lines 1b and 2b, Part V, line 4, Part X, line 2, Part XI, lines 2d and 4b, and Part XII, lines 2d and 4b. Also complete this part to provide any additional information.

Return Reference	Explanation
Part X, Line 2	Roper Hospital is a not-for-profit organization as described in Section 501(c)(3) of the Internal Revenue Code and is generally exempt from federal and state income taxes. The Lowcountry Surgery Center is a limited liability company. Under current laws, income or loss of limited liability companies is included in the income tax returns of the members. Accordingly, no provision for income taxes is made in the consolidated financial statements. Although [the consolidated group] is generally exempt from federal and state income taxes, it evaluates whether there are any uncertain tax positions that fail to meet the more-likely-than-not threshold for recognition in the consolidated financial statements. Uncertain tax positions may include the characterization of income, such as a characterization of income as passive, a decision to exclude reporting taxable income in a tax return, or a decision to classify a transaction, entity, or other position in a tax return as tax exempt. The tax return benefit from an uncertain tax position is recognized when it is more likely than not that the position will be sustained upon examination, including resolutions of any related appeals or litigation processes, based on the technical merits. The organization has no unrecognized tax positions as of December 31, 2014 and 2013, and does not expect that unrecognized tax benefits will materially increase within the next 12 months. Tax years 2011 through 2013 are subject to examination by the federal and state taxing authorities, respectively. There are no income tax examinations currently in process. Interest and penalties related to uncertain tax positions, if any, would be recognized in the consolidated financial statements as income tax expense.

[illegible]

SCHEDULE H
(Form 990)

Department of the Treasury
Internal Revenue Service

Hospitals

► Complete if the organization answered "Yes" to Form 990, Part IV, question 20.
► Attach to Form 990.
► Information about Schedule H (Form 990) and its instructions is at *www.irs.gov/form990*.

OMB No 1545-0047

2014

Open to Public Inspection

Name of the organization
Roper Hospital Inc

Employer identification number
57-0828733

Part I

Financial Assistance and Certain Other Community Benefits at Cost

		Yes	No	
1a	Did the organization have a financial assistance policy during the tax year? If "No," skip to question 6a	1a	Yes	
b	If "Yes," was it a written policy?	1b	Yes	
2	If the organization had multiple hospital facilities, indicate which of the following best describes application of the financial assistance policy to its various hospital facilities during the tax year <input checked="" type="checkbox"/> Applied uniformly to all hospital facilities <input type="checkbox"/> Applied uniformly to most hospital facilities <input type="checkbox"/> Generally tailored to individual hospital facilities			
3	Answer the following based on the financial assistance eligibility criteria that applied to the largest number of the organization's patients during the tax year a Did the organization use Federal Poverty Guidelines (FPG) as a factor in determining eligibility for providing <i>free</i> care? If "Yes," indicate which of the following was the FPG family income limit for eligibility for <i>free</i> care <input type="checkbox"/> 100% <input type="checkbox"/> 150% <input type="checkbox"/> 200% <input checked="" type="checkbox"/> Other 29900 0000000000 % b Did the organization use FPG as a factor in determining eligibility for providing <i>discounted</i> care? If "Yes," indicate which of the following was the family income limit for eligibility for discounted care <input type="checkbox"/> 200% <input type="checkbox"/> 250% <input type="checkbox"/> 300% <input type="checkbox"/> 350% <input type="checkbox"/> 400% <input checked="" type="checkbox"/> Other 39900 0000000000 % c If the organization used factors other than FPG in determining eligibility, describe in Part VI the criteria used for determining eligibility for free or discounted care Include in the description whether the organization used an asset test or other threshold, regardless of income, as a factor in determining eligibility for free or discounted care	3a	Yes	
4	Did the organization's financial assistance policy that applied to the largest number of its patients during the tax year provide for free or discounted care to the "medically indigent"?	4	Yes	
5a	Did the organization budget amounts for free or discounted care provided under its financial assistance policy during the tax year?	5a	Yes	
b	If "Yes," did the organization's financial assistance expenses exceed the budgeted amount?	5b		No
c	If "Yes" to line 5b, as a result of budget considerations, was the organization unable to provide free or discounted care to a patient who was eligible for free or discounted care?	5c		
6a	Did the organization prepare a community benefit report during the tax year?	6a	Yes	
b	If "Yes," did the organization make it available to the public?	6b	Yes	
	Complete the following table using the worksheets provided in the Schedule H instructions Do not submit these worksheets with the Schedule H			

7

Financial Assistance and Certain Other Community Benefits at Cost

Financial Assistance and Means-Tested Government Programs	(a) Number of activities or programs (optional)	(b) Persons served (optional)	(c) Total community benefit expense	(d) Direct offsetting revenue	(e) Net community benefit expense	(f) Percent of total expense
a Financial Assistance at cost (from Worksheet 1)			32,127,064	8,373,836	23,753,228	7 320 %
b Medicaid (from Worksheet 3, column a)			22,895,978	20,672,685	2,223,293	0 690 %
c Costs of other means-tested government programs (from Worksheet 3, column b)						
d Total Financial Assistance and Means-Tested Government Programs			55,023,042	29,046,521	25,976,521	8 010 %
Other Benefits						
e Community health improvement services and community benefit operations (from Worksheet 4)			441,062		441,062	0 140 %
f Health professions education (from Worksheet 5)			1,638,697	282,142	1,356,555	0 420 %
g Subsidized health services (from Worksheet 6)						
h Research (from Worksheet 7)			242,026		242,026	0 070 %
i Cash and in-kind contributions for community benefit (from Worksheet 8)			3,192,849	2,845,410	347,439	0 110 %
j Total. Other Benefits			5,514,634	3,127,552	2,387,082	0 740 %
k Total. Add lines 7d and 7j			60,537,676	32,174,073	28,363,603	8 750 %

Part IICommunity Building Activities

Complete this table if the organization conducted any community building activities during the tax year, and describe in Part VI how its community building activities promoted the health of the communities it serves.

	(a) Number of activities or programs (optional)	(b) Persons served (optional)	(c) Total community building expense	(d) Direct offsetting revenue	(e) Net community building expense	(f) Percent of total expense
1Physical improvements and housing						
2Economic development						
3Community support						
4Environmental improvements						
5Leadership development and training for community members						
6Coalition building			119,357		119,357	0.040 %
7Community health improvement advocacy						
8Workforce development						
9Other						
10Total			119,357		119,357	0.040 %

Part IIIBad Debt, Medicare, & Collection Practices

Section A. Bad Debt Expense

1Did the organization report bad debt expense in accordance with Heathcare Financial Management Association Statement No. 15?

1

No

2Enter the amount of the organization's bad debt expense. Explain in Part VI the methodology used by the organization to estimate this amount.

2

17,424,747

3Enter the estimated amount of the organization's bad debt expense attributable to patients eligible under the organization's financial assistance policy. Explain in Part VI the methodology used by the organization to estimate this amount and the rationale, if any, for including this portion of bad debt as community benefit.

3

6,969,899

4Provide in Part VI the text of the footnote to the organization's financial statements that describes bad debt expense or the page number on which this footnote is contained in the attached financial statements.

Section B. Medicare

5Enter total revenue received from Medicare (including DSH and IME).

5

117,973,592

6Enter Medicare allowable costs of care relating to payments on line 5.

6

144,979,583

7Subtract line 6 from line 5. This is the surplus (or shortfall).

7

-27,005,991

8Describe in Part VI the extent to which any shortfall reported in line 7 should be treated as community benefit. Also describe in Part VI the costing methodology or source used to determine the amount reported on line 6. Check the box that describes the method used.

☐ Cost accounting system

☐ Cost to charge ratio

☒ Other

Section C. Collection Practices

9aDid the organization have a written debt collection policy during the tax year?

9a

Yes

bIf "Yes," did the organization's collection policy that applied to the largest number of its patients during the tax year contain provisions on the collection practices to be followed for patients who are known to qualify for financial assistance? Describe in Part VI.

9b

Yes

Part IVManagement Companies and Joint Ventures

(owned 10% or more by officers, directors, trustees, key employees, and physicians—see instructions)

(a) Name of entity	(b) Description of primary activity of entity	(c) Organization's profit % or stock ownership %	(d) Officers, directors, trustees, or key employees' profit % or stock ownership %	(e) Physicians' profit % or stock ownership %
1 1 Lowcountry Surgery Center (DBA Roper St Francis Eye Surgery Center)	Eye Surgery	50.000 %		49.500 %
2				
3				
4				
5				
6				
7				
8				
9				
10				
11				
12				
13				

Part V

Facility Information

Section A. Hospital Facilities

(list in order of size from largest to smallest—see instructions)
How many hospital facilities did the organization operate during the tax year?

1
Name, address, primary website address, and state license number (and if a group return, the name and EIN of the subordinate hospital organization that operates the hospital facility)

		Licensed hospital	General medical & surgical	Children's hospital	Teaching hospital	Critical access hospital	Research facility	ER-24 hours	ER-other	Other (describe)	Facility reporting group
	See Additional Data Table										

Part V

Facility Information (continued)

Section B. Facility Policies and Practices

(Complete a separate Section B for each of the hospital facilities or facility reporting groups listed in Part V, Section A)

Roper Hospital

Name of hospital facility or letter of facility reporting group

Line number of hospital facility, or line numbers of hospital facilities in a facility reporting group (from Part V, Section A):

1

	Yes	No
Community Health Needs Assessment		
1 Was the hospital facility first licensed, registered, or similarly recognized by a State as a hospital facility in the current tax year or the immediately preceding tax year?	1	No
2 Was the hospital facility acquired or placed into service as a tax-exempt hospital in the current tax year or the immediately preceding tax year? If "Yes," provide details of the acquisition in Section C	2	No
3 During the tax year or either of the two immediately preceding tax years, did the hospital facility conduct a community health needs assessment (CHNA)? If "No," skip to line 12 If "Yes," indicate what the CHNA report describes (check all that apply)	3	Yes
a <input checked="" type="checkbox"/> A definition of the community served by the hospital facility		
b <input checked="" type="checkbox"/> Demographics of the community		
c <input type="checkbox"/> Existing health care facilities and resources within the community that are available to respond to the health needs of the community		
d <input checked="" type="checkbox"/> How data was obtained		
e <input checked="" type="checkbox"/> The significant health needs of the community		
f <input checked="" type="checkbox"/> Primary and chronic disease needs and other health issues of uninsured persons, low-income persons, and minority groups		
g <input checked="" type="checkbox"/> The process for identifying and prioritizing community health needs and services to meet the community health needs		
h <input type="checkbox"/> The process for consulting with persons representing the community's interests		
i <input type="checkbox"/> Information gaps that limit the hospital facility's ability to assess the community's health needs		
j <input type="checkbox"/> Other (describe in Section C)		
4 Indicate the tax year the hospital facility last conducted a CHNA 20 <u>13</u>		
5 In conducting its most recent CHNA, did the hospital facility take into account input from persons who represent the broad interests of the community served by the hospital facility, including those with special knowledge of or expertise in public health? If "Yes," describe in Section C how the hospital facility took into account input from persons who represent the community, and identify the persons the hospital facility consulted	5	Yes
6a Was the hospital facility's CHNA conducted with one or more other hospital facilities? If "Yes," list the other hospital facilities in Section C	6a	Yes
b Was the hospital facility's CHNA conducted with one or more organizations other than hospital facilities?" If "Yes," list the other organizations in Section C	6b	No
7 Did the hospital facility make its CHNA report widely available to the public? If "Yes," indicate how the CHNA report was made widely available (check all that apply)	7	Yes
a <input checked="" type="checkbox"/> Hospital facility's website (list url) <u>www.rsfh.com/mission-department</u>		
b <input type="checkbox"/> Other website (list url) _____		
c <input checked="" type="checkbox"/> Made a paper copy available for public inspection without charge at the hospital facility		
d <input type="checkbox"/> Other (describe in Section C)		
8 Did the hospital facility adopt an implementation strategy to meet the significant community health needs identified through its most recently conducted CHNA? If "No," skip to line 11	8	Yes
9 Indicate the tax year the hospital facility last adopted an implementation strategy 20 <u>13</u>		
10 Is the hospital facility's most recently adopted implementation strategy posted on a website?	10	No
a If "Yes" (list url) _____		
b If "No," is the hospital facility's most recently adopted implementation strategy attached to this return?	10b	Yes
11 Describe in Section C how the hospital facility is addressing the significant needs identified in its most recently conducted CHNA and any such needs that are not being addressed together with the reasons why such needs are not being addressed		
12a Did the organization incur an excise tax under section 4959 for the hospital facility's failure to conduct a CHNA as required by section 501(r)(3)?	12a	No
b If "Yes" to line 12a, did the organization file Form 4720 to report the section 4959 excise tax?	12b	
c If "Yes" to line 12b, what is the total amount of section 4959 excise tax the organization reported on Form 4720 for all of its hospital facilities? \$ _____		

Part V

Facility Information (continued)

Name of hospital facility or letter of facility reporting group

Roper Hospital

	Yes	No
Financial Assistance Policy (FAP)		
13 Did the hospital facility have in place during the tax year a written financial assistance policy that explained eligibility criteria for financial assistance, and whether such assistance included free or discounted care? If "Yes," indicate the eligibility criteria explained in the FAP	13 Yes	
a <input checked="" type="checkbox"/> Federal poverty guidelines (FPG), with FPG family income limit for eligibility for free care of <u>299 000000000000</u> % and FPG family income limit for eligibility for discounted care of <u>399 000000000000</u> %		
b <input type="checkbox"/> Income level other than FPG (describe in Section C)		
c <input type="checkbox"/> Asset level		
d <input checked="" type="checkbox"/> Medical indigency		
e <input checked="" type="checkbox"/> Insurance status		
f <input checked="" type="checkbox"/> Underinsurance discount		
g <input type="checkbox"/> Residency		
h <input checked="" type="checkbox"/> Other (describe in Section C)		
14 Explained the basis for calculating amounts charged to patients?	14 Yes	
15 Explained the method for applying for financial assistance?	15 Yes	
If "Yes," indicate how the hospital facility's FAP or FAP application form (including accompanying instructions) explained the method for applying for financial assistance (check all that apply)		
a <input checked="" type="checkbox"/> Described the information the hospital facility may require an individual to provide as part of his or her application		
b <input checked="" type="checkbox"/> Described the supporting documentation the hospital facility may require an individual to submit as part of his or her application		
c <input type="checkbox"/> Provided the contact information of hospital facility staff who can provide an individual with information about the FAP and FAP application process		
d <input type="checkbox"/> Provided the contact information of nonprofit organizations or government agencies that may be sources of assistance with FAP applications		
e <input checked="" type="checkbox"/> Other (describe in Section C)		
16 Included measures to publicize the policy within the community served by the hospital facility?	16 Yes	
If "Yes," indicate how the hospital facility publicized the policy (check all that apply)		
a <input checked="" type="checkbox"/> The FAP was widely available on a website (list url) _____		
b <input checked="" type="checkbox"/> The FAP application form was widely available on a website (list url) _____		
c <input checked="" type="checkbox"/> A plain language summary of the FAP was widely available on a website (list url) _____		
d <input checked="" type="checkbox"/> The FAP was available upon request and without charge (in public locations in the hospital facility and by mail)		
e <input type="checkbox"/> The FAP application form was available upon request and without charge (in public locations in the hospital facility and by mail)		
f <input type="checkbox"/> A plain language summary of the FAP was available upon request and without charge (in public locations in the hospital facility and by mail)		
g <input type="checkbox"/> Notice of availability of the FAP was conspicuously displayed throughout the hospital facility		
h <input type="checkbox"/> Notified members of the community who are most likely to require financial assistance about availability of the FAP		
i <input checked="" type="checkbox"/> Other (describe in Section C)		
Billing and Collections		
17 Did the hospital facility have in place during the tax year a separate billing and collections policy, or a written financial assistance policy (FAP) that explained all of the actions the hospital facility or other authorized party may take upon non-payment?	17 Yes	
18 Check all of the following actions against an individual that were permitted under the hospital facility's policies during the tax year before making reasonable efforts to determine the individual's eligibility under the facility's FAP		
a <input type="checkbox"/> Reporting to credit agency(ies)		
b <input type="checkbox"/> Selling an individual's debt to another party		
c <input type="checkbox"/> Actions that require a legal or judicial process		
d <input type="checkbox"/> Other similar actions (describe in Section C)		
e <input type="checkbox"/> None of these actions or other similar actions were permitted		

Part V

Facility Information (continued)

Roper Hospital

Name of hospital facility or letter of facility reporting group

		Yes	No
19	Did the hospital facility or other authorized third party perform any of the following actions during the tax year before making reasonable efforts to determine the individual's eligibility under the facility's FAP? If "Yes," check all actions in which the hospital facility or a third party engaged a <input type="checkbox"/> Reporting to credit agency(ies) b <input type="checkbox"/> Selling an individual's debt to another party c <input type="checkbox"/> Actions that require a legal or judicial process d <input type="checkbox"/> Other similar actions (describe in Section C) 20 Indicate which efforts the hospital facility or other authorized party made before initiating any of the actions listed (whether or not checked) in line 18 (check all that apply) a <input type="checkbox"/> Notified individuals of the financial assistance policy on admission b <input type="checkbox"/> Notified individuals of the financial assistance policy prior to discharge c <input type="checkbox"/> Notified individuals of the financial assistance policy in communications with the individuals regarding the individuals' bills d <input type="checkbox"/> Documented its determination of whether individuals were eligible for financial assistance under the hospital facility's financial assistance policy e <input type="checkbox"/> Other (describe in Section C) f <input type="checkbox"/> None of these efforts were made	19	No
Policy Relating to Emergency Medical Care			
21	Did the hospital facility have in place during the tax year a written policy relating to emergency medical care that required the hospital facility to provide, without discrimination, care for emergency medical conditions to individuals regardless of their eligibility under the hospital facility's financial assistance policy? If "No," indicate why a <input type="checkbox"/> The hospital facility did not provide care for any emergency medical conditions b <input type="checkbox"/> The hospital facility's policy was not in writing c <input type="checkbox"/> The hospital facility limited who was eligible to receive care for emergency medical conditions (describe in Section C) d <input type="checkbox"/> Other (describe in Section C)	21	Yes
Charges to Individuals Eligible for Assistance Under the FAP (FAP-Eligible Individuals)			
22	Indicate how the hospital facility determined, during the tax year, the maximum amounts that can be charged to FAP-eligible individuals for emergency or other medically necessary care a <input type="checkbox"/> The hospital facility used its lowest negotiated commercial insurance rate when calculating the maximum amounts that can be charged b <input type="checkbox"/> The hospital facility used the average of its three lowest negotiated commercial insurance rates when calculating the maximum amounts that can be charged c <input type="checkbox"/> The hospital facility used the Medicare rates when calculating the maximum amounts that can be charged d <input checked="" type="checkbox"/> Other (describe in Section C) 23 During the tax year, did the hospital facility charge any FAP-eligible individual to whom the hospital facility provided emergency or other medically necessary services more than the amounts generally billed to individuals who had insurance covering such care? If "Yes," explain in Section C 24 During the tax year, did the hospital facility charge any FAP-eligible individual an amount equal to the gross charge for any service provided to that individual? If "Yes," explain in Section C	23	No
		24	No

Part V

Facility Information *(continued)*

Section C. Supplemental Information for Part V, Section B. Provide descriptions required for Part V, Section B, lines 2, 3j, 5, 6a, 6b, 7d, 11, 13b, 13h, 15e, 16i, 18d, 19d, 20e, 21c, 21d, 22d, 23, and 24. If applicable, provide separate descriptions for each hospital facility in a facility reporting group, designated by facility reporting group letter and hospital facility line number from Part V, Section A ("A, 1," "A, 4," "B, 2," "B, 3," etc.) and name of hospital facility.

Form and Line Reference	Explanation
See Additional Data Table	

Part V

Facility Information *(continued)*

Section D. Other Health Care Facilities That Are Not Licensed, Registered, or Similarly Recognized as a Hospital Facility
(list in order of size, from largest to smallest)

How many non-hospital health care facilities did the organization operate during the tax year? **15**

Name and address	Type of Facility (describe)
1 See Additional Data Table	
2	
3	
4	
5	
6	
7	
8	
9	
10	

Part VI

Supplemental Information

Provide the following information

- 1
- Required descriptions.** Provide the descriptions required for Part I, lines 3c, 6a, and 7, Part II and Part III, lines 2, 3, 4, 8 and 9b
- 2
- Needs assessment.** Describe how the organization assesses the health care needs of the communities it serves, in addition to any CHNAs reported in Part V, Section B
- 3
- Patient education of eligibility for assistance.** Describe how the organization informs and educates patients and persons who may be billed for patient care about their eligibility for assistance under federal, state, or local government programs or under the organization's financial assistance policy
- 4
- Community information.** Describe the community the organization serves, taking into account the geographic area and demographic constituents it serves
- 5
- Promotion of community health.** Provide any other information important to describing how the organization's hospital facilities or other health care facilities further its exempt purpose by promoting the health of the community (e g , open medical staff, community board, use of surplus funds, etc)
- 6
- Affiliated health care system.** If the organization is part of an affiliated health care system, describe the respective roles of the organization and its affiliates in promoting the health of the communities served
- 7
- State filing of community benefit report.** If applicable, identify all states with which the organization, or a related organization, files a community benefit report

Form and Line Reference	Explanation
Part I, Line 3c	In addition to using the federal poverty guidelines to determine free and discounted care (see Part I, Lines 3a and 3b), the hospital system offers a 35% discount for patients who are uninsured A 10% prompt payment discount is offered to all self-pay or self pay-after-insurance-patients who pay the balance at one time Medical indigency adjustments are available to those that meet the established guidelines The Hospital will provide free care for patients with a signed charity care application who have income between 0 - 299% of FPG If a signed charity care application is not obtained, after 120 days of collection efforts, the hospital will use the Health Care Advisory Board's self pay compass program to automatically qualify patients for charity care through the use of an electronic scoring technique The hospital will provide free care for patients who have income of 350% and below of FPG as determined by the self pay compass program The Hospital will provide a 90% discount for patients with a signed charity care application who have income between 300 - 399% of FPG If a signed charity care application is not obtained, the hospital will not provide discounted care

Form and Line Reference	Explanation
Part I, Line 6a	The organization's community benefit report is made available through its corporate parent, CareAlliance Health Services d/b/a Roper St Francis Healthcare

Form and Line Reference	Explanation
Part I, Line 7	Worksheet 2 of the 2014 Schedule H instructions was used to compute a cost-to-charges ratio used to calculate charity care and unreimbursed Medicaid at cost

Form and Line Reference	Explanation
Part I, Ln 7 Col(f)	The Bad Debt expense included on Form 990, Part IX, Line 25, Column (A), but subtracted for purposes of calculating the percentage in this column is \$ 17,424,747

Form and Line Reference	Explanation
Part II, Community Building Activities	In 2014, the Hospital performed the following activities to build up the community 1 Collaborative partnerships with community groups to improve economic stability of the community

Form and Line Reference	Explanation
Part III, Line 4	Bad debts reported on Part III, Line 2 are reported at gross charges per the organization's audited financial statements Please refer to the second footnote of the organization's audited financial statements for a description of receivables and bad debts

Form and Line Reference	Explanation
Part III, Line 8	The entire amount of Medicare shortfall qualifies as community benefit. Our treatment of Medicare patients, as described in IRS Rev. Rul. 69-545, indicates that Roper Hospital operates to promote the health of the community. By taking Medicare patients, the hospital promotes access to healthcare services, which is a community benefit. The organization uses the Medicare cost report to determine the costs reported on Part III, Line 5 and 6. Had we included revenues and costs from all Medicare programs including Medicare Part C, this would have resulted in an additional shortfall of \$8,877,333.

Form and Line Reference	Explanation
Part III, Line 9b	The hospital uses the Health Care Advisory Board's self pay compass program to identify a patient's propensity to pay. Accounts with an FPL of 350% and below will be identified once the self pay AR billing process has been completed and prior to the account being referred to a collection agency. Accounts with FPL of 350% and below will be given a charity adjustment. Once an account has been referred to bad debt, the organization will make every effort to ensure that all self-pay collectors demonstrate consistent, compassionate, and professional service while conducting business on behalf of the health system. This will include, but is not limited to, guarantor notification and contact/collection attempts, discount opportunities, payment plan arrangements, account balance notifications, face to face meetings, and detailed bill generation. An outsourced self-pay billing agency will contact the guarantor to set up payment arrangements. Financial assistance discounts are offered to guarantors who meet the charity guidelines. Self pay patients receive a 35% discount off total charges. They are also eligible for a 10% prompt payment discount if they pay the balance during the discussion. Discounts may be combined if all requirements are met. In pursuit of collections, the hospital and its agents will not attach liens on property, garnish wages, pursue legal actions (unless recommended by the self pay billing entities), sell accounts, or send bankrupt guarantors to collection agencies.

Form and Line Reference	Explanation
Part VI, Line 2	<p>Roper St Francis Healthcare identified community health needs by undergoing an assessment process in 2013 that complies with IRS Section 501(r). The Needs Assessment is posted on our website http://www.rsfh.com/About_Us/Mission_and_Community_Activities/Needs_Assessment.aspx and we invite the community to review and respond to this document so that our collaborative efforts can make living in our community more enjoyable and healthier. As allowed by IRS guidelines, Roper St Francis Healthcare decided to produce a joint CHNA report in collaboration with its three Charleston area hospitals as those facilities define their communities to be the same. Each hospital files a Schedule H and has a customized implementation plan attached. The community needs assessment process consists of 5 steps: data assessment, community input, prioritization and implementation strategy, reporting, and monitoring. In the data assessment step, service areas were defined, external data research was completed and key findings were summarized. Interviews were conducted with persons with special knowledge of public health, hospital personnel, local organizations, and community outreach advocates. Our service area for this assessment is defined as the Tri-County area of Charleston, Berkeley, and Dorchester Counties. We used the following sources in the data assessment process: Nielson Claritas, 2012 County Health Rankings, Health Indicators Warehouse, The Advisory Board Company, Kids Count Data Center, Truven Health Analytics, and the USDA. Data from these sources was used to identify at-risk populations, underserved populations, health need areas, and professional shortage areas. See the answer to Schedule H, Part VI, question 4 for a description of the community served. Subsequent to the data assessment step, the Community Needs Assessment Team entered into dialogue with key hospital administrators, physicians, those with knowledge/expertise in public health, and those serving underserved and chronic disease populations. During the community input phase, the team conducted face-to-face interviews, phone interviews, and surveys in which respondents were able to comment and discuss general community health issues of their specific service area. Through these numerous interviews and surveys, a summary of community input was created. This summary would eventually be used to help focus in on priorities and ultimately, implementation strategies. Respondents who participated in this phase included experts in the field of public health, hospital administration members, community outreach groups, and other local organizations. Respondents included Dana Millet, Director of DHEC Lowcountry Region, Joseph Chambers, MD, Public Health expert and consultant, Thaddeus Bell, MD, with Closing the Gap in Healthcare. Other respondents were from focus groups in the Charleston Promise Neighborhood (North Charleston), East Cooper Community Outreach (Mt Pleasant), Neighborhood House (Charleston), and Our Lady of Mercy Outreach Center (Johns Island). Collection and analysis of results from the CHNA data assessment, survey, interviews, and focus groups provided a strong foundation for identifying health needs and service gaps. In June 2013, Roper St Francis Healthcare held multiple sessions with leading stakeholders to assess initial findings and establish priorities. These various constituents included representatives from the Medical University of South Carolina's strategic planning team, leadership of Trident United Way's Health Council and 2-1-1 program, experts from Joseph P. Riley Jr. Center for Livable Communities at the College of Charleston, and public health consultants. Twelve priority areas of need emerged for the Tri-County service area. As part of the prioritization process, Roper St Francis Healthcare conducted an inventory of existing system-based outreach programs, community partnerships, and other collaborative resources that currently address each of the priority areas:</p> <ol style="list-style-type: none"> 1) Access to Services for Uninsured and Underinsured: Access Health Tri-county Network, RSF Financial Assistance Policy and Patient Financial Services staff to assist, partnerships with Free Clinics such as Barrier Island Free Medical Clinic, Our Lady of Mercy Outreach and Crisis Ministries, new RSF Mt Pleasant Hospital and Physician Partners network development. 2) Obesity, Nutrition, and Activity: RSF Bariatric & Metabolic Services, Diabetes Treatment Center, Cardiac Rehabilitation Centers and related programs, Lowcountry Senior Center programs, Families for Healthy Heart program, Employee "Wellness Works" program with coaching available, partnering with community groups such as City of Charleston's "Lighten Up Charleston" and "Closing the Gap in Healthcare", farmers markets at hospitals. 3) Mental Health: "Highway to Hope" program with mobile van/partnership with mental health departments, Behavioral Health Unit, case management/assessment through Emergency Departments. 4) Alcohol

Form and Line Reference	Explanation
Part VI, Line 2	<p>hol and Drug Abuse Community investment support for community programs, addressed through Behavioral Health Unit and Physician Partners practices 5)Breast Center/Mammography Breast Cancer Center at Roper Hospital, RSF Cancer Center, "Ladies Night Out" community outreach programs 6)Maternal and Child Healthcare/Infant Mortality Prenatal Care programs throughout system, special focus on prenatal care and treatment through RSF Mt Pleasant and Bon Secours St Francis hospitals specifically, with outreach to rural communities, support and partnership with Our Lady of Mercy Outreach, Franklin C. Fetter Clinic and others 7)Prevention/Wellness/Outreach Employee "Wellness Works" program with coaching available, Families for Healthy Heart program, Community Screenings and health fairs, partnerships and support for community wellness and prevention programs 8)High Prevalence of Chronic Disease Heart and Vascular treatments and programs, development of Palliative Care program, Cancer Center outreach and support programs 9)Lack of Transportation ITN (Independent Transportation Network), volunteers giving rides for medical appointments, support for CARTA public transportation and use of taxis throughout system when needed, development of Physician Partners network for closer proximity of population areas 10)Low Healthcare Literacy and Distrust Among Those with Limited Access Health Literacy training through Professional Development, Case Management and Nursing focus on discharge planning and instructions, "Closing the Gap in Healthcare" public education programs 11)Coordination of Care Across Settings "Transitions of Care" process throughout RSF, new grant through Duke Endowment for this, Case Management model for Access Health Tri-County Network, RSF Home Health, Palliative Care program and new Hospice program 12)Cultural Awareness and Effective Programs Professional Development programs for cultural competencies, development of Diversity program and educational efforts, support for "Closing the Gap in Healthcare" program, Mandatory on-line program for employees After examining the range of services currently available, the expertise, outreach, and capacity of the RSFH system, and the resources available to best address needs through other community organizations, Roper St Francis Healthcare senior leadership chose the following 6 issues as priorities to implement for its current CHNA Access to Services and Coverage for the Uninsured and Underserved, Mental Health, Maternal and Child Health, Prevention/Wellness/Outreach, High Prevalence of Chronic Disease, and Coordination of Care Across Settings For the needs identified through the CHNA that did not emerge as strategic priority areas of need (Obesity, Nutrition and Activity, Alcohol and Drug Abuse, Breast Cancer/Mammography, Lack of Transportation, Low Healthcare Literacy and Distrust Among Those with Limited Access, Cultural Awareness and Effective Programs), Roper St Francis Healthcare will continue to provide the support and services as listed in the inventory of community outreach and services to address these issues The Roper St Francis Community Needs Assessment Team developed implementation strategies for each health issue identified as a strategic priority This implementation plan (attached) will be rolled out over the next 3 years Strategies are be clearly defined with a matrix of which areas each RSFH hospital will address Some strategies may be addressed by more than one RSFH hospital or the system as a whole The team will develop a monitoring method to provide status and results of these efforts to improve community health RSFH is committed to conducting another health needs assessment in three years The Community Health Needs Assessment for fiscal December 31, 2013 was approved by the Board of Directors at its meeting held on October 12, 2013</p>

Form and Line Reference	Explanation
Part VI, Line 3	<p>The Hospital shall send anyone who requests information on the hospital's financial assistance program a letter outlining required information and a financial assistance application form. Requests for financial assistance may be proposed by sources other than the patient, such as the patient's physician, family members, social service organizations, community or religious groups, or hospital personnel. Statements to patients from the Hospital outline our charity care policy and our charity care policy is posted on our website. If patients indicate they are not able to pay their bill, we will provide the patient with a charity care application. Patients can also meet with a member of our financial counseling department to learn about their financial assistance options. Brochures are printed in English and Spanish telling patients to contact the financial counseling department. The Hospital wants its patients' focus to be on health and recovery and not financial worry. There is absolutely no additional cost for our financial counseling assistance. Additionally, patients can meet with staff of the Medicaid program. The program staff will meet with patients individually to help them apply for publicly supported programs such as Medicaid, Medicare, and disability. Counselors meet with patients in the hospital as well as making home visits as appropriate. The staff can also help identify resources to help pay for medication. All of this information is posted on our website with the appropriate contact information.</p>

Form and Line Reference	Explanation
Part VI, Line 4	<p>The System's primary service area consists of Charleston, Berkeley, and Dorchester counties, and includes the major municipalities of Charleston, North Charleston, Mount Pleasant, and Summerville. Approximately 705,000 residents live within the primary service area, based on Esri estimates for 2014. According to Esri's forecasts, population in the primary service area is projected to grow 9.5% between 2014 and 2019. In 2014, 14% of households within the primary service area had income less than \$15K, 11% had income between \$15K and \$25K, 25% had income between \$25K and \$50K, 20% between \$50K and \$75K, 13% between \$75K and \$100K, and 17% above \$100K, compared to the national rates of 14%, 12%, 25%, 18%, 12%, and 19%, respectively. Within the primary service area, poverty continues to be an issue. According to the US Census Bureau's 2013 Small Area Health Insurance Estimates (SAHIE), an estimated 111,194 Tri-county residents lack health insurance. There is a vast overrepresentation of the uninsured living at or below the Federal Poverty Level. The US Department of Health and Human Services designated 6 medically underserved areas and 1 medically underserved population within our primary service area. From December 2013 to December 2014, the unemployment rate in the primary service area increased from 5.2% to 5.4%. This is a lower unemployment rate than the national average, which was 6.7% in December 2013 declining to 5.6% in December 2014. The secondary service area includes Colleton, Orangeburg, Georgetown, Hampton, Beaufort, Williamsburg, and Horry counties. In addition to the system's facilities, there are four other non-military hospitals in the primary service area.</p>

Form and Line Reference	Explanation
Part VI, Line 5	<p>In keeping with our mission of healing all people with compassion, faith, and excellence, Roper St Francis Healthcare strives to enrich the health of our community. We do this by offering charity care to those in need, reaching out to our neighbors with health fairs and educational materials, sponsoring organizations and events that promote wellness and community well-being, and marshalling our resources to advance the health and dignity of each person with whom we come in contact. We are the lowcountry's only non-governmental, not for profit healthcare system. With this distinction, we believe it is our responsibility to advocate for and respond to our neighbors needs through community benefit. Surplus funds are returned to our community through the development of new facilities to serve population growth, the expansion of existing facilities, subsidizing care for those who are unable to pay, sponsorship of healthcare related activities including outreach clinics and programs for the uninsured, and investing in technology to improve the quality of patient care. The organization is committed to the enrichment of healthcare in our community as evidenced by the composition of our Board of Directors and Open Medical Staff. Our governing body is comprised of a 13-member Board of Directors. At least nine directors must have their primary residence in a community served by the system. Five directors must be physicians actively engaged in the full time practice of medicine. The hospital extends medical staff privileges to all qualified physicians in the area for most of our departments.</p>

Form and Line Reference	Explanation
Part VI, Line 6	CareAlliance Health Services (d/b/a) Roper St Francis Healthcare (RSFH) is a charitable health care delivery system based in Charleston, South Carolina. The 657-bed health system provides services at 90 facilities and doctors' offices conveniently located throughout our region. One of these facilities is Roper Hospital, Inc, an acute care hospital with 368 licensed beds. CareAlliance was formed effective August 1, 1998, through the execution of an affiliation agreement between the following founding members: - The Medical Society of South Carolina, - Bon-Secours Health System, Inc, and - Carolinas Healthcare System. CareAlliance is the sole corporate member and, through its by-laws, has the power to control the financial and business affairs of Roper Hospital, Inc.

Form and Line Reference	Explanation
Part VI, Line 7, Reports Filed With States	SC

Additional Data

Software ID:
Software Version:
EIN: 57-0828733
Name: Roper Hospital Inc

Form 990 Part V Section C Supplemental Information for Part V, Section B.

Section C. Supplemental Information for Part V, Section B. Provide descriptions required for Part V, Section B, lines 1j, 3, 4, 5d, 6i, 7, 10, 11, 12i, 14g, 16e, 17e, 18e, 19c, 19d, 20d, 21, and 22. If applicable, provide separate descriptions for each facility in a facility reporting group, designated by "Facility A," "Facility B," etc.	
Form and Line Reference	Explanation
Roper Hospital	
Roper Hospital	Part V, Section B, Line 6a Roper St Francis Healthcare decided to produce a joint CHNA report in collaboration with its three Charleston area hospitals as those facilities define their communities to be the same These hospitals include Roper Hospital Inc , Bon Secours St Francis Xavier Hospital, and Mount Pleasant Hospital Each of these hospitals has a customized implementation plan
Roper Hospital	Part V, Section B, Line 11 The organization has programs in place that address all of the community needs identified by the CHNA However, RSFH senior leadership identified 6 issues as strategic priorities to address in the implementation plan for its current CHNA For the needs that did not emerge as strategic priority areas, Roper St Francis Healthcare will continue to provide the current support and services as listed in Schedule H, Part VI, question 4
Roper Hospital	Part V, Section B, Line 15e A 10% prompt payment discount is also offered to all self-pay or self-pay-after-insurance patients who pay the account balance at one time
Roper Hospital	Part V, Section B, Line 16i The patient handbook provided with registration references the policy and includes contact information for patients who need assistance In addition, signs are posted at all hospital registration sites and reference our financial policies and how they are accessed
Roper Hospital	Part V, Section B, Line 22d The hospital's FAP provides a minimum discount of 90% for individuals that qualify under the policy's provisions The hospital has made plans to implement a method of determining Amounts Generally Billed (AGB) per the recently released Proposed Regulations under IRC Section 501(r), however given the high level of discount available under the current policy, the organization is confident that its policies are well with in guidelines
Part V, Section B, Line 16	Financial Assistance Policy Website Availability
Roper Hospital Part V, Section B, line 16a website	www rsfh com/billing-financial_assistance
Roper Hospital Part V, Section B, line 16b website	www rsfh com/billing-financial_assistance
Roper Hospital Part V, Section B, line 16c website	www rsfh com/billing-financial_assistance

Form 990 Schedule H, Part V Section D. Other Facilities That Are Not Licensed, Registered, or Similarly Recognized as a Hospital Facility

Section D. Other Health Care Facilities That Are Not Licensed, Registered, or Similarly Recognized as a Hospital Facility

(list in order of size, from largest to smallest)

How many non-hospital health care facilities did the organization operate during the tax year?

Name and address	Type of Facility (describe)
Roper Hospital Diagnostics & ER - Northw 2233 Northwoods Blvd North Charleston, SC 29406	radiology, pharmacy, lab, and emergency services
Roper Hospital Diagnostics & ER - Berkel 730 Stoney Landing Road Moncks Corner, SC 29461	radiology, pharmacy, lab, and emergency services
Roper Hospital Ambulatory Surgery & Pain 325 Folly road Ste 200 Charleston, SC 29412	radiology, pharmacy, lab, and emergency services
Roper Hospital Diagnostics - James Islan 325 Folly road Ste 108 205 Charleston, SC 29412	radiology, pharmacy, lab, and emergency services
Roper St Francis Home Health Care 1483 Tobias Gadson Blvd 208 Charleston, SC 29407	radiology, pharmacy, lab, and emergency services
Roper Hospital Ambulatory Surgery - Berk 730 Stoney Landing Road Moncks Corner, SC 29461	radiology, pharmacy, lab, and emergency services
Roper Hospital Imaging - Wingo Way 180 Wingo Way Ste 105 Mt Pleasant, SC 29464	radiology, pharmacy, lab, and emergency services
Roper Hospital Diagnostics - Medical Off 125 Doughty Street Ste 160 Charleston, SC 29403	radiology, pharmacy, lab, and emergency services
Roper Hospice 1483 Tobias Gadson Blvd 208A Charleston, SC 29407	radiology, pharmacy, lab, and emergency services
Lowcountry Surgery Center dba Roper St 18 Farmfield Avenue Charleston, SC 29407	radiology, pharmacy, lab, and emergency services
Roper Hospital Diagnostics - Moncks Corn 2061 Highway 52 Moncks Corner, SC 29461	radiology, pharmacy, lab, and emergency services
Roper Hospital Rehab - Berkeley 730 Stoney Landing Road Moncks Corner, SC 29461	radiology, pharmacy, lab, and emergency services
Roper Hospital Diagnostics - Goose Creek 149 St James Avenue Goose Creek, SC 29445	radiology, pharmacy, lab, and emergency services
Roper Hospital Sleep Lab - Berkeley 730 Stoney Landing Road Moncks Corner, SC 29461	radiology, pharmacy, lab, and emergency services
Roper Hospital Imaging - Wesley Drive 615 Wesley Drive Ste 120 Charleston, SC 29407	radiology, pharmacy, lab, and emergency services

Schedule J
(Form 990)

Department of the Treasury
Internal Revenue Service

Compensation Information

For certain Officers, Directors, Trustees, Key Employees, and Highest Compensated Employees

▶ Complete if the organization answered "Yes" to Form 990, Part IV, line 23.
▶ Attach to Form 990.

▶ Information about Schedule J (Form 990) and its instructions is at www.irs.gov/form990.

OMB No 1545-0047

2014

Open to Public Inspection

Name of the organization
Roper Hospital Inc

Employer identification number
57-0828733

Part I

Questions Regarding Compensation

	Yes	No
<div><div>1a</div><div>Check the appropriate box(es) if the organization provided any of the following to or for a person listed in Form 990, Part VII, Section A, line 1a. Complete Part III to provide any relevant information regarding these items.</div><div><div><div><input type="checkbox"/> First-class or charter travel</div><div><input type="checkbox"/> Travel for companions</div><div><input type="checkbox"/> Tax idemnification and gross-up payments</div><div><input type="checkbox"/> Discretionary spending account</div></div><div><div><input type="checkbox"/> Housing allowance or residence for personal use</div><div><input type="checkbox"/> Payments for business use of personal residence</div><div><input type="checkbox"/> Health or social club dues or initiation fees</div><div><input type="checkbox"/> Personal services (e g , maid, chauffeur, chef)</div></div></div></div>		
<div><div>1b</div><div>If any of the boxes in line 1a are checked, did the organization follow a written policy regarding payment or reimbursement or provision of all of the expenses described above? If "No," complete Part III to explain.</div></div>		
<div><div>2</div><div>Did the organization require substantiation prior to reimbursing or allowing expenses incurred by all directors, trustees, officers, including the CEO/Executive Director, regarding the items checked in line 1a?</div></div>	Yes	
<div><div>3</div><div>Indicate which, if any, of the following the filing organization used to establish the compensation of the organization's CEO/Executive Director. Check all that apply. Do not check any boxes for methods used by a related organization to establish compensation of the CEO/Executive Director, but explain in Part III.</div><div><div><div><input checked="" type="checkbox"/> Compensation committee</div><div><input checked="" type="checkbox"/> Independent compensation consultant</div><div><input type="checkbox"/> Form 990 of other organizations</div></div><div><div><input type="checkbox"/> Written employment contract</div><div><input checked="" type="checkbox"/> Compensation survey or study</div><div><input checked="" type="checkbox"/> Approval by the board or compensation committee</div></div></div></div>		
<div><div>4</div><div>During the year, did any person listed in Form 990, Part VII, Section A, line 1a with respect to the filing organization or a related organization:</div></div>		
<div><div>a</div><div>Receive a severance payment or change-of-control payment?</div></div>		No
<div><div>b</div><div>Participate in, or receive payment from, a supplemental nonqualified retirement plan?</div></div>	Yes	
<div><div>c</div><div>Participate in, or receive payment from, an equity-based compensation arrangement?</div></div> <div>If "Yes" to any of lines 4a-c, list the persons and provide the applicable amounts for each item in Part III.</div>		No
<div><div></div><div>Only 501(c)(3), 501(c)(4), and 501(c)(29) organizations must complete lines 5-9.</div></div>		
<div><div>5</div><div>For persons listed in Form 990, Part VII, Section A, line 1a, did the organization pay or accrue any compensation contingent on the revenues of:</div></div>		
<div><div>a</div><div>The organization?</div></div>		No
<div><div>b</div><div>Any related organization?</div></div> <div>If "Yes," to line 5a or 5b, describe in Part III.</div>		No
<div><div>6</div><div>For persons listed in Form 990, Part VII, Section A, line 1a, did the organization pay or accrue any compensation contingent on the net earnings of:</div></div>		
<div><div>a</div><div>The organization?</div></div>	Yes	
<div><div>b</div><div>Any related organization?</div></div> <div>If "Yes," to line 6a or 6b, describe in Part III.</div>	Yes	
<div><div>7</div><div>For persons listed in Form 990, Part VII, Section A, line 1a, did the organization provide any non-fixed payments not described in lines 5 and 6? If "Yes," describe in Part III.</div></div>	Yes	
<div><div>8</div><div>Were any amounts reported in Form 990, Part VII, paid or accrued pursuant to a contract that was subject to the initial contract exception described in Regulations section 53.4958-4(a)(3)? If "Yes," describe in Part III.</div></div>		No
<div><div>9</div><div>If "Yes" to line 8, did the organization also follow the rebuttable presumption procedure described in Regulations section 53.4958-6(c)?</div></div>		

Part II Officers, Directors, Trustees, Key Employees, and Highest Compensated Employees. Use duplicate copies if additional space is needed.

For each individual whose compensation must be reported in Schedule J, report compensation from the organization on row (i) and from related organizations, described in the instructions, on row (ii) Do not list any individuals that are not listed on Form 990, Part VII

Note. The sum of columns (B)(i)-(iii) for each listed individual must equal the total amount of Form 990, Part VII, Section A, line 1a, applicable column (D) and (E) amounts for that individual

(A) Name and Title		(B) Breakdown of W-2 and/or 1099-MISC compensation			(C) Retirement and other deferred compensation	(D) Nontaxable benefits	(E) Total of columns (B)(i)-(D)	(F) Compensation in column(B) reported as deferred in prior Form 990
		(i) Base compensation	(ii) Bonus & incentive compensation	(iii) Other reportable compensation				
See Additional Data Table								

Part III Supplemental Information

Provide the information, explanation, or descriptions required for Part I, lines 1a, 1b, 3, 4a, 4b, 4c, 5a, 5b, 6a, 6b, 7, and 8, and for Part II. Also complete this part for any additional information.

Return Reference	Explanation
Part I, Line 4b	The Vice Presidents, CFO, and CEO participate in the 457(f) Plan. The following participants received compensation through a 457(f) Plan: Michael Taylor \$ 124,847 (from a related organization); Matthew Severance 52,227 (from a related organization); Steven Shapiro 26,600 (from a related organization); Allen Carroll 37,375 (from a related organization); Douglas Bowling 44,607 (from a related organization); Gregory Edwards 31,599 (from a related organization); H. Douglas Harrison 14,818 (from a related organization); Pennie Peralta 18,943 (from a related organization); David Dunlap 83,583 (from a related organization); Bret Johnson 115,178 (from a related organization).
Part I, Line 6	Goals are developed each year to support the organization's strategic initiatives for people, quality, financial, growth and service. The Ad Hoc Compensation Committee approves the system goals annually and reports to the full Board of Directors. Progress on each metric is reported to the board each month on the corporate scorecard. At year end, the Ad Hoc Compensation Committee approves the final scorecard number and reports results to the full board. Annual incentives for the executives are based on 60% on the corporate scorecard and 40% on individual performance. Executives maintain an individual scorecard on the leader evaluation manager and discuss results monthly with the President/CEO. The President/CEO approves the individual executive scorecard. System Vice Presidents and the system CEO are eligible to participate in a long term incentive plan (LTIP). An LTIP typically takes place over a three year period and does not vest until the end of the third year. To receive payment, executives must still be employed by the system at the end of the plan period. Each LTIP has a financial and clinical objective that is aligned with the organization's strategic goals. Threshold, target, and maximum performance ranges are established for these objectives and are measured based on performance against similar organizations or compared to an internal metric such as an improvement over prior performance. These targets and objectives are approved by the Ad Hoc Compensation Committee. The incentive is earned based on the satisfaction of the threshold, target, or maximum performance ranges. The Ad Hoc Compensation Committee also approves the final LTIP performance score and the amount paid to executives under the plan. Results are reported to the full board annually.
Part I, Line 7	See the response to Line 6 above.
Part II, Line 1 Compensation from unrelated organizations	Carolinas Healthcare System provides the compensation of David L. Dunlap, CEO, CareAlliance Health Services, Bret D. Johnson, CFO, CareAlliance Health Services, and John Sullivan, CEO, Roper St. Francis Mt. Pleasant Hospital. Mr. Dunlap and Mr. Johnson are employees of Carolinas Healthcare System and their compensation is paid by CareAlliance Healthcare Services, a related organization, through a management fee to Carolinas Healthcare System. Mr. Sullivan is also an employee of Carolinas Healthcare System, and his compensation is paid by Roper St. Francis Mt. Pleasant hospital, a related organization, through a management fee to Carolinas Healthcare System. Additional information: CareAlliance Health Services has board representations from the 3 founding organizations: The Medical Society of SC (6 board members), Bon-Secours Health System, Inc. (6 board members), and Carolinas Healthcare System (1 board member). None of the 13 appointed board members receive compensation for their membership. Additionally, 4 of the 6 board members appointed by the Medical Society of South Carolina also serve on the Board of the Medical Society. None receive compensation for their services as a board member. It is the founding members' intent that the members of the Board of Directors are appointed to such positions because they have a willingness to serve the needs of the system as a whole and not the needs of any individual founding member.

Additional Data

Software ID:
Software Version:
EIN: 57-0828733
Name: Roper Hospital Inc

Form 990, Schedule J, Part II - Officers, Directors, Trustees, Key Employees, and Highest Compensated Employees

(A) Name and Title	(B) Breakdown of W-2 and/or 1099-MISC compensation			(C) Retirement and other deferred compensation	(D) Nontaxable benefits	(E) Total of columns (B)(i)-(D)	(F) Compensation in column (B) reported as deferred in prior Form 990
	(i) Base Compensation	(ii) Bonus & incentive compensation	(iii) Other reportable compensation				
1 John M Jordan, Chair (See Sch O)	(i) 0	(i) 0	(i) 0	(i) 0	(i) 0	(i) 0	(i) 0
	(ii) 284,425	(ii) 40,000	(ii) 0	(ii) 15,576	(ii) 14,060	(ii) 354,061	(ii) 0
1 Stanley Wilson MD, Vice Chair (See Sch O)	(i) 0	(i) 0	(i) 0	(i) 0	(i) 0	(i) 0	(i) 0
	(ii) 405,402	(ii) 158,883	(ii) 7,897	(ii) 30,526	(ii) 19,097	(ii) 621,805	(ii) 0
2 Shannon Honney MD, Board Member (See Sch O)	(i) 0	(i) 0	(i) 0	(i) 0	(i) 0	(i) 0	(i) 0
	(ii) 157,202	(ii) 53,027	(ii) 10,587	(ii) 6,689	(ii) 12,716	(ii) 240,221	(ii) 0
3 Brian Cuddy MD, Board Member (from July)(See Sch O)	(i) 19,000	(i) 0	(i) 0	(i) 0	(i) 0	(i) 19,000	(i) 0
	(ii) 908,760	(ii) 42,715	(ii) 11,924	(ii) 30,526	(ii) 28,158	(ii) 1,022,083	(ii) 0
4 David Dunlap, President & CEO of CAHS	(i) 0	(i) 0	(i) 0	(i) 0	(i) 0	(i) 0	(i) 0
	(ii) 595,161	(ii) 429,833	(ii) 143,005	(ii) 225,455	(ii) 24,573	(ii) 1,418,027	(ii) 178,132
5 Matthew Severance, CEO/Secretary	(i) 423,641	(i) 252,539	(i) 60,621	(i) 164,076	(i) 30,296	(i) 931,173	(i) 145,166
	(ii) 0	(ii) 0	(ii) 0	(ii) 0	(ii) 0	(ii) 0	(ii) 0
6 Steven Shapiro MD, CMO & VP Med Affairs	(i) 0	(i) 0	(i) 0	(i) 0	(i) 0	(i) 0	(i) 0
	(ii) 377,693	(ii) 204,012	(ii) 40,528	(ii) 96,286	(ii) 13,506	(ii) 732,025	(ii) 60,452
7 Bret Johnson, CFO & SVP / Treasurer	(i) 0	(i) 0	(i) 0	(i) 0	(i) 0	(i) 0	(i) 0
	(ii) 337,964	(ii) 211,888	(ii) 119,706	(ii) 170,590	(ii) 31,547	(ii) 871,695	(ii) 144,292
8 Allen Carroll, SVP of Operations	(i) 0	(i) 0	(i) 0	(i) 0	(i) 0	(i) 0	(i) 0
	(ii) 335,625	(ii) 201,518	(ii) 38,348	(ii) 137,116	(ii) 20,844	(ii) 733,451	(ii) 113,773
9 Douglas Bowling, CSO & VP	(i) 0	(i) 0	(i) 0	(i) 0	(i) 0	(i) 0	(i) 0
	(ii) 307,813	(ii) 151,537	(ii) 48,591	(ii) 125,616	(ii) 23,537	(ii) 657,094	(ii) 97,324
10 John Sullivan, VP Operations	(i) 0	(i) 0	(i) 0	(i) 0	(i) 0	(i) 0	(i) 0
	(ii) 223,036	(ii) 138,268	(ii) 33,780	(ii) 165,478	(ii) 24,286	(ii) 584,848	(ii) 43,596
11 Gregory Edwards, VP & General Council	(i) 0	(i) 0	(i) 0	(i) 0	(i) 0	(i) 0	(i) 0
	(ii) 305,134	(ii) 162,091	(ii) 34,406	(ii) 101,834	(ii) 26,222	(ii) 629,687	(ii) 78,247
12 H Douglas Harnson, VP Human Resources (through March)	(i) 0	(i) 0	(i) 0	(i) 0	(i) 0	(i) 0	(i) 0
	(ii) 87,470	(ii) 136,876	(ii) 19,853	(ii) 57,961	(ii) 868	(ii) 303,028	(ii) 41,055
13 Melanie Stith, VP Human Resources (from April)	(i) 0	(i) 0	(i) 0	(i) 0	(i) 0	(i) 0	(i) 0
	(ii) 172,488	(ii) 29,074	(ii) 225	(ii) 18,377	(ii) 33,296	(ii) 253,460	(ii) 0
14 Michael Taylor, CIO & VP (through April)	(i) 0	(i) 0	(i) 0	(i) 0	(i) 0	(i) 0	(i) 0
	(ii) 260,028	(ii) 137,480	(ii) 129,168	(ii) 48,676	(ii) 12,098	(ii) 587,450	(ii) 167,687
15 Melinda Cardell, CIO & VP (from April)	(i) 0	(i) 0	(i) 0	(i) 0	(i) 0	(i) 0	(i) 0
	(ii) 186,433	(ii) 27,170	(ii) 1,737	(ii) 8,242	(ii) 15,003	(ii) 238,585	(ii) 0
16 Carolyn Donohue, VP Nursing/ Senior Nurse Exec RHI	(i) 193,443	(i) 0	(i) 16,048	(i) 23,420	(i) 9,953	(i) 242,864	(i) 0
	(ii) 0	(ii) 0	(ii) 0	(ii) 0	(ii) 0	(ii) 0	(ii) 0
17 Pennie Peralta, VP Nursing/ Sr Nurse Exec SFX	(i) 0	(i) 0	(i) 0	(i) 0	(i) 0	(i) 0	(i) 0
	(ii) 169,334	(ii) 74,959	(ii) 20,401	(ii) 51,487	(ii) 18,395	(ii) 334,576	(ii) 46,075
18 Mark Dickson, VP Mission	(i) 0	(i) 0	(i) 0	(i) 0	(i) 0	(i) 0	(i) 0
	(ii) 144,128	(ii) 56,490	(ii) 3,103	(ii) 39,581	(ii) 27,841	(ii) 271,143	(ii) 0
19 Todd Shuman MD, VP & CQO	(i) 108,798	(i) 19,536	(i) 128	(i) 17,571	(i) 5,592	(i) 151,625	(i) 0
	(ii) 220,894	(ii) 39,664	(ii) 259	(ii) 35,675	(ii) 11,353	(ii) 307,845	(ii) 0

Form 990, Schedule J, Part II - Officers, Directors, Trustees, Key Employees, and Highest Compensated Employees

(A) Name and Title	(B) Breakdown of W-2 and/or 1099-MISC compensation			(C) Retirement and other deferred compensation	(D) Nontaxable benefits	(E) Total of columns (B)(i)-(D)	(F) Compensation in column (B) reported as deferred in prior Form 990
	(i) Base Compensation	(ii) Bonus & incentive compensation	(iii) Other reportable compensation				
21 R Levern Livingston MD, Roper Board Chair	(i)	0	0	0	0	0	0
	(ii)	128,955	0	15,137	6,574	1,343	152,009
1 Susan Bennett, Asso Nurse Executive	(i)	135,082	29,213	1,976	7,780	131	174,182
	(ii)	0	0	0	0	0	0
2 Wanda Brockmeyer, Director of Emergency Services	(i)	0	0	0	0	0	0
	(ii)	150,011	25,916	9,006	9,612	10,706	205,251
3 Peter DiNicola, Director of Plant Engineering	(i)	0	0	0	0	0	0
	(ii)	198,265	33,150	4,137	13,189	5,845	254,586
4 John M Grayson MD, Dir of Heart Ctr	(i)	0	0	0	0	0	0
	(ii)	324,035	53,550	1,143	13,026	17,507	409,261
5 Joan Wherley, Director of Imaging Services	(i)	0	0	0	0	0	0
	(ii)	148,246	28,438	3,194	26,285	8,391	214,554
6 George Khoury MD, Physician	(i)	11,500	0	0	0	11,500	0
	(ii)	1,162,483	74,357	15,625	30,526	32,368	1,315,359
7 John Steichen MD, Physician	(i)	15,500	0	0	0	15,500	0
	(ii)	1,133,832	3,680	18,018	30,526	30,384	1,216,440
8 Stephen Rawe MD, Physician	(i)	15,000	0	0	0	15,000	0
	(ii)	1,098,125	800	12,185	30,526	18,239	1,159,875
9 John McCrosson MD, Physician	(i)	4,005	0	0	0	4,005	0
	(ii)	870,518	151,787	14,832	50,026	29,767	1,116,930
10 Morgan Stuart MD, Physician	(i)	17,500	0	0	0	17,500	0
	(ii)	736,438	184,967	7,794	30,526	29,582	989,307
11 Francis Wyckoff Jr, Director of Pharmacy (Former Key EE)	(i)	0	0	0	0	0	0
	(ii)	178,451	34,207	3,609	29,077	12,213	257,557

Schedule L
(Form 990 or 990-EZ)

Transactions with Interested Persons

OMB No 1545-0047

2014

Open to Public Inspection

▶ Complete if the organization answered "Yes" on Form 990, Part IV, lines 25a, 25b, 26, 27, 28a, 28b, or 28c, or Form 990-EZ, Part V, line 38a or 40b. ▶ Attach to Form 990 or Form 990-EZ.

▶Information about Schedule L (Form 990 or 990-EZ) and its instructions is at www.irs.gov/form990.

Name of the organization
Roper Hospital Inc

Employer identification number
57-0828733

Part I Excess Benefit Transactions (section 501(c)(3), section 501(c)(4), and 501(c)(29) organizations only) Complete if the organization answered "Yes" on Form 990, Part IV, line 25a or 25b, or Form 990-EZ, Part V, line 40b				
1	(a) Name of disqualified person	(b) Relationship between disqualified person and organization	(c) Description of transaction	(d) Corrected?
				YesNo

2 Enter the amount of tax incurred by organization managers or disqualified persons during the year under section 4958 ▶ \$

3 Enter the amount of tax, if any, on line 2, above, reimbursed by the organization ▶ \$

Part II

Loans to and/or From Interested Persons.

Complete if the organization answered "Yes" on Form 990-EZ, Part V, line 38a, or Form 990, Part IV, line 26, or if the organization reported an amount on Form 990, Part X, line 5, 6, or 22

(a) Name of interested person	(b) Relationship with organization	(c) Purpose of loan	(d) Loan to or from the organization?		(e) Original principal amount	(f) Balance due	(g) In default?		(h) Approved by board or committee?	(i) Written agreement?	
			To	From			Yes	No		Yes	No

Total ▶ \$

Part III Grants or Assistance Benefiting Interested Persons. Complete if the organization answered "Yes" on Form 990, Part IV, line 27.				
(a) Name of interested person	(b) Relationship between interested person and the organization	(c) Amount of assistance	(d) Type of assistance	(e) Purpose of assistance

Part IV

Business Transactions Involving Interested Persons.
Complete if the organization answered "Yes" on Form 990, Part IV, line 28a, 28b, or 28c.

(a) Name of interested person	(b) Relationship between interested person and the organization	(c) Amount of transaction	(d) Description of transaction	(e) Sharing of organization's revenues?	
				Yes	No
(1)					No
(2) Jennifer Dunlap	Family relationship with Officer David Dunlap	51,062	Compensation as employee		No
(3) Sonde Smith	Family relationship with Board member Julius Ivester, MD	63,383	Compensation as employee		No
(4) Lauri Pendarvis	Family relationship with Board member Julius Ivester, MD	142,115	Compensation as employee		No

Part V

Supplemental Information
Provide additional information for responses to questions on Schedule L (see instructions)

Return Reference	Explanation
------------------	-------------

SCHEDULE O
(Form 990 or 990-EZ)

Department of the Treasury
Internal Revenue Service

Supplemental Information to Form 990 or 990-EZ

**Complete to provide information for responses to specific questions on
Form 990 or 990-EZ or to provide any additional information.**

▶ Attach to Form 990 or 990-EZ.

**▶ Information about Schedule O (Form 990 or 990-EZ) and its instructions is at
www.irs.gov/form990.**

OMB No 1545-0047

2014

**Open to Public
Inspection**

Name of the organization Roper Hospital Inc	Employer identification number 57-0828733
--	--

Return Reference	Explanation
Form 990, Part VI, Section A, line 3	Carolinas Healthcare System (CHS), an unrelated organization, provides the compensation of Mr David L Dunlap, CEO, CareAlliance Health Services, Mr Bret D Johnson, CFO, CareAlliance Health Services, and Mr John Sullivan, CEO, Roper St Francis Mt Pleasant Hospital Mr Dunlap and Mr Johnson are employees of CHS and their compensation is paid by CareAlliance Health Services, a related organization, through a management fee to CHS Mr Sullivan is also an employee of CHS, and his compensation is paid through a management fee by Roper St Francis Mt Pleasant Hospital

Return Reference	Explanation
Form 990, Part VI, Section A, line 6	<p>The sole member of the corporation is CareAlliance Health Services, a South Carolina nonprofit, nonstock Corporation, d/b/a Roper St Francis Healthcare CareAlliance Health Services is in turn governed by a Board of Directors appointed by the "founding members" Please see the response to Line 7a below The bylaws of the organization specify certain qualifications of the thirteen member Board of Directors At least nine directors must have their primary residence in a community served by the system Five directors must be physicians actively engaged in the full time practice of medicine Five of the directors are appointed to the Board of Directors by virtue of positions held within MSSC, BSHSI and CHS (ex-officio directors) Each of the five ex-officio directors serves as a director of the organization for so long as such person holds his or her respective elected or appointed office in his or her respective founding member organization Directors serve three-year terms and are limited to three consecutive terms After an absence of at least one year, directors are again eligible for appointment to the Board of Directors for two consecutive complete terms</p>

Return Reference	Explanation
Form 990, Part VI, Section A, line 7a	The organization is governed by a thirteen member Board of Directors appointed by the founding members. Subject to certain nominating and governance committee approvals, six directors are appointed by the Medical Society of South Carolina (MSSC), Bon Secours Health Systems, Inc. (BSHSI) and one director is appointed by Carolinas Healthcare Systems (CHS). It is the founding members' intent that the members of the organization's Board of Directors are appointed to such positions because they have a willingness to serve the needs of the system as a whole and not the needs of any individual founding member.

Return Reference	Explanation
Form 990, Part VI, Section A, line 7b	<p>The following actions shall require the unanimous affirmative approval of all of the founding members (a) to amend the Articles of Incorporation or by-laws, including without limitation, any change in the corporation's purposes, provided, however, that, subject to the procedures and voting requirements with respect to the admission of non-founding members, Schedule 3 1 may be amended with the approval of two (2) of the founding members to reflect the admission of a non-founding member, (b) to dissolve or liquidate the corporation and to determine the distribution of assets upon dissolution, (c) to merge or consolidate the corporation or to sell, convey, transfer, lease, or otherwise dispose of all or substantially all of its assets, (d) to appoint the President and Chief Executive Officer of the corporation in a manner other than that established within the by-laws, (e) to alter or amend the corporation's ethical performance standards (defined below), or (f) to enter into any material agreement whereby a third party will (i) become an equity owner in any joint venture with the corporation or any system participant and will not be legally obligated to support the corporation's ethical performance standards, or (ii) manage a substantial part of the facilities, assets, or operations of the system and will not be legally obligated to comply with and support the corporation's ethical performance standards</p>

Return Reference	Explanation
Form 990, Part VI, Section B, line 11	The 2014 Form 990 was prepared by an independent accounting firm with assistance and oversight by management. Reviews were then conducted by senior management before drafts were sent to each member of the organization's governing body. A transmittal letter accompanied the drafts and provided highlights of the Form 990 to the organization's Board of Directors. After the governing body approved the Form 990 draft, a final version was filed with the Internal Revenue Service.

Return Reference	Explanation
Form 990, Part VI, Section B, line 12c	The directors shall complete and return to the secretary an annual statement that each (a) has received a copy of the conflict of interest policy, (b) has read and understands the policy, (c) agrees to comply with this policy, (d) understands that the policy applies to all committees, and (e) understands that the organization is a charitable organization and must continuously engage primarily in activities which accomplish one or more of its tax-exempt purposes

Return Reference	Explanation
Form 990, Part VI, Section B, line 15	<p>An independent company, Towers Watson, provides research, advice and guidance to the compensation committee and senior leadership to ensure the organization's compensation programs for executives covered by the "Intermediate Sanctions Legislation" (IRC Section 4958) are aligned with its stated philosophy. Base salaries are targeted at the 50th percentile of the established comparator market, Total cash compensation (base salary plus annual incentive payments) are targeted at the 75th percentile of the established comparator market, Total direct compensation (total cash compensation plus long term incentive payments) will not exceed the 90th percentile of the established comparator market, Benefits are targeted at market median, and In aggregate, base salary, total cash compensation, total direct compensation and benefits comprise total compensation for executives. The compensation committee ensures that executive total compensation is reflective of the organization's stated compensation philosophy. The committee, in this process, authorizes and supports an annual three step process utilizing Towers Watson's resources:</p> <ol style="list-style-type: none"> 1) Salary levels, annual bonus targets/payments and long term incentive grants are compared rigorously each year with market data based on comparable positions and organizations. A. Comparable organizations are typically not-for-profit healthcare systems with similar operating revenues. Private sector employer data, when available, are also included in the analysis for "transferable skills positions". B. Historically, performance incentive payouts generally track with a normal bonus payout distribution. Incentive goals are primarily based on formally defined quantitative goals approved by the ad hoc Compensation Committee of the RSFH Board of Directors. 2) All recommended pay decisions are tested against these data and the organization's stated compensation philosophy. 3) A formal opinion letter is prepared by Towers Watson, representing that senior executives are compensated within the reasonableness standards mandated by the IRS. A similar process is performed by Towers Watson for the CEO and CFO positions. This letter provides a "safe harbor" for the organization's "directors" relative to the reasonableness of total executive compensation consistent with IRC Section 4958.

Return Reference	Explanation
Form 990, Part VI, Section C, line 18	Photocopies of the Form 990 are available upon request at the organization's administrative office. In addition, recent filings of the Form 990 are available online at www.guidestar.org

Return Reference	Explanation
Form 990, Part VI, Section C, line 19	The organization's audited financial statements are published annually and are available to the public at www.dacbond.com

Return Reference	Explanation
Form 990, Part VII, Line 1	<p>The following board members were compensated for services performed for the organization (or a related organization) not in the capacity of their positions on the board. No board member is compensated for his services as a board member. John M. Jordan was compensated by the Medical Society of South Carolina for services as Chief Executive Officer. Stanley Wilson was compensated for medical services rendered to a related organization. Brian Cuddy was compensated for medical services rendered to the organization. Shannon Honney was compensated for medical services rendered to a related organization. Alison E. Dillon was compensated for medical services rendered to a related organization. Wills C. Geils was compensated for medical services rendered to the organization and a related organization.</p>

Return Reference	Explanation
Form 990, Part IX, Line 1	The majority of the grants expense shown on Page 10 of the 990 is an allocation from the parent company, CareAlliance Health Services. All grants meeting disclosure requirements have been listed on CareAlliance Health Service's Form 990.

Return Reference	Explanation
Form 990, Part XI, line 9	Funds Released For Capital 171,000 Pension and benefits expense allocation from CAHS -2,085,437 Capital and Support From Foundation -147,000 In kind service revenue 239,459 Financial statement presentation adjustment -488,417,190

Return Reference	Explanation
Form 990, Part XII, Line 2C	The process has not changed from the prior year

Return Reference	Explanation
Form 990, Part XI, Line 9, Changes in net assets	Financial Statement Presentation Adjustment - Accounting Standards Update (ASU) 2013-04 required the reclassification of certain assets and liabilities among related entities. These reclasses net to zero when the entities are consolidated. Related Entities include: Care Alliance Health Services - 57-0831165, Roper Hospital, Inc - 57-0828733, Bon Secours - St Francis Xavier - 57-1067254, Roper St Francis Mt Pleasant Hospital - 57-0360499, Roper St Francis Physicians Network - 26-2946628.

Return Reference	Explanation
Form 990, Part III	<p>Creating Life Changing Moments in our Community The Roper St Francis 2014 Community Benefit Report Dear Friends, As we look back on the moments that shaped our 2014 community benefit, I am honored to share some of the highlights that reflect our commitment to meeting the priority needs identified in our Community Health Needs Assessment Through this strategic process we are working hard to create a healthier community for all of us In 2014, Roper St Francis gave over \$61 million dollars to our community This represents a \$10 million increase from the previous year This also reflects 7.7% of our net operating revenue, which is a very high percentage, even for not-for-profit community health systems such as Roper St Francis Thank you for your continued support, trust and faith in Roper St Francis Together we are creating life changing moments in our community Sincerely, David L Dunlap, FACHE President and Chief Executive Officer * Roper St Francis uses the Voluntary Hospital Association /Catholic Health Association's standardized community benefit valuation methodology</p>

Return Reference	Explanation
Form 990, Part III	<p>Our Community Benefit \$48,472,773 Charity Care at Cost \$7,620,320 Unreimbursed Medicaid Cost \$4,711,202 Community Outreach Programs \$603,308 Community Investment \$61,407,603 Total Community Benefit Expense In 2014, we provided 52,381 hours of staff time in support of wellness initiatives that touched 87,273 of our neighbors. This includes participating in over 100 community healthfairs. Community Health Needs Assessment Priorities The following are priorities identified in our recent Community Health Needs Assessment. To see the full assessment, visit www.rsfh.com/mission. Access to Services and Coverage for the Uninsured and Underinsured The AccessHealth Tri-county Network enrolled over 2,500 clients in 2014, providing patients with care navigation and a primary care medical home assignment. AccessHealth believes in quality case management while coordinating with health clinics and organizations. Access to Mental Health Services The local Mental Health Task Force has been in existence since 1998, and was created out of a need to better communicate with other agencies serving those with mental health issues. From the beginning, Roper St. Francis has been involved by contributing to the conversation and action steps. Maternal and Child Health/Infant Mortality Roper St. Francis provides the Our Lady of Mercy Outreach Center Prenatal Clinic on Johns Island and also recently opened the Maternal Fetal Medicine Clinic for high-risk pregnancies. Prevention and Wellness Outreach From employee focused Wellness Works programs to community-based programs like Families for a Healthy Heart, to supporting urban gardening in areas without available and affordable healthy foods, Roper St. Francis is a leader in prevention and wellness outreach. High Prevalence of Chronic Disease We are implementing programs through our Physician Partners and beyond to diagnose, treat and control diabetes and obesity. Recognizing the need for more access for the uninsured, we opened the "Transitions" or "Gap Clinic". These programs have been successful in assisting people who may not have seen a healthcare provider in years. Coordination of Care across Settings With more emphasis on the outpatient setting, Roper St. Francis has developed some of the best home health and hospice care services in the country based on our quality measures and comparative scores. Roper Rehab Hospital In 2014, Roper Rehabilitation Hospital served 55 patients who did not have insurance coverage. These patients ranged in age from 19 to 83 with an average age of 50, and their diagnoses included stroke, spinal cord injury, brain injury and amputation. The average length of stay was 25.31 days. Medication Support Bon Secours St. Francis Hospital participates in the 340 B Drug Discount Program, a federal program that requires pharmaceutical makers to provide outpatient drugs to eligible healthcare organizations or covered entities, allowing them to optimize federal resources and reach more eligible patients, maximizing comprehensive services to unfunded patients. Partners for Community Roper St. Francis partners with several local agencies, such as those below, to assist and grow our community. One80 Place, formally called Crisis Ministries, opened its new shelter and service center in 2014, with an expanded health clinic that was funded by the Medical Society of South Carolina while also receiving program and in-kind support from Roper St. Francis. Metanoia serves in the poorest section of the Tricounty area, providing housing, education and community development support. Research has shown a link between poverty and healthcare issues. Water Missions International provides water purification systems throughout the world in places most in need due to poverty and natural disasters. Trident United Way has energized Roper St. Francis employees for years to show their enormous support for our community. In 2014, we raised over \$320,000. Roper St. Francis Every Moment Matters www.rsfh.com</p>

Return Reference	Explanation
Form 990, Page 11, Part X, Line 20	Tax-exempt bonds are reported on CareAlliance Health Services (the parent organization) Form 990, Schedule K. Tax-exempt bond liabilities are issued to the parent entity and allocated among the subsidiary entities for financial reporting purposes.

SCHEDULE R
(Form 990)

Department of the Treasury
Internal Revenue Service

Related Organizations and Unrelated Partnerships

▶ Complete if the organization answered "Yes" on Form 990, Part IV, line 33, 34, 35b, 36, or 37.
▶ Attach to Form 990.
▶ Information about Schedule R (Form 990) and its instructions is at www.irs.gov/form990.

OMB No 1545-0047

2014

Open to Public Inspection

Name of the organization
Roper Hospital Inc

Employer identification number
57-0828733

Part I Identification of Disregarded Entities

Complete if the organization answered "Yes" on Form 990, Part IV, line 33.

(a) Name, address, and EIN (if applicable) of disregarded entity	(b) Primary activity	(c) Legal domicile (state or foreign country)	(d) Total income	(e) End-of-year assets	(f) Direct controlling entity
(1) James Island Surgery Center 1483 Tobias Gadson Blvd 101 Charleston, SC 29407 26-3858266	Surgery Center	SC	33,034,777	5,622,507	Roper Hospital Inc

Part II Identification of Related Tax-Exempt Organizations

Complete if the organization answered "Yes" on Form 990, Part IV, line 34 because it had one or more related tax-exempt organizations during the tax year.

(a) Name, address, and EIN of related organization	(b) Primary activity	(c) Legal domicile (state or foreign country)	(d) Exempt Code section	(e) Public charity status (if section 501(c)(3))	(f) Direct controlling entity	(g) Section 512(b)(13) controlled entity?	
						Yes	No
(1) CareAlliance Health Services 1483 Tobias Gadson Blvd 101 Charleston, SC 29407 57-0831165	Healthcare	SC	501(c)(3)	Line 3	N/A		No
(2) Bon Secours St Francis Xavier Hospital 1483 Tobias Gadson Blvd 101 Charleston, SC 29407 57-1067254	Healthcare	SC	501(c)(3)	Line 3	CareAlliance Health Services		No
(3) Roper St Francis Mt Pleasant Hospital 1483 Tobias Gadson Blvd 101 Charleston, SC 29407 57-0360499	Healthcare	SC	501(c)(3)	Line 3	CareAlliance Health Services		No
(4) Roper St Francis Hospital - Berkeley 125 Doughty Street 720 Charleston, SC 29403 26-3710229	Healthcare (Future)	SC	501(c)(3)	Line 3	CareAlliance Health Services		No
(5) Roper St Francis Physicians Network 125 Doughty Street 760 Charleston, SC 29403 26-2946628	Healthcare	SC	501(c)(3)	Line 3	CareAlliance Health Services		No
(6) Roper St Francis Foundation 125 Doughty Street 790 Charleston, SC 29403 57-1068509	Supporting Org	SC	501(c)(3)	Line 11a, I	CareAlliance Health Services		No
(7) The Medical Society Of South Carolina 69-B Barre Street Charleston, SC 29401 57-0288358	Supporting Org/Founding Member	SC	501(c)(3)	Line 11c, III-FI	N/A		No

Part III

Identification of Related Organizations Taxable as a Partnership

Complete if the organization answered "Yes" on Form 990, Part IV, line 34 because it had one or more related organizations treated as a partnership during the tax year.

(a) Name, address, and EIN of related organization	(b) Primary activity	(c) Legal domicile (state or foreign country)	(d) Direct controlling entity	(e) Predominant income(related, unrelated, excluded from tax under sections 512- 514)	(f) Share of total income	(g) Share of end-of-year assets	(h) Disproporionate allocations?		(i) Code V-UBI amount in box 20 of Schedule K-1 (Form 1065)	(j) General or managing partner?		(k) Percentage ownership
							Yes	No		Yes	No	
(1) Lowcountry Surgery Center LLC (dba Roper St Francis Eye Surgery Center) 1483 Tobias Gadson Blvd 101 Charleston, SC 29407 58-1693021	Ambulatory Surgery Center	SC	Roper Hospital Inc	Related	49,991	524,502		No		Yes		50 500 %

Part IV

Identification of Related Organizations Taxable as a Corporation or Trust

Complete if the organization answered "Yes" on Form 990, Part IV, line 34 because it had one or more related organizations treated as a corporation or trust during the tax year.

(a) Name, address, and EIN of related organization	(b) Primary activity	(c) Legal domicile (state or foreign country)	(d) Direct controlling entity	(e) Type of entity (C corp, S corp, or trust)	(f) Share of total income	(g) Share of end-of- year assets	(h) Percentage ownership	(i) Section 512 (b)(13) controlled entity?	
								Yes	No
(1) CareAlliance Medical Services Organization 225 Doughty Street Charleston, SC 29403 57-1012837	Inactive	SC	N/A	C					No

Part V

Transactions With Related Organizations

Complete if the organization answered "Yes" on Form 990, Part IV, line 34, 35b, or 36.

Note. Complete line 1 if any entity is listed in Parts II, III, or IV of this schedule

1

During the tax year, did the organization engage in any of the following transactions with one or more related organizations listed in Parts II-IV?

a

Receipt of (i) interest, (ii) annuities, (iii) royalties, or (iv) rent from a controlled entity

b

Gift, grant, or capital contribution to related organization(s)

c

Gift, grant, or capital contribution from related organization(s)

d

Loans or loan guarantees to or for related organization(s)

e

Loans or loan guarantees by related organization(s)

f

Dividends from related organization(s)

g

Sale of assets to related organization(s)

h

Purchase of assets from related organization(s)

i

Exchange of assets with related organization(s)

j

Lease of facilities, equipment, or other assets to related organization(s)

k

Lease of facilities, equipment, or other assets from related organization(s)

l

Performance of services or membership or fundraising solicitations for related organization(s)

m

Performance of services or membership or fundraising solicitations by related organization(s)

n

Sharing of facilities, equipment, mailing lists, or other assets with related organization(s)

o

Sharing of paid employees with related organization(s)

p

Reimbursement paid to related organization(s) for expenses

q

Reimbursement paid by related organization(s) for expenses

r

Other transfer of cash or property to related organization(s)

s

Other transfer of cash or property from related organization(s)

Yes

No

1a

Yes

1b

No

1c

Yes

1d

Yes

1e

Yes

1f

No

1g

No

1h

No

1i

Yes

1j

Yes

1k

No

1l

Yes

1m

Yes

1n

Yes

1o

Yes

1p

Yes

1q

Yes

1r

Yes

1s

Yes

2 If the answer to any of the above is "Yes," see the instructions for information on who must complete this line, including covered relationships and transaction thresholds

(a) Name of related organization	(b) Transaction type (a-s)	(c) Amount involved	(d) Method of determining amount involved
(1) Lowcountry Surgery Center LLC	A	106,011	Cash
(2) Lowcountry Surgery Center LLC	L	96,305	Cash

Part VI **Unrelated Organizations Taxable as a Partnership** Complete if the organization answered "Yes" on Form 990, Part IV, line 37.
Provide the following information for each entity taxed as a partnership through which the organization conducted more than five percent of its activities (measured by total assets or gross revenue) that was not a related organization See instructions regarding exclusion for certain investment partnerships

(a) Name, address, and EIN of entity	(b) Primary activity	(c) Legal domicile (state or foreign country)	(d) Predominant income (related, unrelated, excluded from tax under sections 512-514)	(e) Are all partners section 501(c)(3) organizations?		(f) Share of total income	(g) Share of end-of-year assets	(h) Disproprtionate allocations?		(i) Code V-UBI amount in box 20 of Schedule K-1 (Form 1065)	(j) General or managing partner?		(k) Percentage ownership
				Yes	No			Yes	No		Yes	No	

Part VII

Supplemental Information

Provide additional information for responses to questions on Schedule R (see instructions)

Return Reference	Explanation
------------------	-------------

Additional Data

Software ID:
Software Version:
EIN: 57-0828733
Name: Roper Hospital Inc

Form 990, Schedule R, Part II - Identification of Related Tax-Exempt Organizations

(a) Name, address, and EIN of related organization	(b) Primary activity	(c) Legal domicile (state or foreign country)	(d) Exempt Code section	(e) Public charity status (if section 501(c) (3))	(f) Direct controlling entity	(g) Section 512 (b)(13) controlled entity?	
						Yes	No
(1) CareAlliance Health Services 1483 Tobias Gadson Blvd 101 Charleston, SC 29407 57-0831165	Healthcare	SC	501(c)(3)	Line 3	N/A		No
(1) Bon Secours St Francis Xavier Hospital 1483 Tobias Gadson Blvd 101 Charleston, SC 29407 57-1067254	Healthcare	SC	501(c)(3)	Line 3	CareAlliance Health Services		No
(2) Roper St Francis Mt Pleasant Hospital 1483 Tobias Gadson Blvd 101 Charleston, SC 29407 57-0360499	Healthcare	SC	501(c)(3)	Line 3	CareAlliance Health Services		No
(3) Roper St Francis Hospital - Berkeley 125 Doughty Street 720 Charleston, SC 29403 26-3710229	Healthcare (Future)	SC	501(c)(3)	Line 3	CareAlliance Health Services		No
(4) Roper St Francis Physicians Network 125 Doughty Street 760 Charleston, SC 29403 26-2946628	Healthcare	SC	501(c)(3)	Line 3	CareAlliance Health Services		No
(5) Roper St Francis Foundation 125 Doughty Street 790 Charleston, SC 29403 57-1068509	Supporting Org	SC	501(c)(3)	Line 11a, I	CareAlliance Health Services		No
(6) The Medical Society Of South Carolina 69-B Barre Street Charleston, SC 29401 57-0288358	Supporting Org/Founding Member	SC	501(c)(3)	Line 11c, III-FI	N/A		No