



See a Social Security Number? Say Something!
Report Privacy Problems to <https://public.resource.org/privacy>
Or call the IRS Identity Theft Hotline at 1-800-908-4490



Form **990-PF**

Department of the Treasury
Internal Revenue Service

Return of Private Foundation

or Section 4947(a)(1) Trust Treated as Private Foundation

▶ Do not enter social security numbers on this form as it may be made public.

▶ Information about Form 990-PF and its instructions is at www.irs.gov/form990pf.

OMB No 1545-0052



2014


Open to Public Inspection

For calendar year 2014, or tax year beginning 01-01-2014 , and ending 12-31-2014

| | | | |
|---|--|--|--|
| Name of foundation ALLAN C & MARGARET L MIMS CHARITABLE TR | | A Employer identification number 56-6207750 | |
| Number and street (or P O box number if mail is not delivered to street address) PO BOX 75000 | | B Telephone number (see instructions) (252) 467-4743 | |
| City or town, state or province, country, and ZIP or foreign postal code DETROIT, MI 482757874 | | C If exemption application is pending, check here <input type="checkbox"/> | |
| G Check all that apply <input type="checkbox"/> Initial return <input type="checkbox"/> Initial return of a former public charity <input type="checkbox"/> Final return <input type="checkbox"/> Amended return <input type="checkbox"/> Address change <input type="checkbox"/> Name change | | D 1. Foreign organizations, check here <input type="checkbox"/> 2. Foreign organizations meeting the 85% test, check here and attach computation <input type="checkbox"/> | |
| H Check type of organization <input checked="" type="checkbox"/> Section 501(c)(3) exempt private foundation <input type="checkbox"/> Section 4947(a)(1) nonexempt charitable trust <input type="checkbox"/> Other taxable private foundation | | E If private foundation status was terminated under section 507(b)(1)(A), check here <input type="checkbox"/> | |
| I Fair market value of all assets at end of year (from Part II, col. (c), line 16)▶\$ 1,249,143 | | F If the foundation is in a 60-month termination under section 507(b)(1)(B), check here <input type="checkbox"/> | |
| J Accounting method <input type="checkbox"/> Cash <input type="checkbox"/> Accrual <input type="checkbox"/> Other (specify) _____ (Part I, column (d) must be on cash basis.) | | | |

| Part I Analysis of Revenue and Expenses (The total of amounts in columns (b), (c), and (d) may not necessarily equal the amounts in column (a) (see instructions)) | | (a) Revenue and expenses per books | (b) Net investment income | (c) Adjusted net income | (d) Disbursements for charitable purposes (cash basis only) |
|---|---|------------------------------------|---------------------------|-------------------------|---|
| Revenue | 1 Contributions, gifts, grants, etc , received (attach schedule) | | | | |
| | 2 Check <input type="checkbox"/> if the foundation is not required to attach Sch B | | | | |
| | 3 Interest on savings and temporary cash investments | | | | |
| | 4 Dividends and interest from securities. | 23,749 | 23,749 | | |
| | 5a Gross rents | | | | |
| | b Net rental income or (loss) _____ | | | | |
| | 6a Net gain or (loss) from sale of assets not on line 10 | 153,945 | | | |
| | b Gross sales price for all assets on line 6a 563,280 | | | | |
| | 7 Capital gain net income (from Part IV, line 2) . . . | | 153,945 | | |
| | 8 Net short-term capital gain | | | 0 | |
| | 9 Income modifications | | | | |
| | 10a Gross sales less returns and allowances | | | | |
| | b Less Cost of goods sold | | | | |
| | c Gross profit or (loss) (attach schedule) | | | | |
| | 11 Other income (attach schedule) | 425 | | | |
| | 12 Total. Add lines 1 through 11 | 178,119 | 177,694 | | |
| Operating and Administrative Expenses | 13 Compensation of officers, directors, trustees, etc | 19,605 | 6,844 | | 12,760 |
| | 14 Other employee salaries and wages | | 0 | 0 | 0 |
| | 15 Pension plans, employee benefits | | 0 | 0 | |
| | 16a Legal fees (attach schedule) | 1,121 | | | 1,121 |
| | b Accounting fees (attach schedule) | 900 | 450 | | 450 |
| | c Other professional fees (attach schedule) | 17,566 | 17,566 | | 0 |
| | 17 Interest | | | | 0 |
| | 18 Taxes (attach schedule) (see instructions) | 3,435 | 1,040 | | 0 |
| | 19 Depreciation (attach schedule) and depletion . . . | 0 | 0 | | |
| | 20 Occupancy | | | | |
| | 21 Travel, conferences, and meetings | | 0 | 0 | |
| | 22 Printing and publications | | 0 | 0 | |
| | 23 Other expenses (attach schedule) | 344 | 344 | | |
| | 24 Total operating and administrative expenses. Add lines 13 through 23 | 42,971 | 26,244 | 0 | 14,331 |
| | 25 Contributions, gifts, grants paid | 64,500 | | | 64,500 |
| | 26 Total expenses and disbursements. Add lines 24 and 25 | 107,471 | 26,244 | 0 | 78,831 |
| | 27 Subtract line 26 from line 12 | | | | |
| | a Excess of revenue over expenses and disbursements | 70,648 | | | |
| | b Net investment income (if negative, enter -0-) | | 151,450 | | |
| | c Adjusted net income (if negative, enter -0-) | | | 0 | |

| Part II Balance Sheets | | Attached schedules and amounts in the description column should be for end-of-year amounts only (See instructions) | Beginning of year | End of year | |
|---|--|---|-------------------|---|-----------------------|
| | | | (a) Book Value | (b) Book Value | (c) Fair Market Value |
| Assets | 1 | Cash—non-interest-bearing | | | |
| | 2 | Savings and temporary cash investments | 78,653 | 98,694 | 98,694 |
| | 3 | Accounts receivable ▶ _____ Less allowance for doubtful accounts ▶ _____ | 2,000 | 0 | 0 |
| | 4 | Pledges receivable ▶ _____ Less allowance for doubtful accounts ▶ _____ | | | |
| | 5 | Grants receivable | | | |
| | 6 | Receivables due from officers, directors, trustees, and other disqualified persons (attach schedule) (see instructions) | | | |
| | 7 | Other notes and loans receivable (attach schedule) ▶ _____ Less allowance for doubtful accounts ▶ _____ 0 | | | |
| | 8 | Inventories for sale or use | | | |
| | 9 | Prepaid expenses and deferred charges | | | |
| | 10a | Investments—U S and state government obligations (attach schedule) | | | |
| | b | Investments—corporate stock (attach schedule) | 711,798 |  765,830 | 963,261 |
| | c | Investments—corporate bonds (attach schedule). | 191,412 |  189,984 | 187,188 |
| | 11 | Investments—land, buildings, and equipment basis ▶ _____ Less accumulated depreciation (attach schedule) ▶ _____ | | | |
| | 12 | Investments—mortgage loans | | | |
| | 13 | Investments—other (attach schedule) | | | 0 |
| | 14 | Land, buildings, and equipment basis ▶ _____ Less accumulated depreciation (attach schedule) ▶ _____ | | | |
| 15 | Other assets (describe ▶ _____) | | | | |
| 16 | Total assets (to be completed by all filers—see the instructions Also, see page 1, item I) | 983,863 | 1,054,508 | 1,249,143 | |
| Liabilities | 17 | Accounts payable and accrued expenses | | | |
| | 18 | Grants payable | | | |
| | 19 | Deferred revenue | | | |
| | 20 | Loans from officers, directors, trustees, and other disqualified persons | | | |
| | 21 | Mortgages and other notes payable (attach schedule) | | | |
| | 22 | Other liabilities (describe ▶ _____) | | | |
| | 23 | Total liabilities (add lines 17 through 22) | | 0 | |
| | Net Assets or Fund Balances | Foundations that follow SFAS 117, check here ▶ <input type="checkbox"/> and complete lines 24 through 26 and lines 30 and 31. | | | |
| 24 | | Unrestricted | | | |
| 25 | | Temporarily restricted | | | |
| 26 | | Permanently restricted | | | |
| Foundations that do not follow SFAS 117, check here ▶ <input checked="" type="checkbox"/> and complete lines 27 through 31. | | | | | |
| 27 | | Capital stock, trust principal, or current funds | 983,863 | 1,054,508 | |
| 28 | | Paid-in or capital surplus, or land, bldg , and equipment fund | | | |
| 29 | | Retained earnings, accumulated income, endowment, or other funds | | | |
| 30 | | Total net assets or fund balances (see instructions) | 983,863 | 1,054,508 | |
| 31 | Total liabilities and net assets/fund balances (see instructions) . . | 983,863 | 1,054,508 | | |

| Part III Analysis of Changes in Net Assets or Fund Balances | | |
|---|--|-------------|
| 1 | Total net assets or fund balances at beginning of year—Part II, column (a), line 30 (must agree with end-of-year figure reported on prior year’s return) | 1 983,863 |
| 2 | Enter amount from Part I, line 27a | 2 70,648 |
| 3 | Other increases not included in line 2 (itemize) ▶ _____ | 3 0 |
| 4 | Add lines 1, 2, and 3 | 4 1,054,511 |
| 5 | Decreases not included in line 2 (itemize) ▶  _____ | 5 3 |
| 6 | Total net assets or fund balances at end of year (line 4 minus line 5)—Part II, column (b), line 30 . | 6 1,054,508 |

Part IV

Capital Gains and Losses for Tax on Investment Income

| | | | | |
|---|---------------------------|--|--------------------------------------|----------------------------------|
| (a) List and describe the kind(s) of property sold (e g , real estate, 2-story brick warehouse, or common stock, 200 shs MLC Co) | | (b) How acquired P—Purchase D—Donation | (c) Date acquired (mo , day, yr) | (d) Date sold (mo , day, yr) |
| 1a | See Additional Data Table | | | |
| b | | | | |
| c | | | | |
| d | | | | |
| e | | | | |

| | | | |
|-----------------------------|--|---|--|
| (e) Gross sales price | (f) Depreciation allowed (or allowable) | (g) Cost or other basis plus expense of sale | (h) Gain or (loss) (e) plus (f) minus (g) |
| a See Additional Data Table | | | |
| b | | | |
| c | | | |
| d | | | |
| e | | | |

Complete only for assets showing gain in column (h) and owned by the foundation on 12/31/69

| | | | |
|-----------------------------|--------------------------------------|---|--|
| (i) F M V as of 12/31/69 | (j) Adjusted basis as of 12/31/69 | (k) Excess of col (i) over col (j), if any | (l) Gains (Col (h) gain minus col (k), but not less than -0-) or Losses (from col (h)) |
| a See Additional Data Table | | | |
| b | | | |
| c | | | |
| d | | | |
| e | | | |

| | | | | |
|---|--|---|---|---------|
| 2 | Capital gain net income or (net capital loss) | { If gain, also enter in Part I, line 7 If (loss), enter -0- in Part I, line 7 } | 2 | 153,945 |
| 3 | Net short-term capital gain or (loss) as defined in sections 1222(5) and (6) If gain, also enter in Part I, line 8, column (c) (see instructions) If (loss), enter -0- in Part I, line 8 | } | 3 | |

Part V

Qualification Under Section 4940(e) for Reduced Tax on Net Investment Income

(For optional use by domestic private foundations subject to the section 4940(a) tax on net investment income)

If section 4940(d)(2) applies, leave this part blank

Was the foundation liable for the section 4942 tax on the distributable amount of any year in the base period? ☐ Yes ☒ No

If "Yes," the foundation does not qualify under section 4940(e) Do not complete this part

1 Enter the appropriate amount in each column for each year, see instructions before making any entries

| | | | |
|--|--|--|---|
| (a) Base period years Calendar year (or tax year beginning in) | (b) Adjusted qualifying distributions | (c) Net value of noncharitable-use assets | (d) Distribution ratio (col (b) divided by col (c)) |
| 2013 | 56,375 | 1,222,186 | 0 046126 |
| 2012 | 53,264 | 1,140,410 | 0 046706 |
| 2011 | 55,330 | 1,134,375 | 0 048776 |
| 2010 | 38,550 | 1,084,318 | 0 035552 |
| 2009 | 60,338 | 1,001,073 | 0 060273 |

| | | | |
|---|---|---|-----------|
| 2 | Total of line 1, column (d). | 2 | 0 237433 |
| 3 | Average distribution ratio for the 5-year base period—divide the total on line 2 by 5, or by the number of years the foundation has been in existence if less than 5 years | 3 | 0 047487 |
| 4 | Enter the net value of noncharitable-use assets for 2014 from Part X, line 5. | 4 | 1,269,599 |
| 5 | Multiply line 4 by line 3. | 5 | 60,289 |
| 6 | Enter 1% of net investment income (1% of Part I, line 27b). | 6 | 1,515 |
| 7 | Add lines 5 and 6. | 7 | 61,804 |
| 8 | Enter qualifying distributions from Part XII, line 4. | 8 | 78,831 |

If line 8 is equal to or greater than line 7, check the box in Part VI, line 1b, and complete that part using a 1% tax rate See
the Part VI instructions

Part VI

Excise Tax Based on Investment Income (Section 4940(a), 4940(b), 4940(e), or 4948—see page 18 of the instructions)

| | | | | | |
|----|--|--|--|--------|-------|
| 1a | | Exempt operating foundations described in section 4940(d)(2), check here <input type="checkbox"/> and enter "N/A" on line 1 | | | |
| b | | Domestic foundations that meet the section 4940(e) requirements in Part V, check here <input checked="" type="checkbox"/> and enter 1% of Part I, line 27b | | 11,515 | |
| c | | All other domestic foundations enter 2% of line 27b. Exempt foreign organizations enter 4% of Part I, line 12, col. (b) | | | |
| 2 | | Tax under section 511 (domestic section 4947(a)(1) trusts and taxable foundations only. Others enter -0-) | | 0 | |
| 3 | | Add lines 1 and 2. | | 1,515 | |
| 4 | | Subtitle A (income) tax (domestic section 4947(a)(1) trusts and taxable foundations only. Others enter -0-) | | 0 | |
| 5 | | Tax based on investment income. Subtract line 4 from line 3. If zero or less, enter -0- | | 1,515 | |
| 6 | | Credits/Payments | | | |
| a | | 2014 estimated tax payments and 2013 overpayment credited to 2014 | | 6a | 1,748 |
| b | | Exempt foreign organizations—tax withheld at source | | 6b | |
| c | | Tax paid with application for extension of time to file (Form 8868) | | 6c | 0 |
| d | | Backup withholding erroneously withheld | | 6d | |
| 7 | | Total credits and payments. Add lines 6a through 6d. | | 7 | 1,748 |
| 8 | | Enter any penalty for underpayment of estimated tax. Check here <input type="checkbox"/> if Form 2220 is attached. | | 8 | 0 |
| 9 | | Tax due. If the total of lines 5 and 8 is more than line 7, enter amount owed | | 9 | |
| 10 | | Overpayment. If line 7 is more than the total of lines 5 and 8, enter the amount overpaid. | | 10 | 233 |
| 11 | | Enter the amount of line 10 to be Credited to 2015 estimated tax 233 Refunded | | 11 | 0 |

Part VII-A

Statements Regarding Activities

| | | | | | | |
|----|--|--|--|----|-----|----|
| 1a | | During the tax year, did the foundation attempt to influence any national, state, or local legislation or did it participate or intervene in any political campaign? | | 1a | | No |
| b | | Did it spend more than \$100 during the year (either directly or indirectly) for political purposes (see Instructions for definition)? | | 1b | | No |
| | | If the answer is "Yes" to 1a or 1b, attach a detailed description of the activities and copies of any materials published or distributed by the foundation in connection with the activities. | | | | |
| c | | Did the foundation file Form 1120-POL for this year? | | 1c | | No |
| d | | Enter the amount (if any) of tax on political expenditures (section 4955) imposed during the year (1) On the foundation \$ (2) On foundation managers \$ | | | | |
| e | | Enter the reimbursement (if any) paid by the foundation during the year for political expenditure tax imposed on foundation managers \$ | | | | |
| 2 | | Has the foundation engaged in any activities that have not previously been reported to the IRS? | | 2 | | No |
| | | If "Yes," attach a detailed description of the activities. | | | | |
| 3 | | Has the foundation made any changes, not previously reported to the IRS, in its governing instrument, articles of incorporation, or bylaws, or other similar instruments? If "Yes," attach a conformed copy of the changes | | 3 | | No |
| 4a | | Did the foundation have unrelated business gross income of \$1,000 or more during the year? | | 4a | | No |
| b | | If "Yes," has it filed a tax return on Form 990-T for this year? | | 4b | | |
| 5 | | Was there a liquidation, termination, dissolution, or substantial contraction during the year? | | 5 | | No |
| | | If "Yes," attach the statement required by General Instruction T. | | | | |
| 6 | | Are the requirements of section 508(e) (relating to sections 4941 through 4945) satisfied either | | | | |
| | | • By language in the governing instrument, or | | | | |
| | | • By state legislation that effectively amends the governing instrument so that no mandatory directions that conflict with the state law remain in the governing instrument? | | 6 | Yes | |
| 7 | | Did the foundation have at least \$5,000 in assets at any time during the year? If "Yes," complete Part II, col. (c), and Part XV. | | 7 | Yes | |
| 8a | | Enter the states to which the foundation reports or with which it is registered (see instructions) | | | | |
| | | NC | | | | |
| b | | If the answer is "Yes" to line 7, has the foundation furnished a copy of Form 990-PF to the Attorney General (or designate) of each state as required by General Instruction G? If "No," attach explanation . | | 8b | Yes | |
| 9 | | Is the foundation claiming status as a private operating foundation within the meaning of section 4942(j)(3) or 4942(j)(5) for calendar year 2014 or the taxable year beginning in 2014 (see instructions for Part XIV)? If "Yes," complete Part XIV | | 9 | | No |
| 10 | | Did any persons become substantial contributors during the tax year? If "Yes," attach a schedule listing their names and addresses. | | 10 | | No |

Part VII-A

Statements Regarding Activities *(continued)*

| | | | | |
|---|---|----|-----|----|
| 11 | At any time during the year, did the foundation, directly or indirectly, own a controlled entity within the meaning of section 512(b)(13)? If "Yes," attach schedule (see instructions). | 11 | | No |
| 12 | Did the foundation make a distribution to a donor advised fund over which the foundation or a disqualified person had advisory privileges? If "Yes," attach statement (see instructions) | 12 | | No |
| 13 | Did the foundation comply with the public inspection requirements for its annual returns and exemption application? | 13 | Yes | |
| Website address N/A | | | | |
| 14 | The books are in care of COMERICA BANK Telephone no (877) 405-1091 Located at 101 NORTH MAIN STREET ANN ARBOR MI ZIP+4 48104 | | | |
| 15 | Section 4947(a)(1) nonexempt charitable trusts filing Form 990-PF in lieu of Form 1041 —Check here and enter the amount of tax-exempt interest received or accrued during the year. | 15 | | |
| 16 | At any time during calendar year 2014, did the foundation have an interest in or a signature or other authority over a bank, securities, or other financial account in a foreign country? | 16 | Yes | No |
| See instructions for exceptions and filing requirements for FinCEN Form 114, Report of Foreign Bank and Financial Accounts (FBAR) If "Yes", enter the name of the foreign country | | | | |

Part VII-B

Statements Regarding Activities for Which Form 4720 May Be Required

| | | | | |
|---|--|----|-----|----|
| File Form 4720 if any item is checked in the "Yes" column, unless an exception applies. | | | Yes | No |
| 1a | During the year did the foundation (either directly or indirectly) | | | |
| | (1) Engage in the sale or exchange, or leasing of property with a disqualified person? Yes No | | | |
| | (2) Borrow money from, lend money to, or otherwise extend credit to (or accept it from) a disqualified person? Yes No | | | |
| | (3) Furnish goods, services, or facilities to (or accept them from) a disqualified person? Yes No | | | |
| | (4) Pay compensation to, or pay or reimburse the expenses of, a disqualified person? Yes No | | | |
| | (5) Transfer any income or assets to a disqualified person (or make any of either available for the benefit or use of a disqualified person)? Yes No | | | |
| | (6) Agree to pay money or property to a government official? (Exception. Check "No" if the foundation agreed to make a grant to or to employ the official for a period after termination of government service, if terminating within 90 days). Yes No | | | |
| b | If any answer is "Yes" to 1a(1)–(6), did any of the acts fail to qualify under the exceptions described in Regulations section 53.4941(d)-3 or in a current notice regarding disaster assistance (see instructions)? Organizations relying on a current notice regarding disaster assistance check here. | 1b | | No |
| c | Did the foundation engage in a prior year in any of the acts described in 1a, other than excepted acts, that were not corrected before the first day of the tax year beginning in 2014? | 1c | | No |
| 2 | Taxes on failure to distribute income (section 4942) (does not apply for years the foundation was a private operating foundation defined in section 4942(j)(3) or 4942(j)(5)) | | | |
| a | At the end of tax year 2014, did the foundation have any undistributed income (lines 6d and 6e, Part XIII) for tax year(s) beginning before 2014? If "Yes," list the years 20 , 20 , 20 , 20 Yes No | | | |
| b | Are there any years listed in 2a for which the foundation is not applying the provisions of section 4942(a)(2) (relating to incorrect valuation of assets) to the year's undistributed income? (If applying section 4942(a)(2) to all years listed, answer "No" and attach statement—see instructions). | 2b | | No |
| c | If the provisions of section 4942(a)(2) are being applied to any of the years listed in 2a, list the years here 20 , 20 , 20 , 20 | | | |
| 3a | Did the foundation hold more than a 2% direct or indirect interest in any business enterprise at any time during the year? Yes No | | | |
| b | If "Yes," did it have excess business holdings in 2014 as a result of (1) any purchase by the foundation or disqualified persons after May 26, 1969, (2) the lapse of the 5-year period (or longer period approved by the Commissioner under section 4943(c)(7)) to dispose of holdings acquired by gift or bequest, or (3) the lapse of the 10-, 15-, or 20-year first phase holding period? (Use Schedule C, Form 4720, to determine if the foundation had excess business holdings in 2014.). | 3b | | |
| 4a | Did the foundation invest during the year any amount in a manner that would jeopardize its charitable purposes? | 4a | | No |
| b | Did the foundation make any investment in a prior year (but after December 31, 1969) that could jeopardize its charitable purpose that had not been removed from jeopardy before the first day of the tax year beginning in 2014? | 4b | | No |

Part VII-B

Statements Regarding Activities for Which Form 4720 May Be Required (continued)

5a

During the year did the foundation pay or incur any amount to

(1)

Carry on propaganda, or otherwise attempt to influence legislation (section 4945(e))?

YesNo

(2)

Influence the outcome of any specific public election (see section 4955), or to carry on, directly or indirectly, any voter registration drive?

YesNo

(3)

Provide a grant to an individual for travel, study, or other similar purposes?

YesNo

(4)

Provide a grant to an organization other than a charitable, etc , organization described in section 4945(d)(4)(A)? (see instructions).

YesNo

(5)

Provide for any purpose other than religious, charitable, scientific, literary, or educational purposes, or for the prevention of cruelty to children or animals?

YesNo

b

If any answer is "Yes" to 5a(1)–(5), did **any** of the transactions fail to qualify under the exceptions described in Regulations section 53.4945 or in a current notice regarding disaster assistance (see instructions)?

5b

Organizations relying on a current notice regarding disaster assistance check here.

c

If the answer is "Yes" to question 5a(4), does the foundation claim exemption from the tax because it maintained expenditure responsibility for the grant?

YesNo

If "Yes," attach the statement required by Regulations section 53.4945–5(d).

6a

Did the foundation, during the year, receive any funds, directly or indirectly, to pay premiums on a personal benefit contract?

YesNo

b

Did the foundation, during the year, pay premiums, directly or indirectly, on a personal benefit contract?

6b

No

If "Yes" to 6b, file Form 8870.

7a

At any time during the tax year, was the foundation a party to a prohibited tax shelter transaction?

YesNo

b

If yes, did the foundation receive any proceeds or have any net income attributable to the transaction?

7b

Part VIII

Information About Officers, Directors, Trustees, Foundation Managers, Highly Paid Employees, and Contractors

1

List all officers, directors, trustees, foundation managers and their compensation (see instructions).

| (a) Name and address | (b) Title, and average hours per week devoted to position | (c) Compensation (If not paid, enter -0-) | (d) Contributions to employee benefit plans and deferred compensation | (e) Expense account, other allowances |
|---------------------------|---|---|---|---------------------------------------|
| See Additional Data Table | | | | |
| | | | | |
| | | | | |
| | | | | |
| | | | | |
| | | | | |
| | | | | |

2

Compensation of five highest-paid employees (other than those included on line 1—see instructions). If none, enter "NONE."

| (a) Name and address of each employee paid more than \$50,000 | (b) Title, and average hours per week devoted to position | (c) Compensation | (d) Contributions to employee benefit plans and deferred compensation | (e) Expense account, other allowances |
|---|---|------------------|---|---------------------------------------|
| NONE | | | | |
| | | | | |
| | | | | |
| | | | | |
| | | | | |
| | | | | |
| | | | | |
| | | | | |

Total number of other employees paid over \$50,000.

0

Form 990-PF (2014)

Part VIII

Information About Officers, Directors, Trustees, Foundation Managers, Highly Paid Employees, and Contractors (continued)

| 3 Five highest-paid independent contractors for professional services (see instructions). If none, enter "NONE". | | |
|--|---------------------|------------------|
| (a) Name and address of each person paid more than \$50,000 | (b) Type of service | (c) Compensation |
| NONE | | |
| | | |
| | | |
| | | |
| | | |
| | | |
| | | |
| | | |
| | | |
| Total number of others receiving over \$50,000 for professional services. | | 0 |

Part IX-A

Summary of Direct Charitable Activities

| List the foundation's four largest direct charitable activities during the tax year. Include relevant statistical information such as the number of organizations and other beneficiaries served, conferences convened, research papers produced, etc. | Expenses |
|--|----------|
| 1 N/A | |
| 2 | |
| 3 | |
| 4 | |

Part IX-B

Summary of Program-Related Investments (see instructions)

| Describe the two largest program-related investments made by the foundation during the tax year on lines 1 and 2 | Amount |
|--|--------|
| 1 N/A | |
| 2 | |
| | |
| | |
| All other program-related investments. See instructions. | |
| 3 | |
| | |
| | |
| Total. Add lines 1 through 3. | |

Part X

Minimum Investment Return (All domestic foundations must complete this part. Foreign foundations, see instructions.)

| | | | |
|---|--|----|-----------|
| 1 | Fair market value of assets not used (or held for use) directly in carrying out charitable, etc , purposes | | |
| a | Average monthly fair market value of securities. | 1a | 1,232,907 |
| b | Average of monthly cash balances. | 1b | 56,026 |
| c | Fair market value of all other assets (see instructions). | 1c | 0 |
| d | Total (add lines 1a, b, and c). | 1d | 1,288,933 |
| e | Reduction claimed for blockage or other factors reported on lines 1a and 1c (attach detailed explanation). | 1e | 0 |
| 2 | Acquisition indebtedness applicable to line 1 assets. | 2 | 0 |
| 3 | Subtract line 2 from line 1d. | 3 | 1,288,933 |
| 4 | Cash deemed held for charitable activities Enter 1 1/2% of line 3 (for greater amount, see instructions). | 4 | 19,334 |
| 5 | Net value of noncharitable-use assets. Subtract line 4 from line 3 Enter here and on Part V, line 4 | 5 | 1,269,599 |
| 6 | Minimum investment return. Enter 5% of line 5. | 6 | 63,480 |

Part XI

Distributable Amount (see instructions) (Section 4942(j)(3) and (j)(5) private operating foundations and certain foreign organizations check here ☐ and do not complete this part.)

| | | | |
|----|---|----|--------|
| 1 | Minimum investment return from Part X, line 6. | 1 | 63,480 |
| 2a | Tax on investment income for 2014 from Part VI, line 5. | 2a | 1,515 |
| b | Income tax for 2014 (This does not include the tax from Part VI). | 2b | |
| c | Add lines 2a and 2b. | 2c | 1,515 |
| 3 | Distributable amount before adjustments Subtract line 2c from line 1. | 3 | 61,965 |
| 4 | Recoveries of amounts treated as qualifying distributions. | 4 | 0 |
| 5 | Add lines 3 and 4. | 5 | 61,965 |
| 6 | Deduction from distributable amount (see instructions). | 6 | 0 |
| 7 | Distributable amount as adjusted Subtract line 6 from line 5 Enter here and on Part XIII, line 1. | 7 | 61,965 |

Part XII

Qualifying Distributions (see instructions)

| | | | |
|---|--|----|--------|
| 1 | Amounts paid (including administrative expenses) to accomplish charitable, etc , purposes | | |
| a | Expenses, contributions, gifts, etc —total from Part I, column (d), line 26. | 1a | 78,831 |
| b | Program-related investments—total from Part IX-B. | 1b | 0 |
| 2 | Amounts paid to acquire assets used (or held for use) directly in carrying out charitable, etc , purposes. | 2 | 0 |
| 3 | Amounts set aside for specific charitable projects that satisfy the | | |
| a | Suitability test (prior IRS approval required). | 3a | 0 |
| b | Cash distribution test (attach the required schedule). | 3b | 0 |
| 4 | Qualifying distributions. Add lines 1a through 3b Enter here and on Part V, line 8, and Part XIII, line 4 | 4 | 78,831 |
| 5 | Foundations that qualify under section 4940(e) for the reduced rate of tax on net investment income Enter 1% of Part I, line 27b (see instructions). | 5 | 1,515 |
| 6 | Adjusted qualifying distributions. Subtract line 5 from line 4. | 6 | 77,316 |

Note: The amount on line 6 will be used in Part V, column (b), in subsequent years when calculating whether the foundation qualifies for the section 4940(e) reduction of tax in those years

Part XIII

Undistributed Income (see instructions)

| | (a) Corpus | (b) Years prior to 2013 | (c) 2013 | (d) 2014 |
|---|---------------|----------------------------|-------------|-------------|
| 1 Distributable amount for 2014 from Part XI, line 7 | | | | 61,965 |
| 2 Undistributed income, if any, as of the end of 2014 | | | | |
| a Enter amount for 2013 only. | | | 0 | |
| b Total for prior years 2012 , 20 , 20 | | 0 | | |
| 3 Excess distributions carryover, if any, to 2014 | | | | |
| a From 2009. | 6,992 | | | |
| b From 2010. | 0 | | | |
| c From 2011. | 0 | | | |
| d From 2012. | 0 | | | |
| e From 2013. | 0 | | | |
| f Total of lines 3a through e. | 6,992 | | | |
| 4 Qualifying distributions for 2014 from Part XII, line 4 \$ 78,831 | | | | |
| a Applied to 2013, but not more than line 2a | | | 0 | |
| b Applied to undistributed income of prior years (Election required—see instructions). | | 0 | | |
| c Treated as distributions out of corpus (Election required—see instructions). | 0 | | | |
| d Applied to 2014 distributable amount. | | | | 61,965 |
| e Remaining amount distributed out of corpus | 16,866 | | | |
| 5 Excess distributions carryover applied to 2014 (If an amount appears in column (d), the same amount must be shown in column (a).) | 0 | | | 0 |
| 6 Enter the net total of each column as indicated below: | | | | |
| a Corpus Add lines 3f, 4c, and 4e Subtract line 5 | 23,858 | | | |
| b Prior years' undistributed income Subtract line 4b from line 2b. | | 0 | | |
| c Enter the amount of prior years' undistributed income for which a notice of deficiency has been issued, or on which the section 4942(a) tax has been previously assessed. | | 0 | | |
| d Subtract line 6c from line 6b Taxable amount—see instructions. | | 0 | | |
| e Undistributed income for 2013 Subtract line 4a from line 2a Taxable amount—see instructions. | | | 0 | |
| f Undistributed income for 2014 Subtract lines 4d and 5 from line 1 This amount must be distributed in 2015. | | | | 0 |
| 7 Amounts treated as distributions out of corpus to satisfy requirements imposed by section 170(b)(1)(F) or 4942(g)(3) (Election may be required - see instructions). | 0 | | | |
| 8 Excess distributions carryover from 2009 not applied on line 5 or line 7 (see instructions). | 6,992 | | | |
| 9 Excess distributions carryover to 2015. Subtract lines 7 and 8 from line 6a. | 16,866 | | | |
| 10 Analysis of line 9 | | | | |
| a Excess from 2010. | 0 | | | |
| b Excess from 2011. | 0 | | | |
| c Excess from 2012. | 0 | | | |
| d Excess from 2013. | 0 | | | |
| e Excess from 2014. | 16,866 | | | |

Part XIVPrivate Operating Foundations (see instructions and Part VII-A, question 9)

1a

If the foundation has received a ruling or determination letter that it is a private operating foundation, and the ruling is effective for 2014, enter the date of the ruling.

b

Check box to indicate whether the organization is a private operating foundation described in section 4942(j)(3) or 4942(j)(5)

☐ 4942(j)(3) or ☐ 4942(j)(5)

| | Tax year | Prior 3 years | | | (e) Total |
|----|--|---------------|----------|----------|-----------|
| | (a) 2014 | (b) 2013 | (c) 2012 | (d) 2011 | |
| 2a | Enter the lesser of the adjusted net income from Part I or the minimum investment return from Part X for each year listed | | | | |
| b | 85% of line 2a | | | | |
| c | Qualifying distributions from Part XII, line 4 for each year listed | | | | |
| d | Amounts included in line 2c not used directly for active conduct of exempt activities | | | | |
| e | Qualifying distributions made directly for active conduct of exempt activities. Subtract line 2d from line 2c | | | | |
| 3 | Complete 3a, b, or c for the alternative test relied upon | | | | |
| a | "Assets" alternative test—enter | | | | |
| | (1) Value of all assets | | | | |
| | (2) Value of assets qualifying under section 4942(j)(3)(B)(i) | | | | |
| b | "Endowment" alternative test— enter 2/3 of minimum investment return shown in Part X, line 6 for each year listed. | | | | |
| c | "Support" alternative test—enter | | | | |
| | (1) Total support other than gross investment income (interest, dividends, rents, payments on securities loans (section 512(a)(5)), or royalties). | | | | |
| | (2) Support from general public and 5 or more exempt organizations as provided in section 4942(j)(3)(B)(iii). | | | | |
| | (3) Largest amount of support from an exempt organization | | | | |
| | (4) Gross investment income | | | | |

Part XVSupplementary Information (Complete this part only if the organization had \$5,000 or more in assets at any time during the year—see instructions.)

1

Information Regarding Foundation Managers:

a

List any managers of the foundation who have contributed more than 2% of the total contributions received by the foundation before the close of any tax year (but only if they have contributed more than \$5,000) (See section 507(d)(2))

NONE

b

List any managers of the foundation who own 10% or more of the stock of a corporation (or an equally large portion of the ownership of a partnership or other entity) of which the foundation has a 10% or greater interest

NONE

2

Information Regarding Contribution, Grant, Gift, Loan, Scholarship, etc., Programs:

Check here ☐ if the foundation only makes contributions to preselected charitable organizations and does not accept unsolicited requests for funds. If the foundation makes gifts, grants, etc. (see instructions) to individuals or organizations under other conditions, complete items 2a, b, c, and d

a

The name, address, and telephone number or e-mail address of the person to whom applications should be addressed

SHARON STEPHENS
130 S FRANKLIN RD
ROCKY MOUNT,NC 27802
(252) 467-4743

b

The form in which applications should be submitted and information and materials they should include

LETTER FORM

c

Any submission deadlines

NONE

d

Any restrictions or limitations on awards, such as by geographical areas, charitable fields, kinds of institutions, or other factors

ORGANIZATIONS LOCATED IN THE EASTERN PORTION OF NORTH CAROLINA PREFERABLY IN THE CITY OF ROCKY MOUNT

Form 990-PF (2014)

Part XV

Supplementary Information (continued)

3 Grants and Contributions Paid During the Year or Approved for Future Payment

| Recipient | If recipient is an individual, show any relationship to any foundation manager or substantial contributor | Foundation status of recipient | Purpose of grant or contribution | Amount |
|--|---|--------------------------------|----------------------------------|--------|
| Name and address (home or business) | | | | |
| a Paid during the year See Additional Data Table | | | | |
| Total | | | 3a | 64,500 |
| b Approved for future payment | | | | |
| Total | | | 3b | |

Enter gross amounts unless otherwise indicated

Part XVI-B Relationship of Activities to the Accomplishment of Exempt Purposes

| | |
|----------------------|--|
| Line No. ▼ | Explain below how each activity for which income is reported in column (e) of Part XVI-A contributed importantly to the accomplishment of the foundation's exempt purposes (other than by providing funds for such purposes) (See instructions) |
|----------------------|--|

Form **990-PF** (2014)

| | | | | |
|--|--|--------------|------------|-----------|
| 1 Did the organization directly or indirectly engage in any of the following with any other organization described in section 501(c) of the Code (other than section 501(c)(3) organizations) or in section 527, relating to political organizations? | | | Yes | No |
| a Transfers from the reporting foundation to a noncharitable exempt organization of | | | | |
| (1) Cash. | | 1a(1) | | No |
| (2) Other assets. | | 1a(2) | | No |
| b Other transactions | | | | |
| (1) Sales of assets to a noncharitable exempt organization. | | 1b(1) | | No |
| (2) Purchases of assets from a noncharitable exempt organization. | | 1b(2) | | No |
| (3) Rental of facilities, equipment, or other assets. | | 1b(3) | | No |
| (4) Reimbursement arrangements. | | 1b(4) | | No |
| (5) Loans or loan guarantees. | | 1b(5) | | No |
| (6) Performance of services or membership or fundraising solicitations. | | 1b(6) | | No |
| c Sharing of facilities, equipment, mailing lists, other assets, or paid employees. | | 1c | | No |
| d If the answer to any of the above is "Yes," complete the following schedule. Column (b) should always show the fair market value of the goods, other assets, or services given by the reporting foundation. If the foundation received less than fair market value in any transaction or sharing arrangement, show in column (d) the value of the goods, other assets, or services received | | | | |

[illegible]

2a Is the foundation directly or indirectly affiliated with, or related to, one or more tax-exempt organizations described in section 501(c) of the Code (other than section 501(c)(3)) or in section 527? ☐ Yes ☒ No

| b If "Yes," complete the following schedule | | |
|---|--------------------------|---------------------------------|
| (a) Name of organization | (b) Type of organization | (c) Description of relationship |
| | | |
| | | |
| | | |
| | | |
| | | |

Under penalties of perjury, I declare that I have examined this return, including accompanying schedules and statements, and to the best of my knowledge and belief, it is true, correct, and complete. Declaration of preparer (other than taxpayer) is based on all information of which preparer has any knowledge.

| | | | | |
|------------------|---------------------------------|------------|-------|---|
| Sign Here | ***** | 2015-05-04 | ***** | May the IRS discuss this return with the preparer shown below (see instr)? <input checked="" type="checkbox"/> Yes <input type="checkbox"/> No |
| | Signature of officer or trustee | Date | Title | |

| | | | | | |
|-------------------------------|--|----------------------|--------------------|--|-------------------|
| Paid Preparer Use Only | Print/Type preparer's name JEFFREY E KUHLIN | Preparer's Signature | Date 2015-05-04 | Check if self-employed <input checked="" type="checkbox"/> | PTIN P00353001 |
| | Firm's name <input checked="" type="checkbox"/> KPMG LLP | | | Firm's EIN <input checked="" type="checkbox"/> 13-5565207 | |
| | Firm's address <input checked="" type="checkbox"/> 2020 N CENTRAL AVE STE 700 PHOENIX, AZ 85004 | | | Phone no (855) 807-3423 | |

Form 990PF Part IV - Capital Gains and Losses for Tax on Investment Income - Columns a - d

| (a) List and describe the kind(s) of property sold (e g , real estate, 2-story brick warehouse, or common stock, 200 shs MLC Co) | (b) How acquired P—Purchase D—Donation | (c) Date acquired (mo , day, yr) | (d) Date sold (mo , day, yr) |
|---|--|--------------------------------------|----------------------------------|
| 44 HEWLETT PACKARD CO | | 2008-10-24 | 2014-01-08 |
| 20 AMERICAN EXPRESS CO | | 2010-05-17 | 2014-01-09 |
| 14 BERKSHIRE HATHAWAY CL B | | 2008-10-21 | 2014-01-09 |
| 3 GOOGLE INC CL A | | 2009-07-17 | 2014-01-09 |
| 22 OCCIDENTAL PETROLEUM CORP | | 2008-10-21 | 2014-01-14 |
| 156 YAHOO JAPAN CORP ADR | | 2010-01-25 | 2014-01-15 |
| 26 SANDS CHINA LTD UNSPONSORED ADR | | 2012-10-26 | 2014-01-17 |
| 41 SAP AG SPONSORED ADR SAP AKTIENGESELLSCHAFT | | 2010-11-01 | 2014-01-22 |
| 9 AMERIPRISE FINL INC | | 2008-10-21 | 2014-01-23 |
| 2 AMERICAN EXPRESS CO | | 2008-10-21 | 2014-01-24 |

Form 990PF Part IV - Capital Gains and Losses for Tax on Investment Income - Columns e - h

| (e) Gross sales price | (f) Depreciation allowed (or allowable) | (g) Cost or other basis plus expense of sale | (h) Gain or (loss) (e) plus (f) minus (g) |
|-----------------------|--|---|--|
| 1,228 | | 1,418 | -190 |
| 1,771 | | 820 | 951 |
| 1,616 | | 1,139 | 477 |
| 3,386 | | 1,289 | 2,097 |
| 2,024 | | 1,071 | 953 |
| 1,824 | | 1,108 | 716 |
| 2,167 | | 1,013 | 1,154 |
| 3,283 | | 2,092 | 1,191 |
| 1,013 | | 235 | 778 |
| 174 | | 51 | 123 |

Form 990PF Part IV - Capital Gains and Losses for Tax on Investment Income - Columns i - l

| Complete only for assets showing gain in column (h) and owned by the foundation on 12/31/69 | | | (l) Gains (Col (h) gain minus col (k), but not less than -0-) or Losses (from col (h)) |
|---|--------------------------------------|---|---|
| (i) F M V as of 12/31/69 | (j) Adjusted basis as of 12/31/69 | (k) Excess of col (i) over col (j), if any | |
| | | | -190 |
| | | | 951 |
| | | | 477 |
| | | | 2,097 |
| | | | 953 |
| | | | 716 |
| | | | 1,154 |
| | | | 1,191 |
| | | | 778 |
| | | | 123 |

Form 990PF Part IV - Capital Gains and Losses for Tax on Investment Income - Columns a - d

| (a) List and describe the kind(s) of property sold (e g , real estate, 2-story brick warehouse, or common stock, 200 shs MLC Co) | (b) How acquired P—Purchase D—Donation | (c) Date acquired (mo , day, yr) | (d) Date sold (mo , day, yr) |
|---|--|--------------------------------------|----------------------------------|
| 44 BNP PARIBAS ADR | | 2010-11-01 | 2014-01-24 |
| 62 SAMPO OYJ ADR | | 2010-08-19 | 2014-01-24 |
| 55 AMERICAN EXPRESS CO | | 2010-10-05 | 2014-01-27 |
| 14 VISA INC CL A | | 2009-07-17 | 2014-01-27 |
| 39 VALEO ADR | | 2011-08-31 | 2014-01-28 |
| 94 IRON MOUNTAIN INC | | 2010-10-08 | 2014-01-29 |
| 13 AMERIPRISE FINL INC | | 2008-10-21 | 2014-01-31 |
| 112 CVS CORPORATION (DEL) | | 2010-06-11 | 2014-01-31 |
| 77 HENRY JACK & ASSOC INC | | 2010-11-01 | 2014-01-31 |
| 27 TECHNE CORP | | 2010-11-01 | 2014-01-31 |

Form 990PF Part IV - Capital Gains and Losses for Tax on Investment Income - Columns e - h

| (e) Gross sales price | (f) Depreciation allowed (or allowable) | (g) Cost or other basis plus expense of sale | (h) Gain or (loss) (e) plus (f) minus (g) |
|-----------------------|--|---|--|
| 1,707 | | 1,580 | 127 |
| 1,462 | | 771 | 691 |
| 4,748 | | 2,110 | 2,638 |
| 3,038 | | 906 | 2,132 |
| 2,169 | | 1,139 | 1,030 |
| 2,552 | | 2,082 | 470 |
| 1,370 | | 339 | 1,031 |
| 7,616 | | 3,431 | 4,185 |
| 4,308 | | 2,097 | 2,211 |
| 2,449 | | 1,649 | 800 |

Form 990PF Part IV - Capital Gains and Losses for Tax on Investment Income - Columns i - l

| Complete only for assets showing gain in column (h) and owned by the foundation on 12/31/69 | | | (l) Gains (Col (h) gain minus col (k), but not less than -0-) or Losses (from col (h)) |
|---|--------------------------------------|---|---|
| (i) F M V as of 12/31/69 | (j) Adjusted basis as of 12/31/69 | (k) Excess of col (i) over col (j), if any | |
| | | | 127 |
| | | | 691 |
| | | | 2,638 |
| | | | 2,132 |
| | | | 1,030 |
| | | | 470 |
| | | | 1,031 |
| | | | 4,185 |
| | | | 2,211 |
| | | | 800 |

Form 990PF Part IV - Capital Gains and Losses for Tax on Investment Income - Columns a - d

| (a) List and describe the kind(s) of property sold (e g , real estate, 2-story brick warehouse, or common stock, 200 shs MLC Co) | (b) How acquired P—Purchase D—Donation | (c) Date acquired (mo , day, yr) | (d) Date sold (mo , day, yr) |
|---|--|--------------------------------------|----------------------------------|
| 75 COCA COLA CO | | 2010-05-24 | 2014-02-11 |
| 28 LIXIL GROUP CORP ADR | | 2011-03-09 | 2014-02-12 |
| 313 TULLOW OIL PLC ADR | | 2012-12-13 | 2014-02-13 |
| 158 ABAXIS INC | | 2010-11-01 | 2014-02-18 |
| 27 ADVISORY BOARD CO/THE | | 2010-11-01 | 2014-02-18 |
| 82 ANSYS INC | | 2010-11-01 | 2014-02-18 |
| 82 APTARGROUP INC | | 2010-11-01 | 2014-02-18 |
| 90 BLACKBAUD INC | | 2010-11-01 | 2014-02-18 |
| 209 BROWN & BROWN INC | | 2010-11-01 | 2014-02-18 |
| 81 CLARCOR INC | | 2013-04-19 | 2014-02-18 |

Form 990PF Part IV - Capital Gains and Losses for Tax on Investment Income - Columns e - h

| (e) Gross sales price | (f) Depreciation allowed (or allowable) | (g) Cost or other basis plus expense of sale | (h) Gain or (loss) (e) plus (f) minus (g) |
|-----------------------|--|---|--|
| 2,903 | | 1,987 | 916 |
| 1,502 | | 1,286 | 216 |
| 1,972 | | 2,923 | -951 |
| 6,163 | | 3,733 | 2,430 |
| 1,678 | | 627 | 1,051 |
| 6,758 | | 3,692 | 3,066 |
| 5,321 | | 3,685 | 1,636 |
| 2,942 | | 2,271 | 671 |
| 6,226 | | 4,650 | 1,576 |
| 4,605 | | 3,958 | 647 |

Form 990PF Part IV - Capital Gains and Losses for Tax on Investment Income - Columns i - l

| Complete only for assets showing gain in column (h) and owned by the foundation on 12/31/69 | | | (l) Gains (Col (h) gain minus col (k), but not less than -0-) or Losses (from col (h)) |
|---|--------------------------------------|---|---|
| (i) F M V as of 12/31/69 | (j) Adjusted basis as of 12/31/69 | (k) Excess of col (i) over col (j), if any | |
| | | | 916 |
| | | | 216 |
| | | | -951 |
| | | | 2,430 |
| | | | 1,051 |
| | | | 3,066 |
| | | | 1,636 |
| | | | 671 |
| | | | 1,576 |
| | | | 647 |

Form 990PF Part IV - Capital Gains and Losses for Tax on Investment Income - Columns a - d

| (a) List and describe the kind(s) of property sold (e g , real estate, 2-story brick warehouse, or common stock, 200 shs MLC Co) | (b) How acquired P—Purchase D—Donation | (c) Date acquired (mo , day, yr) | (d) Date sold (mo , day, yr) |
|---|--|--------------------------------------|----------------------------------|
| 102 COHEN & STEERS INC | | 2010-11-01 | 2014-02-18 |
| 116 COMPUTER PROGRAMS & SYS INC | | 2012-12-18 | 2014-02-18 |
| 73 COPART INC | | 2013-06-25 | 2014-02-18 |
| 197 COPART INC | | 2010-12-16 | 2014-02-18 |
| 52 EXPONENT INC | | 2010-11-01 | 2014-02-18 |
| 47 EXPONENT INC | | 2013-04-25 | 2014-02-18 |
| 63 FACTSET RESEARCH SYSTEMS INC | | 2012-07-10 | 2014-02-18 |
| 265 FEDERATED INVESTORS INC CL B | | 2010-11-01 | 2014-02-18 |
| 175 HAEMONETICS CORP MASS | | 2010-11-01 | 2014-02-18 |
| 130 HENRY JACK & ASSOC INC | | 2010-11-01 | 2014-02-18 |

Form 990PF Part IV - Capital Gains and Losses for Tax on Investment Income - Columns e - h

| (e) Gross sales price | (f) Depreciation allowed (or allowable) | (g) Cost or other basis plus expense of sale | (h) Gain or (loss) (e) plus (f) minus (g) |
|-----------------------|--|---|--|
| 3,859 | | 2,580 | 1,279 |
| 8,144 | | 5,393 | 2,751 |
| 2,489 | | 2,209 | 280 |
| 6,718 | | 3,671 | 3,047 |
| 3,763 | | 1,686 | 2,077 |
| 3,401 | | 2,485 | 916 |
| 6,488 | | 5,580 | 908 |
| 7,296 | | 6,598 | 698 |
| 6,769 | | 4,841 | 1,928 |
| 7,522 | | 3,541 | 3,981 |

Form 990PF Part IV - Capital Gains and Losses for Tax on Investment Income - Columns i - l

| Complete only for assets showing gain in column (h) and owned by the foundation on 12/31/69 | | | (l) Gains (Col (h) gain minus col (k), but not less than -0-) or Losses (from col (h)) |
|---|--------------------------------------|---|---|
| (i) F M V as of 12/31/69 | (j) Adjusted basis as of 12/31/69 | (k) Excess of col (i) over col (j), if any | |
| | | | 1,279 |
| | | | 2,751 |
| | | | 280 |
| | | | 3,047 |
| | | | 2,077 |
| | | | 916 |
| | | | 908 |
| | | | 698 |
| | | | 1,928 |
| | | | 3,981 |

Form 990PF Part IV - Capital Gains and Losses for Tax on Investment Income - Columns a - d

| (a) List and describe the kind(s) of property sold (e g , real estate, 2-story brick warehouse, or common stock, 200 shs MLC Co) | (b) How acquired P—Purchase D—Donation | (c) Date acquired (mo , day, yr) | (d) Date sold (mo , day, yr) |
|---|--|--------------------------------------|----------------------------------|
| 91 HIBBETT SPORTS INC | | 2013-11-15 | 2014-02-18 |
| 138 HITTITE MICROWAVE CORP | | 2012-01-12 | 2014-02-18 |
| 32 LANDSTAR SYSTEM INC | | 2013-10-31 | 2014-02-18 |
| 87 LANDSTAR SYSTEM INC | | 2011-05-16 | 2014-02-18 |
| 27 LINCOLN ELECTRIC HLDGS | | 2010-11-01 | 2014-02-18 |
| 71 MORNINGSTAR INC | | 2013-01-24 | 2014-02-18 |
| 6 NVR INC | | 2013-11-11 | 2014-02-18 |
| 152 OWENS & MINOR INC HLDG CO | | 2012-03-30 | 2014-02-18 |
| 67 POOL CORP COM | | 2010-11-01 | 2014-02-18 |
| 134 RLI CORP | | 2011-06-06 | 2014-02-18 |

Form 990PF Part IV - Capital Gains and Losses for Tax on Investment Income - Columns e - h

| (e) Gross sales price | (f) Depreciation allowed (or allowable) | (g) Cost or other basis plus expense of sale | (h) Gain or (loss) (e) plus (f) minus (g) |
|-----------------------|--|---|--|
| 5,236 | | 5,228 | 8 |
| 7,870 | | 7,135 | 735 |
| 1,893 | | 1,750 | 143 |
| 5,146 | | 4,027 | 1,119 |
| 1,972 | | 806 | 1,166 |
| 5,785 | | 4,681 | 1,104 |
| 7,038 | | 5,565 | 1,473 |
| 5,393 | | 4,638 | 755 |
| 3,921 | | 1,353 | 2,568 |
| 5,699 | | 3,896 | 1,803 |

Form 990PF Part IV - Capital Gains and Losses for Tax on Investment Income - Columns i - l

| Complete only for assets showing gain in column (h) and owned by the foundation on 12/31/69 | | | (l) Gains (Col (h) gain minus col (k), but not less than -0-) or Losses (from col (h)) |
|---|--------------------------------------|---|---|
| (i) F M V as of 12/31/69 | (j) Adjusted basis as of 12/31/69 | (k) Excess of col (i) over col (j), if any | |
| | | | 8 |
| | | | 735 |
| | | | 143 |
| | | | 1,119 |
| | | | 1,166 |
| | | | 1,104 |
| | | | 1,473 |
| | | | 755 |
| | | | 2,568 |
| | | | 1,803 |

Form 990PF Part IV - Capital Gains and Losses for Tax on Investment Income - Columns a - d

| (a) List and describe the kind(s) of property sold (e g , real estate, 2-story brick warehouse, or common stock, 200 shs MLC Co) | (b) How acquired P—Purchase D—Donation | (c) Date acquired (mo , day, yr) | (d) Date sold (mo , day, yr) |
|---|--|--------------------------------------|----------------------------------|
| 285 RPC ENERGY SVCS INC | | 2013-01-10 | 2014-02-18 |
| 74 RBC BEARINGS INC | | 2010-11-01 | 2014-02-18 |
| 67 ROLLINS INC | | 2010-11-01 | 2014-02-18 |
| 114 SIRONA DENTAL SYS INC | | 2014-01-31 | 2014-02-18 |
| 70 TECHNE CORP | | 2010-11-01 | 2014-02-18 |
| 131 TORO CO | | 2012-07-10 | 2014-02-18 |
| 111 VISTAPRINT NV | | 2014-02-12 | 2014-02-18 |
| 6 IDEX CORP | | 2014-02-18 | 2014-02-21 |
| 18 OGE ENERGY CORP | | 2014-02-18 | 2014-02-21 |
| 15 TIMKEN CO | | 2014-02-18 | 2014-02-21 |

Form 990PF Part IV - Capital Gains and Losses for Tax on Investment Income - Columns e - h

| (e) Gross sales price | (f) Depreciation allowed (or allowable) | (g) Cost or other basis plus expense of sale | (h) Gain or (loss) (e) plus (f) minus (g) |
|-----------------------|--|---|--|
| 5,204 | | 3,859 | 1,345 |
| 4,692 | | 2,452 | 2,240 |
| 2,023 | | 1,171 | 852 |
| 7,953 | | 7,943 | 10 |
| 6,339 | | 4,274 | 2,065 |
| 8,742 | | 4,412 | 4,330 |
| 5,637 | | 5,453 | 184 |
| 442 | | 438 | 4 |
| 656 | | 644 | 12 |
| 885 | | 891 | -6 |

Form 990PF Part IV - Capital Gains and Losses for Tax on Investment Income - Columns i - l

| Complete only for assets showing gain in column (h) and owned by the foundation on 12/31/69 | | | (l) Gains (Col (h) gain minus col (k), but not less than -0-) or Losses (from col (h)) |
|---|--------------------------------------|---|---|
| (i) F M V as of 12/31/69 | (j) Adjusted basis as of 12/31/69 | (k) Excess of col (i) over col (j), if any | |
| | | | 1,345 |
| | | | 2,240 |
| | | | 852 |
| | | | 10 |
| | | | 2,065 |
| | | | 4,330 |
| | | | 184 |
| | | | 4 |
| | | | 12 |
| | | | -6 |

Form 990PF Part IV - Capital Gains and Losses for Tax on Investment Income - Columns a - d

| (a) List and describe the kind(s) of property sold (e g , real estate, 2-story brick warehouse, or common stock, 200 shs MLC Co) | (b) How acquired P—Purchase D—Donation | (c) Date acquired (mo , day, yr) | (d) Date sold (mo , day, yr) |
|---|--|--------------------------------------|----------------------------------|
| 41 TRINITY INDS INC | | 2014-02-18 | 2014-02-21 |
| 2 PENTAIR LTD-REGISTERED | | 2014-02-18 | 2014-02-21 |
| 5 ALLEGHANY CORP NEW | | 2013-04-12 | 2014-03-03 |
| 95 MONSTER BEVERAGE CORP | | 2012-10-25 | 2014-03-03 |
| 13 FLOWSERVE CORP | | 2014-02-18 | 2014-03-12 |
| 26 THOR IND INC | | 2013-01-09 | 2014-03-12 |
| 7 TRINITY INDS INC | | 2014-02-18 | 2014-03-12 |
| 26 RYANAIR HLDGS PLC SPON ADR | | 2011-08-31 | 2014-03-20 |
| 92 SANOFI-SYNTHELABO ADR | | 2010-11-11 | 2014-04-04 |
| 55 NEWFIELD EXPLORATION CO | | 2014-02-18 | 2014-04-07 |

Form 990PF Part IV - Capital Gains and Losses for Tax on Investment Income - Columns e - h

| (e) Gross sales price | (f) Depreciation allowed (or allowable) | (g) Cost or other basis plus expense of sale | (h) Gain or (loss) (e) plus (f) minus (g) |
|-----------------------|--|---|--|
| 2,772 | | 2,464 | 308 |
| 159 | | 158 | 1 |
| 1,925 | | 1,947 | -22 |
| 6,924 | | 4,486 | 2,438 |
| 1,015 | | 992 | 23 |
| 1,524 | | 1,043 | 481 |
| 506 | | 421 | 85 |
| 1,427 | | 700 | 727 |
| 4,767 | | 2,902 | 1,865 |
| 1,771 | | 1,423 | 348 |

Form 990PF Part IV - Capital Gains and Losses for Tax on Investment Income - Columns i - l

| Complete only for assets showing gain in column (h) and owned by the foundation on 12/31/69 | | | (l) Gains (Col (h) gain minus col (k), but not less than -0-) or Losses (from col (h)) |
|---|--------------------------------------|---|---|
| (i) F M V as of 12/31/69 | (j) Adjusted basis as of 12/31/69 | (k) Excess of col (i) over col (j), if any | |
| | | | 308 |
| | | | 1 |
| | | | -22 |
| | | | 2,438 |
| | | | 23 |
| | | | 481 |
| | | | 85 |
| | | | 727 |
| | | | 1,865 |
| | | | 348 |

Form 990PF Part IV - Capital Gains and Losses for Tax on Investment Income - Columns a - d

| (a) List and describe the kind(s) of property sold (e g , real estate, 2-story brick warehouse, or common stock, 200 shs MLC Co) | (b) How acquired P—Purchase D—Donation | (c) Date acquired (mo , day, yr) | (d) Date sold (mo , day, yr) |
|---|--|--------------------------------------|----------------------------------|
| 173 SAFEWAY INC | | 2014-02-18 | 2014-04-07 |
| 10 WALT DISNEY CO | | 2013-02-28 | 2014-04-10 |
| 218 ATLANTIA SPA ADR | | 2011-01-14 | 2014-04-14 |
| 75 GILEAD SCIENCES INC | | 2010-06-14 | 2014-04-15 |
| 13 SIGNET JEWELERS LTD | | 2013-03-18 | 2014-04-21 |
| 2 PHILIP MORRIS INTL INC | | 2004-08-04 | 2014-04-23 |
| 3 APPLE COMPUTER INC | | 2012-11-09 | 2014-04-29 |
| 16 BERKSHIRE HATHAWAY CL B | | 2011-01-13 | 2014-04-29 |
| 110 PROGRESSIVE CORP | | 2012-07-16 | 2014-04-29 |
| 29 CUMMINS ENGINE INC | | 2012-06-11 | 2014-04-30 |

Form 990PF Part IV - Capital Gains and Losses for Tax on Investment Income - Columns e - h

| (e) Gross sales price | (f) Depreciation allowed (or allowable) | (g) Cost or other basis plus expense of sale | (h) Gain or (loss) (e) plus (f) minus (g) |
|-----------------------|--|---|--|
| 6,565 | | 5,949 | 616 |
| 799 | | 547 | 252 |
| 2,692 | | 2,201 | 491 |
| 5,085 | | 1,307 | 3,778 |
| 1,303 | | 815 | 488 |
| 167 | | 50 | 117 |
| 1,778 | | 1,748 | 30 |
| 2,054 | | 1,293 | 761 |
| 2,660 | | 1,635 | 1,025 |
| 4,363 | | 2,888 | 1,475 |

Form 990PF Part IV - Capital Gains and Losses for Tax on Investment Income - Columns i - l

| Complete only for assets showing gain in column (h) and owned by the foundation on 12/31/69 | | | (l) Gains (Col (h) gain minus col (k), but not less than -0-) or Losses (from col (h)) |
|---|--------------------------------------|---|---|
| (i) F M V as of 12/31/69 | (j) Adjusted basis as of 12/31/69 | (k) Excess of col (i) over col (j), if any | |
| | | | 616 |
| | | | 252 |
| | | | 491 |
| | | | 3,778 |
| | | | 488 |
| | | | 117 |
| | | | 30 |
| | | | 761 |
| | | | 1,025 |
| | | | 1,475 |

Form 990PF Part IV - Capital Gains and Losses for Tax on Investment Income - Columns a - d

| (a) List and describe the kind(s) of property sold (e g , real estate, 2-story brick warehouse, or common stock, 200 shs MLC Co) | (b) How acquired P—Purchase D—Donation | (c) Date acquired (mo , day, yr) | (d) Date sold (mo , day, yr) |
|---|--|--------------------------------------|----------------------------------|
| 128 RED ELECTRICA CORPORACION SA ADR | | 2013-01-15 | 2014-04-30 |
| 4 APPLE COMPUTER INC | | 2013-01-24 | 2014-05-07 |
| 11 BERKSHIRE HATHAWAY CL B | | 2011-01-13 | 2014-05-07 |
| 23 CLEAN HARBORS INC | | 2014-02-18 | 2014-05-07 |
| 15 HANESBRANDS INC | | 2014-02-18 | 2014-05-07 |
| 11 TRINITY INDS INC | | 2014-02-18 | 2014-05-07 |
| 129 BED BATH & BEYOND INC | | 2013-04-12 | 2014-05-13 |
| 22 VALEO ADR | | 2013-04-09 | 2014-05-14 |
| 359 667 YAHOO JAPAN CORP ADR | | 2010-11-01 | 2014-05-14 |
| 116 333 YAHOO JAPAN CORP ADR | | 2013-07-18 | 2014-05-14 |

Form 990PF Part IV - Capital Gains and Losses for Tax on Investment Income - Columns e - h

| (e) Gross sales price | (f) Depreciation allowed (or allowable) | (g) Cost or other basis plus expense of sale | (h) Gain or (loss) (e) plus (f) minus (g) |
|-----------------------|--|---|--|
| 2,083 | | 1,411 | 672 |
| 2,361 | | 2,049 | 312 |
| 1,397 | | 889 | 508 |
| 1,365 | | 1,260 | 105 |
| 1,213 | | 1,094 | 119 |
| 851 | | 661 | 190 |
| 8,050 | | 5,590 | 2,460 |
| 1,404 | | 591 | 813 |
| 3,021 | | 2,495 | 526 |
| 977 | | 1,279 | -302 |

Form 990PF Part IV - Capital Gains and Losses for Tax on Investment Income - Columns i - l

| Complete only for assets showing gain in column (h) and owned by the foundation on 12/31/69 | | | (l) Gains (Col (h) gain minus col (k), but not less than -0-) or Losses (from col (h)) |
|---|--------------------------------------|---|---|
| (i) F M V as of 12/31/69 | (j) Adjusted basis as of 12/31/69 | (k) Excess of col (i) over col (j), if any | |
| | | | 672 |
| | | | 312 |
| | | | 508 |
| | | | 105 |
| | | | 119 |
| | | | 190 |
| | | | 2,460 |
| | | | 813 |
| | | | 526 |
| | | | -302 |

Form 990PF Part IV - Capital Gains and Losses for Tax on Investment Income - Columns a - d

| (a) List and describe the kind(s) of property sold (e g , real estate, 2-story brick warehouse, or common stock, 200 shs MLC Co) | (b) How acquired P—Purchase D—Donation | (c) Date acquired (mo , day, yr) | (d) Date sold (mo , day, yr) |
|---|--|--------------------------------------|----------------------------------|
| 6 CENTENE CORP | | 2014-02-18 | 2014-05-22 |
| 142 PROGRESSIVE CORP | | 2008-10-21 | 2014-05-22 |
| 7 TRINITY INDS INC | | 2014-02-18 | 2014-05-22 |
| 21 BROADRIDGE FINL SOLUTIONS INC | | 2014-02-18 | 2014-06-03 |
| 27 NEWFIELD EXPLORATION CO | | 2014-02-18 | 2014-06-03 |
| 53 SANOFI-SYNTHELABO ADR | | 2013-12-12 | 2014-06-03 |
| 10 SANOFI-SYNTHELABO ADR | | 2009-02-11 | 2014-06-03 |
| 333 REXAM PLC SPONSORED ADR | | 2013-06-28 | 2014-06-06 |
| 25 NOW INC | | 2012-06-26 | 2014-06-10 |
| 78 CANADIAN NATURAL RESOURCES LTD ADR | | 2013-04-12 | 2014-06-19 |

Form 990PF Part IV - Capital Gains and Losses for Tax on Investment Income - Columns e - h

| (e) Gross sales price | (f) Depreciation allowed (or allowable) | (g) Cost or other basis plus expense of sale | (h) Gain or (loss) (e) plus (f) minus (g) |
|-----------------------|--|---|--|
| 424 | | 368 | 56 |
| 3,576 | | 1,981 | 1,595 |
| 582 | | 421 | 161 |
| 868 | | 787 | 81 |
| 982 | | 698 | 284 |
| 2,817 | | 2,674 | 143 |
| 531 | | 304 | 227 |
| 15 | | 14 | 1 |
| 8 | | 6 | 2 |
| 3,422 | | 2,448 | 974 |

Form 990PF Part IV - Capital Gains and Losses for Tax on Investment Income - Columns i - l

| Complete only for assets showing gain in column (h) and owned by the foundation on 12/31/69 | | | (l) Gains (Col (h) gain minus col (k), but not less than -0-) or Losses (from col (h)) |
|---|--------------------------------------|---|---|
| (i) F M V as of 12/31/69 | (j) Adjusted basis as of 12/31/69 | (k) Excess of col (i) over col (j), if any | |
| | | | 56 |
| | | | 1,595 |
| | | | 161 |
| | | | 81 |
| | | | 284 |
| | | | 143 |
| | | | 227 |
| | | | 1 |
| | | | 2 |
| | | | 974 |

Form 990PF Part IV - Capital Gains and Losses for Tax on Investment Income - Columns a - d

| (a) List and describe the kind(s) of property sold (e g , real estate, 2-story brick warehouse, or common stock, 200 shs MLC Co) | (b) How acquired P—Purchase D—Donation | (c) Date acquired (mo , day, yr) | (d) Date sold (mo , day, yr) |
|---|--|--------------------------------------|----------------------------------|
| 16 LABORATORY CORP OF AMER HLDGS | | 2013-06-13 | 2014-06-30 |
| 118 EXPERIAN GROUP LTD ADR | | 2012-08-13 | 2014-07-02 |
| 21 MEADWESTVACO CORP | | 2014-02-18 | 2014-07-02 |
| 40 NEWFIELD EXPLORATION CO | | 2014-02-18 | 2014-07-02 |
| 71 TIMKENSTEEL CORP | | 2014-05-07 | 2014-07-02 |
| 5 TIMKENSTEEL CORP | | 2014-02-18 | 2014-07-07 |
| 106 RED ELECTRICA CORPORACION SA ADR | | 2012-09-13 | 2014-07-09 |
| 45 APPLE COMPUTER INC | | 2013-01-24 | 2014-07-10 |
| 33 ASSOCIATED BRIT FOODS ADR | | 2012-12-13 | 2014-07-18 |
| 90 HSBC HOLDINGS PLC-SPONS ADR | | 2013-05-13 | 2014-07-18 |

Form 990PF Part IV - Capital Gains and Losses for Tax on Investment Income - Columns e - h

| (e) Gross sales price | (f) Depreciation allowed (or allowable) | (g) Cost or other basis plus expense of sale | (h) Gain or (loss) (e) plus (f) minus (g) |
|-----------------------|--|---|--|
| 1,638 | | 1,602 | 36 |
| 1,991 | | 1,829 | 162 |
| 925 | | 762 | 163 |
| 1,749 | | 1,035 | 714 |
| 2,951 | | 2,494 | 457 |
| 22 | | 17 | 5 |
| 1,802 | | 1,034 | 768 |
| 4,275 | | 2,491 | 1,784 |
| 1,608 | | 810 | 798 |
| 4,594 | | 5,018 | -424 |

Form 990PF Part IV - Capital Gains and Losses for Tax on Investment Income - Columns i - l

| Complete only for assets showing gain in column (h) and owned by the foundation on 12/31/69 | | | (l) Gains (Col (h) gain minus col (k), but not less than -0-) or Losses (from col (h)) |
|---|--------------------------------------|---|---|
| (i) F M V as of 12/31/69 | (j) Adjusted basis as of 12/31/69 | (k) Excess of col (i) over col (j), if any | |
| | | | 36 |
| | | | 162 |
| | | | 163 |
| | | | 714 |
| | | | 457 |
| | | | 5 |
| | | | 768 |
| | | | 1,784 |
| | | | 798 |
| | | | -424 |

Form 990PF Part IV - Capital Gains and Losses for Tax on Investment Income - Columns a - d

| (a) List and describe the kind(s) of property sold (e g , real estate, 2-story brick warehouse, or common stock, 200 shs MLC Co) | (b) How acquired P—Purchase D—Donation | (c) Date acquired (mo , day, yr) | (d) Date sold (mo , day, yr) |
|---|--|--------------------------------------|----------------------------------|
| 58 NOVO NORDISK A S ADR | | 2013-07-12 | 2014-07-18 |
| 2 HANESBRANDS INC | | 2014-02-18 | 2014-07-21 |
| 18 OCCIDENTAL PETROLEUM CORP | | 2008-10-21 | 2014-07-21 |
| 23 TIMKEN CO | | 2014-07-02 | 2014-07-21 |
| 100 URS CORP | | 2014-03-12 | 2014-07-30 |
| 6 EOG RESOURCES INC | | 2012-09-24 | 2014-08-06 |
| 108 URS CORP | | 2014-02-18 | 2014-08-13 |
| 5 ALLEGHANY CORP NEW | | 2013-04-12 | 2014-09-09 |
| 56 AIR PRODUCTS & CHEMICAL INC | | 2013-02-21 | 2014-09-10 |
| 6 AIR PRODUCTS & CHEMICAL INC | | 2013-12-19 | 2014-09-10 |

Form 990PF Part IV - Capital Gains and Losses for Tax on Investment Income - Columns e - h

| (e) Gross sales price | (f) Depreciation allowed (or allowable) | (g) Cost or other basis plus expense of sale | (h) Gain or (loss) (e) plus (f) minus (g) |
|-----------------------|--|---|--|
| 2,627 | | 1,893 | 734 |
| 194 | | 146 | 48 |
| 1,807 | | 876 | 931 |
| 1,114 | | 1,143 | -29 |
| 5,787 | | 4,457 | 1,330 |
| 647 | | 340 | 307 |
| 6,363 | | 4,781 | 1,582 |
| 2,140 | | 1,296 | 844 |
| 7,246 | | 4,921 | 2,325 |
| 776 | | 656 | 120 |

Form 990PF Part IV - Capital Gains and Losses for Tax on Investment Income - Columns i - l

| Complete only for assets showing gain in column (h) and owned by the foundation on 12/31/69 | | | (l) Gains (Col (h) gain minus col (k), but not less than -0-) or Losses (from col (h)) |
|---|--------------------------------------|---|---|
| (i) F M V as of 12/31/69 | (j) Adjusted basis as of 12/31/69 | (k) Excess of col (i) over col (j), if any | |
| | | | 734 |
| | | | 48 |
| | | | 931 |
| | | | -29 |
| | | | 1,330 |
| | | | 307 |
| | | | 1,582 |
| | | | 844 |
| | | | 2,325 |
| | | | 120 |

Form 990PF Part IV - Capital Gains and Losses for Tax on Investment Income - Columns a - d

| (a) List and describe the kind(s) of property sold (e g , real estate, 2-story brick warehouse, or common stock, 200 shs MLC Co) | (b) How acquired P—Purchase D—Donation | (c) Date acquired (mo , day, yr) | (d) Date sold (mo , day, yr) |
|---|--|--------------------------------------|----------------------------------|
| 54 PRUDENTIAL PLC ADR | | 2013-03-15 | 2014-09-16 |
| 42 SANDS CHINA LTD UNSPONSORED ADR | | 2013-03-26 | 2014-09-17 |
| 12 CENTENE CORP | | 2014-02-18 | 2014-09-19 |
| 14 HANESBRANDS INC | | 2014-02-18 | 2014-09-19 |
| 33 TRINITY INDS INC | | 2014-02-18 | 2014-09-19 |
| 204 PETROLEUM GEO-SERVICES-ADR | | 2013-06-20 | 2014-09-24 |
| 101 CVS CORPORATION (DEL) | | 2010-08-19 | 2014-10-01 |
| 7 CENTENE CORP | | 2014-02-18 | 2014-10-02 |
| 80 BAYERISCHE MOTOREN WERKE A G ADR | | 2013-09-11 | 2014-10-06 |
| 36 COSTCO WHOLESALE CORP | | 2008-10-21 | 2014-10-08 |

Form 990PF Part IV - Capital Gains and Losses for Tax on Investment Income - Columns e - h

| (e) Gross sales price | (f) Depreciation allowed (or allowable) | (g) Cost or other basis plus expense of sale | (h) Gain or (loss) (e) plus (f) minus (g) |
|-----------------------|--|---|--|
| 2,486 | | 1,847 | 639 |
| 2,298 | | 2,046 | 252 |
| 980 | | 736 | 244 |
| 1,503 | | 1,021 | 482 |
| 1,662 | | 991 | 671 |
| 1,227 | | 2,760 | -1,533 |
| 8,024 | | 2,986 | 5,038 |
| 557 | | 429 | 128 |
| 2,740 | | 2,682 | 58 |
| 4,616 | | 2,060 | 2,556 |

Form 990PF Part IV - Capital Gains and Losses for Tax on Investment Income - Columns i - l

| Complete only for assets showing gain in column (h) and owned by the foundation on 12/31/69 | | | (l) Gains (Col (h) gain minus col (k), but not less than -0-) or Losses (from col (h)) |
|---|--------------------------------------|---|---|
| (i) F M V as of 12/31/69 | (j) Adjusted basis as of 12/31/69 | (k) Excess of col (i) over col (j), if any | |
| | | | 639 |
| | | | 252 |
| | | | 244 |
| | | | 482 |
| | | | 671 |
| | | | -1,533 |
| | | | 5,038 |
| | | | 128 |
| | | | 58 |
| | | | 2,556 |

Form 990PF Part IV - Capital Gains and Losses for Tax on Investment Income - Columns a - d

| (a) List and describe the kind(s) of property sold (e g , real estate, 2-story brick warehouse, or common stock, 200 shs MLC Co) | (b) How acquired P—Purchase D—Donation | (c) Date acquired (mo , day, yr) | (d) Date sold (mo , day, yr) |
|---|--|--------------------------------------|----------------------------------|
| 17 PERRIGO CO PLC | | 2013-12-20 | 2014-10-13 |
| 42 BAYERISCHE MOTOREN WERKE A G ADR | | 2012-11-21 | 2014-10-14 |
| 37 HARLEY DAVIDSON INC | | 2012-07-16 | 2014-10-14 |
| 13 BROADRIDGE FINL SOLUTIONS INC | | 2014-02-18 | 2014-10-21 |
| 19 DARLING INTL INC | | 2014-02-18 | 2014-10-21 |
| 7 HANESBRANDS INC | | 2014-02-18 | 2014-10-21 |
| 795 LIBERTY MEDIA HLDG CORP | | 2014-01-22 | 2014-10-21 |
| 41 WESTERN UN CO | | 2014-09-19 | 2014-10-21 |
| 2 ASHTEAD GROUP PLC ADR | | 2014-07-07 | 2014-10-22 |
| 9 ASSA ABLOY AB ADR | | 2010-03-03 | 2014-10-22 |

Form 990PF Part IV - Capital Gains and Losses for Tax on Investment Income - Columns e - h

| (e) Gross sales price | (f) Depreciation allowed (or allowable) | (g) Cost or other basis plus expense of sale | (h) Gain or (loss) (e) plus (f) minus (g) |
|-----------------------|--|---|--|
| 2,514 | | 2,587 | -73 |
| 1,406 | | 1,184 | 222 |
| 2,108 | | 1,057 | 1,051 |
| 535 | | 487 | 48 |
| 341 | | 379 | -38 |
| 743 | | 510 | 233 |
| 25 | | 24 | 1 |
| 672 | | 677 | -5 |
| 125 | | 130 | -5 |
| 223 | | 89 | 134 |

Form 990PF Part IV - Capital Gains and Losses for Tax on Investment Income - Columns i - l

| Complete only for assets showing gain in column (h) and owned by the foundation on 12/31/69 | | | (l) Gains (Col (h) gain minus col (k), but not less than -0-) or Losses (from col (h)) |
|---|--------------------------------------|---|---|
| (i) F M V as of 12/31/69 | (j) Adjusted basis as of 12/31/69 | (k) Excess of col (i) over col (j), if any | |
| | | | -73 |
| | | | 222 |
| | | | 1,051 |
| | | | 48 |
| | | | -38 |
| | | | 233 |
| | | | 1 |
| | | | -5 |
| | | | -5 |
| | | | 134 |

Form 990PF Part IV - Capital Gains and Losses for Tax on Investment Income - Columns a - d

| (a) List and describe the kind(s) of property sold (e g , real estate, 2-story brick warehouse, or common stock, 200 shs MLC Co) | (b) How acquired P—Purchase D—Donation | (c) Date acquired (mo , day, yr) | (d) Date sold (mo , day, yr) |
|---|--|--------------------------------------|----------------------------------|
| 14 ATLANTIA SPA ADR | | 2011-01-14 | 2014-10-22 |
| 46 BANK NEW YORK MELLON CORP | | 2008-10-21 | 2014-10-22 |
| 2 BAYER AG ADR | | 2013-07-05 | 2014-10-22 |
| 31 BROOKFIELD ASSET MGMT INC CL A | | 2013-07-17 | 2014-10-22 |
| 10 CARMAX INC | | 2013-12-19 | 2014-10-22 |
| 23 COSTCO WHOLESALE CORP | | 2008-10-21 | 2014-10-22 |
| 16 DAIWA HOUSE IND LTD ADR | | 2014-05-22 | 2014-10-22 |
| 42 WALT DISNEY CO | | 2013-02-28 | 2014-10-22 |
| 107 681 DODGE & COX INCOME FD | | 2011-11-25 | 2014-10-22 |
| 18 EOG RESOURCES INC | | 2012-09-24 | 2014-10-22 |

Form 990PF Part IV - Capital Gains and Losses for Tax on Investment Income - Columns e - h

| (e) Gross sales price | (f) Depreciation allowed (or allowable) | (g) Cost or other basis plus expense of sale | (h) Gain or (loss) (e) plus (f) minus (g) |
|-----------------------|--|---|--|
| 161 | | 141 | 20 |
| 1,679 | | 1,426 | 253 |
| 266 | | 208 | 58 |
| 1,422 | | 1,150 | 272 |
| 486 | | 529 | -43 |
| 3,012 | | 1,316 | 1,696 |
| 286 | | 292 | -6 |
| 3,671 | | 1,645 | 2,026 |
| 1,500 | | 1,427 | 73 |
| 1,666 | | 683 | 983 |

Form 990PF Part IV - Capital Gains and Losses for Tax on Investment Income - Columns i - l

| Complete only for assets showing gain in column (h) and owned by the foundation on 12/31/69 | | | (l) Gains (Col (h) gain minus col (k), but not less than -0-) or Losses (from col (h)) |
|---|--------------------------------------|---|---|
| (i) F M V as of 12/31/69 | (j) Adjusted basis as of 12/31/69 | (k) Excess of col (i) over col (j), if any | |
| | | | 20 |
| | | | 253 |
| | | | 58 |
| | | | 272 |
| | | | -43 |
| | | | 1,696 |
| | | | -6 |
| | | | 2,026 |
| | | | 73 |
| | | | 983 |

Form 990PF Part IV - Capital Gains and Losses for Tax on Investment Income - Columns a - d

| (a) List and describe the kind(s) of property sold (e g , real estate, 2-story brick warehouse, or common stock, 200 shs MLC Co) | (b) How acquired P—Purchase D—Donation | (c) Date acquired (mo , day, yr) | (d) Date sold (mo , day, yr) |
|---|--|--------------------------------------|----------------------------------|
| 22 KDDI CORP ADR | | 2014-01-15 | 2014-10-22 |
| 8 KOMATSU LTD ADR | | 2012-02-16 | 2014-10-22 |
| 8 LABORATORY CORP OF AMER HLDGS | | 2013-06-13 | 2014-10-22 |
| 32 LIBERTY MEDIA HLDG CORP INTERACTIVE SER | | 2014-01-22 | 2014-10-22 |
| 3 LIXIL GROUP CORP ADR | | 2011-02-04 | 2014-10-22 |
| 40 LOEWS CORP | | 2012-09-26 | 2014-10-22 |
| 5 MAKITA CORP ADR NEW | | 2013-06-19 | 2014-10-22 |
| 8 PHILIP MORRIS INTL INC | | 2004-08-04 | 2014-10-22 |
| 4 REXAM PLC SPONSORED ADR | | 2013-06-28 | 2014-10-22 |
| 3 SEVEN & I HLDGS CO LTD ADR | | 2013-04-08 | 2014-10-22 |

Form 990PF Part IV - Capital Gains and Losses for Tax on Investment Income - Columns e - h

| (e) Gross sales price | (f) Depreciation allowed (or allowable) | (g) Cost or other basis plus expense of sale | (h) Gain or (loss) (e) plus (f) minus (g) |
|-----------------------|--|---|--|
| 335 | | 336 | -1 |
| 179 | | 233 | -54 |
| 813 | | 801 | 12 |
| 798 | | 767 | 31 |
| 123 | | 134 | -11 |
| 1,684 | | 1,524 | 160 |
| 256 | | 307 | -51 |
| 700 | | 201 | 499 |
| 151 | | 164 | -13 |
| 220 | | 209 | 11 |

Form 990PF Part IV - Capital Gains and Losses for Tax on Investment Income - Columns i - l

| Complete only for assets showing gain in column (h) and owned by the foundation on 12/31/69 | | | (l) Gains (Col (h) gain minus col (k), but not less than -0-) or Losses (from col (h)) |
|---|--------------------------------------|---|---|
| (i) F M V as of 12/31/69 | (j) Adjusted basis as of 12/31/69 | (k) Excess of col (i) over col (j), if any | |
| | | | -1 |
| | | | -54 |
| | | | 12 |
| | | | 31 |
| | | | -11 |
| | | | 160 |
| | | | -51 |
| | | | 499 |
| | | | -13 |
| | | | 11 |

Form 990PF Part IV - Capital Gains and Losses for Tax on Investment Income - Columns a - d

| (a) List and describe the kind(s) of property sold (e g , real estate, 2-story brick warehouse, or common stock, 200 shs MLC Co) | (b) How acquired P—Purchase D—Donation | (c) Date acquired (mo , day, yr) | (d) Date sold (mo , day, yr) |
|---|--|--------------------------------------|----------------------------------|
| 10 SOFTBANK CORP ADR | | 2014-09-16 | 2014-10-22 |
| 5 SWEDBANK A B ADR | | 2014-05-22 | 2014-10-22 |
| 19 UNITEDHEALTH GROUP INC | | 2013-04-12 | 2014-10-22 |
| 45 WELLS FARGO & CO NEW | | 2004-08-04 | 2014-10-22 |
| 29 WOLSELEY PLC JERSEY SPONSORED ADR | | 2012-06-21 | 2014-10-22 |
| 18 ADT CORP | | 2014-02-18 | 2014-10-23 |
| 3 ANHEUSER BUSCH INBEV SA/NV ADR | | 2014-09-15 | 2014-10-23 |
| 46 APPLE COMPUTER INC | | 2009-07-17 | 2014-10-23 |
| 6 BNP PARIBAS ADR | | 2014-07-01 | 2014-10-23 |
| 15 BERKSHIRE HATHAWAY CL B | | 2011-01-13 | 2014-10-23 |

Form 990PF Part IV - Capital Gains and Losses for Tax on Investment Income - Columns e - h

| (e) Gross sales price | (f) Depreciation allowed (or allowable) | (g) Cost or other basis plus expense of sale | (h) Gain or (loss) (e) plus (f) minus (g) |
|-----------------------|--|---|--|
| 337 | | 405 | -68 |
| 128 | | 132 | -4 |
| 1,716 | | 1,200 | 516 |
| 2,271 | | 1,280 | 991 |
| 149 | | 116 | 33 |
| 619 | | 566 | 53 |
| 325 | | 344 | -19 |
| 4,818 | | 996 | 3,822 |
| 188 | | 212 | -24 |
| 2,077 | | 1,212 | 865 |

Form 990PF Part IV - Capital Gains and Losses for Tax on Investment Income - Columns i - l

| Complete only for assets showing gain in column (h) and owned by the foundation on 12/31/69 | | | (l) Gains (Col (h) gain minus col (k), but not less than -0-) or Losses (from col (h)) |
|---|--------------------------------------|---|---|
| (i) F M V as of 12/31/69 | (j) Adjusted basis as of 12/31/69 | (k) Excess of col (i) over col (j), if any | |
| | | | -68 |
| | | | -4 |
| | | | 516 |
| | | | 991 |
| | | | 33 |
| | | | 53 |
| | | | -19 |
| | | | 3,822 |
| | | | -24 |
| | | | 865 |

Form 990PF Part IV - Capital Gains and Losses for Tax on Investment Income - Columns a - d

| (a) List and describe the kind(s) of property sold (e g , real estate, 2-story brick warehouse, or common stock, 200 shs MLC Co) | (b) How acquired P—Purchase D—Donation | (c) Date acquired (mo , day, yr) | (d) Date sold (mo , day, yr) |
|---|--|--------------------------------------|----------------------------------|
| 3 BHP LIMITED SPONS ADR | | 2012-10-19 | 2014-10-23 |
| 3 BRITISH AMERN TOB PLC SPONSORED ADR | | 2010-11-01 | 2014-10-23 |
| 4 CARBO CERAMICS INC | | 2014-10-02 | 2014-10-23 |
| 8 CENTENE CORP | | 2014-02-18 | 2014-10-23 |
| 85 E M C CORP | | 2013-05-21 | 2014-10-23 |
| 11 FLOWSERVE CORP | | 2014-02-18 | 2014-10-23 |
| 7 IDEX CORP | | 2014-05-07 | 2014-10-23 |
| 43 LLOYDS TSB GROUP PLC SPON ADR | | 2014-05-02 | 2014-10-23 |
| 6 M & T BANK CORP | | 2013-07-16 | 2014-10-23 |
| 30 MEAD JOHNSON NUTRITION CO | | 2014-03-03 | 2014-10-23 |

Form 990PF Part IV - Capital Gains and Losses for Tax on Investment Income - Columns e - h

| (e) Gross sales price | (f) Depreciation allowed (or allowable) | (g) Cost or other basis plus expense of sale | (h) Gain or (loss) (e) plus (f) minus (g) |
|-----------------------|--|---|--|
| 177 | | 215 | -38 |
| 325 | | 218 | 107 |
| 217 | | 223 | -6 |
| 662 | | 491 | 171 |
| 2,354 | | 2,052 | 302 |
| 734 | | 840 | -106 |
| 514 | | 517 | -3 |
| 211 | | 234 | -23 |
| 693 | | 700 | -7 |
| 3,020 | | 2,471 | 549 |

Form 990PF Part IV - Capital Gains and Losses for Tax on Investment Income - Columns i - l

| Complete only for assets showing gain in column (h) and owned by the foundation on 12/31/69 | | | (l) Gains (Col (h) gain minus col (k), but not less than -0-) or Losses (from col (h)) |
|---|--------------------------------------|---|---|
| (i) F M V as of 12/31/69 | (j) Adjusted basis as of 12/31/69 | (k) Excess of col (i) over col (j), if any | |
| | | | -38 |
| | | | 107 |
| | | | -6 |
| | | | 171 |
| | | | 302 |
| | | | -106 |
| | | | -3 |
| | | | -23 |
| | | | -7 |
| | | | 549 |

Form 990PF Part IV - Capital Gains and Losses for Tax on Investment Income - Columns a - d

| (a) List and describe the kind(s) of property sold (e g , real estate, 2-story brick warehouse, or common stock, 200 shs MLC Co) | (b) How acquired P—Purchase D—Donation | (c) Date acquired (mo , day, yr) | (d) Date sold (mo , day, yr) |
|---|--|--------------------------------------|----------------------------------|
| 12 MEADWESTVACO CORP | | 2014-02-18 | 2014-10-23 |
| 4 NOVARTIS A G ADR | | 2014-06-27 | 2014-10-23 |
| 6 NOVO NORDISK A S ADR | | 2013-08-07 | 2014-10-23 |
| 21 NOW INC | | 2012-06-26 | 2014-10-23 |
| 9 OGE ENERGY CORP | | 2014-02-18 | 2014-10-23 |
| 3 POLARIS INDUSTRIES INC | | 2014-02-18 | 2014-10-23 |
| 6 PRUDENTIAL PLC ADR | | 2014-06-27 | 2014-10-23 |
| 4 ROGERS COMMUNICATIONS INC CLASS B | | 2012-07-10 | 2014-10-23 |
| 3 RYANAIR HLDGS PLC SPON ADR | | 2011-08-31 | 2014-10-23 |
| 8 SAMPO OYJ ADR | | 2010-08-19 | 2014-10-23 |

Form 990PF Part IV - Capital Gains and Losses for Tax on Investment Income - Columns e - h

| (e) Gross sales price | (f) Depreciation allowed (or allowable) | (g) Cost or other basis plus expense of sale | (h) Gain or (loss) (e) plus (f) minus (g) |
|-----------------------|--|---|--|
| 509 | | 435 | 74 |
| 358 | | 361 | -3 |
| 276 | | 206 | 70 |
| 611 | | 469 | 142 |
| 333 | | 322 | 11 |
| 448 | | 396 | 52 |
| 265 | | 274 | -9 |
| 153 | | 148 | 5 |
| 163 | | 79 | 84 |
| 188 | | 100 | 88 |

Form 990PF Part IV - Capital Gains and Losses for Tax on Investment Income - Columns i - l

| Complete only for assets showing gain in column (h) and owned by the foundation on 12/31/69 | | | (l) Gains (Col (h) gain minus col (k), but not less than -0-) or Losses (from col (h)) |
|---|--------------------------------------|---|---|
| (i) F M V as of 12/31/69 | (j) Adjusted basis as of 12/31/69 | (k) Excess of col (i) over col (j), if any | |
| | | | 74 |
| | | | -3 |
| | | | 70 |
| | | | 142 |
| | | | 11 |
| | | | 52 |
| | | | -9 |
| | | | 5 |
| | | | 84 |
| | | | 88 |

Form 990PF Part IV - Capital Gains and Losses for Tax on Investment Income - Columns a - d

| (a) List and describe the kind(s) of property sold (e g , real estate, 2-story brick warehouse, or common stock, 200 shs MLC Co) | (b) How acquired P—Purchase D—Donation | (c) Date acquired (mo , day, yr) | (d) Date sold (mo , day, yr) |
|---|--|--------------------------------------|----------------------------------|
| 15 SCHLUMBERGER LTD | | 2012-06-04 | 2014-10-23 |
| 5 SHIRE PHARMACEUTICALS GR ADR | | 2014-10-15 | 2014-10-23 |
| 39 SUMITOMO MITSUI FIN-UNSP ADR SPONSORED A | | 2012-12-19 | 2014-10-23 |
| 5 TEVA PHARMACEUTICAL INDUSTRIES LTD (ISRAEL) ADR | | 2014-07-17 | 2014-10-23 |
| 9 THOR IND INC | | 2014-02-18 | 2014-10-23 |
| 14 TIDEWATER INC | | 2014-07-21 | 2014-10-23 |
| 13 TIMKEN CO | | 2014-07-02 | 2014-10-23 |
| 6 UNILEVER PLC ADR | | 2010-11-01 | 2014-10-23 |
| 8 PENTAIR PLC | | 2014-02-18 | 2014-10-23 |
| 71 LIXIL GROUP CORP ADR | | 2012-03-09 | 2014-10-29 |

Form 990PF Part IV - Capital Gains and Losses for Tax on Investment Income - Columns e - h

| (e) Gross sales price | (f) Depreciation allowed (or allowable) | (g) Cost or other basis plus expense of sale | (h) Gain or (loss) (e) plus (f) minus (g) |
|-----------------------|--|---|--|
| 1,474 | | 912 | 562 |
| 934 | | 857 | 77 |
| 292 | | 278 | 14 |
| 270 | | 271 | -1 |
| 465 | | 486 | -21 |
| 505 | | 699 | -194 |
| 539 | | 646 | -107 |
| 236 | | 173 | 63 |
| 535 | | 631 | -96 |
| 2,954 | | 3,085 | -131 |

Form 990PF Part IV - Capital Gains and Losses for Tax on Investment Income - Columns i - l

| Complete only for assets showing gain in column (h) and owned by the foundation on 12/31/69 | | | (l) Gains (Col (h) gain minus col (k), but not less than -0-) or Losses (from col (h)) |
|---|--------------------------------------|---|---|
| (i) F M V as of 12/31/69 | (j) Adjusted basis as of 12/31/69 | (k) Excess of col (i) over col (j), if any | |
| | | | 562 |
| | | | 77 |
| | | | 14 |
| | | | -1 |
| | | | -21 |
| | | | -194 |
| | | | -107 |
| | | | 63 |
| | | | -96 |
| | | | -131 |

Form 990PF Part IV - Capital Gains and Losses for Tax on Investment Income - Columns a - d

| (a) List and describe the kind(s) of property sold (e g , real estate, 2-story brick warehouse, or common stock, 200 shs MLC Co) | (b) How acquired P—Purchase D—Donation | (c) Date acquired (mo , day, yr) | (d) Date sold (mo , day, yr) |
|---|--|--------------------------------------|----------------------------------|
| 68 NOVO NORDISK A S ADR | | 2013-08-07 | 2014-10-29 |
| 76 UNILEVER PLC ADR | | 2010-11-01 | 2014-10-29 |
| 78 SAP AG SPONSORED ADR SAP AKTIENGESELLSCHAFT | | 2010-04-21 | 2014-10-30 |
| 21 IBM CORP | | 2014-09-26 | 2014-10-31 |
| 691 LADBROKES PLC SPONSORED ADR | | 2013-07-17 | 2014-11-03 |
| 22 PHILIP MORRIS INTL INC | | 2004-08-04 | 2014-11-12 |
| 13 AGCO CORP | | 2014-07-21 | 2014-11-17 |
| 23 BERKSHIRE HATHAWAY CL B | | 2012-02-16 | 2014-11-17 |
| 12 BROADRIDGE FINL SOLUTIONS INC | | 2014-02-18 | 2014-11-17 |
| 17 CLEAN HARBORS INC | | 2014-09-19 | 2014-11-17 |

Form 990PF Part IV - Capital Gains and Losses for Tax on Investment Income - Columns e - h

| (e) Gross sales price | (f) Depreciation allowed (or allowable) | (g) Cost or other basis plus expense of sale | (h) Gain or (loss) (e) plus (f) minus (g) |
|-----------------------|--|---|--|
| 2,977 | | 2,323 | 654 |
| 3,046 | | 2,078 | 968 |
| 5,128 | | 3,703 | 1,425 |
| 3,448 | | 3,970 | -522 |
| 1,244 | | 2,260 | -1,016 |
| 1,930 | | 552 | 1,378 |
| 579 | | 689 | -110 |
| 3,337 | | 1,847 | 1,490 |
| 540 | | 450 | 90 |
| 844 | | 1,009 | -165 |

Form 990PF Part IV - Capital Gains and Losses for Tax on Investment Income - Columns i - l

| Complete only for assets showing gain in column (h) and owned by the foundation on 12/31/69 | | | (l) Gains (Col (h) gain minus col (k), but not less than -0-) or Losses (from col (h)) |
|---|--------------------------------------|---|---|
| (i) F M V as of 12/31/69 | (j) Adjusted basis as of 12/31/69 | (k) Excess of col (i) over col (j), if any | |
| | | | 654 |
| | | | 968 |
| | | | 1,425 |
| | | | -522 |
| | | | -1,016 |
| | | | 1,378 |
| | | | -110 |
| | | | 1,490 |
| | | | 90 |
| | | | -165 |

Form 990PF Part IV - Capital Gains and Losses for Tax on Investment Income - Columns a - d

| (a) List and describe the kind(s) of property sold (e g , real estate, 2-story brick warehouse, or common stock, 200 shs MLC Co) | (b) How acquired P—Purchase D—Donation | (c) Date acquired (mo , day, yr) | (d) Date sold (mo , day, yr) |
|---|--|--------------------------------------|----------------------------------|
| 41 DARLING INTL INC | | 2014-02-18 | 2014-11-17 |
| 7 HANESBRANDS INC | | 2014-02-18 | 2014-11-17 |
| 38 WESTERN UN CO | | 2014-02-18 | 2014-11-17 |
| 17 SIGNET JEWELERS LTD | | 2013-06-28 | 2014-11-19 |
| 24 MONSANTO CO | | 2011-06-24 | 2014-11-25 |
| 285 E M C CORP | | 2013-10-25 | 2014-11-26 |
| 64 HSBC HOLDINGS PLC-SPONS ADR | | 2013-01-15 | 2014-11-26 |
| 18 APPLE COMPUTER INC | | 2009-07-17 | 2014-12-04 |
| 32 RYOHIN KEIKAKU CO LTD ADR | | 2014-09-22 | 2014-12-04 |
| 24 CENTENE CORP | | 2014-02-18 | 2014-12-05 |

Form 990PF Part IV - Capital Gains and Losses for Tax on Investment Income - Columns e - h

| (e) Gross sales price | (f) Depreciation allowed (or allowable) | (g) Cost or other basis plus expense of sale | (h) Gain or (loss) (e) plus (f) minus (g) |
|-----------------------|--|---|--|
| 777 | | 818 | -41 |
| 771 | | 510 | 261 |
| 691 | | 621 | 70 |
| 2,031 | | 1,158 | 873 |
| 2,897 | | 1,432 | 1,465 |
| 8,545 | | 6,690 | 1,855 |
| 3,202 | | 3,506 | -304 |
| 2,088 | | 390 | 1,698 |
| 745 | | 753 | -8 |
| 2,418 | | 1,472 | 946 |

Form 990PF Part IV - Capital Gains and Losses for Tax on Investment Income - Columns i - l

| Complete only for assets showing gain in column (h) and owned by the foundation on 12/31/69 | | | (l) Gains (Col (h) gain minus col (k), but not less than -0-) or Losses (from col (h)) |
|---|--------------------------------------|---|---|
| (i) F M V as of 12/31/69 | (j) Adjusted basis as of 12/31/69 | (k) Excess of col (i) over col (j), if any | |
| | | | -41 |
| | | | 261 |
| | | | 70 |
| | | | 873 |
| | | | 1,465 |
| | | | 1,855 |
| | | | -304 |
| | | | 1,698 |
| | | | -8 |
| | | | 946 |

Form 990PF Part IV - Capital Gains and Losses for Tax on Investment Income - Columns a - d

| (a) List and describe the kind(s) of property sold (e g , real estate, 2-story brick warehouse, or common stock, 200 shs MLC Co) | (b) How acquired P—Purchase D—Donation | (c) Date acquired (mo , day, yr) | (d) Date sold (mo , day, yr) |
|---|--|--------------------------------------|----------------------------------|
| 9 POLARIS INDUSTRIES INC | | 2014-02-18 | 2014-12-05 |
| 81 ENI S P A SPON ADR | | 2012-12-05 | 2014-12-09 |
| 94 JAPAN TOB INC ADR | | 2014-10-29 | 2014-12-11 |
| 16 ADT CORP | | 2014-02-18 | 2014-12-16 |
| 9 AGCO CORP | | 2014-07-21 | 2014-12-16 |
| 127 ACTIVISION BLIZZARD INC | | 2013-09-19 | 2014-12-16 |
| 12 ACTIVISION BLIZZARD INC | | 2014-10-22 | 2014-12-16 |
| 18 AIRBUS GROUP ADR | | 2013-10-03 | 2014-12-16 |
| 15 AMERICAN EXPRESS CO | | 2008-10-21 | 2014-12-16 |
| 3 ANHEUSER BUSCH INBEV SA/NV ADR | | 2014-09-15 | 2014-12-16 |

Form 990PF Part IV - Capital Gains and Losses for Tax on Investment Income - Columns e - h

| (e) Gross sales price | (f) Depreciation allowed (or allowable) | (g) Cost or other basis plus expense of sale | (h) Gain or (loss) (e) plus (f) minus (g) |
|-----------------------|--|---|--|
| 1,382 | | 1,188 | 194 |
| 2,932 | | 3,815 | -883 |
| 1,416 | | 1,589 | -173 |
| 506 | | 503 | 3 |
| 397 | | 471 | -74 |
| 2,504 | | 2,163 | 341 |
| 237 | | 229 | 8 |
| 226 | | 298 | -72 |
| 1,339 | | 386 | 953 |
| 328 | | 344 | -16 |

Form 990PF Part IV - Capital Gains and Losses for Tax on Investment Income - Columns i - l

| Complete only for assets showing gain in column (h) and owned by the foundation on 12/31/69 | | | (l) Gains (Col (h) gain minus col (k), but not less than -0-) or Losses (from col (h)) |
|---|--------------------------------------|---|---|
| (i) F M V as of 12/31/69 | (j) Adjusted basis as of 12/31/69 | (k) Excess of col (i) over col (j), if any | |
| | | | 194 |
| | | | -883 |
| | | | -173 |
| | | | 3 |
| | | | -74 |
| | | | 341 |
| | | | 8 |
| | | | -72 |
| | | | 953 |
| | | | -16 |

Form 990PF Part IV - Capital Gains and Losses for Tax on Investment Income - Columns a - d

| (a) List and describe the kind(s) of property sold (e g , real estate, 2-story brick warehouse, or common stock, 200 shs MLC Co) | (b) How acquired P—Purchase D—Donation | (c) Date acquired (mo , day, yr) | (d) Date sold (mo , day, yr) |
|---|--|--------------------------------------|----------------------------------|
| 3 ASHTEAD GROUP PLC ADR | | 2014-07-07 | 2014-12-16 |
| 12 ASSA ABLOY AB ADR | | 2010-03-03 | 2014-12-16 |
| 6 ASSOCIATED BRIT FOODS ADR | | 2012-12-13 | 2014-12-16 |
| 19 ATLANTIA SPA ADR | | 2011-01-14 | 2014-12-16 |
| 21 BG GROUP PLC SPON ADR | | 2011-09-07 | 2014-12-16 |
| 10 BNP PARIBAS ADR | | 2014-07-01 | 2014-12-16 |
| 49 BANK NEWYORK MELLON CORP | | 2008-10-21 | 2014-12-16 |
| 4 BAYER AG ADR | | 2013-07-05 | 2014-12-16 |
| 7 BAYERISCHE MOTOREN WERKE A G ADR | | 2011-02-08 | 2014-12-16 |
| 10 BERKSHIRE HATHAWAY CL B | | 2012-02-16 | 2014-12-16 |

Form 990PF Part IV - Capital Gains and Losses for Tax on Investment Income - Columns e - h

| (e) Gross sales price | (f) Depreciation allowed (or allowable) | (g) Cost or other basis plus expense of sale | (h) Gain or (loss) (e) plus (f) minus (g) |
|-----------------------|--|---|--|
| 213 | | 194 | 19 |
| 313 | | 119 | 194 |
| 287 | | 147 | 140 |
| 221 | | 192 | 29 |
| 269 | | 435 | -166 |
| 292 | | 353 | -61 |
| 1,955 | | 1,519 | 436 |
| 554 | | 416 | 138 |
| 253 | | 194 | 59 |
| 1,464 | | 785 | 679 |

Form 990PF Part IV - Capital Gains and Losses for Tax on Investment Income - Columns i - l

| Complete only for assets showing gain in column (h) and owned by the foundation on 12/31/69 | | | (l) Gains (Col (h) gain minus col (k), but not less than -0-) or Losses (from col (h)) |
|---|--------------------------------------|---|---|
| (i) F M V as of 12/31/69 | (j) Adjusted basis as of 12/31/69 | (k) Excess of col (i) over col (j), if any | |
| | | | 19 |
| | | | 194 |
| | | | 140 |
| | | | 29 |
| | | | -166 |
| | | | -61 |
| | | | 436 |
| | | | 138 |
| | | | 59 |
| | | | 679 |

Form 990PF Part IV - Capital Gains and Losses for Tax on Investment Income - Columns a - d

| (a) List and describe the kind(s) of property sold (e g , real estate, 2-story brick warehouse, or common stock, 200 shs MLC Co) | (b) How acquired P—Purchase D—Donation | (c) Date acquired (mo , day, yr) | (d) Date sold (mo , day, yr) |
|---|--|--------------------------------------|----------------------------------|
| 3 BRITISH AMERN TOB PLC SPONSORED ADR | | 2009-10-29 | 2014-12-16 |
| 9 BROADRIDGE FINL SOLUTIONS INC | | 2014-02-18 | 2014-12-16 |
| 19 CANADIAN NATURAL RESOURCES LTD ADR | | 2013-12-19 | 2014-12-16 |
| 133 CANADIAN NATURAL RESOURCES LTD ADR | | 2011-09-22 | 2014-12-16 |
| 6 CARBO CERAMICS INC | | 2014-10-02 | 2014-12-16 |
| 2 CENTENE CORP | | 2014-02-18 | 2014-12-16 |
| 12 CHICAGO BRIDGE & IRON CO N V ADR | | 2014-02-18 | 2014-12-16 |
| 5 CLEAN HARBORS INC | | 2014-09-19 | 2014-12-16 |
| 55 COGNIZANT TECHNOLOGY SOLUTIONS | | 2013-04-22 | 2014-12-16 |
| 23 COMPAGNIE FINANCIERE RICHEMONT A ADR | | 2014-06-27 | 2014-12-16 |

Form 990PF Part IV - Capital Gains and Losses for Tax on Investment Income - Columns e - h

| (e) Gross sales price | (f) Depreciation allowed (or allowable) | (g) Cost or other basis plus expense of sale | (h) Gain or (loss) (e) plus (f) minus (g) |
|-----------------------|--|---|--|
| 319 | | 194 | 125 |
| 395 | | 337 | 58 |
| 544 | | 621 | -77 |
| 3,811 | | 3,121 | 690 |
| 227 | | 335 | -108 |
| 203 | | 123 | 80 |
| 454 | | 960 | -506 |
| 240 | | 281 | -41 |
| 2,838 | | 1,839 | 999 |
| 202 | | 239 | -37 |

Form 990PF Part IV - Capital Gains and Losses for Tax on Investment Income - Columns i - l

| Complete only for assets showing gain in column (h) and owned by the foundation on 12/31/69 | | | (l) Gains (Col (h) gain minus col (k), but not less than -0-) or Losses (from col (h)) |
|---|--------------------------------------|---|---|
| (i) F M V as of 12/31/69 | (j) Adjusted basis as of 12/31/69 | (k) Excess of col (i) over col (j), if any | |
| | | | 125 |
| | | | 58 |
| | | | -77 |
| | | | 690 |
| | | | -108 |
| | | | 80 |
| | | | -506 |
| | | | -41 |
| | | | 999 |
| | | | -37 |

Form 990PF Part IV - Capital Gains and Losses for Tax on Investment Income - Columns a - d

| (a) List and describe the kind(s) of property sold (e g , real estate, 2-story brick warehouse, or common stock, 200 shs MLC Co) | (b) How acquired P—Purchase D—Donation | (c) Date acquired (mo , day, yr) | (d) Date sold (mo , day, yr) |
|---|--|--------------------------------------|----------------------------------|
| 3 COSTCO WHOLESALE CORP | | 2008-10-21 | 2014-12-16 |
| 2 DAIKIN INDS LTD ADR | | 2014-08-28 | 2014-12-16 |
| 3 ECOLAB INC | | 2014-10-10 | 2014-12-16 |
| 20 EXPRESS SCRIPTS HLDG CO | | 2011-09-12 | 2014-12-16 |
| 6 FLOWSERVE CORP | | 2014-02-18 | 2014-12-16 |
| 27 FRESENIUS SE & CO KGAA SPONSORED ADR | | 2014-01-10 | 2014-12-16 |
| 2 HANESBRANDS INC | | 2014-02-18 | 2014-12-16 |
| 5 IDEX CORP | | 2014-02-18 | 2014-12-16 |
| 18 INFORMA PLC -SP ADR | | 2011-02-02 | 2014-12-16 |
| 16 KDDI CORP ADR | | 2014-10-29 | 2014-12-16 |

Form 990PF Part IV - Capital Gains and Losses for Tax on Investment Income - Columns e - h

| (e) Gross sales price | (f) Depreciation allowed (or allowable) | (g) Cost or other basis plus expense of sale | (h) Gain or (loss) (e) plus (f) minus (g) |
|-----------------------|--|---|--|
| 414 | | 172 | 242 |
| 255 | | 279 | -24 |
| 307 | | 325 | -18 |
| 1,600 | | 870 | 730 |
| 331 | | 458 | -127 |
| 352 | | 360 | -8 |
| 216 | | 146 | 70 |
| 368 | | 365 | 3 |
| 262 | | 255 | 7 |
| 251 | | 253 | -2 |

Form 990PF Part IV - Capital Gains and Losses for Tax on Investment Income - Columns i - l

| Complete only for assets showing gain in column (h) and owned by the foundation on 12/31/69 | | | (l) Gains (Col (h) gain minus col (k), but not less than -0-) or Losses (from col (h)) |
|---|--------------------------------------|---|---|
| (i) F M V as of 12/31/69 | (j) Adjusted basis as of 12/31/69 | (k) Excess of col (i) over col (j), if any | |
| | | | 242 |
| | | | -24 |
| | | | -18 |
| | | | 730 |
| | | | -127 |
| | | | -8 |
| | | | 70 |
| | | | 3 |
| | | | 7 |
| | | | -2 |

Form 990PF Part IV - Capital Gains and Losses for Tax on Investment Income - Columns a - d

| (a) List and describe the kind(s) of property sold (e g , real estate, 2-story brick warehouse, or common stock, 200 shs MLC Co) | (b) How acquired P—Purchase D—Donation | (c) Date acquired (mo , day, yr) | (d) Date sold (mo , day, yr) |
|---|--|--------------------------------------|----------------------------------|
| 1 LABORATORY CORP OF AMER HLDGS | | 2013-06-13 | 2014-12-16 |
| 2 LAS VEGAS SANDS CORP | | 2014-01-23 | 2014-12-16 |
| 8 LIBERTY MEDIA HLDG CORP INTERACTIVE SER | | 2014-01-22 | 2014-12-16 |
| 97 LLOYDS TSB GROUP PLC SPON ADR | | 2014-05-02 | 2014-12-16 |
| 7 MEADWESTVACO CORP | | 2014-02-18 | 2014-12-16 |
| 22 MEDIOLANUM SPA ADR | | 2013-12-17 | 2014-12-16 |
| 4 MICROSOFT CORP | | 2013-04-12 | 2014-12-16 |
| 2 MOODY'S CORPORATION | | 2014-05-15 | 2014-12-16 |
| 14 MURPHY USA INC | | 2014-10-21 | 2014-12-16 |
| 36 NEWFIELD EXPLORATION CO | | 2014-10-21 | 2014-12-16 |

Form 990PF Part IV - Capital Gains and Losses for Tax on Investment Income - Columns e - h

| (e) Gross sales price | (f) Depreciation allowed (or allowable) | (g) Cost or other basis plus expense of sale | (h) Gain or (loss) (e) plus (f) minus (g) |
|-----------------------|--|---|--|
| 103 | | 100 | 3 |
| 107 | | 157 | -50 |
| 222 | | 192 | 30 |
| 462 | | 528 | -66 |
| 302 | | 254 | 48 |
| 268 | | 369 | -101 |
| 183 | | 115 | 68 |
| 187 | | 162 | 25 |
| 889 | | 770 | 119 |
| 862 | | 1,358 | -496 |

Form 990PF Part IV - Capital Gains and Losses for Tax on Investment Income - Columns i - l

| Complete only for assets showing gain in column (h) and owned by the foundation on 12/31/69 | | | (l) Gains (Col (h) gain minus col (k), but not less than -0-) or Losses (from col (h)) |
|---|--------------------------------------|---|---|
| (i) F M V as of 12/31/69 | (j) Adjusted basis as of 12/31/69 | (k) Excess of col (i) over col (j), if any | |
| | | | 3 |
| | | | -50 |
| | | | 30 |
| | | | -66 |
| | | | 48 |
| | | | -101 |
| | | | 68 |
| | | | 25 |
| | | | 119 |
| | | | -496 |

Form 990PF Part IV - Capital Gains and Losses for Tax on Investment Income - Columns a - d

| (a) List and describe the kind(s) of property sold (e g , real estate, 2-story brick warehouse, or common stock, 200 shs MLC Co) | (b) How acquired P—Purchase D—Donation | (c) Date acquired (mo , day, yr) | (d) Date sold (mo , day, yr) |
|---|--|--------------------------------------|----------------------------------|
| 5 NOVARTIS A G ADR | | 2010-11-01 | 2014-12-16 |
| 5 NOVO NORDISK A S ADR | | 2013-11-06 | 2014-12-16 |
| 6 OGE ENERGY CORP | | 2014-02-18 | 2014-12-16 |
| 6 ORACLE CORPORATION | | 2013-04-05 | 2014-12-16 |
| 13 PRUDENTIAL PLC ADR | | 2010-11-01 | 2014-12-16 |
| 15 QUALCOMM INC | | 2014-07-29 | 2014-12-16 |
| 5 QUEST DIAGNOSTICS INC | | 2014-11-03 | 2014-12-16 |
| 14 RED ELECTRICA CORPORACION SA ADR | | 2013-10-07 | 2014-12-16 |
| 9 REXAM PLC SPONSORED ADR | | 2013-06-28 | 2014-12-16 |
| 5 ROGERS COMMUNICATIONS INC CLASS B | | 2012-07-10 | 2014-12-16 |

Form 990PF Part IV - Capital Gains and Losses for Tax on Investment Income - Columns e - h

| (e) Gross sales price | (f) Depreciation allowed (or allowable) | (g) Cost or other basis plus expense of sale | (h) Gain or (loss) (e) plus (f) minus (g) |
|-----------------------|--|---|--|
| 459 | | 287 | 172 |
| 217 | | 171 | 46 |
| 201 | | 215 | -14 |
| 247 | | 192 | 55 |
| 595 | | 260 | 335 |
| 1,065 | | 1,134 | -69 |
| 316 | | 311 | 5 |
| 242 | | 170 | 72 |
| 314 | | 369 | -55 |
| 192 | | 185 | 7 |

Form 990PF Part IV - Capital Gains and Losses for Tax on Investment Income - Columns i - l

| Complete only for assets showing gain in column (h) and owned by the foundation on 12/31/69 | | | (l) Gains (Col (h) gain minus col (k), but not less than -0-) or Losses (from col (h)) |
|---|--------------------------------------|---|---|
| (i) F M V as of 12/31/69 | (j) Adjusted basis as of 12/31/69 | (k) Excess of col (i) over col (j), if any | |
| | | | 172 |
| | | | 46 |
| | | | -14 |
| | | | 55 |
| | | | 335 |
| | | | -69 |
| | | | 5 |
| | | | 72 |
| | | | -55 |
| | | | 7 |

Form 990PF Part IV - Capital Gains and Losses for Tax on Investment Income - Columns a - d

| (a) List and describe the kind(s) of property sold (e g , real estate, 2-story brick warehouse, or common stock, 200 shs MLC Co) | (b) How acquired P—Purchase D—Donation | (c) Date acquired (mo , day, yr) | (d) Date sold (mo , day, yr) |
|---|--|--------------------------------------|----------------------------------|
| 6 ROLLS-ROYCE PLC ADR | | 2014-03-27 | 2014-12-16 |
| 5 ROYAL DUTCH SHELL PLC-ADR A | | 2014-07-17 | 2014-12-16 |
| 3 RYANAIR HLDGS PLC SPON ADR | | 2011-08-31 | 2014-12-16 |
| 8 SAMPO OYJ ADR | | 2010-08-19 | 2014-12-16 |
| 8 SCHWAB CHARLES CORP NEW | | 2014-10-22 | 2014-12-16 |
| 1 SHIRE PHARMACEUTICALS GR ADR | | 2014-10-29 | 2014-12-16 |
| 10 STERICYCLE INC | | 2010-04-14 | 2014-12-16 |
| 24 SUMITOMO MITSUI FIN-UNSP ADR SPONSORED A | | 2012-12-19 | 2014-12-16 |
| 7 SWATCH GROUP AG ADR | | 2012-11-12 | 2014-12-16 |
| 8 SWEDBANK A B ADR | | 2014-10-29 | 2014-12-16 |

Form 990PF Part IV - Capital Gains and Losses for Tax on Investment Income - Columns e - h

| (e) Gross sales price | (f) Depreciation allowed (or allowable) | (g) Cost or other basis plus expense of sale | (h) Gain or (loss) (e) plus (f) minus (g) |
|-----------------------|--|---|--|
| 390 | | 541 | -151 |
| 318 | | 414 | -96 |
| 202 | | 79 | 123 |
| 188 | | 100 | 88 |
| 227 | | 207 | 20 |
| 209 | | 195 | 14 |
| 1,283 | | 553 | 730 |
| 167 | | 171 | -4 |
| 160 | | 157 | 3 |
| 197 | | 211 | -14 |

Form 990PF Part IV - Capital Gains and Losses for Tax on Investment Income - Columns i - l

| Complete only for assets showing gain in column (h) and owned by the foundation on 12/31/69 | | | (l) Gains (Col (h) gain minus col (k), but not less than -0-) or Losses (from col (h)) |
|---|--------------------------------------|---|---|
| (i) F M V as of 12/31/69 | (j) Adjusted basis as of 12/31/69 | (k) Excess of col (i) over col (j), if any | |
| | | | -151 |
| | | | -96 |
| | | | 123 |
| | | | 88 |
| | | | 20 |
| | | | 14 |
| | | | 730 |
| | | | -4 |
| | | | 3 |
| | | | -14 |

Form 990PF Part IV - Capital Gains and Losses for Tax on Investment Income - Columns a - d

| (a) List and describe the kind(s) of property sold (e g , real estate, 2-story brick warehouse, or common stock, 200 shs MLC Co) | (b) How acquired P—Purchase D—Donation | (c) Date acquired (mo , day, yr) | (d) Date sold (mo , day, yr) |
|---|--|--------------------------------------|----------------------------------|
| 3 SYSCO | | 2014-10-22 | 2014-12-16 |
| 5 TEVA PHARMACEUTICAL INDUSTRIES LTD (ISRAEL) ADR | | 2014-07-17 | 2014-12-16 |
| 3 TEXAS INSTRS INC | | 2013-04-12 | 2014-12-16 |
| 4 THOR IND INC | | 2014-02-18 | 2014-12-16 |
| 15 TIDEWATER INC | | 2014-07-21 | 2014-12-16 |
| 7 TIMKEN CO | | 2014-07-02 | 2014-12-16 |
| 17 TRINITY INDS INC | | 2014-10-21 | 2014-12-16 |
| 11 ULTRA PETROLEUM CORP | | 2014-07-10 | 2014-12-16 |
| 5 UNILEVER PLC ADR | | 2004-08-11 | 2014-12-16 |
| 3 VALEANT PHARMACEUTICALS INTL INC | | 2014-03-14 | 2014-12-16 |

Form 990PF Part IV - Capital Gains and Losses for Tax on Investment Income - Columns e - h

| (e) Gross sales price | (f) Depreciation allowed (or allowable) | (g) Cost or other basis plus expense of sale | (h) Gain or (loss) (e) plus (f) minus (g) |
|-----------------------|--|---|--|
| 120 | | 113 | 7 |
| 276 | | 271 | 5 |
| 160 | | 107 | 53 |
| 213 | | 216 | -3 |
| 443 | | 733 | -290 |
| 285 | | 348 | -63 |
| 459 | | 582 | -123 |
| 158 | | 298 | -140 |
| 200 | | 95 | 105 |
| 411 | | 418 | -7 |

Form 990PF Part IV - Capital Gains and Losses for Tax on Investment Income - Columns i - l

| Complete only for assets showing gain in column (h) and owned by the foundation on 12/31/69 | | | (l) Gains (Col (h) gain minus col (k), but not less than -0-) or Losses (from col (h)) |
|---|--------------------------------------|---|---|
| (i) F M V as of 12/31/69 | (j) Adjusted basis as of 12/31/69 | (k) Excess of col (i) over col (j), if any | |
| | | | 7 |
| | | | 5 |
| | | | 53 |
| | | | -3 |
| | | | -290 |
| | | | -63 |
| | | | -123 |
| | | | -140 |
| | | | 105 |
| | | | -7 |

Form 990PF Part IV - Capital Gains and Losses for Tax on Investment Income - Columns a - d

| (a) List and describe the kind(s) of property sold (e g , real estate, 2-story brick warehouse, or common stock, 200 shs MLC Co) | (b) How acquired P—Purchase D—Donation | (c) Date acquired (mo , day, yr) | (d) Date sold (mo , day, yr) |
|---|--|--------------------------------------|----------------------------------|
| 5 VALEO ADR | | 2013-04-09 | 2014-12-16 |
| 20 VARIAN MEDICAL SYSTEMS INC | | 2012-04-27 | 2014-12-16 |
| 10 VISA INC CL A | | 2009-07-17 | 2014-12-16 |
| 26 WELLS FARGO & CO NEW | | 2010-09-29 | 2014-12-16 |
| 22 WESTERN UN CO | | 2014-02-18 | 2014-12-16 |
| 48 WOLSELEY PLC JERSEY SPONSORED ADR | | 2012-06-21 | 2014-12-16 |
| 6 WOLTERS KLUWER N V ADR | | 2014-10-31 | 2014-12-16 |
| 5 PENTAIR PLC | | 2014-02-18 | 2014-12-16 |
| 2 NXP SEMICONDUCTORS NV | | 2014-09-18 | 2014-12-16 |
| 102 JAPAN TOB INC ADR | | 2014-10-29 | 2014-12-17 |

Form 990PF Part IV - Capital Gains and Losses for Tax on Investment Income - Columns e - h

| (e) Gross sales price | (f) Depreciation allowed (or allowable) | (g) Cost or other basis plus expense of sale | (h) Gain or (loss) (e) plus (f) minus (g) |
|-----------------------|--|---|--|
| 298 | | 134 | 164 |
| 1,715 | | 1,273 | 442 |
| 2,558 | | 647 | 1,911 |
| 1,385 | | 726 | 659 |
| 374 | | 359 | 15 |
| 271 | | 192 | 79 |
| 178 | | 160 | 18 |
| 305 | | 394 | -89 |
| 147 | | 145 | 2 |
| 1,360 | | 1,724 | -364 |

Form 990PF Part IV - Capital Gains and Losses for Tax on Investment Income - Columns i - l

| Complete only for assets showing gain in column (h) and owned by the foundation on 12/31/69 | | | (l) Gains (Col (h) gain minus col (k), but not less than -0-) or Losses (from col (h)) |
|---|--------------------------------------|---|---|
| (i) F M V as of 12/31/69 | (j) Adjusted basis as of 12/31/69 | (k) Excess of col (i) over col (j), if any | |
| | | | 164 |
| | | | 442 |
| | | | 1,911 |
| | | | 659 |
| | | | 15 |
| | | | 79 |
| | | | 18 |
| | | | -89 |
| | | | 2 |
| | | | -364 |

Form 990PF Part IV - Capital Gains and Losses for Tax on Investment Income - Columns a - d

| | | | |
|---|--|--------------------------------------|----------------------------------|
| (a) List and describe the kind(s) of property sold (e g , real estate, 2-story brick warehouse, or common stock, 200 shs MLC Co) | (b) How acquired P—Purchase D—Donation | (c) Date acquired (mo , day, yr) | (d) Date sold (mo , day, yr) |
| CAPITAL GAIN DIVIDENDS | P | | |

Form 990PF Part IV - Capital Gains and Losses for Tax on Investment Income - Columns e - h

| | | | |
|-----------------------|--|---|--|
| (e) Gross sales price | (f) Depreciation allowed (or allowable) | (g) Cost or other basis plus expense of sale | (h) Gain or (loss) (e) plus (f) minus (g) |
| | | | 630 |


Form 990PF Part IV - Capital Gains and Losses for Tax on Investment Income - Columns i - l

| | | | |
|---|--------------------------------------|---|---|
| Complete only for assets showing gain in column (h) and owned by the foundation on 12/31/69 | | | (l) Gains (Col (h) gain minus col (k), but not less than -0-) or Losses (from col (h)) |
| (i) F M V as of 12/31/69 | (j) Adjusted basis as of 12/31/69 | (k) Excess of col (i) over col (j), if any | |
| | | | |

Form 990PF Part VIII Line 1 - List all officers, directors, trustees, foundation managers and their compensation

| (a) Name and address | (b) Title, and average hours per week devoted to position | (c) Compensation (If not paid, enter -0-) | (d) Contributions to employee benefit plans and deferred compensation | (e) Expense account, other allowances |
|--|--|--|--|--|
| COMERICA BANK TRUST NA | TRUSTEE 1 | 7,605 | | |
| PO BOX 75000 M/C 3302 DETROIT,MI 482753302 | | | | |
| THOMAS A BETTS | DIRECTOR 1 | 3,000 | | |
| 412 SHADY CIRCLE DRIVE ROCKY MOUNT,NC 27803 | | | | |
| ALLEN IVES | DIRECTOR 1 | 3,000 | | |
| 411 SHADY CIRCLE DRIVE ROCKY MOUNT,NC 27803 | | | | |
| WILLIAM R JOHNSON JR | DIRECTOR 1 | 3,000 | | |
| 3332 WHITEOAK ROAD RALEIGH,NC 27609 | | | | |
| LOU U BLACKMAN | DIRECTOR 1 | 3,000 | | |
| 19A GLENMORE DRIVE DURHAM,NC 27707 | | | | |

Form 990PF Part XV Line 3 - Grants and Contributions Paid During the Year or Approved for Future Payment

| Recipient | If recipient is an individual, show any relationship to any foundation manager or substantial contributor | Foundation status of recipient | Purpose of grant or contribution | Amount |
|--|---|--------------------------------|----------------------------------|--------|
| Name and address (home or business) | | | | |
| a <i>Paid during the year</i> | | | | |
| EAST RADIO READING SERVICE INC 553 TARRYTOWN CENTER ROCKY MOUNT,NC 27804 | NONE | EXEMPT | SUPPORT | 2,500 |
| HARRISON FAMILY YMCA 1000 INDEPENDENCE DR ROCKY MOUNT,NC 27804 | NONE | EXEMPT | SUPPORT | 10,000 |
| CHRISTIAN FELLOWSHIP PO BOX 456 LEWISVILLE,NC 27023 | NONE | EXEMPT | SUPPORT | 15,000 |
| ALDERT ROOT ELEMENTARY SCHOOL 3202 NORTHAMPTON STREET RALIEGH,NC 27609 | NONE | EXEMPT | SUPPORT | 2,000 |
| NORTH CAROLINA WESLEYAN COLLEGE 3400 N WESLEYAN BLVD ROCKY MOUNT,NC 27804 | NONE | EXEMPT | SUPPORT | 7,500 |
| CROSSWORKS INC PO BOX 6795 ROCKY MOUNT,NC 27802 | NONE | EXEMPT | SUPPORT | 2,500 |
| NASH COMMUNITY COLLEGE FOUNDATION PO BOX 7488 ROCKY MOUNT,NC 27804 | NONE | EXEMPT | SCHOLARSHIPS | 25,000 |
| Total  3a | | | | 64,500 |

**TY 2014 Investments Corporate
Bonds Schedule****Name:** ALLAN C & MARGARET L MIMS CHARITABLE TR**EIN:** 56-6207750

| Name of Bond | End of Year Book Value | End of Year Fair Market Value |
|----------------------------|-----------------------------------|--|
| CORPORATE BONDS | | |
| DODGE & COX INCOME FD | 59,977 | 62,376 |
| VANGUARD SHT TRM BD IDX | 63,707 | 62,749 |
| VG INFLAT PROTECTED SEC FD | 66,300 | 62,063 |

TY 2014 Investments Corporate
Stock Schedule

Name: ALLAN C & MARGARET L MIMS CHARITABLE TR
EIN: 56-6207750

| Name of Stock | End of Year Book Value | End of Year Fair Market Value |
|--------------------------------|------------------------|-------------------------------|
| CORPORATE STOCK | | |
| ADT CORP | 7,019 | 8,260 |
| AMAZON COM INC | 11,573 | 11,173 |
| BAYERISCHE MOTOREN WERKE A G | 2,212 | 2,933 |
| CARMAX INC | 4,153 | 5,659 |
| COACH INC | 14,872 | 12,395 |
| COMPAGNIE FINANCIERE RICHEMONT | 4,260 | 4,048 |
| COSTCO WHOLESALE CORP | 3,228 | 7,088 |
| HANESBRANDS INC | 6,562 | 10,046 |
| LKQ CORP | 9,611 | 9,223 |
| LAS VEGAS SANDS CORP | 8,278 | 6,747 |
| POLARIS INDUSTRIS INC | 4,621 | 5,293 |
| ROLLS-ROYCE GRP PLC SPONSORED | 6,080 | 4,612 |
| RYOHIN KEIKAKU CO LTD | 2,333 | 2,549 |
| SANDS CHINA LTD SPONSORED | 3,249 | 3,444 |
| SEVEN & I HLDGS CO | 5,845 | 6,471 |
| SWATCH GROUP AG | 2,462 | 2,459 |
| THOR IND | 5,934 | 6,481 |
| VALEO | 2,213 | 5,077 |
| WOLTERS KLUWER N V | 3,215 | 3,528 |
| ANHEUSER BUSCH INBEV | 5,965 | 12,243 |
| ASSOCIATED BRIT FOODS | 1,816 | 3,638 |
| BRITISH AMERN TOB PLC | 5,106 | 7,979 |
| CARLSBERG AS | 3,387 | 2,443 |
| DIAGEO PLC SPNSRD | 2,629 | 4,906 |
| ECOLAB | 3,710 | 3,972 |
| JAPAN TOB INC | 4,122 | 3,378 |
| LOEWS CORP | 2,929 | 3,614 |
| MEAD JOHNSON NUTRITION | 6,590 | 8,043 |
| SYSCO | 3,134 | 3,453 |

| Name of Stock | End of Year Book Value | End of Year Fair Market Value |
|-------------------------------|------------------------|-------------------------------|
| UNILEVER PLC-SPONSORED | 1,653 | 3,522 |
| BG GROUP PLC SPON | 3,728 | 2,698 |
| CARBO CERAMICS | 3,293 | 2,363 |
| EOG RESOURCES INC | 3,060 | 7,918 |
| HALLIBURTON CO | 2,322 | 2,360 |
| MURPHY USA INC | 5,043 | 6,886 |
| NEWFIELD EXPLORATION CO | 7,639 | 7,892 |
| ROYAL DUTCH SHELL PLC ADR A | 6,152 | 6,360 |
| ULTRA PETROLEUM CORP | 4,172 | 2,132 |
| AMERICAN EXPRESS CO | 4,015 | 14,514 |
| BNP PARIBAS ADR | 5,972 | 7,183 |
| BANK NEW YORK MELLON CORP | 8,766 | 14,118 |
| BERKSHIRE HATHAWAY CL B | 18,487 | 31,832 |
| BROADRIDGE FINL SOLUTIONS INC | 7,017 | 8,682 |
| JPMORGAN CHASE & CO | 5,184 | 6,258 |
| LLOYDS TSB GROUP PLC SPON | 4,593 | 6,607 |
| M & T BANK CORP | 12,456 | 13,567 |
| MEDIOLANUM SPA | 3,981 | 3,303 |
| MOODY'S CORP | 1,619 | 1,916 |
| PRUDENTIAL PLC | 4,451 | 10,204 |
| SAMPO OYJ ADR | 2,704 | 5,238 |
| SCHWAB CHARLES CORP | 3,136 | 3,955 |
| SUMITOMO MITSUI FIN-UNSP | 6,582 | 7,309 |
| SUMITOMO MITSUI TR HLDGS | 3,007 | 2,268 |
| SWEDBANK A B | 5,873 | 6,743 |
| VERISK ANALYTICS INC CL A | 4,495 | 8,647 |
| VISA INC CL A | 6,739 | 12,323 |
| WELLS FARGO & CO | 4,538 | 14,308 |
| WESTERN UN | 8,976 | 9,868 |
| ACTELION LTD | 2,254 | 2,176 |

| Name of Stock | End of Year Book Value | End of Year Fair Market Value |
|-------------------------------|------------------------|-------------------------------|
| CENTENE CORP | 5,396 | 9,139 |
| EXPRESS SCRIPTS HLDG CO | 12,883 | 26,163 |
| FRESENIUS SE & CO KGAA | 4,626 | 4,674 |
| LABORATORY CORP OF AMER HLDGS | 4,429 | 5,071 |
| NOVARTIS A G ADR | 7,902 | 14,084 |
| NOVO NORDISK A S | 4,635 | 5,840 |
| QUEST DIAGNOSTICS INC | 2,930 | 3,219 |
| SHIRE PLC | 4,206 | 4,888 |
| TEVA PHARMACEUTICAL INDS LTD | 8,197 | 9,029 |
| UNITEDHEALTH GROUP INC | 5,886 | 9,199 |
| VARIAN MEDICAL SYSTEMS INC | 3,739 | 8,651 |
| AGCO CORP | 9,811 | 8,724 |
| AIRBUS GROUP ADR | 4,322 | 3,265 |
| ASHTEAD GROUP PLC | 3,875 | 4,311 |
| ASSA ABLOY AB | 2,232 | 6,359 |
| ATLANTIA SPA | 2,700 | 3,941 |
| CLEAN HARBORS INC | 11,187 | 10,283 |
| CUMMINS INC | 4,606 | 7,353 |
| DAIKIN INDS LTD | 4,990 | 6,644 |
| DAIWA HOUSE IND LTD | 6,891 | 6,579 |
| DARLING INTL INC | 9,825 | 8,971 |
| FLOWSERVE CORP | 9,868 | 7,957 |
| IDEX CORP | 7,443 | 7,940 |
| KEYSIGHT TECHNOLOGIES INC W/I | 264 | 1,540 |
| KOMATSU LTD | 4,612 | 3,604 |
| MAKITA CORP | 5,460 | 4,616 |
| NATIONAL OILWELL VARCO INC | 9,032 | 10,485 |
| PACCAR INC | 3,058 | 3,877 |
| RYANAIR HLDGS PLC SPON | 2,045 | 5,702 |
| STERICYCLE INC | 7,095 | 11,797 |

| Name of Stock | End of Year Book Value | End of Year Fair Market Value |
|--------------------------------|------------------------|-------------------------------|
| TIDEWATER INC | 9,333 | 6,547 |
| TIMKEN CO | 6,910 | 6,871 |
| TRINITY INDS INC | 7,211 | 6,582 |
| WOLSELEY PLC JERSEY SPONSORED | 2,525 | 4,477 |
| AGILENT TECHNOLOGIES INC | 685 | 1,310 |
| APPLE INC | 2,216 | 15,784 |
| COGNIZANT TECHNOLOGY SOLUTIONS | 7,008 | 15,535 |
| EMC CORP | 3,767 | 7,881 |
| GOOGLE INC CL A | 6,127 | 12,205 |
| GOOGLE INC CL C | 6,111 | 12,107 |
| INFORMA PLC SP | 3,995 | 4,478 |
| KDDI CORP ADR | 6,921 | 7,612 |
| LIBERTY MEDIA HLDG INTERACTIVE | 1,198 | 1,471 |
| LIBERTY MEDIA HLDG | 358 | 453 |
| MICROSOFT CORP | 1,837 | 3,298 |
| ORACLE CORPROATION | 1,672 | 2,518 |
| PRICELINE.COM | 8,179 | 11,402 |
| QUALCOMM INC | 12,873 | 19,326 |
| ROYAL KPN NV | 3,142 | 3,021 |
| TEXAS INSTRS INC | 2,988 | 7,699 |
| YAHOO JAPAN CORP | 7 | 7 |
| ANGLO AMERICAN PLC | 2,218 | 1,844 |
| BAYER AG | 4,849 | 9,572 |
| BHP BILLITON LTD SPON | 5,333 | 4,022 |
| MEADWESTVACO CORP | 7,149 | 8,745 |
| PRAXAIR INC | 6,054 | 5,960 |
| REXAM PLC SPONSORED | 4,954 | 4,812 |
| SOFTBANK CORP | 8,711 | 7,096 |
| OGE ENERGY CORP | 4,610 | 4,577 |
| RED ELECTRICA CORP SA | 2,023 | 3,189 |

| Name of Stock | End of Year Book Value | End of Year Fair Market Value |
|------------------------------|------------------------|-------------------------------|
| BROOKFIELD ASSET MGMT CL A | 2,535 | 3,409 |
| CHICAGO BRDG & IRON -NY SHS | 11,881 | 6,633 |
| ENCANA CORP | 5,330 | 4,064 |
| ROGERS COMMUNIC INC CL B | 3,866 | 4,508 |
| SCHLUMBERGER LTD | 9,833 | 11,957 |
| VALEANT PHARMACEUTICALS INTL | 3,613 | 3,864 |
| LIBERTY GLOBAL PLC SERIES C | 8,671 | 10,000 |
| PENTAIR PLC | 7,078 | 6,111 |
| SIGNET JEWELERS LTD | 1,912 | 3,947 |
| PERRIGO CO PLC | 7,762 | 8,525 |
| ACE LTD | 2,627 | 3,102 |
| CORE LABORATORIES N V | 10,343 | 9,627 |
| NXP SEMICONDUCTORS NV | 3,055 | 3,209 |
| DRIEHAUS SELECT CREDIT FUND | 63,200 | 55,694 |

TY 2014 Other Decreases Schedule

Name: ALLAN C & MARGARET L MIMS CHARITABLE TR

EIN: 56-6207750

| Description | Amount |
|--------------------------|--------|
| INCOME TIMING DIFFERENCE | 3 |

TY 2014 Taxes Schedule**Name:** ALLAN C & MARGARET L MIMS CHARITABLE TR**EIN:** 56-6207750

| Category | Amount | Net Investment Income | Adjusted Net Income | Disbursements for Charitable Purposes |
|-------------------------|--------|--------------------------|------------------------|---|
| 2013 FEDERAL EXCISE TAX | 2,395 | 0 | | 0 |
| FOREIGN TAXES | 1,040 | 1,040 | | 0 |