










See a Social Security Number? Say Something!  
Report Privacy Problems to <https://public.resource.org/privacy>  
Or call the IRS Identity Theft Hotline at 1-800-908-4490



For calendar year 2014, or tax year beginning 01-01-2014 , and ending 12-31-2014

Name of foundation EL-HIBRI FOUNDATION		<b>A Employer identification number</b>  52-2306995	
Number and street (or P O box number if mail is not delivered to street address) 1420 16TH STREET NW		<b>B Telephone number</b> (see instructions)  (202) 387-9500	
City or town, state or province, country, and ZIP or foreign postal code WASHINGTON, DC 20036		<b>C</b> If exemption application is pending, check here <input type="checkbox"/>	
<b>G</b> Check all that apply <input type="checkbox"/> Initial return <input type="checkbox"/> Initial return of a former public charity <input type="checkbox"/> Final return <input type="checkbox"/> Amended return <input type="checkbox"/> Address change <input type="checkbox"/> Name change		<b>D 1.</b> Foreign organizations, check here <input type="checkbox"/> <b>2.</b> Foreign organizations meeting the 85% test, check here and attach computation <input type="checkbox"/>	
<b>H</b> Check type of organization <input checked="" type="checkbox"/> Section 501(c)(3) exempt private foundation <input type="checkbox"/> Section 4947(a)(1) nonexempt charitable trust <input type="checkbox"/> Other taxable private foundation		<b>E</b> If private foundation status was terminated under section 507(b)(1)(A), check here <input type="checkbox"/>	
<b>I</b> Fair market value of all assets at end of year (from Part II, col. (c), line 16) <b>\$</b> 45,095,258		<b>F</b> If the foundation is in a 60-month termination under section 507(b)(1)(B), check here <input type="checkbox"/>	
<b>J</b> Accounting method <input checked="" type="checkbox"/> Cash <input type="checkbox"/> Accrual <input type="checkbox"/> Other (specify) _____ (Part I, column (d) must be on cash basis.)			

Part I Analysis of Revenue and Expenses (The total of amounts in columns (b), (c), and (d) may not necessarily equal the amounts in column (a) (see instructions) )		(a) Revenue and expenses per books	(b) Net investment income	(c) Adjusted net income	(d) Disbursements for charitable purposes (cash basis only)
Revenue	1 Contributions, gifts, grants, etc , received (attach schedule) . . . . .	27,462			
	2 Check <input type="checkbox"/> if the foundation is <b>not</b> required to attach Sch B . . . . .				
	3 Interest on savings and temporary cash investments	78,930	78,930	78,930	
	4 Dividends and interest from securities. . . . .	378,532	378,532	378,532	
	5a Gross rents . . . . .				
	b Net rental income or (loss) _____				
	6a Net gain or (loss) from sale of assets not on line 10	328,415			
	b Gross sales price for all assets on line 6a 32,747,931				
	7 Capital gain net income (from Part IV, line 2) . . .		330,987		
	8 Net short-term capital gain . . . . .			261,697	
	9 Income modifications . . . . .				
	10a Gross sales less returns and allowances				
	b Less Cost of goods sold . . . . .				
	c Gross profit or (loss) (attach schedule) . . . . .				
	11 Other income (attach schedule) . . . . .	31,642			
	12 <b>Total.</b> Add lines 1 through 11 . . . . .	844,981	788,449	719,159	
Operating and Administrative Expenses	13 Compensation of officers, directors, trustees, etc	526,307	7,200		518,977
	14 Other employee salaries and wages . . . . .	223,621			223,621
	15 Pension plans, employee benefits . . . . .	15,789			15,789
	16a Legal fees (attach schedule) . . . . .	1,106			1,106
	b Accounting fees (attach schedule) . . . . .	13,842	1,384		12,458
	c Other professional fees (attach schedule) . . . . .	4,264			4,264
	17 Interest . . . . .				
	18 Taxes (attach schedule) (see instructions) . . . . .	199,987	130		111,857
	19 Depreciation (attach schedule) and depletion . . . . .	131,545			
	20 Occupancy . . . . .	208,540			208,540
	21 Travel, conferences, and meetings . . . . .	102,294			102,294
	22 Printing and publications . . . . .				
	23 Other expenses (attach schedule) . . . . .	175,811	114,100		61,711
	24 <b>Total operating and administrative expenses.</b> Add lines 13 through 23 . . . . .	1,603,106	122,814		1,260,617
	25 Contributions, gifts, grants paid . . . . .	465,000			465,000
	26 <b>Total expenses and disbursements.</b> Add lines 24 and 25	2,068,106	122,814		1,725,617
	27 Subtract line 26 from line 12				
	a <b>Excess of revenue over expenses and disbursements</b>	-1,223,125			
	b <b>Net investment income</b> (if negative, enter -0-)		665,635		
c <b>Adjusted net income</b> (if negative, enter -0-)				719,159	

Part II Balance Sheets		Attached schedules and amounts in the description column should be for end-of-year amounts only (See instructions )	Beginning of year	End of year	
			(a) Book Value	(b) Book Value	(c) Fair Market Value
Assets	1	Cash—non-interest-bearing . . . . .	80,593	29,685	29,685
	2	Savings and temporary cash investments . . . . .	4,848,496	600,736	600,736
	3	Accounts receivable ▶ _____ Less allowance for doubtful accounts ▶ _____			
	4	Pledges receivable ▶ _____ Less allowance for doubtful accounts ▶ _____			
	5	Grants receivable . . . . .			
	6	Receivables due from officers, directors, trustees, and other disqualified persons (attach schedule) (see instructions) . . . . .			
	7	Other notes and loans receivable (attach schedule) ▶ _____ Less allowance for doubtful accounts ▶ _____			
	8	Inventories for sale or use . . . . .			
	9	Prepaid expenses and deferred charges . . . . .			
	10a	Investments—U S and state government obligations (attach schedule)			
	b	Investments—corporate stock (attach schedule) . . . . .	12,449,240	 15,990,090	28,946,437
	c	Investments—corporate bonds (attach schedule). . . . .	301,749	 8,585,596	8,693,612
	11	Investments—land, buildings, and equipment basis ▶ _____ Less accumulated depreciation (attach schedule) ▶ _____			
	12	Investments—mortgage loans . . . . .			
	13	Investments—other (attach schedule) . . . . .	10,115,827	 1,318,085	1,278,559
	14	Land, buildings, and equipment basis ▶ _____ 5,267,383 Less accumulated depreciation (attach schedule) ▶ _____ 1,095,242	4,145,759	 4,172,141	5,545,504
15	Other assets (describe ▶ _____)	 32,676	 54,882	 725	
16	Total assets (to be completed by all filers—see the instructions Also, see page 1, item I)	31,974,340	30,751,215	45,095,258	
Liabilities	17	Accounts payable and accrued expenses . . . . .			
	18	Grants payable . . . . .			
	19	Deferred revenue . . . . .			
	20	Loans from officers, directors, trustees, and other disqualified persons			
	21	Mortgages and other notes payable (attach schedule) . . . . .			
	22	Other liabilities (describe ▶ _____)			
	23	Total liabilities (add lines 17 through 22) . . . . .		0	
Net Assets or Fund Balances	Foundations that follow SFAS 117, check here ▶ <input type="checkbox"/> and complete lines 24 through 26 and lines 30 and 31.				
	24	Unrestricted . . . . .			
	25	Temporarily restricted . . . . .			
	26	Permanently restricted . . . . .			
	Foundations that do not follow SFAS 117, check here ▶ <input checked="" type="checkbox"/> and complete lines 27 through 31.				
	27	Capital stock, trust principal, or current funds . . . . .			
	28	Paid-in or capital surplus, or land, bldg , and equipment fund			
	29	Retained earnings, accumulated income, endowment, or other funds	31,974,340	30,751,215	
	30	Total net assets or fund balances (see instructions) . . . . .	31,974,340	30,751,215	
	31	Total liabilities and net assets/fund balances (see instructions) . . . . .	31,974,340	30,751,215	

Part III Analysis of Changes in Net Assets or Fund Balances		
1	Total net assets or fund balances at beginning of year—Part II, column (a), line 30 (must agree with end-of-year figure reported on prior year’s return) . . . . .	1 31,974,340
2	Enter amount from Part I, line 27a . . . . .	2 -1,223,125
3	Other increases not included in line 2 (itemize) ▶ _____	3
4	Add lines 1, 2, and 3 . . . . .	4 30,751,215
5	Decreases not included in line 2 (itemize) ▶ _____	5
6	Total net assets or fund balances at end of year (line 4 minus line 5)—Part II, column (b), line 30 . . . . .	6 30,751,215

Part IV

Capital Gains and Losses for Tax on Investment Income

(a) List and describe the kind(s) of property sold (e g , real estate, 2-story brick warehouse, or common stock, 200 shs MLC Co )		(b) How acquired P—Purchase D—Donation	(c) Date acquired (mo , day, yr )	(d) Date sold (mo , day, yr )
1a				
(e) Gross sales price	(f) Depreciation allowed (or allowable)	(g) Cost or other basis plus expense of sale	(h) Gain or (loss) (e) plus (f) minus (g)	
a				
b				
c				
d				
e				
Complete only for assets showing gain in column (h) and owned by the foundation on 12/31/69			(i) Gains (Col (h) gain minus col (k), but not less than -0-) or Losses (from col (h))	
(i) F M V as of 12/31/69	(j) Adjusted basis as of 12/31/69	(k) Excess of col (i) over col (j), if any		
a				
b				
c				
d				
e				
2	Capital gain net income or (net capital loss) { If gain, also enter in Part I, line 7 If (loss), enter -0- in Part I, line 7 }		2	330,987
3	Net short-term capital gain or (loss) as defined in sections 1222(5) and (6)  If gain, also enter in Part I, line 8, column (c) (see instructions) If (loss), enter -0- in Part I, line 8 . . . . . }		3	261,697

Part V

Qualification Under Section 4940(e) for Reduced Tax on Net Investment Income

(For optional use by domestic private foundations subject to the section 4940(a) tax on net investment income )

If section 4940(d)(2) applies, leave this part blank

Was the foundation liable for the section 4942 tax on the distributable amount of any year in the base period? ☐ Yes ☒ No

If "Yes," the foundation does not qualify under section 4940(e) Do not complete this part

1 Enter the appropriate amount in each column for each year, see instructions before making any entries

(a) Base period years Calendar year (or tax year beginning in)	(b) Adjusted qualifying distributions	(c) Net value of noncharitable-use assets	(d) Distribution ratio (col (b) divided by col (c))	
2013	1,431,438	39,213,436	0 03650	
2012	1,468,556	31,796,697	0 04619	
2011	2,181,805	34,839,560	0 06262	
2010	2,221,895	31,813,764	0 06984	
2009	3,769,885	31,228,828	0 12072	
2	Total of line 1, column (d). . . . .		2	0 33587
3	Average distribution ratio for the 5-year base period—divide the total on line 2 by 5, or by the number of years the foundation has been in existence if less than 5 years . . . .		3	0 06718
4	Enter the net value of noncharitable-use assets for 2014 from Part X, line 5. . . . .		4	39,668,750
5	Multiply line 4 by line 3. . . . .		5	2,664,748
6	Enter 1% of net investment income (1% of Part I, line 27b). . . . .		6	6,656
7	Add lines 5 and 6. . . . .		7	2,671,404
8	Enter qualifying distributions from Part XII, line 4. . . . .		8	1,867,532
If line 8 is equal to or greater than line 7, check the box in Part VI, line 1b, and complete that part using a 1% tax rate See the Part VI instructions				

Part VI

Excise Tax Based on Investment Income (Section 4940(a), 4940(b), 4940(e), or 4948—see page 18 of the instructions)

1a		Exempt operating foundations described in section 4940(d)(2), check here <input type="checkbox"/> and enter "N/A" on line 1			
b		Domestic foundations that meet the section 4940(e) requirements in Part V, check here <input type="checkbox"/> and enter 1% of Part I, line 27b . . . . .		113,313	
c		All other domestic foundations enter 2% of line 27b. Exempt foreign organizations enter 4% of Part I, line 12, col. (b)			
2		Tax under section 511 (domestic section 4947(a)(1) trusts and taxable foundations only. Others enter -0-)		2	
3		Add lines 1 and 2. . . . .		313,313	
4		Subtitle A (income) tax (domestic section 4947(a)(1) trusts and taxable foundations only. Others enter -0-)		4	
5		Tax based on investment income. Subtract line 4 from line 3. If zero or less, enter -0- . . . . .		513,313	
6		Credits/Payments			
a		2014 estimated tax payments and 2013 overpayment credited to 2014		6a	60,934
b		Exempt foreign organizations—tax withheld at source . . . . .		6b	
c		Tax paid with application for extension of time to file (Form 8868) . . . . .		6c	
d		Backup withholding erroneously withheld . . . . .		6d	
7		Total credits and payments. Add lines 6a through 6d. . . . .		7	60,934
8		Enter any penalty for underpayment of estimated tax. Check here <input checked="" type="checkbox"/> if Form 2220 is attached		8	
9		Tax due. If the total of lines 5 and 8 is more than line 7, enter amount owed . . . . .		9	
10		Overpayment. If line 7 is more than the total of lines 5 and 8, enter the amount overpaid. . . . .		10	47,621
11		Enter the amount of line 10 to be Credited to 2015 estimated tax  47,621 Refunded		11	

Part VII-A

Statements Regarding Activities

1a		During the tax year, did the foundation attempt to influence any national, state, or local legislation or did it participate or intervene in any political campaign? . . . . .		1a		No
b		Did it spend more than \$100 during the year (either directly or indirectly) for political purposes (see Instructions for definition)? . . . . .		1b		No
		If the answer is "Yes" to 1a or 1b, attach a detailed description of the activities and copies of any materials published or distributed by the foundation in connection with the activities.				
c		Did the foundation file Form 1120-POL for this year? . . . . .		1c		No
d		Enter the amount (if any) of tax on political expenditures (section 4955) imposed during the year (1) On the foundation  \$ (2) On foundation managers  \$				
e		Enter the reimbursement (if any) paid by the foundation during the year for political expenditure tax imposed on foundation managers  \$				
2		Has the foundation engaged in any activities that have not previously been reported to the IRS? . . . . .		2		No
		If "Yes," attach a detailed description of the activities.				
3		Has the foundation made any changes, not previously reported to the IRS, in its governing instrument, articles of incorporation, or bylaws, or other similar instruments? If "Yes," attach a conformed copy of the changes . . . . .		3		No
4a		Did the foundation have unrelated business gross income of \$1,000 or more during the year? . . . . .		4a		No
b		If "Yes," has it filed a tax return on Form 990-T for this year? . . . . .		4b		No
5		Was there a liquidation, termination, dissolution, or substantial contraction during the year? . . . . .		5		No
		If "Yes," attach the statement required by General Instruction T.				
6		Are the requirements of section 508(e) (relating to sections 4941 through 4945) satisfied either				
		• By language in the governing instrument, or				
		• By state legislation that effectively amends the governing instrument so that no mandatory directions that conflict with the state law remain in the governing instrument? . . . . .		6	Yes	
7		Did the foundation have at least \$5,000 in assets at any time during the year? If "Yes," complete Part II, col. (c), and Part XV. . . . .		7	Yes	
8a		Enter the states to which the foundation reports or with which it is registered (see instructions)  DC				
b		If the answer is "Yes" to line 7, has the foundation furnished a copy of Form 990-PF to the Attorney General (or designate) of each state as required by General Instruction G? If "No," attach explanation .		8b	Yes	
9		Is the foundation claiming status as a private operating foundation within the meaning of section 4942(j)(3) or 4942(j)(5) for calendar year 2014 or the taxable year beginning in 2014 (see instructions for Part XIV)? If "Yes," complete Part XIV . . . . .		9		No
10		Did any persons become substantial contributors during the tax year? If "Yes," attach a schedule listing their names and addresses. . . . .		10		No

Part VII-A

Statements Regarding Activities *(continued)*

11	At any time during the year, did the foundation, directly or indirectly, own a controlled entity within the meaning of section 512(b)(13)? If "Yes," attach schedule (see instructions).	11		No
12	Did the foundation make a distribution to a donor advised fund over which the foundation or a disqualified person had advisory privileges? If "Yes," attach statement (see instructions)	12		No
13	Did the foundation comply with the public inspection requirements for its annual returns and exemption application? Website address <b>www.elhibrifoundation.org</b>	13	Yes	
14	The books are in care of <b>GREG SIEGRIST</b> Telephone no <b>(202) 387-9500</b> Located at <b>1420 16TH ST NW WASHINGTON DC</b> ZIP +4 <b>20036</b>			
15	Section 4947(a)(1) nonexempt charitable trusts filing Form 990-PF in lieu of <b>Form 1041</b> —Check here <input type="checkbox"/> and enter the amount of tax-exempt interest received or accrued during the year.	15		
16	At any time during calendar year 2014, did the foundation have an interest in or a signature or other authority over a bank, securities, or other financial account in a foreign country? See instructions for exceptions and filing requirements for FinCEN Form 114, Report of Foreign Bank and Financial Accounts (FBAR) If "Yes", enter the name of the foreign country	16	Yes	No

Part VII-B

Statements Regarding Activities for Which Form 4720 May Be Required

File Form 4720 if any item is checked in the "Yes" column, unless an exception applies.			Yes	No
1a	During the year did the foundation (either directly or indirectly) (1) Engage in the sale or exchange, or leasing of property with a disqualified person? <input type="checkbox"/> Yes <input checked="" type="checkbox"/> No (2) Borrow money from, lend money to, or otherwise extend credit to (or accept it from) a disqualified person? <input type="checkbox"/> Yes <input checked="" type="checkbox"/> No (3) Furnish goods, services, or facilities to (or accept them from) a disqualified person? <input type="checkbox"/> Yes <input checked="" type="checkbox"/> No (4) Pay compensation to, or pay or reimburse the expenses of, a disqualified person? <input checked="" type="checkbox"/> Yes <input type="checkbox"/> No (5) Transfer any income or assets to a disqualified person (or make any of either available for the benefit or use of a disqualified person)? <input type="checkbox"/> Yes <input checked="" type="checkbox"/> No (6) Agree to pay money or property to a government official? ( <b>Exception.</b> Check "No" if the foundation agreed to make a grant to or to employ the official for a period after termination of government service, if terminating within 90 days ). <input type="checkbox"/> Yes <input checked="" type="checkbox"/> No			
b	If any answer is "Yes" to 1a(1)–(6), did <b>any</b> of the acts fail to qualify under the exceptions described in Regulations section 53.4941(d)-3 or in a current notice regarding disaster assistance (see instructions)? <input type="checkbox"/> Organizations relying on a current notice regarding disaster assistance check here. <input checked="" type="checkbox"/>	1b		No
c	Did the foundation engage in a prior year in any of the acts described in 1a, other than excepted acts, that were not corrected before the first day of the tax year beginning in 2014?	1c		No
2	Taxes on failure to distribute income (section 4942) (does not apply for years the foundation was a private operating foundation defined in section 4942(j)(3) or 4942(j)(5))			
a	At the end of tax year 2014, did the foundation have any undistributed income (lines 6d and 6e, Part XIII) for tax year(s) beginning before 2014? <input type="checkbox"/> Yes <input checked="" type="checkbox"/> No If "Yes," list the years <b>20</b> , <b>20</b> , <b>20</b> , <b>20</b>			
b	Are there any years listed in 2a for which the foundation is <b>not</b> applying the provisions of section 4942(a)(2) (relating to incorrect valuation of assets) to the year's undistributed income? (If applying section 4942(a)(2) to <b>all</b> years listed, answer "No" and attach statement—see instructions ).	2b		No
c	If the provisions of section 4942(a)(2) are being applied to <b>any</b> of the years listed in 2a, list the years here <b>20</b> , <b>20</b> , <b>20</b> , <b>20</b>			
3a	Did the foundation hold more than a 2% direct or indirect interest in any business enterprise at any time during the year? <input type="checkbox"/> Yes <input checked="" type="checkbox"/> No			
b	If "Yes," did it have excess business holdings in 2014 as a result of (1) any purchase by the foundation or disqualified persons after May 26, 1969, (2) the lapse of the 5-year period (or longer period approved by the Commissioner under section 4943(c)(7)) to dispose of holdings acquired by gift or bequest, or (3) the lapse of the 10-, 15-, or 20-year first phase holding period? ( <i>Use Schedule C, Form 4720, to determine if the foundation had excess business holdings in 2014.</i> )	3b		No
4a	Did the foundation invest during the year any amount in a manner that would jeopardize its charitable purposes?	4a		No
b	Did the foundation make any investment in a prior year (but after December 31, 1969) that could jeopardize its charitable purpose that had not been removed from jeopardy before the first day of the tax year beginning in 2014?	4b		No

Part VII-B

Statements Regarding Activities for Which Form 4720 May Be Required (continued)

5a

During the year did the foundation pay or incur any amount to

(1)

Carry on propaganda, or otherwise attempt to influence legislation (section 4945(e))?

Yes

No

(2)

Influence the outcome of any specific public election (see section 4955), or to carry on, directly or indirectly, any voter registration drive?

Yes

No

(3)

Provide a grant to an individual for travel, study, or other similar purposes?

Yes

No

(4)

Provide a grant to an organization other than a charitable, etc , organization described in section 4945(d)(4)(A)? (see instructions).

Yes

No

(5)

Provide for any purpose other than religious, charitable, scientific, literary, or educational purposes, or for the prevention of cruelty to children or animals?

Yes

No

b

If any answer is "Yes" to 5a(1)–(5), did **any** of the transactions fail to qualify under the exceptions described in Regulations section 53.4945 or in a current notice regarding disaster assistance (see instructions)?

5b

No

Organizations relying on a current notice regarding disaster assistance check here.

c

If the answer is "Yes" to question 5a(4), does the foundation claim exemption from the tax because it maintained expenditure responsibility for the grant?

Yes

No

If "Yes," attach the statement required by Regulations section 53.4945–5(d).

6a

Did the foundation, during the year, receive any funds, directly or indirectly, to pay premiums on a personal benefit contract?

Yes

No

b

Did the foundation, during the year, pay premiums, directly or indirectly, on a personal benefit contract?

6b

No

If "Yes" to 6b, file Form 8870.

7a

At any time during the tax year, was the foundation a party to a prohibited tax shelter transaction?

Yes

No

b

If yes, did the foundation receive any proceeds or have any net income attributable to the transaction?

7b

No

Part VIII

Information About Officers, Directors, Trustees, Foundation Managers, Highly Paid Employees, and Contractors

1

List all officers, directors, trustees, foundation managers and their compensation (see instructions).

(a) Name and address	(b) Title, and average hours per week devoted to position	(c) Compensation (If not paid, enter -0-)	(d) Contributions to employee benefit plans and deferred compensation	(e) Expense account, other allowances
See Additional Data Table				

2

Compensation of five highest-paid employees (other than those included on line 1—see instructions). If none, enter "NONE."

(a) Name and address of each employee paid more than \$50,000	(b) Title, and average hours per week devoted to position	(c) Compensation	(d) Contributions to employee benefit plans and deferred compensation	(e) Expense account, other allowances
CADY VOGÉ	Program Mgr	55,264	4,251	
1420 16TH STREET NW WASHINGTON,DC 20036	40 00			
RICHARD ANTON	Facilities Mgr	55,350	4,455	
1420 16TH STREET NW WASHINGTON,DC 20036	40 00			

Total

number of other employees paid over \$50,000.

Part VIII

Information About Officers, Directors, Trustees, Foundation Managers, Highly Paid Employees, and Contractors (continued)

3 Five highest-paid independent contractors for professional services (see instructions). If none, enter "NONE".		
(a) Name and address of each person paid more than \$50,000	(b) Type of service	(c) Compensation
NONE		
Total number of others receiving over \$50,000 for professional services. . . . .		

Part IX-A

Summary of Direct Charitable Activities

List the foundation's four largest direct charitable activities during the tax year. Include relevant statistical information such as the number of organizations and other beneficiaries served, conferences convened, research papers produced, etc.	Expenses
1 One World Youth ProgramThe O ne World Youth Program, acquired by ECF in November, 2012, provides opportunities for university students to become peace educators by training them with the skills and curricula for teaching conflict resolution, peace and global citizenship in partnering middle school classrooms. Six universities in five countries participate in the program offered to seven middle schools. These include universities in the United States, Turkey, Kosovo, Pakistan and Guyana. OWYP provides online and on-site training to student teachers, the curriculum used to teach in middle schools, and ongoing programmatic support and regular check-ins with student leaders and university administrators. The One World Youth Program was discontinued as an internal program effective December 31, 2014. However, a separate independent legal entity was created to continue on with this program and the El-Hibri Foundation has made a grant to this new entity in 2015.	252,707
2 Mosaic Initiative ProgramThe Mosaic Initiative promotes respect for diversity through Foundation events and activities. Interfaith lectures and programs are conducted throughout the year, and efforts are also made to build the leadership capacity of Muslim American college students to promote interfaith activities on campus.	68,321
3 The El-Hibri Peace Education ProgramThe El-Hibri Peace Education Program provided a \$20,000 award to recognize a peace education leader for his/her past achievements in the field of peace education. In addition, a total of \$15,000 was awarded through three \$5,000 scholarships to recognize youths with current achievements and high potential for future achievements. The Program included publicizing the awards, soliciting nominations, organizing a selection committee managed by Nonviolence International and Search for Common Ground, respectively, and hosting an award event at the foundation attended by over 70 people.	168,416
4 The Ibrahim El-Hibri Interfaith Lecture and IftarEHFs fourth annual interfaith lecture was given by Dr. Sherman A. Jackson, entitled, Beyond Tolerance and Dialogue: Can Abrahamic Faiths Vindicate a Role for Religion in Public Life? This lecture, in conjunction with the Iftar dinner, celebrated the mutual respect among diverse friends and interfaith leaders while breaking the Muslim fast during the holy month of Ramadan. The lecture and dinner brought together approximately 65 members of the Abrahamic community to reflect on these themes of unity.	12,190

Part IX-B

Summary of Program-Related Investments (see instructions)

Describe the two largest program-related investments made by the foundation during the tax year on lines 1 and 2.	Amount
1	
2	
All other program-related investments. See instructions.	
3	
Total. Add lines 1 through 3. . . . .	



Part X

Minimum Investment Return (All domestic foundations must complete this part. Foreign foundations, see instructions.)

1	Fair market value of assets not used (or held for use) directly in carrying out charitable, etc , purposes		
a	Average monthly fair market value of securities. . . . .	1a	23,250,658
b	Average of monthly cash balances. . . . .	1b	382,218
c	Fair market value of all other assets (see instructions). . . . .	1c	16,639,967
d	Total (add lines 1a, b, and c). . . . .	1d	40,272,843
e	Reduction claimed for blockage or other factors reported on lines 1a and 1c (attach detailed explanation). . . . .	1e	0
2	Acquisition indebtedness applicable to line 1 assets. . . . .	2	
3	Subtract line 2 from line 1d. . . . .	3	40,272,843
4	Cash deemed held for charitable activities Enter 1 1/2% of line 3 (for greater amount, see instructions). . . . .	4	604,093
5	Net value of noncharitable-use assets. Subtract line 4 from line 3 Enter here and on Part V, line 4	5	39,668,750
6	Minimum investment return. Enter 5% of line 5. . . . .	6	1,983,438

Part XI

Distributable Amount (see instructions) (Section 4942(j)(3) and (j)(5) private operating foundations and certain foreign organizations check here ☐ and do not complete this part.)

1	Minimum investment return from Part X, line 6. . . . .	1	1,983,438
2a	Tax on investment income for 2014 from Part VI, line 5. . . . .	2a	13,313
b	Income tax for 2014 (This does not include the tax from Part VI ). . . . .	2b	
c	Add lines 2a and 2b. . . . .	2c	13,313
3	Distributable amount before adjustments Subtract line 2c from line 1. . . . .	3	1,970,125
4	Recoveries of amounts treated as qualifying distributions. . . . .	4	
5	Add lines 3 and 4. . . . .	5	1,970,125
6	Deduction from distributable amount (see instructions). . . . .	6	
7	Distributable amount as adjusted Subtract line 6 from line 5 Enter here and on Part XIII, line 1. . . . .	7	1,970,125

Part XII

Qualifying Distributions (see instructions)

1	Amounts paid (including administrative expenses) to accomplish charitable, etc , purposes		
a	Expenses, contributions, gifts, etc —total from Part I, column (d), line 26. . . . .	1a	1,725,617
b	Program-related investments—total from Part IX-B. . . . .	1b	
2	Amounts paid to acquire assets used (or held for use) directly in carrying out charitable, etc , purposes. . . . .	2	141,915
3	Amounts set aside for specific charitable projects that satisfy the		
a	Suitability test (prior IRS approval required). . . . .	3a	
b	Cash distribution test (attach the required schedule). . . . .	3b	
4	Qualifying distributions. Add lines 1a through 3b Enter here and on Part V, line 8, and Part XIII, line 4	4	1,867,532
5	Foundations that qualify under section 4940(e) for the reduced rate of tax on net investment income Enter 1% of Part I, line 27b (see instructions). . . . .	5	
6	Adjusted qualifying distributions. Subtract line 5 from line 4. . . . .	6	1,867,532
Note: The amount on line 6 will be used in Part V, column (b), in subsequent years when calculating whether the foundation qualifies for the section 4940(e) reduction of tax in those years			

Part XIII

Undistributed Income (see instructions)

	(a) Corpus	(b) Years prior to 2013	(c) 2013	(d) 2014
1 Distributable amount for 2014 from Part XI, line 7				1,970,125
2 Undistributed income, if any, as of the end of 2014				
a Enter amount for 2013 only. . . . .				
b Total for prior years 20____, 20____, 20____				
3 Excess distributions carryover, if any, to 2014				
a From 2009. . . . .	1,779,614			
b From 2010. . . . .	705,981			
c From 2011. . . . .	451,441			
d From 2012. . . . .				
e From 2013. . . . .				
f Total of lines 3a through e. . . . .	2,937,036			
4 Qualifying distributions for 2014 from Part XII, line 4 ▶ \$ 1,867,532				
a Applied to 2013, but not more than line 2a				
b Applied to undistributed income of prior years (Election required—see instructions). . . . .				
c Treated as distributions out of corpus (Election required—see instructions). . . . .	0			
d Applied to 2014 distributable amount. . . . .				1,867,532
e Remaining amount distributed out of corpus				
5 Excess distributions carryover applied to 2014 (If an amount appears in column (d), the same amount must be shown in column (a).)	102,593			102,593
6 Enter the net total of each column as indicated below:				
a Corpus Add lines 3f, 4c, and 4e Subtract line 5	2,834,443			
b Prior years' undistributed income Subtract line 4b from line 2b. . . . .				
c Enter the amount of prior years' undistributed income for which a notice of deficiency has been issued, or on which the section 4942(a) tax has been previously assessed. . . . .				
d Subtract line 6c from line 6b Taxable amount—see instructions . . . . .				
e Undistributed income for 2013 Subtract line 4a from line 2a Taxable amount—see instructions . . . . .				
f Undistributed income for 2014 Subtract lines 4d and 5 from line 1 This amount must be distributed in 2015 . . . . .				0
7 Amounts treated as distributions out of corpus to satisfy requirements imposed by section 170(b)(1)(F) or 4942(g)(3) (Election may be required - see instructions) . . . . .				
8 Excess distributions carryover from 2009 not applied on line 5 or line 7 (see instructions) . . .	1,677,021			
9 Excess distributions carryover to 2015. Subtract lines 7 and 8 from line 6a . . . . .	1,157,422			
10 Analysis of line 9				
a Excess from 2010. . . .	705,981			
b Excess from 2011. . . .	451,441			
c Excess from 2012. . . .				
d Excess from 2013. . . .				
e Excess from 2014. . . .				

Part XIV Private Operating Foundations (see instructions and Part VII-A, question 9)

1a

If the foundation has received a ruling or determination letter that it is a private operating foundation, and the ruling is effective for 2014, enter the date of the ruling. . . . .

b

Check box to indicate whether the organization is a private operating foundation described in section 4942(j)(3) or 4942(j)(5)

☐ 4942(j)(3) or ☐ 4942(j)(5)

2a

Enter the lesser of the adjusted net income from Part I or the minimum investment return from Part X for each year listed . . . . .

Tax year	Prior 3 years				(e) Total
(a) 2014	(b) 2013	(c) 2012	(d) 2011		
b 85% of line 2a . . . . .					
c Qualifying distributions from Part XII, line 4 for each year listed . . . . .					
d Amounts included in line 2c not used directly for active conduct of exempt activities . . . . .					
e Qualifying distributions made directly for active conduct of exempt activities Subtract line 2d from line 2c . . . . .					

3 Complete 3a, b, or c for the alternative test relied upon

a

"Assets" alternative test—enter

(1) Value of all assets . . . . .

(2) Value of assets qualifying under section 4942(j)(3)(B)(i)

b

"Endowment" alternative test— enter 2/3 of minimum investment return shown in Part X, line 6 for each year listed. . . . .

c

"Support" alternative test—enter

(1) Total support other than gross investment income (interest, dividends, rents, payments on securities loans (section 512(a)(5)), or royalties) . . . . .

(2) Support from general public and 5 or more exempt organizations as provided in section 4942(j)(3)(B)(iii). . . . .

(3) Largest amount of support from an exempt organization

(4) Gross investment income

Part XV Supplementary Information (Complete this part only if the organization had \$5,000 or more in assets at any time during the year—see instructions.)

1

Information Regarding Foundation Managers:

a

List any managers of the foundation who have contributed more than 2% of the total contributions received by the foundation before the close of any tax year (but only if they have contributed more than \$5,000) (See section 507(d)(2) )

FUAD EL-HIBRI

b

List any managers of the foundation who own 10% or more of the stock of a corporation (or an equally large portion of the ownership of a partnership or other entity) of which the foundation has a 10% or greater interest

2

Information Regarding Contribution, Grant, Gift, Loan, Scholarship, etc., Programs:

Check here ☐ if the foundation only makes contributions to preselected charitable organizations and does not accept unsolicited requests for funds. If the foundation makes gifts, grants, etc. (see instructions) to individuals or organizations under other conditions, complete items 2a, b, c, and d

a

The name, address, and telephone number or e-mail address of the person to whom applications should be addressed

Online submission only  
Online submission only  
Online submission only, DC 20036  
(202) 387-9500  
info@elhibrifoundation.org

b

The form in which applications should be submitted and information and materials they should include

Grant applications are only accepted via online submission at the following address, [www.elhibrifoundation.org/grants/seekers/loi\\_form](http://www.elhibrifoundation.org/grants/seekers/loi_form)

c

Any submission deadlines

NONE

d

Any restrictions or limitations on awards, such as by geographical areas, charitable fields, kinds of institutions, or other factors

NONE

Form 990-PF (2014)

Part XV

Supplementary Information (continued)

3 Grants and Contributions Paid During the Year or Approved for Future Payment

Recipient	If recipient is an individual, show any relationship to any foundation manager or substantial contributor	Foundation status of recipient	Purpose of grant or contribution	Amount
Name and address (home or business)				
a Paid during the year See Additional Data Table				
Total . . . . .			3a	465,000
b Approved for future payment				
Total . . . . .			3b	

Enter gross amounts unless otherwise indicated

Enter gross amounts unless otherwise indicated		Unrelated business income		Excluded by section 512, 513, or 514		(e)
		(a) Business code	(b) Amount	(c) Exclusion code	(d) Amount	Related or exempt function income (See instructions )
<b>1</b>	Program service revenue					
<b>a</b>	OWYP PROGRAM LICENSE FEES					15,000
<b>b</b>						
<b>c</b>						
<b>d</b>						
<b>e</b>						
<b>f</b>						
<b>g</b>	Fees and contracts from government agencies					
<b>2</b>	Membership dues and assessments. . . .					
<b>3</b>	Interest on savings and temporary cash investments . . . . .			14	78,930	
<b>4</b>	Dividends and interest from securities. . . .			14	378,532	
<b>5</b>	Net rental income or (loss) from real estate					
<b>a</b>	Debt-financed property. . . . .					
<b>b</b>	Not debt-financed property. . . . .					
<b>6</b>	Net rental income or (loss) from personal property . . . . .					
<b>7</b>	Other investment income. . . . .					
<b>8</b>	Gain or (loss) from sales of assets other than inventory . . . . .					328,415
<b>9</b>	Net income or (loss) from special events					
<b>10</b>	Gross profit or (loss) from sales of inventory. .					
<b>11</b>	Other revenue <b>a</b> REIMBURSED EXPENSES					16,642
<b>b</b>						
<b>c</b>						
<b>d</b>						
<b>e</b>						
<b>12</b>	Subtotal Add columns (b), (d), and (e). .				457,462	360,057
<b>13</b>	<b>Total.</b> Add line 12, columns (b), (d), and (e). . . . .					817,519


[illegible]



Form 990PF Part VIII Line 1 - List all officers, directors, trustees, foundation managers and their compensation

(a) Name and address	(b) Title, and average hours per week devoted to position	(c) Compensation (If not paid, enter -0-)	(d) Contributions to employee benefit plans and deferred compensation	(e) Expense account, other allowances
ABDUL AZIZ SAID	Board Member 2 00	0		
1420 16TH ST NW WASHINGTON,DC 20036				
ZEN HUNTER-ISHIKAWA	VP of Operation 4 00	12,574		
1420 16TH ST NW WASHINGTON,DC 20036				
ROBERT BUCHANAN	Board Member 4 00	0		
1420 16TH ST NW WASHINGTON,DC 20036				
FUAD EL-HIBRI	Chairman 5 00	0		
1420 16TH ST NW WASHINGTON,DC 20036				
LYNN KUNKLE	Dir of Programs 40 00	90,431	14,936	
1420 16TH ST NW WASHINGTON,DC 20036				
KARIM EL-HIBRI	Board Member 12 00	30,898		
1420 16TH ST NW WASHINGTON,DC 20036				
ABDO SABBAN	Board Member 2 00	0		
1420 16TH ST NW WASHINGTON,DC 20036				
GREG SIEGRIST	Treasurer 26 00	81,672	724	
1420 16TH ST NW WASHINGTON,DC 20036				
MARCIA NASS	Secretary 10 00	42,263		
1420 16TH ST NW WASHINGTON,DC 20036				
ALLEN SHOFE	Board Member 2 00	0		
1420 16TH ST NW WASHINGTON,DC 20036				
JUDY BARSALOU	President 40 00	127,064	20,313	
1420 16TH ST NW WASHINGTON,DC 20036				
NANCY EL-HIBRI	Board Member 2 00	0		
1420 16TH ST NW WASHINGTON,DC 20036				
MARY GOUDIE	Board Member 2 00	0		
1420 16TH ST NW WASHINGTON,DC 20036				
NADIA ROUMANI	Board Member 2 00	0		
1420 16TH ST NW WASHINGTON,DC 20036				
BUD HECKMAN	Dir of Outreach 40 00	96,269	9,163	
1420 16TH ST NW WASHINGTON,DC 20036				

Form 990PF Part XV Line 3 - Grants and Contributions Paid During the Year or Approved for Future Payment

Recipient	If recipient is an individual, show any relationship to any foundation manager or substantial contributor	Foundation status of recipient	Purpose of grant or contribution	Amount
Name and address (home or business)				
<b>a</b> <i>Paid during the year</i>				
SEE ATTACHED STATEMENT 20 FOR LIST OF RECIPIENTS REQD INFO VARIOUS,DC 20036	see attached	attached	SEE ATTACHED LIST OF RECIPIENTS FOR SPECIFIC GRANT PURPOSES	430,000
NATIONAL PEACE ACADEMY 75 VARICK STREET 2nd FLOOR NEWYORK,NY 10013	NONE	501(C)	EDUCATION PRIZE	20,000
GEORGE MASON UNIV fbo Amani Mansour FINANCIAL AID OFFICE MS3B5 FAIRFAX,VA 22030	NONE	I	Scholarship	5,000
ARCADIA UNIVERSITY fbo Alpha Barrie 450 S EASTON ROAD GLENSIDE,PA 19038	NONE	I	Scholarship	5,000
AMERICAN UNIV fbo Alessandra Canedo 4400 MASSACHUSETTS AVENUE NW WASHINGTON,DC 20016	NONE	I	Scholarship	5,000
<b>Total</b> . . . . .  <b>3a</b>				465,000



<div>Schedule B</div> <div>(Form 990, 990-EZ, or 990-PF)</div> <div>Department of the Treasury Internal Revenue Service</div>	<div>Schedule of Contributors</div> <div>▶ Attach to Form 990, 990-EZ, or 990-PF.</div> <div>▶ Information about Schedule B (Form 990, 990-EZ, or 990-PF) and its instructions is at <a href="http://www.irs.gov/form990">www.irs.gov/form990</a>.</div>	<div>OMB No 1545-0047</div>
		<div>2014</div>

<div>Name of the organization</div> <div>EL-HIBRI FOUNDATION</div>	<div>Employer identification number</div> <div>52-2306995</div>
--	---

Organization type (check one)

<div>Filers of:</div> <div>Form 990 or 990-EZ</div>	<div>Section:</div> <div><div><input type="checkbox"/> 501(c)( ) (enter number) organization</div><div><input type="checkbox"/> 4947(a)(1) nonexempt charitable trust <b>not</b> treated as a private foundation</div><div><input type="checkbox"/> 527 political organization</div></div>
<div>Form 990-PF</div>	<div><div><input checked="" type="checkbox"/> 501(c)(3) exempt private foundation</div><div><input type="checkbox"/> 4947(a)(1) nonexempt charitable trust treated as a private foundation</div><div><input type="checkbox"/> 501(c)(3) taxable private foundation</div></div>

Check if your organization is covered by the **General Rule** or a **Special Rule**.  
**Note.** Only a section 501(c)(7), (8), or (10) organization can check boxes for both the General Rule and a Special Rule. See instructions.

General Rule

☒ For an organization filing Form 990, 990-EZ, or 990-PF that received, during the year, contributions totaling \$5,000 or more (in money or other property) from any one contributor. Complete Parts I and II. See instructions for determining a contributor's total contributions.

Special Rules

- ☐ For an organization described in section 501(c)(3) filing Form 990 or 990-EZ that met the 33<sup>1</sup>/<sub>3</sub>% support test of the regulations under sections 509(a)(1) and 170(b)(1)(A)(vi), that checked Schedule A (Form 990 or 990-EZ), Part II, line 13, 16a, or 16b, and that received from any one contributor, during the year, total contributions of the greater of **(1)** \$5,000 or **(2)** 2% of the amount on (i) Form 990, Part VIII, line 1h, or (ii) Form 990-EZ, line 1. Complete Parts I and II.
- ☐ For an organization described in section 501(c)(7), (8), or (10) filing Form 990 or 990-EZ that received from any one contributor, during the year, total contributions of more than \$1,000 *exclusively* for religious, charitable, scientific, literary, or educational purposes, or for the prevention of cruelty to children or animals. Complete Parts I, II, and III.
- ☐ For an organization described in section 501(c)(7), (8), or (10) filing Form 990 or 990-EZ that received from any one contributor, during the year, contributions *exclusively* for religious, charitable, etc., purposes, but no such contributions totaled more than \$1,000. If this box is checked, enter here the total contributions that were received during the year for an *exclusively* religious, charitable, etc., purpose. Do not complete any of the parts unless the **General Rule** applies to this organization because it received *nonexclusively* religious, charitable, etc., contributions totaling \$5,000 or more during the year. . . . . ▶ \$ \_\_\_\_\_

**Caution.** An organization that is not covered by the General Rule and/or the Special Rules does not file Schedule B (Form 990, 990-EZ, or 990-PF), but it **must** answer "No" on Part IV, line 2, of its Form 990, or check the box on line H of its Form 990-EZ or on its Form 990PF, Part I, line 2, to certify that it does not meet the filing requirements of Schedule B (Form 990, 990-EZ, or 990-PF).

**Employer identification number**  
52-2306995

(a) No.	(b) Name, address, and ZIP + 4	(c) Total contributions	(d) Type of contribution
1	FUAD EL-HIBRI 1420 16TH STREET NW WASHINGTON, DC 20036	\$ 10,000	Person <input checked="" type="checkbox"/> Payroll <input type="checkbox"/> Noncash <input type="checkbox"/> (Complete Part II for noncash contributions )
(a) No.	(b) Name, address, and ZIP + 4	(c) Total contributions	(d) Type of contribution
		\$	Person <input type="checkbox"/> Payroll <input type="checkbox"/> Noncash <input type="checkbox"/> (Complete Part II for noncash contributions )
(a) No.	(b) Name, address, and ZIP + 4	(c) Total contributions	(d) Type of contribution
		\$	Person <input type="checkbox"/> Payroll <input type="checkbox"/> Noncash <input type="checkbox"/> (Complete Part II for noncash contributions )
(a) No.	(b) Name, address, and ZIP + 4	(c) Total contributions	(d) Type of contribution
		\$	Person <input type="checkbox"/> Payroll <input type="checkbox"/> Noncash <input type="checkbox"/> (Complete Part II for noncash contributions )
(a) No.	(b) Name, address, and ZIP + 4	(c) Total contributions	(d) Type of contribution
		\$	Person <input type="checkbox"/> Payroll <input type="checkbox"/> Noncash <input type="checkbox"/> (Complete Part II for noncash contributions )
(a) No.	(b) Name, address, and ZIP + 4	(c) Total contributions	(d) Type of contribution
		\$	Person <input type="checkbox"/> Payroll <input type="checkbox"/> Noncash <input type="checkbox"/> (Complete Part II for noncash contributions )
(a) No.	(b) Name, address, and ZIP + 4	(c) Total contributions	(d) Type of contribution
		\$	Person <input type="checkbox"/> Payroll <input type="checkbox"/> Noncash <input type="checkbox"/> (Complete Part II for noncash contributions )

<b>Name of organization</b> EL-HIBRI FOUNDATION	<b>Employer identification number</b> 52-2306995
--	---

**Part II** **Noncash Property** (see instructions) Use duplicate copies of Part II if additional space is needed

(a) No. from Part I	(b) Description of noncash property given	(c) FMV (or estimate) (see instructions)	(d) Date received
_____	_____ _____ _____ _____	_____ \$	_____
(a) No. from Part I	(b) Description of noncash property given	(c) FMV (or estimate) (see instructions)	(d) Date received
_____	_____ _____ _____ _____	_____ \$	_____
(a) No. from Part I	(b) Description of noncash property given	(c) FMV (or estimate) (see instructions)	(d) Date received
_____	_____ _____ _____ _____	_____ \$	_____
(a) No. from Part I	(b) Description of noncash property given	(c) FMV (or estimate) (see instructions)	(d) Date received
_____	_____ _____ _____ _____	_____ \$	_____
(a) No. from Part I	(b) Description of noncash property given	(c) FMV (or estimate) (see instructions)	(d) Date received
_____	_____ _____ _____ _____	_____ \$	_____
(a) No. from Part I	(b) Description of noncash property given	(c) FMV (or estimate) (see instructions)	(d) Date received
_____	_____ _____ _____ _____	_____ \$	_____

Name of organization EL-HIBRI FOUNDATION	Employer identification number 52-2306995
---	--

Part III

**Exclusively** religious, charitable, etc., contributions to organizations described in section 501(c)(7), (8), or (10) that total more than \$1,000 for the year from any one contributor. Complete columns (a) through (e) and the following line entry. For organizations completing Part III, enter the total of *exclusively* religious, charitable, etc., contributions of **\$1,000 or less** for the year. (Enter this information once. See instructions.) ▶ \$ \_\_\_\_\_

Use duplicate copies of Part III if additional space is needed.

(a) No. from Part I	(b) Purpose of gift	(c) Use of gift	(d) Description of how gift is held
—	<div></div>	<div></div>	<div></div>
	<div>(e) Transfer of gift</div> <div>Transferee's name, address, and ZIP 4<div></div></div> <div>Relationship of transferor to transferee<div></div></div>		
	<div></div>	<div></div>	<div></div>

(a) No. from Part I	(b) Purpose of gift	(c) Use of gift	(d) Description of how gift is held
—	<div></div>	<div></div>	<div></div>
	<div>(e) Transfer of gift</div> <div>Transferee's name, address, and ZIP 4<div></div></div> <div>Relationship of transferor to transferee<div></div></div>		
	<div></div>	<div></div>	<div></div>

(a) No. from Part I	(b) Purpose of gift	(c) Use of gift	(d) Description of how gift is held
—	<div></div>	<div></div>	<div></div>
	<div>(e) Transfer of gift</div> <div>Transferee's name, address, and ZIP 4<div></div></div> <div>Relationship of transferor to transferee<div></div></div>		
	<div></div>	<div></div>	<div></div>

(a) No. from Part I	(b) Purpose of gift	(c) Use of gift	(d) Description of how gift is held
—	<div></div>	<div></div>	<div></div>
	<div>(e) Transfer of gift</div> <div>Transferee's name, address, and ZIP 4<div></div></div> <div>Relationship of transferor to transferee<div></div></div>		
	<div></div>	<div></div>	<div></div>

**TY 2014 Accounting Fees Schedule****Name:** EL-HIBRI FOUNDATION**EIN:** 52-2306995**Software ID:** 14000265**Software Version:** 2014v5.0

Category	Amount	Net Investment Income	Adjusted Net Income	Disbursements for Charitable Purposes
ACCOUNTING SERVICES	11,000	1,100	0	9,900
PAYROLL PROCESSING	2,842	284	0	2,558

Note: To capture the full content of this document, please select landscape mode (11" x 8.5") when printing.

TY 2014 Depreciation Schedule

Name: EL-HIBRI FOUNDATION

EIN: 52-2306995

Software ID: 14000265

Software Version: 2014v5.0

Description of Property	Date Acquired	Cost or Other Basis	Prior Years' Depreciation	Computation Method	Rate / Life (# of years)	Current Year's Depreciation Expense	Net Investment Income	Adjusted Net Income	Cost of Goods Sold Not Included
REAL ESTATE - BUILDING	2001-07-03	1,445,497	463,328	SL	39 0000	37,064			
IMPROVEMENTS	2003-11-01	156,421	40,612	SL	2 56 %	4,011			
FOLDING CHAIRS	2007-12-06	2,325	2,221	200DB	4 46 %	104			
LANDSCAPING	2007-10-31	24,823	12,363	150DB	5 90 %	1,465			
KITCHEN TABLE	2008-11-23	1,264	1,096	200DB	8 92 %	113			
ORECK VACUUM CLEANER	2009-04-22	763	731	200DB	4 26 %	32			
SURVELLIANCE (POWERHOUSE)	2009-07-28	2,030	1,886	200DB	7 06 %	144			
PHONE (POWERHOUSE)	2009-07-28	2,796	2,598	200DB	7 06 %	198			
COMPUTER (KEH)	2009-09-22	1,760	1,635	200DB	7 06 %	125			
SURVELLIANCE (POWERHOUSE)	2009-11-06	2,030	1,836	200DB	9 58 %	194			
CHIAVARI CHAIRS	2009-12-22	1,623	1,215	200DB	8 73 %	142			
RENOVATIONS	2009-06-30	2,099,678	244,551	SL	2 56 %	53,836			
RENOVATIONS	2009-12-31	31,155	3,229	SL	2 56 %	799			
LANDSCAPING	2009-12-31	1,610	567	150DB	6 48 %	104			
BUILDING IMPROVEMENTS	2010-09-01	36,514	2,925	SL	2 56 %	936			
COMPUTER (LAPTOP RB)	2010-02-22	1,270	1,113	200DB	11 01 %	140			
TV MEDIA CART SYSTEM	2010-10-29	4,811	3,824	200DB	10 94 %	526			
BIZHUB C220	2010-12-20	8,500	6,756	200DB	10 94 %	930			
BLACK OUT ROLLER SHADES	2010-07-22	1,263	851	200DB	9 30 %	117			
TABLES	2010-08-22	875	590	200DB	9 30 %	81			

Description of Property	Date Acquired	Cost or Other Basis	Prior Years' Depreciation	Computation Method	Rate / Life (# of years)	Current Year's Depreciation Expense	Net Investment Income	Adjusted Net Income	Cost of Goods Sold Not Included
BRASS SIGN AND PLAQUE	2010-09-03	3,071	2,072	200DB	9 30 %	286			
CHIAVARI CHAIRS	2010-09-22	1,236	833	200DB	9 30 %	115			
FRAMING OF CHILDREN'S ART	2010-11-10	1,203	780	200DB	10 04 %	121			
LAUNDRY ROOM	2010-10-05	7,336	603	SL	2 56 %	188			
ELEVATOR	2010-09-01	158,819	12,726	SL	2 56 %	4,072			
IRRIGATION SYSTEM	2010-08-22	4,970	1,483	150DB	7 02 %	349			
DELL LATITUDE 6420 LTOP	2011-06-14	1,651	1,175	200DB	11 52 %	190			
BRASS SIGNAGE	2011-07-28	2,691	1,515	200DB	12 49 %	336			
ELEC UPGRADES (3rd FLR)	2011-01-06	1,165	89	SL	2 56 %	30			
LOCKS (GRG,BMET, FDOOR)	2011-02-22	2,724	201	SL	2 56 %	70			
TWO COMPUTERS	2012-05-22	3,182	1,751	200DB	18 00 %	573			
TV CART	2012-08-10	2,061	1,010	200DB	20 40 %	420			
IPAD	2012-08-22	510	250	200DB	20 40 %	104			
TV STAND 2nd FLOOR	2012-10-01	515	222	200DB	22 80 %	117			
TV STAND 3rd FLOOR	2012-12-14	3,359	1,444	200DB	22 80 %	766			
TELEPHONE SYSTEM	2012-12-20	6,525	2,806	200DB	22 80 %	1,488			
INNOVATIVE MEDIA	2012-12-21	950	409	200DB	22 80 %	217			
APPLE COMPUTER	2012-12-22	2,055	884	200DB	22 80 %	469			
TELEPHONE SYSTEM	2012-12-28	3,263	1,403	200DB	22 80 %	744			
IMAC COMPUTER	2012-12-28	3,016	1,297	200DB	22 80 %	688			

Description of Property	Date Acquired	Cost or Other Basis	Prior Years' Depreciation	Computation Method	Rate / Life (# of years)	Current Year's Depreciation Expense	Net Investment Income	Adjusted Net Income	Cost of Goods Sold Not Included
DELL LAPTOP	2012-12-28	2,127	914	200DB	22 80 %	485			
SANITARY TRASH CANS	2012-06-22	1,257	519	200DB	16 76 %	211			
OFFICE CHAIRS	2012-07-13	1,350	489	200DB	18 22 %	246			
BOILER	2012-06-21	4,930	2,037	200DB	16 76 %	826			
HEAT PUMP	2012-08-28	18,566	6,724	200DB	18 22 %	3,383			
REMOVE / DISPOSE WALL	2013-02-24	2,600	58	SL	2 56 %	67			
ELECTRICITY SERVICES	2013-03-08	1,036	21	SL	2 56 %	27			
4TH FLOOR RENOVATION	2013-03-13	4,650	95	SL	2 56 %	119			
CARPET REMOVAL & REPLACE	2013-05-10	5,040	81	SL	2 56 %	129			
LOWER DUCT SYSTEM 1st PMT	2013-11-26	1,000	3	SL	2 56 %	26			
BANNERS	2013-12-23	1,193	43	200DB	27 55 %	329			
FURNITURE DESKS	2013-12-30	1,124	40	200DB	27 55 %	310			
FURNITURE 4th FLOOR	2013-04-22	6,961	1,243	200DB	23 47 %	1,634			
PHONE SYSTEM	2013-05-22	3,262	816	200DB	30 00 %	979			
POWER EDGE T320 SERVER	2013-05-09	4,049	1,012	200DB	30 00 %	1,215			
DELL UPS TOWER	2013-05-03	432	108	200DB	30 00 %	130			
PANASONIC LUMIX CAMERA	2013-08-22	2,240	336	200DB	34 00 %	762			
DISHWASHER FOR APTMT	2013-10-26	1,051	53	200DB	38 00 %	399			
BOILER	2013-12-12	42,380	45	SL	2 56 %	1,087			
3M REVERSE OSMOSIS	2013-12-19	1,375	69	200DB	38 00 %	523			



Description of Property	Date Acquired	Cost or Other Basis	Prior Years' Depreciation	Computation Method	Rate / Life (# of years)	Current Year's Depreciation Expense	Net Investment Income	Adjusted Net Income	Cost of Goods Sold Not Included
AUTO BLEED VALVES	2013-12-19	5,760	6	SL	2 56 %	148			
MAC COMPUTER (BUD)	2013-12-26	4,750	238	200DB	38 00 %	1,805			
DELL COMPUTER	2013-12-30	2,523	126	200DB	38 00 %	959			
NEC PROJECTOR (EX EWR)	2013-12-31	1,720	86	200DB	38 00 %	654			
ELEC SCREEN (EX EWR)	2013-12-31	1,275	64	200DB	38 00 %	485			
TV STAND 3rdFLR FINAL PMT	2013-02-20	1,039	364	200DB	26 00 %	270			
PANASONIC CAMERA & ACCESS	2013-12-30	1,070		200DB	32 00 %	342			
DESKTOP - DELL (GAS)	2014-09-24	1,107		200DB	15 00 %	166			
WEBROOT ANTIVIRUS 13 PCs	2014-09-24	257		200DB	15 00 %	39			
DIGITAL VIDEO CAMERA +	2014-11-12	1,136		200DB	5 00 %	57			
KONICA COPIER 1st FLR	2014-12-15	5,700		200DB	5 00 %	285			
WIFI SYSTEM FOR BLDG	2014-12-30	2,343		200DB	5 00 %	117			
65" TV w MOUNT & INSTALL	2014-10-16	2,896		200DB	5 00 %	145			
OFFICE FURN 1st FLOOR	2014-12-26	1,541		200DB	3 57 %	55			
LOWER DUCT SYSTEM 2nd Pmt	2014-01-13	1,610		SL	2 46 %	40			
HEAT PUMP GE THRU WALL	2014-04-24	5,280		SL	1 82 %	96			
REAR ALLEY CAMERA LEFT	2014-04-29	3,693		SL	1 82 %	67			
HANDICAP RAMP	2014-07-15	37,570		SL	1 18 %	442			
FACADE RESTORATION	2014-12-17	76,793		SL	0 11 %	82			

**TY 2014 Investments Corporate  
Bonds Schedule**

**Name:** EL-HIBRI FOUNDATION

**EIN:** 52-2306995

**Software ID:** 14000265

**Software Version:** 2014v5.0

Name of Bond	End of Year Book Value	End of Year Fair Market Value
UBS BONDS PER ATTACHED STMT	8,585,596	8,693,612

**TY 2014 Investments Corporate  
Stock Schedule****Name:** EL-HIBRI FOUNDATION**EIN:** 52-2306995**Software ID:** 14000265**Software Version:** 2014v5.0

Name of Stock	End of Year Book Value	End of Year Fair Market Value
INTERVAC - EBS SHARES	4,397,262	16,639,967
UBS EQUITIES PER ATTACHED STMT	11,592,828	12,306,470

**TY 2014 Investments - Other Schedule****Name:** EL-HIBRI FOUNDATION**EIN:** 52-2306995**Software ID:** 14000265**Software Version:** 2014v5.0

Category/ Item	Listed at Cost or FMV	Book Value	End of Year Fair Market Value
UBS OTHER INVESTMENTS PER ATTCHED STMT	AT COST	1,318,085	1,278,559

**TY 2014 Land, Etc. Schedule****Name:** EL-HIBRI FOUNDATION**EIN:** 52-2306995**Software ID:** 14000265**Software Version:** 2014v5.0

Category / Item	Cost / Other Basis	Accumulated Depreciation	Book Value	End of Year Fair Market Value
Furniture and Fixtures	68,374	54,352	14,022	52,963
Machinery and Equipment	221,376	140,971	80,405	92,541
Buildings	1,445,498	500,388	945,110	5,400,000
Improvements	2,689,972	399,531	2,290,441	
Land	680,967		680,967	
Miscellaneous	161,196		161,196	

TY 2014 Legal Fees Schedule

**Name:** EL-HIBRI FOUNDATION

**EIN:** 52-2306995

**Software ID:** 14000265

**Software Version:** 2014v5.0

Category	Amount	Net Investment Income	Adjusted Net Income	Disbursements for Charitable Purposes
LEGAL FEES	1,106	0	0	1,106

**TY 2014 Other Assets Schedule****Name:** EL-HIBRI FOUNDATION**EIN:** 52-2306995**Software ID:** 14000265**Software Version:** 2014v5.0

Description	Beginning of Year - Book Value	End of Year - Book Value	End of Year - Fair Market Value
OTHER UBS INVESTMENTS/ADJUSTMENTS	30,672	54,154	
PREPAID EXPENSES	2,000	725	725
ROUNDING		3	

**TY 2014 Other Expenses Schedule****Name:** EL-HIBRI FOUNDATION**EIN:** 52-2306995**Software ID:** 14000265**Software Version:** 2014v5.0

Description	Revenue and Expenses per Books	Net Investment Income	Adjusted Net Income	Disbursements for Charitable Purposes
DUES & SUBSCRIPTIONS	17,750			17,750
INVESTMENT EXPENSE FOREIGN TAX	24,144	24,144		
INVESTMENT EXPENSE OTHER	89,956	89,956		
MARKETING & PROMOTION	10,361			10,361
OFFICE EXPENSE	33,600			33,600



TY 2014 Other Income Schedule

**Name:** EL-HIBRI FOUNDATION

**EIN:** 52-2306995

**Software ID:** 14000265

**Software Version:** 2014v5.0

Description	Revenue And Expenses Per Books	Net Investment Income	Adjusted Net Income
OWYP PROGRAM LICENSE FEES	15,000		
REIMBURSED EXPENSES	16,642		

## TY 2014 Other Professional Fees Schedule

**Name:** EL-HIBRI FOUNDATION

**EIN:** 52-2306995

**Software ID:** 14000265

**Software Version:** 2014v5.0

Category	Amount	Net Investment Income	Adjusted Net Income	Disbursements for Charitable Purposes
	4,264	0	0	4,264

**TY 2014 Taxes Schedule****Name:** EL-HIBRI FOUNDATION**EIN:** 52-2306995**Software ID:** 14000265**Software Version:** 2014v5.0

Category	Amount	Net Investment Income	Adjusted Net Income	Disbursements for Charitable Purposes
PAYROLL & RELATED TAXES	38,942	130		38,812
REAL ESTATE	73,045			73,045
TAX ON INVESTMENT INCOME	88,000			

**EL-HIBRI CHARITABLE FOUNDATION EIN: 52-2306995****SUPPORTING STATEMENT #20****2014 FORM 990-PF PAGE 11, PART XV – SUPPLEMENTARY INFORMATION****Line 3a, Grants and Contributions Paid**

<b>Name and Address</b>	<b>Donee Relationship</b>	<b>Foundation Status</b>	<b>Purpose of Grant</b>	<b>Amount</b>
Karamah Muslim Women Lawyers for Human Rights 1420 16 <sup>th</sup> Street, NW Washington, DC 20036	Unrelated 501(c)(3) organization	509(a)(1)	To support operating expenses for programs to address and educate on human rights issues impacting women	\$90,000 00
Dar Al Aytam Al Islamiyah PO Box 11-7432 Riyad El Solh 11072240 Beirut, Lebanon	Unrelated charitable organization	Revenue Procedure 92-94	To support costs and expenses for the care of orphans at orphanage	\$87,500 00
Oslo Center US Foundation 8148 Kentucky Ave S Bloomington, MN 55438	Unrelated 501(c)(3) organization	509(a)(1)	To establish a center based at Augsburg College promoting peacebuilding, interfaith dialogue and peace education	\$15,000 00
Alliance for Peacebuilding 1320 19th Street, NW, Suite 410 Washington, DC 20036	Unrelated 501(c)(3) organization	509(a)(1)	To launch a comprehensive strategic public education communications campaign to raise awareness among the American public about the value of peacebuilding	\$20,000 00
Soliya 6 East 39th Street New York, NY 10016	Unrelated 501(c)(3) organization	509(a)(1)	In collaboration with the Saxelab Cognitive Neuroscience Lab at MIT, to develop assessment tools to measure the impact of Soliya's Virtual Exchange programming on cross-cultural communications and collaboration skill development, as well as on attitudinal and behavioral change	\$25,000 00
Unity Productions Foundation 15408 Tierra Drive Silver Spring, MD 20906	Unrelated 501(c)(3) organization	509(a)(1)	To support marketing efforts for the film entitled, "The Spy Princess and Her Circle Muslim Heroes in World War Two Paris "	\$25,000 00
Aspen Institute 1 Dupont Circle, NW Washington, DC 20036	Unrelated 501(c)(3) organization	509(a)(1)	To develop and pilot a staff training module about religious diversity in partnership with the Anti-Defamation League, Boys	\$15,000 00

**EL-HIBRI CHARITABLE FOUNDATION EIN: 52-2306995**  
**SUPPORTING STATEMENT #20**  
**2014 FORM 990-PF PAGE 11, PART XV – SUPPLEMENTARY INFORMATION**  
**Line 3a, Grants and Contributions Paid**

			and Girls Clubs of America, Interfaith Youth Core and YMCA of the USA	
American Muslim Health Professionals 1284 S Vermont Street Palatine, IL 60067	Unrelated 501(c)(3) organization	509(a)(1)	To support a training program in "Mental Health First Aid" for imams, youth directors and community leaders to improve their capacity to identify and triage individuals suffering from mental health issues	\$3,000 00
Hartford Seminary 77 Sherman Street Hartford, CT 06105	Unrelated 501(c)(3) organization	509(a)(1)	To support one International Peacemaking Program Scholarship	\$20,000 00
Augsburg College Campus Box 142 2211 Riverside Avenue Minneapolis, Minnesota 55454	Unrelated 501(c)(3) organization	509(a)(1)	To support the Annual Nobel Peace Prize Forum designed to inspire peacebuilding by celebrating the work of Nobel Laureates	\$20,000 00
Washington Center 1333 16th Street, NW Washington, DC 20036	Unrelated 501(c)(3) organization	509(a)(1)	To support the Washington Center's Internship Initiative for Muslim-American college students	\$10,000 00
AU Center for Peacebuilding & Development 4400 Massachusetts Avenue Washington, DC 20016	Unrelated 501(c)(3) organization	509(a)(1)	To organize an interactive workshop for Washington, DC area school teachers, school administrators, non-profit staff and government officials focusing on how to maximize the impact of peace education in classrooms	\$9,500 00
Persephone Productions, Inc 6516 Lakeview Drive Falls Church, VA 22401	Unrelated 501(c)(3) organization	509(a)(1)	To produce a documentary aired by PBS' program "To the Contrary" focusing on efforts by Karamah Muslim Women Lawyers for Human Rights to educate and empower Muslim women to achieve their rights	\$90,000 00

**Total: \$430,000.00**

**EL-HIBRI FOUNDATION**  
**Federal Supporting Statements**  
**Tax Year: 2014**  
**EIN: 52-2306995**

**Form 990-PF, Part II, Line 10b**

**Statement 8 - Corporate Stocks with UBS Account xx9588**

<b><u>CORPORATE STOCKS</u></b>	<b><u>Cost Basis</u></b>	<b><u>FMV</u></b>	<b><u>Valuation Method</u></b>
AT&T Inc	\$370,579.24	\$361,730.71	cost
Bank of Nova Scotia Canada	392,486.60	389,913.48	cost
Bank of America Corp	168,369.29	192,299.61	cost
Barclays PLC ADR	311,867.07	321,349.09	cost
BCE INC NEW CAD	201,598.05	217,559.84	cost
BHP Billiton PLC	191,590.26	161,809.00	cost
Boeing Company	151,820.11	162,345.02	cost
Bunge Limited	85,719.57	103,546.49	cost
Chevron Corp	126,287.87	123,398.00	cost
China Petroleum & Chemical	264,718.04	258,907.96	cost
Cosco Systems Inc	490,732.52	608,786.90	cost
Citigroup Inc	341,616.98	371,573.37	cost
Conagra Food Inc	68,497.98	86,019.88	cost
Dow Chemical	184,458.60	191,333.95	cost
Eaton Corp PLC	152,492.53	160,997.24	cost
Emerson Electric Co	180,456.46	191,733.38	cost
Exxon Mobil Corp	128,817.69	127,396.10	cost
Ford Motor Co Com New	151,777.81	162,130.00	cost
General Electric	464,429.14	494,609.71	cost
Goldcorp Inc	127,216.57	132,788.40	cost
Google Inc	189,966.45	195,282.88	cost
Honda Motor Co	324,342.77	302,786.64	cost
Intel Corp	101,840.76	149,950.28	cost
Intl Game Technology	257,874.13	360,456.00	cost
International Paper Co	326,291.78	377,578.26	cost
JP Morgan Chase	206,572.44	225,100.26	cost
Macys Inc	315,494.57	363,663.25	cost
Merck & Co Inc New	254,688.90	263,619.18	cost
Methlife Inc	342,011.68	378,521.82	cost
Novartis AG	124,383.28	122,681.84	cost
Oracle Corp	328,448.76	371,991.84	cost
Pfizer Inc	371,650.08	390,122.60	cost
Prudential Financial Inc	364,410.17	391,329.96	cost
Royal Dutch Shell PLC	432,360.97	430,298.16	cost
Sanofi Spon ADR	369,141.14	349,418.21	cost
SAP SE Spon Adr	155,440.15	154,901.60	cost
Siemens AG	308,180.00	313,600.00	cost
Toronto Dominion Bk	213,385.57	226,333.86	cost
Total SA	38,936.46	36,198.40	cost
Toyota Motor Corp	204,331.89	232,263.48	cost
United Technologies Corp	190,265.60	199,640.00	cost
Vodafone Group PLC	244,340.05	246,502.38	cost
Wal Mart Stores Inc	93,075.56	108,208.80	cost
<b>Sub-total corporate stocks</b>	<b>\$10,312,965.54</b>	<b>\$11,010,677.83</b>	
<b><u>Mutual Funds</u></b>			
Ishares MCSI Germany	307,266.80	324,150.66	cost
Ishares US Real Estate	179,518.02	212,539.44	cost
Market Vectors Gold Miners ETF	152,139.52	152,921.60	cost
Spdr S&P Intl Divd ETF	640,937.75	606,180.52	cost
<b>Sub-total stock mutual funds</b>	<b>\$1,279,862.09</b>	<b>\$1,295,792.22</b>	
<b>Total Statement 8</b>	<b>\$11,592,827.63</b>	<b>\$12,306,470.05</b>	



**UBS FINANCIAL SERVICES INC.**  
Legacy Tower  
7250 Dallas Parkway, 12th FL  
Plano TX 75024-4920

# 2014 Consolidated Form 1099

**Account Number:** PE 29588

**Your Financial Advisor:**

DAVID M WATTS

**Phone:** 469-440-0501/800-288-1515

**Reporting for:**

THE EL-HIBRI CHAR FOUNDATION

THE EL-HIBRI CHAR FOUNDATION

12001 GLEN ROAD


POTOMAC MD 20854-6325

## What's new this year:

Our 1099 Guide at [www.ubs.com/1099information](http://www.ubs.com/1099information) provides access to supplemental tax information you may find useful when filing your income tax return

*This page intentionally left blank.*



 <b>UBS</b> UBS FINANCIAL SERVICES INC 1000 HARBOR BLVD WEEHAWKEN, NJ 07086	<b>Tax Information</b> <b>Account PE 29588</b>	<b>Statement Date: 02/26/2015</b> <b>Document ID: 8151H2G1U2X</b>	<b>2014</b>
	THE EL-HIBRI CHAR FOUNDATION 12001 GLEN ROAD POTOMAC, MD 20854-6325	<b>Your Financial Advisor</b> DAVID M WATTS 469-440-0501  Office Code PE Rep Code PEWD	
PAYER'S Federal ID No 13-2638166	RECIPIENT'S ID No XX-XXX6995		

### Summary Information

DIVIDENDS AND DISTRIBUTIONS		2014 1099-DIV*	OMB No 1545-0110	MISCELLANEOUS INCOME		2014 1099-MISC*	OMB No 1545-0115
1a- Total ordinary dividends (includes line 1b)			330,375 58	2- Royalties			0 00
1b- Qualified dividends			312,916 31	3- Other income			0 00
2a- Total capital gain distributions (includes lines 2b, 2c, 2d)			297 71	<b>4- Federal income tax withheld</b>			<b>0.00</b>
2b- Unrecaptured Section 1250 gain			0 00	8- Substitute payments in lieu of dividends or interest			0 00
2c- Section 1202 gain			0 00				
2d- Collectibles (28%) gain			0 00				
3- Nondividend distributions			0 00				
<b>4- Federal income tax withheld</b>			<b>0.00</b>				
5- Investment expenses			0 00				
7- Foreign country or US possession Various	6- Foreign tax paid		22,807 50				
8- Cash liquidation distributions			0 00				
9- Noncash liquidation distributions			0 00				
10- Exempt-interest dividends (includes line 11)			0 00				
11- Specified private activity bond interest dividends (AMT)			0 00				

### REGULATED FUTURES CONTRACTS 2014 1099-B\* OMB No 1545-0715

8- Profit or (loss) realized in 2014 on closed contracts	0 00
9- Unrealized profit or (loss) on open contracts-12/31/2013	0 00
10- Unrealized profit or (loss) on open contracts-12/31/2014	0 00
11- Aggregate profit or (loss) on contracts	0 00

*If applicable, summaries and details of proceeds from sale transactions appear in subsequent sections of this document*

**\* This is important tax information and is being furnished to the Internal Revenue Service. If you are required to file a return, a negligence penalty or other sanction may be imposed on you if this income is taxable and the IRS determines that it has not been reported.**

### SALES TRANSACTIONS

#### Proceeds, gains, losses and adjustments

Refer to the 1099-B and Proceeds not reported to the IRS pages to ensure that you consider all relevant items and to determine the correct gains and losses. The amounts shown below are for informational purposes.

Term	Form 8949 type	Proceeds	Cost basis	Market discount	Wash sale loss disallowed	Net gain or loss(-)
Short	A (basis reported to the IRS)	21,126,495 74	20,885,473 09	0 00	19,440 71	260,463 36
Short	B (basis not reported to the IRS)	324,045 72	337,469 69	0 00	2,571 89	-10,852 08
Short	C (Form 1099-B not received)	0 00	0 00	0 00	0 00	0 00
	<b>Total Short-term</b>	<b>21,450,541.46</b>	<b>21,222,942.78</b>	<b>0.00</b>	<b>22,012.60</b>	<b>249,611.28</b>
Long	D (basis reported to the IRS)	963,515 13	882,512 05	0 00	172 06	81,175 14
Long	E (basis not reported to the IRS)	0 00	0 00	0 00	0 00	0 00
Long	F (Form 1099-B not received)	0 00	0 00	0 00	0 00	0 00
	<b>Total Long-term</b>	<b>963,515.13</b>	<b>882,512.05</b>	<b>0.00</b>	<b>172.06</b>	<b>81,175.14</b>
Undetermined	B or E (basis not reported to the IRS)	0 00	0 00	0 00	0 00	0 00
Undetermined	C or F (Form 1099-B not received)	0 00	0 00	0 00	0 00	0 00
	<b>Total Undetermined-term</b>	<b>0.00</b>	<b>0.00</b>	<b>0.00</b>	<b>0.00</b>	<b>0.00</b>
	<b>Grand total</b>	<b>22,414,056.59</b>	<b>22,105,454.83</b>	<b>0.00</b>	<b>22,184.66</b>	<b>330,786.42</b>

#### Withholding from Proceeds

Federal income tax withheld	0 00
-----------------------------	------

Changes to dividend tax classifications processed after your original tax form is issued for 2014 may require an amended tax form

UBS FINANCIAL SERVICES INC.

Account PE 29588

**Summary Information**

2014

(continued)

**INTEREST INCOME** **2014 1099-INT\*** OMB No 1545-0112

1- Interest income (not included in line 3)	182 34
2- Early withdrawal penalty	0 00
3- Interest on US Savings Bonds & Treasury obligations	0 00
<b>4- Federal income tax withheld</b>	<b>0.00</b>
5- Investment expenses	93 81
7- Foreign country or US possession	0 00
6- Foreign tax paid	0 00
8- Tax-exempt interest (includes line 9)	0 00
9- Specified private activity bond interest (AMT)	0 00
10- Market discount (covered lots)	0 00
11- Bond premium (total for covered lots, categorized below)	0 00
Non Treasury obligations	0 00
Treasury obligations	0 00
Tax-exempt obligations	0 00
Tax-exempt private activity obligations (AMT)	0 00
12- Tax-exempt bond CUSIP number (see instructions)	

The following amounts of tax-exempt original issue discount are not reported to the IRS

Tax-exempt original issue discount (includes the line below)	0 00
Tax-exempt original issue discount private activity bonds (AMT)	0 00

**ORIGINAL ISSUE DISCOUNT INCOME SUMMARY**

Use bond-by-bond details from the 1099-OID pages to determine reportable amounts of Original Issue Discount income for your tax return(s) The amounts shown in this section are presented for your reference when preparing your tax return(s)

Original issue discount for 2014	0 00
Other periodic interest	0 00
Early withdrawal penalty	0 00
Federal income tax withheld	0 00
Market discount (covered lots)	0 00
Acquisition premium (total for covered lots, categorized below)	0 00
Non Treasury obligations	0 00
Treasury obligations	0 00
Original issue discount on Treasury obligations	0 00
Investment expenses	0 00

**STATE TAX WITHHELD**

Use the details of the State Tax Withholding page(s) to determine the appropriate amounts for your tax return(s) The amounts shown in this section are presented for your reference

1099-DIV total withheld	0 00
1099-INT total withheld	0 00
1099-OID total withheld	0 00
1099-MISC total withheld	0 00
1099-B total withheld	0 00

**ADJUSTMENTS TO INTEREST AND ORIGINAL ISSUE DISCOUNT**

The amounts in this section are not reported to the IRS They are presented here for your reference when preparing your tax return(s)

Taxable accrued interest paid	0 00
Taxable accrued Treasury interest paid	0 00
Tax-exempt accrued interest paid	0 00
Tax-exempt accrued interest paid (AMT)	0 00
Taxable accrued nonqualified interest paid	0 00
Tax-exempt accrued nonqualified interest paid	0 00
Tax-exempt accrued nonqualified interest paid (AMT)	0 00
Nonqualified interest	0 00
Tax-exempt nonqualified interest	0 00
Tax-exempt nonqualified interest (AMT)	0 00
Interest shortfall on contingent payment debt	0 00
Bond premium- Non Treasury obligations (noncovered lots)	0 00
Bond premium- Treasury obligations (noncovered lots)	0 00
Bond premium- Tax-exempt obligations (noncovered lots)	0 00
Bond premium- Tax-exempt obligations (AMT, noncovered lots)	0 00
Acquisition premium- Non Treasury obligations (noncovered lots)	0 00
Acquisition premium- Treasury obligations (noncovered lots)	0 00
Acquisition premium- Tax-exempt obligations (all lots)	0 00
Acquisition premium- Tax-exempt obligations (AMT, all lots)	0 00
Market discount (noncovered lots)	0 00

**NON REPORTED INCOME, FEES, EXPENSES AND EXPENDITURES**

The amounts in this section are not reported to the IRS They are presented here for your reference when preparing your tax return(s)

Other receipts- Partnership distributions	0 00
Other receipts- Foreign tax paid on partnership distributions	0 00
Other receipts- Return of principal distributions	0 00
Other receipts- Deferred income payment	0 00
Expenses- Margin interest	0 00
Expenses- Dividends paid on short position	0 00
Expenses- Interest paid on short position	0 00
Expenses- Non reportable distribution expense	0 00
Expenses- Other expenses	0 00
Expenses- Severance tax	0 00
Fees and payments received- Deemed premium	0 00
Fees and payments received- Organizational expense	0 00
Fees and payments received- Income accrual- UIT	-69 75
Fees and payments received- Miscellaneous fees	53,212 68
Fees and payments received- Basis adjustments	0 00
Fees and payments received- Tax-exempt investment expense	0 00
Fees and payments received- Foreign tax in excess of treaty	0 00
Income and adjustments- Foreign currency gain/loss	0 00

\* This is important tax information and is being furnished to the Internal Revenue Service. If you are required to file a return, a negligence penalty or other sanction may be imposed on you if this income is taxable and the IRS determines that it has not been reported.

UBS FINANCIAL SERVICES INC.

Account PE 29588

## Proceeds from Broker and Barter Exchange Transactions

2014 1099-B\*

OMB No 1545-0715

## 2- SHORT-TERM TRANSACTIONS

5- COVERED tax lots 3- Basis is reported to the IRS\*\*

Report on Form 8949, Part I, with Box A checked

## 1a- Description of property/CUSIP/Symbol

1c- Date sold or disposed	Quantity	6- Reported (G)ross (N)et	1d- Proceeds &	1b- Date acquired	1e- Cost or other basis	1g- Adjustments & 1f- Code(s), if any	Gain or loss(-) & 7- Loss not allowed(X)	Additional information
AFLAC INC COMMON STOCK / CUSIP 001055102 / Symbol AFL								
12/09/14	170 000		10,060 38	09/16/14	10,028 22	0 00	32 16	Sale
AT&T INC / CUSIP 00206R102 / Symbol T								
3 tax lots for 07/17/14 Total proceeds (and cost when required) reported to the IRS								
	945 000		34,264 94	08/09/13	33,079 59	0 00	1,185 35	Sale
	1,344 000		48,732 36	08/14/13	46,488 96	0 00	2,243 40	Sale
	970 000		35,171 42	08/28/13	32,724 70	0 00	2,446 72	Sale
07/17/14	3,259 000		118,168 72	VARIOUS	112,293 25	0 00	5,875 47	Total of 3 lots
AMERICA MOVIL S A B DE C V SER L SPON ADR / CUSIP 02364W105 / Symbol AMX								
2 tax lots for 03/21/14 Total proceeds (and cost when required) reported to the IRS								
	1,805 000		36,677 91	02/21/14	36,669 90	0 00	8 01	Sale
	3,173 000		64,475 90	02/21/14	63,555 03	0 00	920 87	Sale
03/21/14	4,978 000		101,153 81	VARIOUS	100,224 93	0 00	928 88	Total of 2 lots
03/24/14	3,806 000		77,965 18	02/21/14	77,321 69	0 00	643 49	Sale
4 tax lots for 07/09/14 Total proceeds (and cost when required) reported to the IRS								
	3,815 000		82,287 73	02/21/14	77,504 53	0 00	4,783 20	Sale
	1,517 000		32,720 97	03/04/14	29,257 33	0 00	3,463 64	Sale
	2,425 000		52,839 58	03/04/14	46,769 30	0 00	6,070 28	Sale
	669 000		14,577 19	03/26/14	13,258 86	0 00	1,318 33	Sale
07/09/14	8,426 000		182,425 47	VARIOUS	166,790 02	0 00	15,635 45	Total of 4 lots
3 tax lots for 10/08/14 Total proceeds (and cost when required) reported to the IRS								
	4,585 000		113,292 85	03/26/14	90,869 74	0 00	22,423 11	Sale
	3,428 000		84,704 01	03/27/14	66,670 49	0 00	18,033 52	Sale
	1,277 000		31,553 97	04/17/14	25,002 68	0 00	6,551 29	Sale
10/08/14	9,290 000		229,550 83	VARIOUS	182,542 91	0 00	47,007 92	Total of 3 lots
Security total			591,095 29		526,879 55	0 00	64,215 74	
APPLE INC / CUSIP 037833100 / Symbol AAPL								
04/25/14	119 000		67,559 21	04/08/14	62,195 41	0 00	5,363 80	Sale
04/29/14	121 000		71,844 58	04/08/14	63,240 72	0 00	8,603 86	Sale
Security total			139,403 79		125,436 13	0 00	13,967 66	

\* This is important tax information and is being furnished to the Internal Revenue Service. If you are required to file a return, a negligence penalty or other sanction may be imposed on you if this income is taxable and the IRS determines that it has not been reported. Remember, taxpayers are ultimately responsible for the accuracy of their tax return(s).

\*\*For NONCOVERED tax lots, values for "Date acquired," "Cost or other basis" and "Adjustments & Code(s), if any" are provided for your reference and are NOT reported to the IRS. For all tax lots, values for "Gain or loss(-)" and "Additional information" are provided for your reference and are NOT reported to the IRS.

UBS FINANCIAL SERVICES INC.

Account PE 29588

**Proceeds from Broker and Barter Exchange Transactions****2014 1099-B\*****(continued)**

OMB No 1545-0715

**2- SHORT-TERM TRANSACTIONS****5- COVERED tax lots 3- Basis is reported to the IRS\*\***

Report on Form 8949, Part I, with Box A checked

**1a- Description of property/CUSIP/Symbol**

<b>1c- Date sold or disposed</b>	<b>Quantity</b>	<b>1d- Proceeds &amp; Reported (G)ross (N)et</b>	<b>1b- Date acquired</b>	<b>1e- Cost or other basis</b>	<b>1g- Adjustments &amp; 1f- Code(s), if any</b>	<b>Gain or loss(-) &amp; 7- Loss not allowed(X)</b>	<b>Additional information</b>
AVON PRODUCTS INC COMMON STOCK / CUSIP 054303102 / Symbol AVP							
4 tax lots for 08/01/14 Total proceeds (and cost when required) reported to the IRS							
	1,601 000	21,408 08	05/08/14	21,586 43	0 00	-178 35	Sale
	5,297 000	70,833 53	05/08/14	71,419 92	0 00	-586 39	Sale
	7,276 000	97,018 21	05/08/14	98,102 95	0 00	-1,084 74	Sale
	1,972 000	26,368 98	05/22/14	27,252 51	0 00	-883 53	Sale
08/01/14	16,146 000	215,628 80	VARIOUS	218,361 81	0 00	-2,733 01	Total of 4 lots
BCE INC NEW FOREIGN STOCK CAD / CUSIP 05534B760 / Symbol BCE							
3 tax lots for 02/24/14 Total proceeds (and cost when required) reported to the IRS							
	250 000	10,825 99	09/26/13	10,748 69	0 00	77 30	Sale
	888 000	38,453 94	09/30/13	37,976 37	0 00	477 57	Sale
	1,306 000	56,554 99	10/02/13	55,477 23	0 00	1,077 76	Sale
02/24/14	2,444 000	105,834 92	VARIOUS	104,202 29	0 00	1,632 63	Total of 3 lots
3 tax lots for 03/06/14 Total proceeds (and cost when required) reported to the IRS							
	271 000	11,897 59	10/02/13	11,511 74	0 00	385 85	Sale
	1,571 000	68,970 90	10/03/13	66,106 86	0 00	2,864 04	Sale
	359 000	15,761 01	12/05/13	15,756 42	0 00	4 59	Sale
03/06/14	2,201 000	96,629 50	VARIOUS	93,375 02	0 00	3,254 48	Total of 3 lots
04/09/14	2,089 000	92,118 04	12/05/13	91,685 72	0 00	432 32	Sale
3 tax lots for 08/07/14 Total proceeds (and cost when required) reported to the IRS							
	786 000	35,021 94	12/05/13	34,277 30	0 00	744 64	Sale
	844 000	37,606 25	12/05/13	37,042 96	0 00	563 29	Sale
	440 000	19,605 15	12/16/13	18,768 54	0 00	836 61	Sale
08/07/14	2,070 000	92,233 34	VARIOUS	90,088 80	0 00	2,144 54	Total of 3 lots
3 tax lots for 10/28/14 Total proceeds (and cost when required) reported to the IRS							
	498 000	21,802 89	12/16/13	21,242 58	0 00	560 31	Sale
	502 000	21,978 02	01/09/14	20,963 02	0 00	1,015 00	Sale
	2,125 000	93,034 42	03/25/14	89,625 66	0 00	3,408 76	Sale
10/28/14	3,125 000	136,815 33	VARIOUS	131,831 26	0 00	4,984 07	Total of 3 lots
5 tax lots for 10/30/14 Total proceeds (and cost when required) reported to the IRS							
	1,052 000	46,668 75	03/25/14	44,369 98	0 00	2,298 77	Sale

\* This is important tax information and is being furnished to the Internal Revenue Service. If you are required to file a return, a negligence penalty or other sanction may be imposed on you if this income is taxable and the IRS determines that it has not been reported. Remember, taxpayers are ultimately responsible for the accuracy of their tax return(s).

\*\*For NONCOVERED tax lots, values for "Date acquired," "Cost or other basis" and "Adjustments & Code(s), if any" are provided for your reference and are NOT reported to the IRS. For all tax lots, values for "Gain or loss(-)" and "Additional information" are provided for your reference and are NOT reported to the IRS.

UBS FINANCIAL SERVICES INC.

Account PE 29588

## Proceeds from Broker and Barter Exchange Transactions

2014 1099-B\*

(continued)

OMB No 1545-0715

## 2- SHORT-TERM TRANSACTIONS

5- COVERED tax lots 3- Basis is reported to the IRS\*\*

Report on Form 8949, Part I, with Box A checked

## 1a- Description of property/CUSIP/Symbol

1c- Date sold or disposed	Quantity	1d- Proceeds & 6- Reported (G)ross (N)et	1b- Date acquired	1e- Cost or other basis	1g- Adjustments & 1f- Code(s), if any	Gain or loss(-) & 7- Loss not allowed(X)	Additional information
BCE INC NEW FOREIGN STOCK CAD / CUSIP 05534B760 / Symbol BCE (cont'd)							
	360 000	15,970 29	09/22/14	15,619 29	0 00	351 00	Sale
	1 000	44 36	09/25/14	42 73	0 00	1 63	Sale
	34 000	1,508 31	09/25/14	1,460 98	0 00	47 33	Sale
	146 000	6,476 84	10/10/14	6,257 50	0 00	219 34	Sale
10/30/14	1,593 000	70,668 55	VARIOUS	67,750 48	0 00	2,918 07	Total of 5 lots
	Security total	594,299 68		578,933 57	0 00	15,366 11	
BHP BILLITON PLC NEW SPON ADR / CUSIP 05545E209 / Symbol BBL							
10/09/14	690 000	37,735 27	09/11/14	41,468 69	0 00	-3,733 42	Sale
10/13/14	688 000	36,851 87	09/11/14	41,348 50	0 00	-4,496 63	Sale
	Security total	74,587 14		82,817 19	0 00	-8,230 05	
BP PLC SPON ADR / CUSIP 055622104 / Symbol BP							
	2 tax lots for 02/27/14 Total proceeds (and cost when required) reported to the IRS						
	1,347 000	67,860 68	07/30/13	55,949 34	0 00	11,911 34	Sale
	400 000	20,151 65	08/02/13	16,672 00	0 00	3,479 65	Sale
02/27/14	1,747 000	88,012 33	VARIOUS	72,621 34	0 00	15,390 99	Total of 2 lots
	5 tax lots for 10/09/14 Total proceeds (and cost when required) reported to the IRS						
	1,345 000	57,215 17	01/15/14	64,699 53	0 00	-7,484 36	Sale
	2,275 000	96,776 60	03/05/14	111,391 41	0 00	-14,614 81	Sale
	724 000	30,798 35	03/14/14	34,439 67	0 00	-3,641 32	Sale
	913 000	38,838 25	03/20/14	42,468 38	0 00	-3,630 13	Sale
	74 000	3,147 90	04/11/14	3,535 41	0 00	-387 51	Sale
10/09/14	5,331 000	226,776 27	VARIOUS	256,534 40	0 00	-29,758 13	Total of 5 lots
	Security total	314,788 60		329,155 74	0 00	-14,367 14	
BANK OF AMERICA CORP / CUSIP 060505104 / Symbol BAC							
10/07/14	6,242 000	106,254 22	04/10/14	103,277 32	0 00	2,976 90	Sale
10/09/14	3,044 000	51,899 05	04/10/14	50,364 65	0 00	1,534 40	Sale
	Security total	158,153 27		153,641 97	0 00	4,511 30	
BANK OF NOVA SCOTIA CANADAFORIGN STOCK CAD / CUSIP 064149107 / Symbol BNS							
06/27/14	2,222 000	149,082 31	01/07/14	133,211 01	0 00	15,871 30	Sale

\* This is important tax information and is being furnished to the Internal Revenue Service. If you are required to file a return, a negligence penalty or other sanction may be imposed on you if this income is taxable and the IRS determines that it has not been reported. Remember, taxpayers are ultimately responsible for the accuracy of their tax return(s).

\*\*For NONCOVERED tax lots, values for "Date acquired," "Cost or other basis" and "Adjustments & Code(s), if any" are provided for your reference and are NOT reported to the IRS. For all tax lots, values for "Gain or loss(-)" and "Additional information" are provided for your reference and are NOT reported to the IRS.

UBS FINANCIAL SERVICES INC.

Account PE 29588

## Proceeds from Broker and Barter Exchange Transactions

2014 1099-B\*

(continued)

OMB No 1545-0715

## 2- SHORT-TERM TRANSACTIONS

5- COVERED tax lots 3- Basis is reported to the IRS\*\*

Report on Form 8949, Part I, with Box A checked

## 1a- Description of property/CUSIP/Symbol

1c- Date sold or disposed	Quantity	6- Reported (G)ross (N)et	1d- Proceeds &	1b- Date acquired	1e- Cost or other basis	1g- Adjustments & 1f- Code(s), if any	Gain or loss(-) & 7- Loss not allowed(X)	Additional information
BANK OF NOVA SCOTIA CANADAFOREIGN STOCK CAD / CUSIP 064149107 / Symbol BNS (cont'd)								
2 tax lots for 07/17/14 Total proceeds (and cost when required) reported to the IRS								
	944 000	64,048 98		01/07/14	56,593 70	0 00	7,455 28	Sale
	862 000	58,485 41		01/08/14	51,211 36	0 00	7,274 05	Sale
07/17/14	1,806 000	122,534 39		VARIOUS	107,805 06	0 00	14,729 33	Total of 2 lots
	Security total	271,616 70			241,016 07	0 00	30,600 63	
BARCLAYS PLC ADR / CUSIP 06738E204 / Symbol BCS								
5 tax lots for 01/16/14 Total proceeds (and cost when required) reported to the IRS								
	770 000	14,650 32		11/21/13	12,897 09	0 00	1,753 23	Sale
	2,898 000	55,144 64		11/21/13	48,539 97	0 00	6,604 67	Sale
	229 000	4,357 53		11/22/13	3,824 20	0 00	533 33	Sale
	1,535 000	29,339 22		11/22/13	25,681 79	0 00	3,657 43	Sale
	3,868 000	73,931 01		11/22/13	64,593 96	0 00	9,337 05	Sale
01/16/14	9,300 000	177,422 72		VARIOUS	155,537 01	0 00	21,885 71	Total of 5 lots
7 tax lots for 10/09/14 Total proceeds (and cost when required) reported to the IRS								
	6,845 000	101,108 03		11/22/13	114,522 40	0 00	-13,414 37	Sale
	2,498 000	36,898 16		12/13/13	41,241 91	0 00	-4,343 75	Sale
	4,441 000	65,598 36		02/06/14	78,851 82	0 00	-13,253 46	Sale
	4,528 000	66,883 44		02/13/14	76,897 26	0 00	-10,013 82	Sale
	290 000	4,283 61		02/26/14	4,915 46	0 00	-631 85	Sale
	195 000	2,880 36		06/25/14	3,080 86	0 00	-200 50	Sale
	4,745 000	70,088 77		07/02/14	70,937 75	0 00	-848 98	Sale
10/09/14	23,542 000	347,740 73		VARIOUS	390,447 46	0 00	-42,706 73	Total of 7 lots
	Security total	525,163 45			545,984 47	0 00	-20,821 02	
CELGENE CORP COMMON STOCK / CUSIP 151020104 / Symbol CELG								
04/11/14	667 000	93,950 00		03/26/14	96,732 20	2,782 20 W	0 00	Sale
4 tax lots for 05/15/14 Total proceeds (and cost when required) reported to the IRS								
	220 000	33,039 78		03/26/14	31,905 67	0 00	1,134 11	Sale
	27 000	4,054 88		04/04/14	3,803 17	0 00	251 71	Sale
	201 000	30,186 34		04/04/14	29,150 91	0 00	1,035 43	Sale
	231 000	34,691 77		04/04/14	33,281 58	0 00	1,410 19	Sale
05/15/14	679 000	101,972 77		VARIOUS	98,141 33	0 00	3,831 44	Total of 4 lots

\* This is important tax information and is being furnished to the Internal Revenue Service. If you are required to file a return, a negligence penalty or other sanction may be imposed on you if this income is taxable and the IRS determines that it has not been reported. Remember, taxpayers are ultimately responsible for the accuracy of their tax return(s).

\*\*For NONCOVERED tax lots, values for "Date acquired," "Cost or other basis" and "Adjustments & Code(s), if any" are provided for your reference and are NOT reported to the IRS. For all tax lots, values for "Gain or loss(-)" and "Additional information" are provided for your reference and are NOT reported to the IRS.

UBS FINANCIAL SERVICES INC.

Account PE 29588

**Proceeds from Broker and Barter Exchange Transactions**

2014 1099-B\*

(continued)

OMB No 1545-0715

**2- SHORT-TERM TRANSACTIONS****5- COVERED tax lots 3- Basis is reported to the IRS\*\***

Report on Form 8949, Part I, with Box A checked

**1a- Description of property/CUSIP/Symbol**

<b>1c- Date sold or disposed</b>	<b>Quantity</b>	<b>1d- Proceeds &amp; 6- Reported (G)ross (N)et</b>	<b>1b- Date acquired</b>	<b>1e- Cost or other basis</b>	<b>1g- Adjustments &amp; 1f- Code(s), if any</b>	<b>Gain or loss(-) &amp; 7- Loss not allowed(X)</b>	<b>Additional information</b>
CELGENE CORP COMMON STOCK / CUSIP 151020104 / Symbol CELG (cont'd)							
3 tax lots for 06/05/14 Total proceeds (and cost when required) reported to the IRS							
	235 000	37,731 34	04/04/14	34,081 92	0 00	3,649 42	Sale
	248 000	39,818 60	04/08/14	34,144 62	0 00	5,673 98	Sale
	192 000	30,827 30	04/10/14	27,525 10	0 00	3,302 20	Sale
06/05/14	675 000	108,377 24	VARIOUS	95,751 64	0 00	12,625 60	Total of 3 lots
Security total		304,300 01		290,625 17	2,782 20 W	16,457 04	
CHEVRON CORP / CUSIP 166764100 / Symbol CVX							
2 tax lots for 01/02/14 Total proceeds (and cost when required) reported to the IRS							
	119 000	14,770 54	11/04/13	13,982 07	0 00	788 47	Sale
	211 000	26,189 77	11/04/13	24,943 66	0 00	1,246 11	Sale
01/02/14	330 000	40,960 31	VARIOUS	38,925 73	0 00	2,034 58	Total of 2 lots
12/11/14	6 000	641 62	01/13/14	720 05	0 00	-78 43	Sale
12/15/14	485 000	50,131 31	01/13/14	58,204 40	0 00	-8,073 09	Sale
2 tax lots for 12/24/14 Total proceeds (and cost when required) reported to the IRS							
	104 000	11,766 08	01/13/14	12,480 94	0 00	-714 86	Sale
	258 000	29,188 94	01/24/14	30,385 33	0 00	-1,196 39	Sale
12/24/14	362 000	40,955 02	VARIOUS	42,866 27	0 00	-1,911 25	Total of 2 lots
Security total		132,688 26		140,716 45	0 00	-8,028 19	
CHINA PETROLEUM & CHEMICALCORP SPON ADR / CUSIP 16941R108 / Symbol SNP							
01/21/14	424 000	34,707 40	10/23/13	33,391 83	0 00	1,315 57	Sale
3 tax lots for 01/22/14 Total proceeds (and cost when required) reported to the IRS							
	645 000	53,340 62	10/23/13	50,796 53	0 00	2,544 09	Sale
	11 000	909 69	10/24/13	854 15	0 00	55 54	Sale
	35 000	2,894 45	10/24/13	2,721 18	0 00	173 27	Sale
01/22/14	691 000	57,144 76	VARIOUS	54,371 86	0 00	2,772 90	Total of 3 lots
4 tax lots for 02/19/14 Total proceeds (and cost when required) reported to the IRS							
	641 000	53,570 84	10/24/13	49,836 49	0 00	3,734 35	Sale
	53 000	4,429 42	12/19/13	4,277 10	0 00	152 32	Sale
	27 000	2,256 49	12/20/13	2,175 56	0 00	80 93	Sale

\* This is important tax information and is being furnished to the Internal Revenue Service. If you are required to file a return, a negligence penalty or other sanction may be imposed on you if this income is taxable and the IRS determines that it has not been reported. Remember, taxpayers are ultimately responsible for the accuracy of their tax return(s).

\*\*For NONCOVERED tax lots, values for "Date acquired," "Cost or other basis" and "Adjustments & Code(s), if any" are provided for your reference and are NOT reported to the IRS. For all tax lots, values for "Gain or loss(-)" and "Additional information" are provided for your reference and are NOT reported to the IRS.

UBS FINANCIAL SERVICES INC.

Account PE 29588

**Proceeds from Broker and Barter Exchange Transactions**

2014 1099-B\*

(continued)

OMB No 1545-0715

**2- SHORT-TERM TRANSACTIONS****5- COVERED tax lots 3- Basis is reported to the IRS\*\***

Report on Form 8949, Part I, with Box A checked

**1a- Description of property/CUSIP/Symbol**

1c- Date sold or disposed	Quantity	6- Reported (G)ross (N)et	1d- Proceeds & 1b- Date acquired	1e- Cost or other basis	1g- Adjustments & 1f- Code(s), if any	Gain or loss(-) & 7- Loss not allowed(X)	Additional information
CHINA PETROLEUM & CHEMICALCORP SPON ADR / CUSIP 16941R108 / Symbol SNP (cont'd)							
	402 000	33,596 69	12/20/13	32,409 74	0 00	1,186 95	Sale
02/19/14	1,123 000	93,853 44	VARIOUS	88,698 89	0 00	5,154 55	Total of 4 lots
6 tax lots for 02/27/14 Total proceeds (and cost when required) reported to the IRS							
	35 000	3,130 30	12/20/13	2,825 48	0 00	304 82	Sale
	89 000	7,959 92	12/20/13	7,170 18	0 00	789 74	Sale
	116 000	10,374 73	12/20/13	9,352 07	0 00	1,022 66	Sale
	399 000	35,685 48	12/30/13	32,434 41	0 00	3,251 07	Sale
	37 000	3,309 18	01/02/14	2,956 05	0 00	353 13	Sale
	164 000	14,667 71	01/02/14	13,108 75	0 00	1,558 96	Sale
02/27/14	840 000	75,127 32	VARIOUS	67,846 94	0 00	7,280 38	Total of 6 lots
03/27/14	632 000	56,947 22	01/02/14	50,516 63	0 00	6,430 59	Sale
2 tax lots for 04/10/14 Total proceeds (and cost when required) reported to the IRS							
	242 000	22,903 34	01/02/14	19,343 40	0 00	3,559 94	Sale
	135 000	12,776 66	01/09/14	10,063 02	0 00	2,713 64	Sale
04/10/14	377 000	35,680 00	VARIOUS	29,406 42	0 00	6,273 58	Total of 2 lots
3 tax lots for 12/15/14 Total proceeds (and cost when required) reported to the IRS							
	649 000	50,220 93	01/09/14	48,377 04	0 00	1,843 89	Sale
	300 000	23,214 61	01/13/14	22,690 07	0 00	524 54	Sale
	116 000	8,976 31	02/06/14	8,727 55	0 00	248 76	Sale
12/15/14	1,065 000	82,411 85	VARIOUS	79,794 66	0 00	2,617 19	Total of 3 lots
Security total		435,871 99		404,027 23	0 00	31,844 76	
CITIGROUP INC / CUSIP 172967424 / Symbol C							
2 tax lots for 01/06/14 Total proceeds (and cost when required) reported to the IRS							
	505 000	27,284 67	09/12/13	25,404 13	0 00	1,880 54	Sale
	642 000	34,686 66	10/11/13	31,605 01	0 00	3,081 65	Sale
01/06/14	1,147 000	61,971 33	VARIOUS	57,009 14	0 00	4,962 19	Total of 2 lots
5 tax lots for 10/10/14 Total proceeds (and cost when required) reported to the IRS							
	204 000	10,391 53	10/11/13	10,042 72	0 00	348 81	Sale
	778 000	39,630 44	11/05/13	37,600 74	0 00	2,029 70	Sale
	829 000	42,228 33	12/05/13	42,279 00	0 00	-50 67	Sale
	542 000	27,608 87	12/11/13	27,568 99	0 00	39 88	Sale

\* This is important tax information and is being furnished to the Internal Revenue Service. If you are required to file a return, a negligence penalty or other sanction may be imposed on you if this income is taxable and the IRS determines that it has not been reported. Remember, taxpayers are ultimately responsible for the accuracy of their tax return(s).

\*\*For NONCOVERED tax lots, values for "Date acquired," "Cost or other basis" and "Adjustments & Code(s), if any" are provided for your reference and are NOT reported to the IRS. For all tax lots, values for "Gain or loss(-)" and "Additional information" are provided for your reference and are NOT reported to the IRS.



UBS FINANCIAL SERVICES INC.

Account PE 29588

## Proceeds from Broker and Barter Exchange Transactions

2014 1099-B\*

(continued)

OMB No 1545-0715

## 2- SHORT-TERM TRANSACTIONS

5- COVERED tax lots 3- Basis is reported to the IRS\*\*

Report on Form 8949, Part I, with Box A checked

## 1a- Description of property/CUSIP/Symbol

1c- Date sold or disposed	Quantity	6- Reported (G)ross (N)et	1d- Proceeds &	1b- Date acquired	1e- Cost or other basis	1g- Adjustments & 1f- Code(s), if any	Gain or loss(-) & 7- Loss not allowed(X)	Additional information
CITIGROUP INC / CUSIP 172967424 / Symbol C (cont'd)								
	1,027 000	52,314 22		01/16/14	54,759 64	0 00	-2,445 42	Sale
10/10/14	3,380 000	172,173 39		VARIOUS	172,251 09	0 00	-77 70	Total of 5 lots
Security total		234,144 72			229,260 23	0 00	4,884 49	
CONAGRA FOOD INC / CUSIP 205887102 / Symbol CAG								
	2 tax lots for 03/06/14 Total proceeds (and cost when required) reported to the IRS							
	4,654 000	135,223 31		02/11/14	134,952 14	0 00	271 17	Sale
	288 000	8,367 92		02/12/14	8,342 51	0 00	25 41	Sale
03/06/14	4,942 000	143,591 23		VARIOUS	143,294 65	0 00	296 58	Total of 2 lots
	2 tax lots for 03/10/14 Total proceeds (and cost when required) reported to the IRS							
	2,851 000	83,769 49		02/12/14	82,585 02	0 00	1,184 47	Sale
	2,091 000	61,438 79		02/20/14	60,220 63	0 00	1,218 16	Sale
03/10/14	4,942 000	145,208 28		VARIOUS	142,805 65	0 00	2,402 63	Total of 2 lots
09/22/14	2,369 000	79,221 06		06/23/14	68,440 20	0 00	10,780 86	Sale
Security total		368,020 57			354,540 50	0 00	13,480 07	
CORNING INC COMMON STOCK / CUSIP 219350105 / Symbol GLW								
01/06/14	3,560 000	63,236 08		08/20/13	51,442 00	0 00	11,794 08	Sale
	2 tax lots for 01/28/14 Total proceeds (and cost when required) reported to the IRS							
	3,142 000	53,130 29		08/20/13	45,401 90	0 00	7,728 39	Sale
	4,154 000	70,242 92		11/06/13	68,374 69	0 00	1,868 23	Sale
01/28/14	7,296 000	123,373 21		VARIOUS	113,776 59	0 00	9,596 62	Total of 2 lots
Security total		186,609 29			165,218 59	0 00	21,390 70	
EMC CORP MASS / CUSIP 268648102 / Symbol EMC								
01/17/14	2,324 000	60,864 79		10/22/13	56,614 94	0 00	4,249 85	Sale
	2 tax lots for 02/24/14 Total proceeds (and cost when required) reported to the IRS							
	1,794 000	46,362 60		10/22/13	43,703 61	0 00	2,658 99	Sale
	1,379 000	35,637 69		10/28/13	32,876 89	0 00	2,760 80	Sale
02/24/14	3,173 000	82,000 29		VARIOUS	76,580 50	0 00	5,419 79	Total of 2 lots
	2 tax lots for 02/27/14 Total proceeds (and cost when required) reported to the IRS							
	1,520 000	40,211 46		10/28/13	36,238 49	0 00	3,972 97	Sale

\* This is important tax information and is being furnished to the Internal Revenue Service. If you are required to file a return, a negligence penalty or other sanction may be imposed on you if this income is taxable and the IRS determines that it has not been reported. Remember, taxpayers are ultimately responsible for the accuracy of their tax return(s).

\*\*For NONCOVERED tax lots, values for "Date acquired," "Cost or other basis" and "Adjustments & Code(s), if any" are provided for your reference and are NOT reported to the IRS. For all tax lots, values for "Gain or loss(-)" and "Additional information" are provided for your reference and are NOT reported to the IRS.

UBS FINANCIAL SERVICES INC.

Account PE 29588

**Proceeds from Broker and Barter Exchange Transactions**

2014 1099-B\*

(continued)

OMB No 1545-0715

**2- SHORT-TERM TRANSACTIONS****5- COVERED tax lots 3- Basis is reported to the IRS\*\***

Report on Form 8949, Part I, with Box A checked

**1a- Description of property/CUSIP/Symbol**

1c- Date sold or disposed	Quantity	1d- Proceeds & 6- Reported (G)ross (N)et	1b- Date acquired	1e- Cost or other basis	1g- Adjustments & 1f- Code(s), if any	Gain or loss(-) & 7- Loss not allowed(X)	Additional information
EMC CORP MASS / CUSIP 268648102 / Symbol EMC (cont'd)							
	847 000	22,407 31	02/03/14	20,242 97	0 00	2,164 34	Sale
02/27/14	2,367 000	62,618 77	VARIOUS	56,481 46	0 00	6,137 31	Total of 2 lots
03/05/14	2,355 000	63,325 24	02/03/14	56,283 60	0 00	7,041 64	Sale
3 tax lots for 03/12/14 Total proceeds (and cost when required) reported to the IRS							
	966 000	26,167 30	02/03/14	23,087 03	0 00	3,080 27	Sale
	1,368 000	37,056 79	02/05/14	32,564 21	0 00	4,492 58	Sale
	2,453 000	66,447 60	02/05/14	58,500 09	0 00	7,947 51	Sale
03/12/14	4,787 000	129,671 69	VARIOUS	114,151 33	0 00	15,520 36	Total of 3 lots
Security total		398,480 78		360,111 83	0 00	38,368 95	
ENI SPA IT SPON ADR / CUSIP 26874R108 / Symbol E							
2 tax lots for 04/01/14 Total proceeds (and cost when required) reported to the IRS							
	982 000	49,426 39	07/26/13	43,541 80	0 00	5,884 59	Sale
	1,176 000	59,190 86	08/09/13	53,572 78	0 00	5,618 08	Sale
04/01/14	2,158 000	108,617 25	VARIOUS	97,114 58	0 00	11,502 67	Total of 2 lots
5 tax lots for 06/27/14 Total proceeds (and cost when required) reported to the IRS							
	100 000	5,437 35	08/09/13	4,555 51	0 00	881 84	Sale
	160 000	8,699 76	09/09/13	7,332 47	0 00	1,367 29	Sale
	36 000	1,957 44	09/30/13	1,653 52	0 00	303 92	Sale
	2,912 000	158,335 62	10/31/13	145,218 87	0 00	13,116 75	Sale
	17 000	924 35	11/13/13	814 43	0 00	109 92	Sale
06/27/14	3,225 000	175,354 52	VARIOUS	159,574 80	0 00	15,779 72	Total of 5 lots
8 tax lots for 10/09/14 Total proceeds (and cost when required) reported to the IRS							
	43 000	1,865 89	11/13/13	2,060 02	0 00	-194 13	Sale
	369 000	16,011 93	11/13/13	17,696 31	0 00	-1,684 38	Sale
	4 000	173 57	11/19/13	195 03	0 00	-21 46	Sale
	54 000	2,343 21	11/19/13	2,636 74	0 00	-293 53	Sale
	392 000	17,009 96	11/19/13	19,152 56	0 00	-2,142 60	Sale
	720 000	31,242 79	11/27/13	34,680 70	0 00	-3,437 91	Sale
	15 000	650 89	12/02/13	715 91	0 00	-65 02	Sale
	174 000	7,550 34	12/02/13	8,309 76	0 00	-759 42	Sale
10/09/14	1,771 000	76,848 58	VARIOUS	85,447 03	0 00	-8,598 45	Total of 8 lots

\* This is important tax information and is being furnished to the Internal Revenue Service. If you are required to file a return, a negligence penalty or other sanction may be imposed on you if this income is taxable and the IRS determines that it has not been reported. Remember, taxpayers are ultimately responsible for the accuracy of their tax return(s).

\*\*For NONCOVERED tax lots, values for "Date acquired," "Cost or other basis" and "Adjustments & Code(s), if any" are provided for your reference and are NOT reported to the IRS. For all tax lots, values for "Gain or loss(-)" and "Additional information" are provided for your reference and are NOT reported to the IRS.

UBS FINANCIAL SERVICES INC.

Account PE 29588

**Proceeds from Broker and Barter Exchange Transactions****2014 1099-B\*****(continued)**

OMB No 1545-0715

**2- SHORT-TERM TRANSACTIONS****5- COVERED tax lots 3- Basis is reported to the IRS\*\***

Report on Form 8949, Part I, with Box A checked

**1a- Description of property/CUSIP/Symbol**

<b>1c- Date sold or disposed</b>	<b>Quantity</b>	<b>1d- Proceeds &amp; 6- Reported (G)ross (N)et</b>	<b>1b- Date acquired</b>	<b>1e- Cost or other basis</b>	<b>1g- Adjustments &amp; 1f- Code(s), if any</b>	<b>Gain or loss(-) &amp; 7- Loss not allowed(X)</b>	<b>Additional information</b>
ENI SPA IT SPON ADR / CUSIP 26874R108 / Symbol E (cont'd)							
<i>5 tax lots for 10/13/14 Total proceeds (and cost when required) reported to the IRS</i>							
	45 000	1,906 94	12/02/13	2,149 08	0 00	-242 14	Sale
	291 000	12,343 46	12/02/13	13,897 36	0 00	-1,553 90	Sale
	384 000	16,294 27	12/02/13	18,338 77	0 00	-2,044 50	Sale
	172 000	7,288 75	12/05/13	7,950 29	0 00	-661 54	Sale
	566 000	23,985 08	12/05/13	26,174 85	0 00	-2,189 77	Sale
10/13/14	1,458 000	61,818 50	VARIOUS	68,510 35	0 00	-6,691 85	Total of 5 lots
Security total		422,638 85		410,646 76	0 00	11,992 09	
EXXON MOBIL CORP / CUSIP 30231G102 / Symbol XOM							
12/24/14	677 000	63,494 50	03/06/14	63,225 80	0 00	268 70	Sale
FORD MOTOR CO COM NEW / CUSIP 345370860 / Symbol F							
04/07/14	5,843 000	94,386 87	12/18/13	89,695 43	0 00	4,691 44	Sale
06/27/14	5,784 000	99,482 60	12/18/13	88,789 72	0 00	10,692 88	Sale
<i>2 tax lots for 08/06/14 Total proceeds (and cost when required) reported to the IRS</i>							
	510 000	8,662 11	12/18/13	7,828 97	0 00	833 14	Sale
	3,373 000	57,288 79	12/19/13	52,146 58	0 00	5,142 21	Sale
08/06/14	3,883 000	65,950 90	VARIOUS	59,975 55	0 00	5,975 35	Total of 2 lots
09/08/14	3,899 000	65,384 78	12/19/13	60,278 54	0 00	5,106 24	Sale
<i>2 tax lots for 10/20/14 Total proceeds (and cost when required) reported to the IRS</i>							
	504 000	7,081 04	12/19/13	7,791 84	0 00	-710 80	Sale
	3,428 000	48,162 34	12/24/13	51,865 21	0 00	-3,702 87	Sale
10/20/14	3,932 000	55,243 38	VARIOUS	59,657 05	0 00	-4,413 67	Total of 2 lots
Security total		380,448 53		358,396 29	0 00	22,052 24	
FREEPORT-MCMORAN INC / CUSIP 35671D857 / Symbol FCX							
<i>3 tax lots for 12/11/14 Total proceeds (and cost when required) reported to the IRS</i>							
	4,357 000	101,099 80	10/28/14	126,248 35	0 00	-25,148 55	Sale
	2,185 000	50,700 72	10/29/14	62,939 03	0 00	-12,238 31	Sale
	2,000 000	46,407 99	11/06/14	55,120 26	0 00	-8,712 27	Sale
12/11/14	8,542 000	198,208 51	VARIOUS	244,307 64	0 00	-46,099 13	Total of 3 lots

**\* This is important tax information and is being furnished to the Internal Revenue Service. If you are required to file a return, a negligence penalty or other sanction may be imposed on you if this income is taxable and the IRS determines that it has not been reported. Remember, taxpayers are ultimately responsible for the accuracy of their tax return(s).**

**\*\*For NONCOVERED tax lots, values for "Date acquired," "Cost or other basis" and "Adjustments & Code(s), if any" are provided for your reference and are NOT reported to the IRS. For all tax lots, values for "Gain or loss(-)" and "Additional information" are provided for your reference and are NOT reported to the IRS.**

UBS FINANCIAL SERVICES INC.

Account PE 29588

**Proceeds from Broker and Barter Exchange Transactions****2014 1099-B\*****(continued)**

OMB No 1545-0715

**2- SHORT-TERM TRANSACTIONS****5- COVERED tax lots 3- Basis is reported to the IRS\*\***

Report on Form 8949, Part I, with Box A checked

**1a- Description of property/CUSIP/Symbol**

<b>1c- Date sold or disposed</b>	<b>Quantity</b>	<b>1d- Proceeds &amp; Reported (G)ross (N)et</b>	<b>1b- Date acquired</b>	<b>1e- Cost or other basis</b>	<b>1g- Adjustments &amp; 1f- Code(s), if any</b>	<b>Gain or loss(-) &amp; 7- Loss not allowed(X)</b>	<b>Additional information</b>
GENERAL MOTORS CO / CUSIP 37045V100 / Symbol GM							
<i>3 tax lots for 02/05/14 Total proceeds (and cost when required) reported to the IRS</i>							
	1,753 000	62,520 33	01/15/14	68,483 37	0 00	-5,963 04	Sale
	3,974 000	141,731 78	01/15/14	157,767 80	0 00	-16,036 02	Sale
	757 000	26,998 23	01/16/14	29,851 29	0 00	-2,853 06	Sale
02/05/14	6,484 000	231,250 34	VARIOUS	256,102 46	0 00	-24,852 12	Total of 3 lots
04/01/14	5,569 000	193,969 17	03/25/14	192,130 50	0 00	1,838 67	Sale
08/22/14	2,387 000	81,681 33	04/15/14	77,243 32	0 00	4,438 01	Sale
10/10/14	2,395 000	72,974 04	04/15/14	77,502 20	0 00	-4,528 16	Sale
	Security total	579,874 88		602,978 48	0 00	-23,103 60	
GOOGLE INC CL A / CUSIP 38259P508 / Symbol GOOGL							
07/18/14	115 000	69,344 62	04/07/14	61,196 52	0 00	8,148 10	Sale
<i>3 tax lots for 12/08/14 Total proceeds (and cost when required) reported to the IRS</i>							
	120 000	63,999 39	04/07/14	63,857 24	0 00	142 15	Sale
	117 000	62,399 40	10/17/14	61,994 05	0 00	405 35	Sale
	10 000	5,333 28	12/05/14	5,300 30	0 00	32 98	Sale
12/08/14	247 000	131,732 07	VARIOUS	131,151 59	0 00	580 48	Total of 3 lots
12/08/14	113 000	60,266 09	04/15/14	60,327 31	61 22 W	0 00	Sale
	Security total	261,342 78		252,675 42	61 22 W	8,728 58	
HONDA MOTOR CO ADR JAPAN ADR / CUSIP 438128308 / Symbol HMC							
<i>2 tax lots for 07/21/14 Total proceeds (and cost when required) reported to the IRS</i>							
	3,386 000	118,649 59	02/10/14	123,239 56	0 00	-4,589 97	Sale
	1,614 000	56,556 54	02/13/14	59,079 50	0 00	-2,522 96	Sale
07/21/14	5,000 000	175,206 13	VARIOUS	182,319 06	0 00	-7,112 93	Total of 2 lots
<i>5 tax lots for 10/02/14 Total proceeds (and cost when required) reported to the IRS</i>							
	117 000	3,803 91	02/13/14	4,282 72	0 00	-478 81	Sale
	1,866 000	60,667 47	02/21/14	67,647 93	0 00	-6,980 46	Sale
	253 000	8,225 55	04/29/14	8,331 29	0 00	-105 74	Sale
	1,109 000	36,178 54	04/29/14	36,519 37	0 00	-340 83	Sale
	1,650 000	53,849 44	04/29/14	54,334 50	0 00	-485 06	Sale
10/02/14	4,995 000	162,724 91	VARIOUS	171,115 81	0 00	-8,390 90	Total of 5 lots
	Security total	337,931 04		353,434 87	0 00	-15,503 83	

\* This is important tax information and is being furnished to the Internal Revenue Service. If you are required to file a return, a negligence penalty or other sanction may be imposed on you if this income is taxable and the IRS determines that it has not been reported. Remember, taxpayers are ultimately responsible for the accuracy of their tax return(s).

\*\*For NONCOVERED tax lots, values for "Date acquired," "Cost or other basis" and "Adjustments & Code(s), if any" are provided for your reference and are NOT reported to the IRS. For all tax lots, values for "Gain or loss(-)" and "Additional information" are provided for your reference and are NOT reported to the IRS.

UBS FINANCIAL SERVICES INC.

Account PE 29588

## Proceeds from Broker and Barter Exchange Transactions

2014 1099-B\*

(continued)

OMB No 1545-0715

## 2- SHORT-TERM TRANSACTIONS

5- COVERED tax lots 3- Basis is reported to the IRS\*\*

Report on Form 8949, Part I, with Box A checked

## 1a- Description of property/CUSIP/Symbol

1c- Date sold or disposed	Quantity	1d- Proceeds & Reported (G)ross (N)et	1b- Date acquired	1e- Cost or other basis	1g- Adjustments & 1f- Code(s), if any	Gain or loss(-) & 7- Loss not allowed(X)	Additional information
INTEL CORP COMMON STOCK / CUSIP 458140100 / Symbol INTC							
04/07/14	2,231 000	59,365 60	06/24/13	52,383 87	0 00	6,981 73	Sale
INTL BUSINESS MACH / CUSIP 459200101 / Symbol IBM							
3 tax lots for 03/06/14 Total proceeds (and cost when required) reported to the IRS							
	38 000	7,150 41	06/28/13	7,208 22	0 00	-57 81	Sale
	259 000	48,735 70	07/12/13	49,985 45	0 00	-1,249 75	Sale
	315 000	59,273 15	07/19/13	60,942 30	0 00	-1,669 15	Sale
03/06/14	612 000	115,159 26	VARIOUS	118,135 97	0 00	-2,976 71	Total of 3 lots
4 tax lots for 03/25/14 Total proceeds (and cost when required) reported to the IRS							
	3 000	585 33	07/19/13	580 40	0 00	4 93	Sale
	66 000	12,877 15	08/06/13	12,632 41	0 00	244 74	Sale
	57 000	11,121 18	08/09/13	10,686 59	0 00	434 59	Sale
	334 000	65,166 22	09/27/13	62,421 76	0 00	2,744 46	Sale
03/25/14	460 000	89,749 88	VARIOUS	86,321 16	0 00	3,428 72	Total of 4 lots
10/22/14	94 000	15,471 03	05/15/14	17,644 17	0 00	-2,173 14	Sale
2 tax lots for 10/27/14 Total proceeds (and cost when required) reported to the IRS							
	211 000	34,222 33	05/15/14	39,605 52	0 00	-5,383 19	Sale
	283 000	45,900 09	06/11/14	51,591 10	0 00	-5,691 01	Sale
10/27/14	494 000	80,122 42	VARIOUS	91,196 62	0 00	-11,074 20	Total of 2 lots
Security total		300,502 59		313,297 92	0 00	-12,795 33	
ISHARES MSCI BRAZIL CAPPED ETF / CUSIP 464286400 / Symbol EWZ							
3 tax lots for 02/05/14 Total proceeds (and cost when required) reported to the IRS							
	4,970 000	194,820 61	12/19/13	218,112 31	0 00	-23,291 70	Sale
	1,010 000	39,591 31	01/16/14	43,197 70	0 00	-3,606 39	Sale
	3,289 000	128,926 56	01/28/14	131,460 69	0 00	-2,534 13	Sale
02/05/14	9,269 000	363,338 48	VARIOUS	392,770 70	0 00	-29,432 22	Total of 3 lots
2 tax lots for 10/28/14 Total proceeds (and cost when required) reported to the IRS							
	865 000	35,295 31	10/23/14	34,336 64	0 00	958 67	Sale
	3,850 000	157,094 71	10/23/14	156,183 24	0 00	911 47	Sale
10/28/14	4,715 000	192,390 02	VARIOUS	190,519 88	0 00	1,870 14	Total of 2 lots
Security total		555,728 50		583,290 58	0 00	-27,562 08	

\* This is important tax information and is being furnished to the Internal Revenue Service. If you are required to file a return, a negligence penalty or other sanction may be imposed on you if this income is taxable and the IRS determines that it has not been reported. Remember, taxpayers are ultimately responsible for the accuracy of their tax return(s).

\*\*For NONCOVERED tax lots, values for "Date acquired," "Cost or other basis" and "Adjustments & Code(s), if any" are provided for your reference and are NOT reported to the IRS. For all tax lots, values for "Gain or loss(-)" and "Additional information" are provided for your reference and are NOT reported to the IRS.

UBS FINANCIAL SERVICES INC.

Account PE 29588

## Proceeds from Broker and Barter Exchange Transactions

2014 1099-B\*

(continued)

OMB No 1545-0715

## 2- SHORT-TERM TRANSACTIONS

5- COVERED tax lots 3- Basis is reported to the IRS\*\*

Report on Form 8949, Part I, with Box A checked

## 1a- Description of property/CUSIP/Symbol

1c- Date sold or disposed	Quantity	1d- Proceeds & 6- Reported (G)ross (N)et	1b- Date acquired	1e- Cost or other basis	1g- Adjustments & 1f- Code(s), if any	Gain or loss(-) & 7- Loss not allowed(X)	Additional information
ISHARES MSCI EMERGING MARKETSETF / CUSIP 464287234 / Symbol EEM							
04/09/14	3,164 000	132,420 35	11/07/13	133,236 04	0 00	-815 69	Sale
2 tax lots for 04/11/14 Total proceeds (and cost when required) reported to the IRS							
	29 000	1,204 34	11/07/13	1,221 19	0 00	-16 85	Sale
	1,818 000	75,499 87	12/04/13	74,301 66	0 00	1,198 21	Sale
04/11/14	1,847 000	76,704 21	VARIOUS	75,522 85	0 00	1,181 36	Total of 2 lots
3 tax lots for 08/01/14 Total proceeds (and cost when required) reported to the IRS							
	499 000	21,935 56	12/04/13	20,394 13	0 00	1,541 43	Sale
	2,215 000	97,369 24	12/11/13	91,545 95	0 00	5,823 29	Sale
	34 000	1,494 61	12/19/13	1,379 65	0 00	114 96	Sale
08/01/14	2,748 000	120,799 41	VARIOUS	113,319 73	0 00	7,479 68	Total of 3 lots
2 tax lots for 08/04/14 Total proceeds (and cost when required) reported to the IRS							
	541 000	23,938 72	12/19/13	21,952 60	0 00	1,986 12	Sale
	2,215 000	98,011 58	01/28/14	84,718 22	0 00	13,293 36	Sale
08/04/14	2,756 000	121,950 30	VARIOUS	106,670 82	0 00	15,279 48	Total of 2 lots
10/28/14	3,000 000	123,567 27	10/23/14	122,566 50	0 00	1,000 77	Sale
Security total		575,441 54		551,315 94	0 00	24,125 60	
ISHARES US REAL ESTATE ETF / CUSIP 464287739 / Symbol IYR							
4 tax lots for 02/12/14 Total proceeds (and cost when required) reported to the IRS							
	649 000	43,268 08	10/03/13	41,651 24	0 00	1,616 84	Sale
	697 000	46,468 18	10/03/13	44,520 98	0 00	1,947 20	Sale
	62 000	4,133 46	11/07/13	4,045 19	0 00	88 27	Sale
	719 000	47,934 90	11/07/13	46,987 88	0 00	947 02	Sale
02/12/14	2,127 000	141,804 62	VARIOUS	137,205 29	0 00	4,599 33	Total of 4 lots
3 tax lots for 02/24/14 Total proceeds (and cost when required) reported to the IRS							
	186 000	12,640 35	11/07/13	12,155 42	0 00	484 93	Sale
	653 000	44,377 15	11/07/13	42,327 36	0 00	2,049 79	Sale
	745 000	50,629 38	11/07/13	48,687 39	0 00	1,941 99	Sale
02/24/14	1,584 000	107,646 88	VARIOUS	103,170 17	0 00	4,476 71	Total of 3 lots
2 tax lots for 03/06/14 Total proceeds (and cost when required) reported to the IRS							
	385 000	26,572 24	11/07/13	24,955 64	0 00	1,616 60	Sale

\* This is important tax information and is being furnished to the Internal Revenue Service. If you are required to file a return, a negligence penalty or other sanction may be imposed on you if this income is taxable and the IRS determines that it has not been reported. Remember, taxpayers are ultimately responsible for the accuracy of their tax return(s).

\*\*For NONCOVERED tax lots, values for "Date acquired," "Cost or other basis" and "Adjustments & Code(s), if any" are provided for your reference and are NOT reported to the IRS. For all tax lots, values for "Gain or loss(-)" and "Additional information" are provided for your reference and are NOT reported to the IRS.

UBS FINANCIAL SERVICES INC.

Account PE 29588

**Proceeds from Broker and Barter Exchange Transactions**

2014 1099-B\*

(continued)

OMB No 1545-0715

**2- SHORT-TERM TRANSACTIONS****5- COVERED tax lots 3- Basis is reported to the IRS\*\***

Report on Form 8949, Part I, with Box A checked

**1a- Description of property/CUSIP/Symbol**

1c- Date sold or disposed	Quantity	6- Reported (G)ross (N)et	1d- Proceeds &	1b- Date acquired	1e- Cost or other basis	1g- Adjustments & 1f- Code(s), if any	Gain or loss(-) & 7- Loss not allowed(X)	Additional information
ISHARES US REAL ESTATE ETF / CUSIP 464287739 / Symbol IYR (cont'd)								
	816 000		56,319 34	11/08/13	51,854 99	0 00	4,464 35	Sale
03/06/14	1,201 000		82,891 58	VARIOUS	76,810 63	0 00	6,080 95	Total of 2 lots
3 tax lots for 05/27/14 Total proceeds (and cost when required) reported to the IRS								
	270 000		19,237 07	11/08/13	17,157 90	0 00	2,079 17	Sale
	1,138 000		81,080 71	11/19/13	72,737 83	0 00	8,342 88	Sale
	427 000		30,423 08	11/22/13	27,075 11	0 00	3,347 97	Sale
05/27/14	1,835 000		130,740 86	VARIOUS	116,970 84	0 00	13,770 02	Total of 3 lots
Security total			463,083 94		434,156 93	0 00	28,927 01	
ISHARES TRUST S&P GLOBALUTILITIES INDEX FUND / CUSIP 464288711 / Symbol JXI								
02/03/14	2,185 000		96,296 91	01/09/14	94,697 90	0 00	1,599 01	Sale
3 tax lots for 02/11/14 Total proceeds (and cost when required) reported to the IRS								
	2,173 000		97,426 54	01/09/14	94,177 82	0 00	3,248 72	Sale
	602 000		26,990 69	02/05/14	26,220 82	0 00	769 87	Sale
	2,776 000		125,116 83	02/05/14	120,911 97	0 00	4,204 86	Sale
02/11/14	5,551 000		249,534 06	VARIOUS	241,310 61	0 00	8,223 45	Total of 3 lots
Security total			345,830 97		336,008 51	0 00	9,822 46	
JPMORGAN CHASE & CO / CUSIP 46625H100 / Symbol JPM								
01/06/14	496 000		29,370 13	08/02/13	27,929 76	0 00	1,440 37	Sale
3 tax lots for 03/10/14 Total proceeds (and cost when required) reported to the IRS								
	849 000		50,192 00	08/02/13	47,807 19	0 00	2,384 81	Sale
	167 000		9,872 87	08/08/13	9,109 49	0 00	763 38	Sale
	108 000		6,384 85	01/21/14	6,243 92	0 00	140 93	Sale
03/10/14	1,124 000		66,449 72	VARIOUS	63,160 60	0 00	3,289 12	Total of 3 lots
10/10/14	1,767 000		105,382 61	01/21/14	102,157 51	0 00	3,225 10	Sale
Security total			201,202 46		193,247 87	0 00	7,954 59	
JOHNSON & JOHNSON COM COMMONSTOCK / CUSIP 478160104 / Symbol JNJ								
02/14/14	426 000		39,443 01	01/24/14	39,046 83	0 00	396 18	Sale
3 tax lots for 02/14/14 Total proceeds (and cost when required) reported to the IRS								
	270 000		24,999 09	01/21/14	25,112 98	113 89 W	0 00	Sale

\* This is important tax information and is being furnished to the Internal Revenue Service. If you are required to file a return, a negligence penalty or other sanction may be imposed on you if this income is taxable and the IRS determines that it has not been reported. Remember, taxpayers are ultimately responsible for the accuracy of their tax return(s).

\*\*For NONCOVERED tax lots, values for "Date acquired," "Cost or other basis" and "Adjustments & Code(s), if any" are provided for your reference and are NOT reported to the IRS. For all tax lots, values for "Gain or loss(-)" and "Additional information" are provided for your reference and are NOT reported to the IRS.

UBS FINANCIAL SERVICES INC.

Account PE 29588

**Proceeds from Broker and Barter Exchange Transactions****2014 1099-B\*****(continued)**

OMB No 1545-0715

**2- SHORT-TERM TRANSACTIONS****5- COVERED tax lots 3- Basis is reported to the IRS\*\***

Report on Form 8949, Part I, with Box A checked

**1a- Description of property/CUSIP/Symbol**

<b>1c- Date sold or disposed</b>	<b>Quantity</b>	<b>6- Reported</b>	<b>1d- Proceeds &amp; (G)ross (N)et</b>	<b>1b- Date acquired</b>	<b>1e- Cost or other basis</b>	<b>1g- Adjustments &amp; 1f- Code(s), if any</b>	<b>Gain or loss(-) &amp; 7- Loss not allowed(X)</b>	<b>Additional information</b>
JOHNSON & JOHNSON COM COMMONSTOCK / CUSIP 478160104 / Symbol JNJ (cont'd)								
	1,370 000		126,930 65	01/21/14	127,425 10	494 45 W	0 00	Sale
	676 000		62,590 31	01/23/14	63,127 53	537 22 W	0 00	Sale
02/14/14	2,316 000		214,520 05	VARIOUS	215,665 61	1,145 56 W	0 00	Total of 3 lots
3 tax lots for 03/06/14 Total proceeds (and cost when required) reported to the IRS								
	161 000		15,054 01	02/21/14	14,753 51	0 00	300 50	Sale
	194 000		18,139 62	02/21/14	17,859 35	0 00	280 27	Sale
	268 000		25,058 85	02/21/14	24,655 36	0 00	403 49	Sale
03/06/14	623 000		58,252 48	VARIOUS	57,268 22	0 00	984 26	Total of 3 lots
2 tax lots for 03/17/14 Total proceeds (and cost when required) reported to the IRS								
	76 000		7,123 19	02/21/14	6,996 46	0 00	126 73	Sale
	649 000		60,828 26	02/21/14	59,987 99	0 00	840 27	Sale
03/17/14	725 000		67,951 45	VARIOUS	66,984 45	0 00	967 00	Total of 2 lots
2 tax lots for 03/21/14 Total proceeds (and cost when required) reported to the IRS								
	27 000		2,560 12	02/21/14	2,495 65	0 00	64 47	Sale
	704 000		66,752 74	02/24/14	64,423 00	0 00	2,329 74	Sale
03/21/14	731 000		69,312 86	VARIOUS	66,918 65	0 00	2,394 21	Total of 2 lots
Security total			449,479 85		445,883 76	1,145 56 W	4,741 65	
KELLOGG CO COMMON STOCK / CUSIP 487836108 / Symbol K								
2 tax lots for 02/18/14 Total proceeds (and cost when required) reported to the IRS								
	201 000		12,072 50	12/18/13	11,985 58	0 00	86 92	Sale
	1,275 000		76,579 26	12/18/13	76,108 52	0 00	470 74	Sale
02/18/14	1,476 000		88,651 76	VARIOUS	88,094 10	0 00	557 66	Total of 2 lots
03/05/14	739 000		45,264 04	12/18/13	44,113 10	0 00	1,150 94	Sale
3 tax lots for 04/11/14 Total proceeds (and cost when required) reported to the IRS								
	894 000		58,693 73	12/18/13	53,365 50	0 00	5,328 23	Sale
	52 000		3,413 96	01/06/14	3,118 16	0 00	295 80	Sale
	1,299 000		85,283 17	01/29/14	75,754 98	0 00	9,528 19	Sale
04/11/14	2,245 000		147,390 86	VARIOUS	132,238 64	0 00	15,152 22	Total of 3 lots
Security total			281,306 66		264,445 84	0 00	16,860 82	

\* This is important tax information and is being furnished to the Internal Revenue Service. If you are required to file a return, a negligence penalty or other sanction may be imposed on you if this income is taxable and the IRS determines that it has not been reported. Remember, taxpayers are ultimately responsible for the accuracy of their tax return(s).

\*\*For NONCOVERED tax lots, values for "Date acquired," "Cost or other basis" and "Adjustments & Code(s), if any" are provided for your reference and are NOT reported to the IRS. For all tax lots, values for "Gain or loss(-)" and "Additional information" are provided for your reference and are NOT reported to the IRS.



UBS FINANCIAL SERVICES INC.

Account PE 29588

**Proceeds from Broker and Barter Exchange Transactions****2014 1099-B\*****(continued)**

OMB No 1545-0715

**2- SHORT-TERM TRANSACTIONS****5- COVERED tax lots 3- Basis is reported to the IRS\*\***

Report on Form 8949, Part I, with Box A checked

**1a- Description of property/CUSIP/Symbol**

<b>1c- Date sold or disposed</b>	<b>Quantity</b>	<b>6- Reported (G)ross (N)et</b>	<b>1d- Proceeds &amp;</b>	<b>1b- Date acquired</b>	<b>1e- Cost or other basis</b>	<b>1g- Adjustments &amp; 1f- Code(s), if any</b>	<b>Gain or loss(-) &amp; 7- Loss not allowed(X)</b>	<b>Additional information</b>
KINDER MORGAN INC / CUSIP 49456B101 / Symbol KMI								
01/02/14	2,605 000		93,622 07	12/11/13	85,697 24	0 00	7,924 83	Sale
12/15/14	7,912 000		306,837 56	02/27/14	253,882 49	0 00	52,955 07	Sale
Security total			400,459 63		339,579 73	0 00	60,879 90	
KINROSS GOLD CORP NEWFOREIGN STOCK CAD / CUSIP 496902404 / Symbol KGC								
9 tax lots for 09/26/14 Total proceeds (and cost when required) reported to the IRS								
130 000			441 44	04/01/14	543 40	0 00	-101 96	Sale
2,504 000			8,530 07	04/01/14	10,497 34	0 00	-1,967 27	Sale
5,724 000			19,437 26	04/01/14	23,996 31	0 00	-4,559 05	Sale
7,410 000			25,201 64	04/01/14	31,064 40	0 00	-5,862 76	Sale
7,531 000			25,683 97	04/01/14	31,571 66	0 00	-5,887 69	Sale
9,831 000			33,424 66	04/01/14	41,213 79	0 00	-7,789 13	Sale
13,268 000			45,167 32	04/01/14	55,622 46	0 00	-10,455 14	Sale
15,313 000			52,164 94	04/01/14	62,926 95	0 00	-10,762 01	Sale
9,131 000			31,006 57	04/17/14	37,315 36	0 00	-6,308 79	Sale
09/26/14	70,842 000		241,057 87	VARIOUS	294,751 67	0 00	-53,693 80	Total of 9 lots
LOEWS CORP COMMON STOCK / CUSIP 540424108 / Symbol L								
6 tax lots for 10/09/14 Total proceeds (and cost when required) reported to the IRS								
80 000			3,327 40	02/27/14	3,467 33	0 00	-139 93	Sale
786 000			32,691 75	02/27/14	33,995 36	0 00	-1,303 61	Sale
1,411 000			58,687 09	02/27/14	60,990 47	0 00	-2,303 38	Sale
4,277 000			177,891 36	02/28/14	186,631 60	0 00	-8,740 24	Sale
696 000			28,948 41	03/03/14	29,986 99	0 00	-1,038 58	Sale
1,033 000			42,965 11	03/26/14	44,886 00	0 00	-1,920 89	Sale
10/09/14	8,283 000		344,511 12	VARIOUS	359,957 75	0 00	-15,446 63	Total of 6 lots
MACY'S INC / CUSIP 55616P104 / Symbol M								
02/28/14	1,633 000		94,385 76	09/10/13	72,736 55	0 00	21,649 21	Sale
MARKET VECTORS GOLD MINERS ETF / CUSIP 57060U100 / Symbol GDV								
2 tax lots for 08/04/14 Total proceeds (and cost when required) reported to the IRS								
1,552 000			40,698 75	05/27/14	34,811 36	0 00	5,887 39	Sale

\* This is important tax information and is being furnished to the Internal Revenue Service. If you are required to file a return, a negligence penalty or other sanction may be imposed on you if this income is taxable and the IRS determines that it has not been reported. Remember, taxpayers are ultimately responsible for the accuracy of their tax return(s).

\*\*For NONCOVERED tax lots, values for "Date acquired," "Cost or other basis" and "Adjustments & Code(s), if any" are provided for your reference and are NOT reported to the IRS. For all tax lots, values for "Gain or loss(-)" and "Additional information" are provided for your reference and are NOT reported to the IRS.

UBS FINANCIAL SERVICES INC.

Account PE 29588

**Proceeds from Broker and Barter Exchange Transactions****2014 1099-B\*****(continued)**

OMB No 1545-0715

**2- SHORT-TERM TRANSACTIONS****5- COVERED tax lots 3- Basis is reported to the IRS\*\***

Report on Form 8949, Part I, with Box A checked

**1a- Description of property/CUSIP/Symbol**

<b>1c- Date sold or disposed</b>	<b>Quantity</b>	<b>6- Reported (G)ross (N)et</b>	<b>1d- Proceeds &amp; 1b- Date acquired</b>	<b>1e- Cost or other basis</b>	<b>1g- Adjustments &amp; 1f- Code(s), if any</b>	<b>Gain or loss(-) &amp; 7- Loss not allowed(X)</b>	<b>Additional information</b>
MARKET VECTORS GOLD MINERS ETF / CUSIP 57060U100 / Symbol GDX (cont'd)							
	2,671 000	70,042 75	05/27/14	60,863 36	0 00	9,179 39	Sale
08/04/14	4,223 000	110,741 50	VARIOUS	95,674 72	0 00	15,066 78	Total of 2 lots
08/06/14	2,846 000	75,474 25	05/27/14	64,851 04	0 00	10,623 21	Sale
7 tax lots for 12/01/14 Total proceeds (and cost when required) reported to the IRS							
	5,760 000	111,498 38	05/27/14	131,251 58	0 00	-19,753 20	Sale
	58 000	1,122 73	09/18/14	1,349 66	0 00	-226 93	Sale
	1,463 000	28,319 81	09/25/14	32,010 44	0 00	-3,690 63	Sale
	1,790 000	34,625 32	09/25/14	39,165 20	0 00	-4,539 88	Sale
	1,293 000	25,032 29	10/03/14	26,903 23	0 00	-1,870 94	Sale
	1,894 000	36,637 07	10/03/14	39,408 14	0 00	-2,771 07	Sale
	1,467 000	28,400 90	10/30/14	26,825 56	0 00	1,575 34	Sale
12/01/14	13,725 000	265,636 50	VARIOUS	296,913 81	0 00	-31,277 31	Total of 7 lots
Security total		451,852 25		457,439 57	0 00	-5,587 32	
MERCK & CO INC NEW COM / CUSIP 58933Y105 / Symbol MRK							
2 tax lots for 02/03/14 Total proceeds (and cost when required) reported to the IRS							
	245 000	13,003 25	10/29/13	11,133 99	0 00	1,869 26	Sale
	740 000	39,275 14	10/31/13	33,503 72	0 00	5,771 42	Sale
02/03/14	985 000	52,278 39	VARIOUS	44,637 71	0 00	7,640 68	Total of 2 lots
10/27/14	1,758 000	100,256 52	10/15/14	97,344 88	0 00	2,911 64	Sale
Security total		152,534 91		141,982 59	0 00	10,552 32	
METLIFE INC / CUSIP 59156R108 / Symbol MET							
2 tax lots for 03/10/14 Total proceeds (and cost when required) reported to the IRS							
	540 000	28,878 70	09/19/13	25,449 72	0 00	3,428 98	Sale
	1,049 000	56,099 54	10/31/13	49,863 32	0 00	6,236 22	Sale
03/10/14	1,589 000	84,978 24	VARIOUS	75,313 04	0 00	9,665 20	Total of 2 lots
MICROSOFT CORP / CUSIP 594918104 / Symbol MSFT							
02/03/14	2,659 000	100,774 35	01/09/14	94,587 61	0 00	6,186 74	Sale
02/13/14	2,659 000	100,264 04	01/09/14	94,587 60	0 00	5,676 44	Sale
Security total		201,038 39		189,175 21	0 00	11,863 18	

\* This is important tax information and is being furnished to the Internal Revenue Service. If you are required to file a return, a negligence penalty or other sanction may be imposed on you if this income is taxable and the IRS determines that it has not been reported. Remember, taxpayers are ultimately responsible for the accuracy of their tax return(s).

\*\*For NONCOVERED tax lots, values for "Date acquired," "Cost or other basis" and "Adjustments & Code(s), if any" are provided for your reference and are NOT reported to the IRS. For all tax lots, values for "Gain or loss(-)" and "Additional information" are provided for your reference and are NOT reported to the IRS.

UBS FINANCIAL SERVICES INC.

Account PE 29588

## Proceeds from Broker and Barter Exchange Transactions

2014 1099-B\*

(continued)

OMB No 1545-0715

## 2- SHORT-TERM TRANSACTIONS

5- COVERED tax lots 3- Basis is reported to the IRS\*\*

Report on Form 8949, Part I, with Box A checked

## 1a- Description of property/CUSIP/Symbol

1c- Date sold or disposed	Quantity	1d- Proceeds & 6- Reported (G)ross (N)et	1b- Date acquired	1e- Cost or other basis	1g- Adjustments & 1f- Code(s), if any	Gain or loss(-) & 7- Loss not allowed(X)	Additional information
MOBILE TELESYSTEMS OJSC SPONADR / CUSIP 607409109 / Symbol MBT							
05/27/14	7,603 000	139,889 81	04/10/14	125,949 32	0 00	13,940 49	Sale
11/06/14	5,232 000	72,321 00	10/06/14	77,913 70	0 00	-5,592 70	Sale
Security total		212,210 81		203,863 02	0 00	8,347 79	
NEWMONT MINING CORP (HOLDINGCO ) / CUSIP 651639106 / Symbol NEM							
01/24/14	5,433 000	138,713 92	12/26/13	127,653 52	0 00	11,060 40	Sale
2 tax lots for 02/11/14 Total proceeds (and cost when required) reported to the IRS							
	8,031 000	183,759 80	12/26/13	188,696 02	0 00	-4,936 22	Sale
	139 000	3,180 50	12/30/13	3,250 54	0 00	-70 04	Sale
02/11/14	8,170 000	186,940 30	VARIOUS	191,946 56	0 00	-5,006 26	Total of 2 lots
Security total		325,654 22		319,600 08	0 00	6,054 14	
LUKOIL OIL CO SPON ADR / CUSIP 677862104 / Symbol LUKOY							
7 tax lots for 12/11/14 Total proceeds (and cost when required) reported to the IRS							
	586 000	23,384 04	03/18/14	31,058 00	0 00	-7,673 96	Sale
	752 000	30,008 20	03/19/14	39,518 72	0 00	-9,510 52	Sale
	2,999 000	119,673 63	03/19/14	158,051 53	0 00	-38,377 90	Sale
	186 000	7,422 24	04/01/14	10,378 80	0 00	-2,956 56	Sale
	859 000	34,277 98	04/07/14	46,197 42	0 00	-11,919 44	Sale
	820 000	32,721 70	04/14/14	42,845 00	0 00	-10,123 30	Sale
	134 000	5,347 20	10/01/14	6,758 29	0 00	-1,411 09	Sale
12/11/14	6,336 000	252,834 99	VARIOUS	334,807 76	0 00	-81,972 77	Total of 7 lots
ORACLE CORP / CUSIP 68389X105 / Symbol ORCL							
01/06/14	550 000	20,683 49	10/23/13	17,876 72	0 00	2,806 77	Sale
01/17/14	1,150 000	43,998 23	10/23/13	37,378 59	0 00	6,619 64	Sale
Security total		64,681 72		55,255 31	0 00	9,426 41	
PETROCHINA CO LTD SPON ADR / CUSIP 71646E100 / Symbol PTR							
04/07/14	780 000	87,518 01	01/28/14	77,615 97	0 00	9,902 04	Sale
04/11/14	771 000	87,468 59	01/28/14	76,720 39	0 00	10,748 20	Sale
2 tax lots for 11/14/14 Total proceeds (and cost when required) reported to the IRS							
	619 000	70,103 34	01/28/14	61,794 28	0 00	8,309 06	Sale

\* This is important tax information and is being furnished to the Internal Revenue Service. If you are required to file a return, a negligence penalty or other sanction may be imposed on you if this income is taxable and the IRS determines that it has not been reported. Remember, taxpayers are ultimately responsible for the accuracy of their tax return(s).

\*\*For NONCOVERED tax lots, values for "Date acquired," "Cost or other basis" and "Adjustments & Code(s), if any" are provided for your reference and are NOT reported to the IRS. For all tax lots, values for "Gain or loss(-)" and "Additional information" are provided for your reference and are NOT reported to the IRS.

UBS FINANCIAL SERVICES INC.

Account PE 29588

## Proceeds from Broker and Barter Exchange Transactions

2014 1099-B\*

(continued)

OMB No 1545-0715

## 2- SHORT-TERM TRANSACTIONS

5- COVERED tax lots 3- Basis is reported to the IRS\*\*

Report on Form 8949, Part I, with Box A checked

## 1a- Description of property/CUSIP/Symbol

1c- Date sold or disposed	Quantity	1d- Proceeds & Reported (G)ross (N)et	1b- Date acquired	1e- Cost or other basis	1g- Adjustments & 1f- Code(s), if any	Gain or loss(-) & 7- Loss not allowed(X)	Additional information
PETROCHINA CO LTD SPON ADR / CUSIP 71646E100 / Symbol PTR (cont'd)							
	937 000	106,117 66	01/28/14	93,238 67	0 00	12,878 99	Sale
11/14/14	1,556 000	176,221 00	VARIOUS	155,032 95	0 00	21,188 05	Total of 2 lots
Security total		351,207 60		309,369 31	0 00	41,838 29	
PETROLEO BRASILEIRO SA SPONADR / CUSIP 71654V408 / Symbol PBR							
3 tax lots for 01/28/14 Total proceeds (and cost when required) reported to the IRS							
	13,898 000	160,689 71	12/23/13	188,918 03	0 00	-28,228 32	Sale
	4,769 000	55,139 53	12/26/13	64,762 72	0 00	-9,623 19	Sale
	5,570 000	64,400 76	01/03/14	72,840 05	0 00	-8,439 29	Sale
01/28/14	24,237 000	280,230 00	VARIOUS	326,520 80	0 00	-46,290 80	Total of 3 lots
03/26/14	8,740 000	106,188 65	03/04/14	97,151 81	0 00	9,036 84	Sale
04/07/14	3,534 000	49,436 36	03/04/14	39,283 13	0 00	10,153 23	Sale
08/06/14	4,661 000	77,417 50	03/04/14	51,810 59	0 00	25,606 91	Sale
2 tax lots for 10/06/14 Total proceeds (and cost when required) reported to the IRS							
	294 000	4,748 00	03/04/14	3,268 04	0 00	1,479 96	Sale
	4,416 000	71,316 82	03/07/14	49,326 72	0 00	21,990 10	Sale
10/06/14	4,710 000	76,064 82	VARIOUS	52,594 76	0 00	23,470 06	Total of 2 lots
2 tax lots for 10/08/14 Total proceeds (and cost when required) reported to the IRS							
	1,214 000	19,544 97	03/07/14	13,560 38	0 00	5,984 59	Sale
	3,529 000	56,815 64	03/07/14	38,324 59	0 00	18,491 05	Sale
10/08/14	4,743 000	76,360 61	VARIOUS	51,884 97	0 00	24,475 64	Total of 2 lots
Security total		665,697 94		619,246 06	0 00	46,451 88	
QUEST DIAGNOSTICS INC / CUSIP 74834L100 / Symbol DGX							
2 tax lots for 03/13/14 Total proceeds (and cost when required) reported to the IRS							
	254 000	13,852 68	12/12/13	13,689 42	0 00	163 26	Sale
	1,286 000	70,136 03	12/12/13	69,229 98	0 00	906 05	Sale
03/13/14	1,540 000	83,988 71	VARIOUS	82,919 40	0 00	1,069 31	Total of 2 lots
03/17/14	1,139 000	61,543 10	12/12/13	61,386 78	0 00	156 32	Sale
03/19/14	861 000	48,243 80	12/12/13	46,403 89	0 00	1,839 91	Sale
2 tax lots for 03/26/14 Total proceeds (and cost when required) reported to the IRS							
	537 000	31,150 79	12/12/13	28,941 79	0 00	2,209 00	Sale

\* This is important tax information and is being furnished to the Internal Revenue Service. If you are required to file a return, a negligence penalty or other sanction may be imposed on you if this income is taxable and the IRS determines that it has not been reported. Remember, taxpayers are ultimately responsible for the accuracy of their tax return(s).

\*\*For NONCOVERED tax lots, values for "Date acquired," "Cost or other basis" and "Adjustments & Code(s), if any" are provided for your reference and are NOT reported to the IRS. For all tax lots, values for "Gain or loss(-)" and "Additional information" are provided for your reference and are NOT reported to the IRS.

UBS FINANCIAL SERVICES INC.

Account PE 29588

**Proceeds from Broker and Barter Exchange Transactions**

2014 1099-B\*

(continued)

OMB No 1545-0715

**2- SHORT-TERM TRANSACTIONS***5- COVERED tax lots 3- Basis is reported to the IRS\*\**

Report on Form 8949, Part I, with Box A checked

**1a- Description of property/CUSIP/Symbol**

1c- Date sold or disposed	Quantity	1d- Proceeds & 6- Reported (G)ross (N)et	1b- Date acquired	1e- Cost or other basis	1g- Adjustments & 1f- Code(s), if any	Gain or loss(-) & 7- Loss not allowed(X)	Additional information
QUEST DIAGNOSTICS INC / CUSIP 74834L100 / Symbol DGX (cont'd)							
	107 000	6,206 96	12/19/13	5,695 61	0 00	511 35	Sale
03/26/14	644 000	37,357 75	VARIOUS	34,637 40	0 00	2,720 35	Total of 2 lots
04/01/14	492 000	29,515 16	12/19/13	26,189 16	0 00	3,326 00	Sale
2 tax lots for 04/02/14 Total proceeds (and cost when required) reported to the IRS							
	569 000	34,802 54	12/19/13	30,287 87	0 00	4,514 67	Sale
	885 000	54,130 50	12/19/13	46,816 50	0 00	7,314 00	Sale
04/02/14	1,454 000	88,933 04	VARIOUS	77,104 37	0 00	11,828 67	Total of 2 lots
Security total		349,581 56		328,641 00	0 00	20,940 56	
RIO TINTO PLC SPON ADR / CUSIP 767204100 / Symbol RIO							
04/02/14	1,070 000	60,282 47	03/05/14	58,572 36	0 00	1,710 11	Sale
3 tax lots for 10/09/14 Total proceeds (and cost when required) reported to the IRS							
	1,253 000	61,981 68	03/18/14	66,372 80	0 00	-4,391 12	Sale
	862 000	42,640 24	04/15/14	47,563 16	0 00	-4,922 92	Sale
	373 000	18,451 05	04/28/14	20,000 26	0 00	-1,549 21	Sale
10/09/14	2,488 000	123,072 97	VARIOUS	133,936 22	0 00	-10,863 25	Total of 3 lots
10/09/14	1,258 000	62,229 02	03/05/14	68,863 58	2,636 95 W	-3,997 61	Sale
2 tax lots for 10/14/14 Total proceeds (and cost when required) reported to the IRS							
	480 000	24,368 30	04/28/14	25,737 60	0 00	-1,369 30	Sale
	265 000	13,453 33	05/30/14	13,602 03	0 00	-148 70	Sale
10/14/14	745 000	37,821 63	VARIOUS	39,339 63	0 00	-1,518 00	Total of 2 lots
3 tax lots for 11/24/14 Total proceeds (and cost when required) reported to the IRS							
	1,725 000	80,285 06	05/30/14	88,541 55	0 00	-8,256 49	Sale
	30 000	1,396 26	09/02/14	1,606 39	0 00	-210 13	Sale
	500 000	23,271 03	09/29/14	27,391 95	0 00	-4,120 92	Sale
11/24/14	2,255 000	104,952 35	VARIOUS	117,539 89	0 00	-12,587 54	Total of 3 lots
Security total		388,358 44		418,251 68	2,636 95 W	-27,256 29	
ROYAL BANK OF CANADAFOREIGN STOCK CAD / CUSIP 780087102 / Symbol RY							
2 tax lots for 03/06/14 Total proceeds (and cost when required) reported to the IRS							
	187 000	12,289 10	01/27/14	11,655 54	0 00	633 56	Sale

\* This is important tax information and is being furnished to the Internal Revenue Service. If you are required to file a return, a negligence penalty or other sanction may be imposed on you if this income is taxable and the IRS determines that it has not been reported. Remember, taxpayers are ultimately responsible for the accuracy of their tax return(s).

\*\*For NONCOVERED tax lots, values for "Date acquired," "Cost or other basis" and "Adjustments & Code(s), if any" are provided for your reference and are NOT reported to the IRS. For all tax lots, values for "Gain or loss(-)" and "Additional information" are provided for your reference and are NOT reported to the IRS.

UBS FINANCIAL SERVICES INC.

Account PE 29588

**Proceeds from Broker and Barter Exchange Transactions****2014 1099-B\*****(continued)**

OMB No 1545-0715

**2- SHORT-TERM TRANSACTIONS****5- COVERED tax lots 3- Basis is reported to the IRS\*\***

Report on Form 8949, Part I, with Box A checked

**1a- Description of property/CUSIP/Symbol**

<b>1c- Date sold or disposed</b>	<b>Quantity</b>	<b>6- Reported</b>	<b>1d- Proceeds &amp; (G)ross (N)et</b>	<b>1b- Date acquired</b>	<b>1e- Cost or other basis</b>	<b>1g- Adjustments &amp; 1f- Code(s), if any</b>	<b>7- Gain or loss(-) &amp; Loss not allowed(X)</b>	<b>Additional information</b>
ROYAL BANK OF CANADAFOREIGN STOCK CAD / CUSIP 780087102 / Symbol RY (contd)								
	1,135 000		74,588 91	01/27/14	70,671 40	0 00	3,917 51	Sale
03/06/14	1,322 000		86,878 01	VARIOUS	82,326 94	0 00	4,551 07	Total of 2 lots
04/02/14	805 000		53,334 76	01/27/14	50,174 93	0 00	3,159 83	Sale
2 tax lots for 04/11/14 Total proceeds (and cost when required) reported to the IRS								
	1,257 000		83,320 25	01/27/14	78,347 69	0 00	4,972 56	Sale
	623 000		41,295 56	01/29/14	38,425 89	0 00	2,869 67	Sale
04/11/14	1,880 000		124,615 81	VARIOUS	116,773 58	0 00	7,842 23	Total of 2 lots
Security total			264,828 58		249,275 45	0 00	15,553 13	
ROYAL DUTCH SHELL PLC ADSREPSTG 2 CL B ORD SHS SPON ADR / CUSIP 780259107 / Symbol RDSB								
2 tax lots for 01/02/14 Total proceeds (and cost when required) reported to the IRS								
	202 000		15,127 52	11/13/13	13,664 45	0 00	1,463 07	Sale
	359 000		26,885 04	12/02/13	24,949 53	0 00	1,935 51	Sale
01/02/14	561 000		42,012 56	VARIOUS	38,613 98	0 00	3,398 58	Total of 2 lots
02/27/14	757 000		58,764 89	12/02/13	52,609 44	0 00	6,155 45	Sale
4 tax lots for 04/11/14 Total proceeds (and cost when required) reported to the IRS								
	34 000		2,662 14	12/02/13	2,362 91	0 00	299 23	Sale
	476 000		37,269 98	12/03/13	32,939 15	0 00	4,330 83	Sale
	530 000		41,498 08	12/04/13	36,353 55	0 00	5,144 53	Sale
	493 000		38,601 05	12/05/13	33,790 17	0 00	4,810 88	Sale
04/11/14	1,533 000		120,031 25	VARIOUS	105,445 78	0 00	14,585 47	Total of 4 lots
Security total			220,808 70		196,669 20	0 00	24,139 50	
SPDR INDEX SHARES FUNDS S&PINTERNATIONAL DIVIDEND ETF / CUSIP 78463X772 / Symbol DWX								
4 tax lots for 03/06/14 Total proceeds (and cost when required) reported to the IRS								
	23 000		1,117 58	05/31/13	1,096 37	0 00	21 21	Sale
	2,878 000		139,843 82	07/12/13	128,281 95	0 00	11,561 87	Sale
	157 000		7,628 73	12/06/13	7,525 88	0 00	102 85	Sale
	928 000		45,121 91	12/06/13	44,484 23	0 00	637 68	Sale
03/06/14	3,986 000		193,712 04	VARIOUS	181,388 43	0 00	12,323 61	Total of 4 lots
4 tax lots for 04/09/14 Total proceeds (and cost when required) reported to the IRS								
	254 000		12,547 58	12/06/13	11,863 70	0 00	683 88	Sale

\* This is important tax information and is being furnished to the Internal Revenue Service. If you are required to file a return, a negligence penalty or other sanction may be imposed on you if this income is taxable and the IRS determines that it has not been reported. Remember, taxpayers are ultimately responsible for the accuracy of their tax return(s).

\*\*For NONCOVERED tax lots, values for "Date acquired," "Cost or other basis" and "Adjustments & Code(s), if any" are provided for your reference and are NOT reported to the IRS. For all tax lots, values for "Gain or loss(-)" and "Additional information" are provided for your reference and are NOT reported to the IRS.

UBS FINANCIAL SERVICES INC.

Account PE 29588

## Proceeds from Broker and Barter Exchange Transactions

2014 1099-B\*

(continued)

OMB No 1545-0715

## 2- SHORT-TERM TRANSACTIONS

5- COVERED tax lots 3- Basis is reported to the IRS\*\*

Report on Form 8949, Part I, with Box A checked

## 1a- Description of property/CUSIP/Symbol

1c- Date sold or disposed	Quantity	1d- Proceeds & 6- Reported (G)ross (N)et	1b- Date acquired	1e- Cost or other basis	1g- Adjustments & 1f- Code(s), if any	Gain or loss(-) & 7- Loss not allowed(X)	Additional information
SPDR INDEX SHARES FUNDS S&P INTERNATIONAL DIVIDEND ETF / CUSIP 78463X772 / Symbol DWX (cont'd)							
	640 000	31,615 93	12/06/13	30,678 76	0 00	937 17	Sale
	114 000	5,631 59	12/09/13	5,347 11	0 00	284 48	Sale
	1,049 000	51,820 49	12/09/13	48,721 34	0 00	3,099 15	Sale
04/09/14	2,057 000	101,615 59	VARIOUS	96,610 91	0 00	5,004 68	Total of 4 lots
3 tax lots for 04/11/14 Total proceeds (and cost when required) reported to the IRS							
	95 000	4,658 69	12/09/13	4,467 29	0 00	191 40	Sale
	299 000	14,662 60	12/09/13	14,056 35	0 00	606 25	Sale
	1,164 000	57,081 17	12/09/13	54,596 82	0 00	2,484 35	Sale
04/11/14	1,558 000	76,402 46	VARIOUS	73,120 46	0 00	3,282 00	Total of 3 lots
2 tax lots for 07/17/14 Total proceeds (and cost when required) reported to the IRS							
	1,020 000	51,763 86	12/12/13	46,357 93	0 00	5,405 93	Sale
	266 000	13,499 20	01/31/14	11,946 64	0 00	1,552 56	Sale
07/17/14	1,286 000	65,263 06	VARIOUS	58,304 57	0 00	6,958 49	Total of 2 lots
Security total		436,993 15		409,424 37	0 00	27,568 78	
SANOFI SPON ADR / CUSIP 80105N105 / Symbol SNY							
2 tax lots for 01/14/14 Total proceeds (and cost when required) reported to the IRS							
	305 000	15,424 67	12/10/13	15,397 40	0 00	27 27	Sale
	3,433 000	173,616 07	12/10/13	173,497 70	0 00	118 37	Sale
01/14/14	3,738 000	189,040 74	VARIOUS	188,895 10	0 00	145 64	Total of 2 lots
2 tax lots for 02/24/14 Total proceeds (and cost when required) reported to the IRS							
	407 000	20,895 29	01/31/14	19,880 18	0 00	1,015 11	Sale
	1,208 000	62,018 45	02/03/14	59,001 21	0 00	3,017 24	Sale
02/24/14	1,615 000	82,913 74	VARIOUS	78,881 39	0 00	4,032 35	Total of 2 lots
03/05/14	2,414 000	124,994 75	02/03/14	117,904 75	0 00	7,090 00	Sale
2 tax lots for 03/06/14 Total proceeds (and cost when required) reported to the IRS							
	305 000	15,963 48	02/03/14	14,896 83	0 00	1,066 65	Sale
	425 000	22,244 20	02/05/14	20,654 92	0 00	1,589 28	Sale
03/06/14	730 000	38,207 68	VARIOUS	35,551 75	0 00	2,655 93	Total of 2 lots
2 tax lots for 03/26/14 Total proceeds (and cost when required) reported to the IRS							
	232 000	12,142 44	02/05/14	11,275 16	0 00	867 28	Sale

\* This is important tax information and is being furnished to the Internal Revenue Service. If you are required to file a return, a negligence penalty or other sanction may be imposed on you if this income is taxable and the IRS determines that it has not been reported. Remember, taxpayers are ultimately responsible for the accuracy of their tax return(s).

\*\*For NONCOVERED tax lots, values for "Date acquired," "Cost or other basis" and "Adjustments & Code(s), if any" are provided for your reference and are NOT reported to the IRS. For all tax lots, values for "Gain or loss(-)" and "Additional information" are provided for your reference and are NOT reported to the IRS.

UBS FINANCIAL SERVICES INC.

Account PE 29588

## Proceeds from Broker and Barter Exchange Transactions

2014 1099-B\*

(continued)

OMB No 1545-0715

## 2- SHORT-TERM TRANSACTIONS

5- COVERED tax lots 3- Basis is reported to the IRS\*\*

Report on Form 8949, Part I, with Box A checked

## 1a- Description of property/CUSIP/Symbol

1c- Date sold or disposed	Quantity	1d- Proceeds & 6- Reported (G)ross (N)et	1b- Date acquired	1e- Cost or other basis	1g- Adjustments & 1f- Code(s), if any	Gain or loss(-) & 7- Loss not allowed(X)	Additional information
SANOFI SPON ADR / CUSIP 80105N105 / Symbol SNY (cont'd)							
	613 000	32,083 27	02/06/14	29,005 35	0 00	3,077 92	Sale
03/26/14	845 000	44,225 71	VARIOUS	40,280 51	0 00	3,945 20	Total of 2 lots
10/10/14	849 000	44,724 33	02/06/14	40,172 17	0 00	4,552 16	Sale
	Security total	524,106 95		501,685 67	0 00	22,421 28	
SIEMENS A G SPON ADR / CUSIP 826197501 / Symbol SIEGY							
	7 tax lots for 10/09/14 Total proceeds (and cost when required) reported to the IRS						
	1,269 000	141,877 41	04/29/14	163,945 15	0 00	-22,067 74	Sale
	6 000	669 56	07/08/14	769 91	0 00	-100 35	Sale
	767 000	85,752 54	07/08/14	98,420 10	0 00	-12,667 56	Sale
	913 000	101,883 98	07/10/14	115,394 80	0 00	-13,510 82	Sale
	504 000	56,242 64	07/18/14	62,831 36	0 00	-6,588 72	Sale
	258 000	28,790 87	08/01/14	31,630 80	0 00	-2,839 93	Sale
	319 000	35,598 02	08/04/14	38,518 66	0 00	-2,920 64	Sale
10/09/14	4,036 000	450,815 02	VARIOUS	511,510 78	0 00	-60,695 76	Total of 7 lots
STAPLES INC / CUSIP 855030102 / Symbol SPLS							
	2 tax lots for 03/06/14 Total proceeds (and cost when required) reported to the IRS						
	2,993 000	35,482 09	01/17/14	40,001 38	0 00	-4,519 29	Sale
	3,995 000	47,939 17	01/17/14	53,393 09	0 00	-5,453 92	Sale
03/06/14	6,988 000	83,421 26	VARIOUS	93,394 47	0 00	-9,973 21	Total of 2 lots
	2 tax lots for 03/07/14 Total proceeds (and cost when required) reported to the IRS						
	6,324 000	72,583 97	01/17/14	84,520 13	0 00	-11,936 16	Sale
	2,656 000	30,484 35	01/31/14	34,671 15	0 00	-4,186 80	Sale
03/07/14	8,980 000	103,068 32	VARIOUS	119,191 28	0 00	-16,122 96	Total of 2 lots
	Security total	186,489 58		212,585 75	0 00	-26,096 17	
STATOIL ASA ADR SPON ADR / CUSIP 85771P102 / Symbol STO							
01/15/14	3,879 000	96,479 07	11/27/13	87,528 25	0 00	8,950 82	Sale
01/16/14	2,590 000	64,648 41	11/27/13	58,442 43	0 00	6,205 98	Sale
	3 tax lots for 02/13/14 Total proceeds (and cost when required) reported to the IRS						
	963 000	24,838 41	11/27/13	21,729 75	0 00	3,108 66	Sale
	3,009 000	77,610 36	12/02/13	67,332 87	0 00	10,277 49	Sale

\* This is important tax information and is being furnished to the Internal Revenue Service. If you are required to file a return, a negligence penalty or other sanction may be imposed on you if this income is taxable and the IRS determines that it has not been reported. Remember, taxpayers are ultimately responsible for the accuracy of their tax return(s).

\*\*For NONCOVERED tax lots, values for "Date acquired," "Cost or other basis" and "Adjustments & Code(s), if any" are provided for your reference and are NOT reported to the IRS. For all tax lots, values for "Gain or loss(-)" and "Additional information" are provided for your reference and are NOT reported to the IRS.



UBS FINANCIAL SERVICES INC.

Account PE 29588

**Proceeds from Broker and Barter Exchange Transactions****2014 1099-B\*****(continued)**

OMB No 1545-0715

**2- SHORT-TERM TRANSACTIONS****5- COVERED tax lots 3- Basis is reported to the IRS\*\***

Report on Form 8949, Part I, with Box A checked

**1a- Description of property/CUSIP/Symbol**

<b>1c- Date sold or disposed</b>	<b>Quantity</b>	<b>1d- Proceeds &amp; Reported (G)ross (N)et</b>	<b>1b- Date acquired</b>	<b>1e- Cost or other basis</b>	<b>1g- Adjustments &amp; 1f- Code(s), if any</b>	<b>Gain or loss(-) &amp; 7- Loss not allowed(X)</b>	<b>Additional information</b>
STATOIL ASA ADR SPON ADR / CUSIP 85771P102 / Symbol STO (cont'd)							
	1,323 000	34,123 80	12/05/13	29,859 98	0 00	4,263 82	Sale
02/13/14	5,295 000	136,572 57	VARIOUS	118,922 60	0 00	17,649 97	Total of 3 lots
Security total		297,700 05		264,893 28	0 00	32,806 77	
SYMANTEC CORP COMMON STOCK / CUSIP 871503108 / Symbol SYMC							
03/28/14	3,190 000	62,459 57	03/21/14	58,777 17	0 00	3,682 40	Sale
10/08/14	10,654 000	254,624 97	03/21/14	196,304 68	0 00	58,320 29	Sale
Security total		317,084 54		255,081 85	0 00	62,002 69	
TELEFONICA BRASIL SA SPON ADR / CUSIP 87936R106 / Symbol VIV							
2 tax lots for 03/12/14 Total proceeds (and cost when required) reported to the IRS							
	1,060 000	20,020 48	02/25/14	19,405 81	0 00	614 67	Sale
	2,060 000	38,953 92	02/25/14	37,713 16	0 00	1,240 76	Sale
03/12/14	3,120 000	58,974 40	VARIOUS	57,118 97	0 00	1,855 43	Total of 2 lots
03/13/14	2,171 000	41,129 64	02/25/14	39,745 28	0 00	1,384 36	Sale
03/18/14	5,093 000	97,139 41	02/25/14	93,239 39	0 00	3,900 02	Sale
Security total		197,243 45		190,103 64	0 00	7,139 81	
TOTAL S A FRANCE SPON ADR / CUSIP 89151E109 / Symbol TOT							
3 tax lots for 02/28/14 Total proceeds (and cost when required) reported to the IRS							
	850 000	54,710 35	03/19/13	42,114 07	0 00	12,596 28	Sale
	341 000	21,948 51	03/27/13	16,351 81	0 00	5,596 70	Sale
	796 000	51,234 63	06/21/13	38,087 68	0 00	13,146 95	Sale
02/28/14	1,987 000	127,893 49	VARIOUS	96,553 56	0 00	31,339 93	Total of 3 lots
11/21/14	3,460 000	208,283 94	07/16/14	238,630 12	0 00	-30,346 18	Sale
4 tax lots for 12/11/14 Total proceeds (and cost when required) reported to the IRS							
	4 000	208 44	08/15/14	254 41	0 00	-45 97	Sale
	37 000	1,928 03	08/18/14	2,362 10	0 00	-434 07	Sale
	1,799 000	93,744 00	10/08/14	108,279 83	0 00	-14,535 83	Sale
	625 000	32,568 09	10/09/14	36,978 32	0 00	-4,410 23	Sale
12/11/14	2,465 000	128,448 56	VARIOUS	147,874 66	0 00	-19,426 10	Total of 4 lots
Security total		464,625 99		483,058 34	0 00	-18,432 35	

\* This is important tax information and is being furnished to the Internal Revenue Service. If you are required to file a return, a negligence penalty or other sanction may be imposed on you if this income is taxable and the IRS determines that it has not been reported. Remember, taxpayers are ultimately responsible for the accuracy of their tax return(s).

\*\*For NONCOVERED tax lots, values for "Date acquired," "Cost or other basis" and "Adjustments & Code(s), if any" are provided for your reference and are NOT reported to the IRS. For all tax lots, values for "Gain or loss(-)" and "Additional information" are provided for your reference and are NOT reported to the IRS.

UBS FINANCIAL SERVICES INC.

Account PE 29588

**Proceeds from Broker and Barter Exchange Transactions**

2014 1099-B\*

(continued)

OMB No 1545-0715

**2- SHORT-TERM TRANSACTIONS***5- COVERED tax lots 3- Basis is reported to the IRS\*\**

Report on Form 8949, Part I, with Box A checked

**1a- Description of property/CUSIP/Symbol**

<b>1c- Date sold or disposed</b>	<b>Quantity</b>	<b>6- Reported (G)ross (N)et</b>	<b>1d- Proceeds &amp; 1b- Date acquired</b>	<b>1e- Cost or other basis</b>	<b>1g- Adjustments &amp; 1f- Code(s), if any</b>	<b>Gain or loss(-) &amp; 7- Loss not allowed(X)</b>	<b>Additional information</b>
TOYOTA MOTOR CORP NEW JAPANSPON ADR / CUSIP 892331307 / Symbol TM							
<i>4 tax lots for 04/11/14 Total proceeds (and cost when required) reported to the IRS</i>							
	1,057 000	110,202 24	02/10/14	123,675 66	0 00	-13,473 42	Sale
	539 000	56,195 84	02/13/14	62,028 12	0 00	-5,832 28	Sale
	594 000	61,930 12	02/27/14	68,775 55	0 00	-6,845 43	Sale
	688 000	71,730 50	03/18/14	75,556 40	0 00	-3,825 90	Sale
04/11/14	2,878 000	300,058 70	VARIOUS	330,035 73	0 00	-29,977 03	Total of 4 lots
<i>2 tax lots for 12/01/14 Total proceeds (and cost when required) reported to the IRS</i>							
	689 000	85,923 29	08/27/14	79,213 28	0 00	6,710 01	Sale
	225 000	28,059 13	10/17/14	24,837 75	0 00	3,221 38	Sale
12/01/14	914 000	113,982 42	VARIOUS	104,051 03	0 00	9,931 39	Total of 2 lots
Security total		414,041 12		434,086 76	0 00	-20,045 64	
UNTD TECHNOLOGIES CORP COMMONSTOCK / CUSIP 913017109 / Symbol UTX							
<i>3 tax lots for 10/09/14 Total proceeds (and cost when required) reported to the IRS</i>							
	739 000	75,195 65	07/16/14	84,805 79	0 00	-9,610 14	Sale
	1,285 000	130,752 93	07/17/14	146,378 43	0 00	-15,625 50	Sale
	556 000	56,574 81	08/06/14	57,888 50	0 00	-1,313 69	Sale
10/09/14	2,580 000	262,523 39	VARIOUS	289,072 72	0 00	-26,549 33	Total of 3 lots
VERIZON COMMUNICATIONS INC / CUSIP 92343V104 / Symbol VZ							
04/02/14	2,024 000	97,281 06	01/16/14	97,294 89	0 00	-13 83	Sale
04/07/14	1,191 000	57,337 79	01/16/14	57,252 09	0 00	85 70	Sale
<i>3 tax lots for 07/07/14 Total proceeds (and cost when required) reported to the IRS</i>							
	108 000	5,378 28	01/16/14	5,191 62	0 00	186 66	Sale
	1,543 000	76,839 71	01/21/14	72,685 42	0 00	4,154 29	Sale
	133 000	6,623 25	01/23/14	6,297 01	0 00	326 24	Sale
07/07/14	1,784 000	88,841 24	VARIOUS	84,174 05	0 00	4,667 19	Total of 3 lots
<i>2 tax lots for 07/17/14 Total proceeds (and cost when required) reported to the IRS</i>							
	380 000	19,265 57	01/23/14	17,991 46	0 00	1,274 11	Sale
	1,396 000	70,775 64	02/18/14	64,628 72	0 00	6,146 92	Sale
07/17/14	1,776 000	90,041 21	VARIOUS	82,620 18	0 00	7,421 03	Total of 2 lots
Security total		333,501 30		321,341 21	0 00	12,160 09	

\* This is important tax information and is being furnished to the Internal Revenue Service. If you are required to file a return, a negligence penalty or other sanction may be imposed on you if this income is taxable and the IRS determines that it has not been reported. Remember, taxpayers are ultimately responsible for the accuracy of their tax return(s).

\*\*For NONCOVERED tax lots, values for "Date acquired," "Cost or other basis" and "Adjustments & Code(s), if any" are provided for your reference and are NOT reported to the IRS. For all tax lots, values for "Gain or loss(-)" and "Additional information" are provided for your reference and are NOT reported to the IRS.

UBS FINANCIAL SERVICES INC.

Account PE 29588

**Proceeds from Broker and Barter Exchange Transactions**

2014 1099-B\*

(continued)

OMB No 1545-0715

**2- SHORT-TERM TRANSACTIONS****5- COVERED tax lots 3- Basis is reported to the IRS\*\***

Report on Form 8949, Part I, with Box A checked

**1a- Description of property/CUSIP/Symbol**

<b>1c- Date sold or disposed</b>	<b>Quantity</b>	<b>1d- Proceeds &amp; 6- Reported (G)ross (N)et</b>	<b>1b- Date acquired</b>	<b>1e- Cost or other basis</b>	<b>1g- Adjustments &amp; 1f- Code(s), if any</b>	<b>Gain or loss(-) &amp; 7- Loss not allowed(X)</b>	<b>Additional information</b>
VERITIV CORP COM / CUSIP 923454102 / Symbol VRTV							
07/02/14	0 591	21 41	05/02/14	20 08	0 00	1 33	Sale
3 tax lots for 07/07/14 Total proceeds (and cost when required) reported to the IRS							
	8 374	284 48	05/02/14	284 80	0 00	-0 32	Sale
	13 060	443 69	05/02/14	443 94	0 00	-0 25	Sale
	70 566	2,397 33	05/02/14	2,402 12	0 00	-4 79	Sale
07/07/14	92 000	3,125 50	VARIOUS	3,130 86	0 00	-5 36	Total of 3 lots
Security total		3,146 91		3,150 94	0 00	-4 03	
VODAFONE GROUP PLC SPON ADR / CUSIP 92857W308 / Symbol VOD							
10/28/14	4,726 000	154,654 18	04/10/14	173,450 78	12,814 78 W	-5,981 82	Sale
3 tax lots for 12/01/14 Total proceeds (and cost when required) reported to the IRS							
	440 000	15,692 09	04/10/14	16,148 61	0 00	-456 52	Sale
	1,193 000	42,546 96	04/16/14	42,435 01	0 00	111 95	Sale
	780 000	27,817 79	05/20/14	26,952 49	0 00	865 30	Sale
12/01/14	2,413 000	86,056 84	VARIOUS	85,536 11	0 00	520 73	Total of 3 lots
Security total		240,711 02		258,986 89	12,814 78 W	-5,461 09	
WAL MART STORES INC COMMONSTOCK / CUSIP 931142103 / Symbol WMT							
10/10/14	650 000	50,698 88	08/05/14	47,506 71	0 00	3,192 17	Sale
11/18/14	1,255 000	104,990 98	10/17/14	92,706 21	0 00	12,284 77	Sale
Security total		155,689 86		140,212 92	0 00	15,476 94	
DEUTSCHE BANK AG REG SHS ORDFOREIGN STOCK EUR / CUSIP D18190898 / Symbol DB							
01/17/14	1,321 000	68,756 85	11/06/13	62,086 47	0 00	6,670 38	Sale
7 tax lots for 05/27/14 Total proceeds (and cost when required) reported to the IRS							
	2,146 000	89,273 57	11/06/13	100,861 13	0 00	-11,587 56	Sale
	1,472 000	61,235 18	11/08/13	68,517 62	0 00	-7,282 44	Sale
	1,016 000	42,265 58	11/13/13	46,407 09	0 00	-4,141 51	Sale
	650 000	27,039 99	11/19/13	29,822 00	0 00	-2,782 01	Sale
	1,958 000	81,452 77	03/05/14	93,012 82	0 00	-11,560 05	Sale
	657 000	27,331 19	03/13/14	28,638 56	0 00	-1,307 37	Sale
	787 000	32,739 19	04/16/14	34,076 04	0 00	-1,336 85	Sale
05/27/14	8,686 000	361,337 47	VARIOUS	401,335 26	0 00	-39,997 79	Total of 7 lots

\* This is important tax information and is being furnished to the Internal Revenue Service. If you are required to file a return, a negligence penalty or other sanction may be imposed on you if this income is taxable and the IRS determines that it has not been reported. Remember, taxpayers are ultimately responsible for the accuracy of their tax return(s).

\*\*For NONCOVERED tax lots, values for "Date acquired," "Cost or other basis" and "Adjustments & Code(s), if any" are provided for your reference and are NOT reported to the IRS. For all tax lots, values for "Gain or loss(-)" and "Additional information" are provided for your reference and are NOT reported to the IRS.

UBS FINANCIAL SERVICES INC.

Account PE 29588

**Proceeds from Broker and Barter Exchange Transactions**

2014 1099-B\*

(continued)

OMB No 1545-0715

**2- SHORT-TERM TRANSACTIONS****5- COVERED tax lots 3- Basis is reported to the IRS\*\***

Report on Form 8949, Part I, with Box A checked

**1a- Description of property/CUSIP/Symbol**

<b>1c- Date sold or disposed</b>	<b>Quantity</b>	<b>6- Reported (G)ross (N)et</b>	<b>1d- Proceeds &amp;</b>	<b>1b- Date acquired</b>	<b>1e- Cost or other basis</b>	<b>1g- Adjustments &amp; 1f- Code(s), if any</b>	<b>Gain or loss(-) &amp; 7- Loss not allowed(X)</b>	<b>Additional information</b>
DEUTSCHE BANK AG REG SHS ORDFOREIGN STOCK EUR / CUSIP D18190898 / Symbol DB (cont'd)								
2 tax lots for 12/11/14 Total proceeds (and cost when required) reported to the IRS								
	9,411 000		299,659 41	06/30/14	331,434 89	0 00	-31,775 48	Sale
	1,000 000		31,841 40	07/02/14	35,180 00	0 00	-3,338 60	Sale
12/11/14	10,411 000		331,500 81	VARIOUS	366,614 89	0 00	-35,114 08	Total of 2 lots
Security total			761,595 13		830,036 62	0 00	-68,441 49	
BUNGE LIMITED FOREIGN STOCK / CUSIP G16962105 / Symbol BG								
08/04/14	998 000		80,417 06	05/01/14	75,398 36	0 00	5,018 70	Sale
08/08/14	503 000		40,188 86	05/01/14	38,001 38	0 00	2,187 48	Sale
10/02/14	373 000		30,723 33	05/01/14	28,179 94	0 00	2,543 39	Sale
Security total			151,329 25		141,579 68	0 00	9,749 57	
EATON CORP PLC FOREIGN STOCK / CUSIP G29183103 / Symbol ETN								
6 tax lots for 10/20/14 Total proceeds (and cost when required) reported to the IRS								
	11 000		666 76	08/01/14	737 84	0 00	-71 08	Sale
	389 000		23,578 88	08/04/14	26,363 14	0 00	-2,784 26	Sale
	2,473 000		149,898 66	08/04/14	167,273 72	0 00	-17,375 06	Sale
	488 000		29,579 68	08/07/14	32,693 84	0 00	-3,114 16	Sale
	1,637 000		99,225 28	09/25/14	105,957 62	0 00	-6,732 34	Sale
	170 000		10,304 40	09/29/14	10,976 08	0 00	-671 68	Sale
10/20/14	5,168 000		313,253 66	VARIOUS	344,002 24	0 00	-30,748 58	Total of 6 lots
<b>Totals:</b>			<b>21,126,495.74</b>		<b>20,885,473.09</b>	<b>19,440.71 W</b>	<b>260,463.36</b>	

\* This is important tax information and is being furnished to the Internal Revenue Service. If you are required to file a return, a negligence penalty or other sanction may be imposed on you if this income is taxable and the IRS determines that it has not been reported. Remember, taxpayers are ultimately responsible for the accuracy of their tax return(s).

\*\*For NONCOVERED tax lots, values for "Date acquired," "Cost or other basis" and "Adjustments & Code(s), if any" are provided for your reference and are NOT reported to the IRS. For all tax lots, values for "Gain or loss(-)" and "Additional information" are provided for your reference and are NOT reported to the IRS.

UBS FINANCIAL SERVICES INC.

Account PE 29588

**Proceeds from Broker and Barter Exchange Transactions**

2014 1099-B\*

(continued)

OMB No 1545-0715

**SHORT-TERM TRANSACTIONS****5- NONCOVERED tax lots 3- Basis NOT reported to the IRS\*\***

Report on Form 8949, Part I, with Box B checked

**1a- Description of property/CUSIP/Symbol**

1c- Date sold or disposed	Quantity	6- Reported	1d- Proceeds & (G)ross (N)et	Date acquired	Cost or other basis	Adjustments & Code(s), if any	7- Gain or loss(-) & Loss not allowed(X)	Additional information
CURRENCYSHARES CANDIAN DOLLARTRUST SHS / CUSIP 23129X105 / Symbol FXC								
01/22/14	1,809 000		162,983 18	12/27/13	168,222 53	2,571 89 W	-2,667 46	Sale Ordinary gain/loss
<i>2 tax lots for 01/28/14 Total proceeds (and cost when required) reported to the IRS</i>								
	919 000		81,912 82	12/27/13	85,459 65	0 00	-3,546 83	Sale Ordinary gain/loss
	888 000		79,149 72	01/13/14	83,787 51	0 00	-4,637 79	Sale Ordinary gain/loss
01/28/14	1,807 000		161,062 54	VARIOUS	169,247 16	0 00	-8,184 62	Total of 2 lots
Security total			324,045 72		337,469 69	2,571 89 W	-10,852 08	
<b>Totals:</b>			<b>324,045.72</b>		<b>337,469.69</b>	<b>2,571.89 W</b>	<b>-10,852.08</b>	

**2- LONG-TERM TRANSACTIONS****5- COVERED tax lots 3- Basis is reported to the IRS\*\***

Report on Form 8949, Part II, with Box D checked

**1a- Description of property/CUSIP/Symbol**

1c- Date sold or disposed	Quantity	6- Reported	1d- Proceeds & (G)ross (N)et	1b- Date acquired	1e- Cost or other basis	1g- Adjustments & 1f- Code(s), if any	7- Gain or loss(-) & Loss not allowed(X)	Additional information
AT&T INC / CUSIP 00206R102 / Symbol T								
<i>2 tax lots for 07/17/14 Total proceeds (and cost when required) reported to the IRS</i>								
	2,101 000		76,180 58	06/03/13	73,303 89	0 00	2,876 69	Sale
	81 000		2,937 00	11/08/13	2,871 26	0 00	65 74	Sale
07/17/14	2,182 000		79,117 58	VARIOUS	76,175 15	0 00	2,942 43	Total of 2 lots
07/17/14	670 000		24,293 66	05/23/13	24,465 72	172 06 W	0 00	Sale
Security total			103,411 24		100,640 87	172 06 W	2,942 43	
BP PLC SPON ADR / CUSIP 055622104 / Symbol BP								
<i>3 tax lots for 10/09/14 Total proceeds (and cost when required) reported to the IRS</i>								
	1,084 000		46,112 45	08/02/13	45,181 12	0 00	931 33	Sale
	121 000		5,147 24	08/09/13	5,003 15	0 00	144 09	Sale
	1,021 000		43,432 48	09/19/13	43,197 39	0 00	235 09	Sale
10/09/14	2,226 000		94,692 17	VARIOUS	93,381 66	0 00	1,310 51	Total of 3 lots

\* This is important tax information and is being furnished to the Internal Revenue Service. If you are required to file a return, a negligence penalty or other sanction may be imposed on you if this income is taxable and the IRS determines that it has not been reported. Remember, taxpayers are ultimately responsible for the accuracy of their tax return(s).

\*\*For NONCOVERED tax lots, values for "Date acquired," "Cost or other basis" and "Adjustments & Code(s), if any" are provided for your reference and are NOT reported to the IRS. For all tax lots, values for "Gain or loss(-)" and "Additional information" are provided for your reference and are NOT reported to the IRS.

UBS FINANCIAL SERVICES INC.

Account PE 29588

**Proceeds from Broker and Barter Exchange Transactions****2014 1099-B\*****(continued)**

OMB No 1545-0715

**2- LONG-TERM TRANSACTIONS****5- COVERED tax lots 3- Basis is reported to the IRS\*\***

Report on Form 8949, Part II, with Box D checked

**1a- Description of property/CUSIP/Symbol**

<b>1c- Date sold or disposed</b>	<b>Quantity</b>	<b>1d- Proceeds &amp; 6- Reported (G)ross (N)et</b>	<b>1b- Date acquired</b>	<b>1e- Cost or other basis</b>	<b>1g- Adjustments &amp; 1f- Code(s), if any</b>	<b>Gain or loss(-) &amp; 7- Loss not allowed(X)</b>	<b>Additional information</b>
CHEVRON CORP / CUSIP 166764100 / Symbol CVX							
2 tax lots for 12/11/14 Total proceeds (and cost when required) reported to the IRS							
	174 000	18,606 88	11/04/13	20,444 38	0 00	-1,837 50	Sale
	820 000	87,687 61	11/15/13	98,124 95	0 00	-10,437 34	Sale
12/11/14	994 000	106,294 49	VARIOUS	118,569 33	0 00	-12,274 84	Total of 2 lots
INTEL CORP COMMON STOCK / CUSIP 458140100 / Symbol INTC							
4 tax lots for 04/07/14 Total proceeds (and cost when required) reported to the IRS							
	957 000	25,465 21	01/23/13	20,161 60	0 00	5,303 61	Sale
	352 000	9,366 51	02/22/13	7,137 01	0 00	2,229 50	Sale
	16 000	425 75	06/24/13	385 60	0 00	40 15	Sale
	326 000	8,674 67	06/24/13	7,932 17	0 00	742 50	Sale
04/07/14	1,651 000	43,932 14	VARIOUS	35,616 38	0 00	8,315 76	Total of 4 lots
2 tax lots for 07/16/14 Total proceeds (and cost when required) reported to the IRS							
	626 000	21,147 08	06/24/13	15,086 39	0 00	6,060 69	Sale
	1,845 000	62,326 46	07/08/13	43,221 55	0 00	19,104 91	Sale
07/16/14	2,471 000	83,473 54	VARIOUS	58,307 94	0 00	25,165 60	Total of 2 lots
2 tax lots for 07/18/14 Total proceeds (and cost when required) reported to the IRS							
	1,126 000	37,786 67	07/08/13	26,100 68	0 00	11,685 99	Sale
	1,312 000	44,028 52	07/08/13	30,735 32	0 00	13,293 20	Sale
07/18/14	2,438 000	81,815 19	VARIOUS	56,836 00	0 00	24,979 19	Total of 2 lots
3 tax lots for 10/01/14 Total proceeds (and cost when required) reported to the IRS							
	258 000	8,913 70	07/08/13	5,980 44	0 00	2,933 26	Sale
	1,148 000	39,662 52	07/19/13	26,277 72	0 00	13,384 80	Sale
	436 000	15,063 47	08/05/13	10,010 22	0 00	5,053 25	Sale
10/01/14	1,842 000	63,639 69	VARIOUS	42,268 38	0 00	21,371 31	Total of 3 lots
2 tax lots for 10/09/14 Total proceeds (and cost when required) reported to the IRS							
	32 000	1,094 16	08/05/13	734 70	0 00	359 46	Sale
	1,368 000	46,775 40	08/09/13	30,725 28	0 00	16,050 12	Sale
10/09/14	1,400 000	47,869 56	VARIOUS	31,459 98	0 00	16,409 58	Total of 2 lots
Security total		320,730 12		224,488 68	0 00	96,241 44	

\* This is important tax information and is being furnished to the Internal Revenue Service. If you are required to file a return, a negligence penalty or other sanction may be imposed on you if this income is taxable and the IRS determines that it has not been reported. Remember, taxpayers are ultimately responsible for the accuracy of their tax return(s).

\*\*For NONCOVERED tax lots, values for "Date acquired," "Cost or other basis" and "Adjustments & Code(s), if any" are provided for your reference and are NOT reported to the IRS. For all tax lots, values for "Gain or loss(-)" and "Additional information" are provided for your reference and are NOT reported to the IRS.

UBS FINANCIAL SERVICES INC.

Account PE 29588

**Proceeds from Broker and Barter Exchange Transactions****2014 1099-B\*****(continued)**

OMB No 1545-0715

**2- LONG-TERM TRANSACTIONS****5- COVERED tax lots 3- Basis is reported to the IRS\*\***

Report on Form 8949, Part II, with Box D checked

**1a- Description of property/CUSIP/Symbol**

<b>1c- Date sold or disposed</b>	<b>Quantity</b>	<b>1d- Proceeds &amp; 6- Reported (G)ross (N)et</b>	<b>1b- Date acquired</b>	<b>1e- Cost or other basis</b>	<b>1g- Adjustments &amp; 1f- Code(s), if any</b>	<b>Gain or loss(-) &amp; 7- Loss not allowed(X)</b>	<b>Additional information</b>
INTL BUSINESS MACH / CUSIP 459200101 / Symbol IBM							
<i>4 tax lots for 10/22/14 Total proceeds (and cost when required) reported to the IRS</i>							
	300 000	48,748 92	09/27/13	56,067 44	0 00	-7,318 52	Sale
	397 000	64,511 08	10/08/13	71,125 35	0 00	-6,614 27	Sale
	288 000	46,798 96	10/21/13	50,231 92	0 00	-3,432 96	Sale
	401 000	65,998 73	10/21/13	69,940 96	0 00	-3,942 23	Sale
10/22/14	1,386 000	226,057 69	VARIOUS	247,365 67	0 00	-21,307 98	Total of 4 lots
ROYAL DUTCH SHELL PLC ADSREPSTG 2 CL B ORD SHS SPON ADR / CUSIP 780259107 / Symbol RDSB							
01/02/14	204 000	15,277 29	11/13/13	13,846 54	0 00	1,430 75	Sale
SPDR INDEX SHARES FUNDS S&PINTERNATIONAL DIVIDEND ETF / CUSIP 78463X772 / Symbol DWX							
07/17/14	1,036 000	52,575 84	12/09/13	48,717 00	0 00	3,858 84	Sale
TOTAL S A FRANCE SPON ADR / CUSIP 89151E109 / Symbol TOT							
<i>2 tax lots for 02/28/14 Total proceeds (and cost when required) reported to the IRS</i>							
	376 000	24,201 28	11/20/12	18,410 13	0 00	5,791 15	Sale
	315 000	20,275 01	06/05/13	17,092 17	0 00	3,182 84	Sale
02/28/14	691 000	44,476 29	VARIOUS	35,502 30	0 00	8,973 99	Total of 2 lots
<b>Totals:</b>		<b>963,515.13</b>		<b>882,512.05</b>	<b>172.06 W</b>	<b>81,175.14</b>	

\* This is important tax information and is being furnished to the Internal Revenue Service. If you are required to file a return, a negligence penalty or other sanction may be imposed on you if this income is taxable and the IRS determines that it has not been reported. Remember, taxpayers are ultimately responsible for the accuracy of their tax return(s).

\*\*For NONCOVERED tax lots, values for "Date acquired," "Cost or other basis" and "Adjustments & Code(s), if any" are provided for your reference and are NOT reported to the IRS. For all tax lots, values for "Gain or loss(-)" and "Additional information" are provided for your reference and are NOT reported to the IRS.

UBS FINANCIAL SERVICES INC.

Account PE 29588

## Detail for Dividends and Distributions

2014

Security description	CUSIP and/or symbol	State	Date	Amount	Transaction type	Notes	ExDate
RMA MONEY MKT PORTFOLIO	90348L105		01/24/14	23 34	Nonqualified dividend		
			02/21/14	11 34	Nonqualified dividend		
			03/24/14	11 55	Nonqualified dividend		
			04/23/14	10 88	Nonqualified dividend		
			05/22/14	4 25	Nonqualified dividend		
			06/06/14	0 39	Nonqualified dividend		
			06/23/14	0 22	Nonqualified dividend		
			06/26/14	0 02	Nonqualified dividend		
			10/24/14	5 42	Nonqualified dividend		
			11/17/14	5 12	Nonqualified dividend		
			11/20/14	0 03	Nonqualified dividend		
			12/11/14	0 12	Short-term capital gain		
			12/23/14	2 51	Nonqualified dividend		
			Dividends and Distributions			75 19	
AFLAC INC COMMON STOCK	001055102	AFL	12/01/14	66 30	Qualified dividend		11/17/2014
AT&T INC	00206R102	T	02/03/14	4,397 60	Qualified dividend		01/08/2014
			05/01/14	5,619 82	Qualified dividend		04/08/2014
			08/01/14	5,619 82	Qualified dividend		07/08/2014
			11/03/14	3,194 70	Qualified dividend		10/08/2014
			Dividends and Distributions			18,831 94	
AMERICA MOVIL S A B DE C V SER L SPON ADR	02364W105	AMX	07/28/14	1,719 17	Qualified dividend		07/15/2014
AVON PRODUCTS INC COMMON STOCK	054303102	AVP	06/02/14	850 44	Qualified dividend		05/13/2014
BCE INC NEW FOREIGN STOCK CAD	05534B760	BCE	01/15/14	4,452 58	Qualified dividend		12/12/2013
			01/15/14	-1,113 15	Foreign tax withheld-CA		
			04/15/14	2,897 65	Qualified dividend		03/12/2014
			04/15/14	-724 41	Foreign tax withheld-CA		
			07/15/14	3,584 72	Qualified dividend		06/12/2014
			07/15/14	-896 18	Foreign tax withheld-CA		
			10/15/14	2,279 13	Qualified dividend		09/11/2014
			10/15/14	-569 78	Foreign tax withheld-CA		
			Dividends and Distributions			13,214 08	
Foreign tax withheld			-3,303 52				



UBS FINANCIAL SERVICES INC.

Account PE 29588

## Detail for Dividends and Distributions

2014

(continued)

Security description	CUSIP and/or symbol	State	Date	Amount	Transaction type	Notes	ExDate
BP PLC SPON ADR	055622104 BP		03/28/14	3,031 26	Qualified dividend		
			06/20/14	4,420 85	Qualified dividend		
			09/19/14	4,420 85	Qualified dividend		
			Dividends and Distributions	11,872 96			
BANK OF AMERICA CORP	060505104 BAC		06/30/14	150 52	Qualified dividend		06/20/2014
			09/26/14	949 20	Qualified dividend		09/03/2014
			12/26/14	484 90	Qualified dividend		12/03/2014
			Dividends and Distributions	1,584 62			
BANK OF NOVA SCOTIA CANADA FOREIGN STOCK CAD	064149107 BNS		04/28/14	3,907 14	Qualified dividend		03/28/2014
			04/28/14	-976 79	Foreign tax withheld-CA		
			07/29/14	2,664 06	Qualified dividend		06/30/2014
			07/29/14	-666 02	Foreign tax withheld-CA		
			10/29/14	1,604 12	Qualified dividend		10/03/2014
			10/29/14	-401 03	Foreign tax withheld-CA		
	Dividends and Distributions			8,175 32			
	Foreign tax withheld			-2,043 84			
BARCLAYS PLC ADR	06738E204 BCS		03/28/14	4,225 13	Qualified dividend		02/19/2014
			06/23/14	1,262 05	Qualified dividend		
			09/19/14	1,529 81	Qualified dividend		
			Dividends and Distributions	7,016 99			
CHEVRON CORP	166764100 CVX		03/10/14	2,456 00	Qualified dividend		02/12/2014
			06/10/14	3,153 29	Qualified dividend		05/15/2014
			09/10/14	3,153 29	Qualified dividend		08/15/2014
			12/10/14	3,153 29	Qualified dividend		11/14/2014
			Dividends and Distributions	11,915 87			
CHINA PETROLEUM & CHEMICAL CORP SPON ADR	16941R108 SNP		06/26/14	3,699 24	Qualified dividend		05/21/2014
			06/26/14	-369 92	Foreign tax withheld-CH		
			10/07/14	2,215 86	Qualified dividend		09/12/2014
			10/07/14	-221 59	Foreign tax withheld-CH		
			Dividends and Distributions	5,915 10			
	Foreign tax withheld			-591 51			

UBS FINANCIAL SERVICES INC.

Account PE 29588

## Detail for Dividends and Distributions

2014

(continued)

Security description	CUSIP and/or symbol	State	Date	Amount	Transaction type	Notes	ExDate
CISCO SYS INC	17275R102 CSCO		04/23/14	4,158 53	Qualified dividend		04/01/2014
			07/23/14	4,158 53	Qualified dividend		07/02/2014
			10/22/14	4,158 53	Qualified dividend		09/30/2014
			Dividends and Distributions	12,475 59			
CITIGROUP INC	172967424 C		02/28/14	60 79	Qualified dividend		01/30/2014
			05/23/14	102 47	Qualified dividend		05/01/2014
			08/22/14	102 47	Qualified dividend		07/31/2014
			11/26/14	68 67	Qualified dividend		10/30/2014
			Dividends and Distributions	334 40			
CONAGRA FOOD INC	205887102 CAG		08/28/14	1,185 00	Qualified dividend		07/24/2014
			12/02/14	592 75	Qualified dividend		10/29/2014
			Dividends and Distributions	1,777 75			
EMC CORP MASS	268648102 EMC		01/23/14	701 70	Qualified dividend		01/06/2014
ENI SPA IT SPON ADR	26874R108 E		06/06/14	9,659 44	Qualified dividend		05/19/2014
			06/06/14	-1,931 89	Foreign tax withheld-IT		
			10/06/14	4,553 87	Qualified dividend		
			10/06/14	-1,184 01	Foreign tax withheld-IT		
			Dividends and Distributions	14,213 31			
			Foreign tax withheld	-3,115 90			
EXXON MOBIL CORP	30231G102 XOM		06/10/14	1,397 94	Qualified dividend		05/09/2014
			09/10/14	1,397 94	Qualified dividend		08/11/2014
			12/10/14	1,417 95	Qualified dividend		11/07/2014
			Dividends and Distributions	4,213 83			
FORD MOTOR CO COM NEW	345370860 F		03/03/14	2,917 63	Qualified dividend		01/29/2014
			06/02/14	2,187 25	Qualified dividend		04/30/2014
			09/02/14	1,464 25	Qualified dividend		07/30/2014
			Dividends and Distributions	6,569 13			
GENL ELECTRIC CO	369604103 GE		01/27/14	2,278 98	Qualified dividend		12/19/2013
			04/25/14	3,543 32	Qualified dividend		02/20/2014
			07/25/14	3,543 32	Qualified dividend		06/19/2014

UBS FINANCIAL SERVICES INC.

Account PE 29588

## Detail for Dividends and Distributions

2014

(continued)

Security description	CUSIP and/or symbol	State	Date	Amount	Transaction type	Notes	ExDate
GENL ELECTRIC CO (Cont'd)	369604103 GE		10/27/14	4,306 06	Qualified dividend		09/18/2014
	Dividends and Distributions			13,671 68			
GENERAL MOTORS CO	37045V100 GM		06/26/14	1,434 60	Qualified dividend		06/06/2014
			09/26/14	718 50	Qualified dividend		09/08/2014
	Dividends and Distributions			2,153 10			
HONDA MOTOR CO ADR JAPAN ADR	438128308 HMC		06/23/14	1,507 46	Qualified dividend		03/26/2014
			06/23/14	-150 75	Foreign tax withheld-JA		
			09/02/14	2,113 10	Qualified dividend		06/25/2014
			09/02/14	-211 31	Foreign tax withheld-JA		
			12/05/14	925 23	Qualified dividend		09/25/2014
			12/05/14	-92 52	Foreign tax withheld-JA		
	Dividends and Distributions Foreign tax withheld			4,545 79 -454 58			
INTEL CORP COMMON STOCK	458140100 INTC		03/01/14	2,935 58	Qualified dividend		02/05/2014
			06/01/14	2,605 28	Qualified dividend		05/05/2014
			09/01/14	1,659 15	Qualified dividend		08/05/2014
			12/01/14	929 70	Qualified dividend		11/05/2014
	Dividends and Distributions			8,129 71			
INTL BUSINESS MACH	459200101 IBM		03/10/14	2,335 10	Qualified dividend		02/06/2014
			06/10/14	1,524 60	Qualified dividend		05/07/2014
			09/10/14	2,171 40	Qualified dividend		08/06/2014
	Dividends and Distributions			6,031 10			
INTL GAME TECHNOLOGY COMMON STOCK	459902102 IGT		07/11/14	2,298 56	Qualified dividend		06/25/2014
			10/03/14	2,298 56	Qualified dividend		09/16/2014
	Dividends and Distributions			4,597 12			
INTL PAPER CO COMMON STOCK	460146103 IP		06/16/14	1,695 05	Qualified dividend		05/21/2014
			09/15/14	2,158 45	Qualified dividend		08/13/2014
			12/15/14	2,818 80	Qualified dividend		11/13/2014
	Dividends and Distributions			6,672 30			

UBS FINANCIAL SERVICES INC.

Account PE 29588

## Detail for Dividends and Distributions

2014

(continued)

Security description	CUSIP and/or symbol	State	Date	Amount	Transaction type	Notes	ExDate
ISHARES MSCI EMERGING MARKETS ETF	464287234 EEM		07/02/14	1,660 88	Qualified dividend	03	06/25/2014
			07/02/14	742 70	Nonqualified dividend	03	06/25/2014
			07/02/14	-528 75	Foreign tax withheld-Various	03	06/25/2014
				2,403 58			
				-528 75			
	Dividends and Distributions						
	Foreign tax withheld						
ISHARES US REAL ESTATE ETF	464287739 IYR		03/31/14	438 02	Qualified dividend	03	03/25/2014
			03/31/14	2,016 69	Nonqualified dividend	03	03/25/2014
			03/31/14	297 71	Long-term capital gain	03	03/25/2014
			06/30/14	227 29	Qualified dividend	03	06/24/2014
			06/30/14	1,439 87	Nonqualified dividend	03	06/24/2014
			09/30/14	237 57	Qualified dividend	03	09/24/2014
			09/30/14	1,504 99	Nonqualified dividend	03	09/24/2014
			12/31/14	305 62	Qualified dividend	03	12/24/2014
			12/31/14	1,936 11	Nonqualified dividend	03	12/24/2014
				8,403 87			
	Dividends and Distributions						
JPMORGAN CHASE & CO	46625H100 JPM		01/31/14	574 56	Qualified dividend		01/02/2014
			04/30/14	1,278 70	Qualified dividend		04/02/2014
			07/31/14	1,929 20	Qualified dividend		07/01/2014
			10/31/14	2,145 60	Qualified dividend		10/02/2014
				5,928 06			
	Dividends and Distributions						
KELLOGG CO COMMON STOCK	487836108 K		03/17/14	1,372 64	Qualified dividend		03/04/2014
KINDER MORGAN INC	49456B101 KMI		05/16/14	3,323 04	Qualified dividend		04/28/2014
			08/15/14	3,402 16	Qualified dividend		07/29/2014
			11/17/14	3,481 28	Qualified dividend		10/29/2014
				10,206 48			
	Dividends and Distributions						
LOEWS CORP COMMON STOCK	540424108 L		06/13/14	517 69	Qualified dividend		05/29/2014
			09/12/14	517 69	Qualified dividend		08/27/2014
				1,035 38			
	Dividends and Distributions						
MACY'S INC	55616P104 M		01/02/14	408 25	Qualified dividend		12/11/2013
			07/01/14	1,401 88	Qualified dividend		06/11/2014
			10/01/14	1,407 50	Qualified dividend		09/11/2014
				3,217 63			
	Dividends and Distributions						

UBS FINANCIAL SERVICES INC.

Account PE 29588

## Detail for Dividends and Distributions

2014

(continued)

Security description	CUSIP and/or symbol	State	Date	Amount	Transaction type	Notes	ExDate
MARKET VECTORS GOLD MINERS ETF	57060U100 GDX		12/29/14	887 70	Qualified dividend	03	12/22/2014
			12/29/14	296 82	Nonqualified dividend	03	12/22/2014
			12/29/14	-177 80	Foreign tax withheld-Various	03	12/22/2014
				1,184 52			
				-177 80			
	Dividends and Distributions						
	Foreign tax withheld						
MERCK & CO INC NEW COM	58933Y105 MRK		01/08/14	433 40	Qualified dividend		12/12/2013
METLIFE INC	59156R108 MET		03/13/14	1,743 23	Qualified dividend		02/04/2014
			06/13/14	2,144 80	Qualified dividend		05/07/2014
			09/12/14	2,254 00	Qualified dividend		08/06/2014
			12/12/14	2,449 30	Qualified dividend		11/05/2014
				8,591 33			
	Dividends and Distributions						
MOBILE TELESYSTEMS OJSC SPON ADR	607409109 MBT		11/12/14	1,456 36	Qualified dividend		
			11/12/14	-436 91	Foreign tax withheld-RS		
				1,456 36			
	Dividends and Distributions						
	Foreign tax withheld			-436 91			
LUKOIL OIL CO SPON ADR	677862104 LUKOY		07/30/14	10,602 52	Qualified dividend		07/11/2014
			07/30/14	-3,180 76	Foreign tax withheld-RS		
				10,602 52			
	Dividends and Distributions						
	Foreign tax withheld			-3,180 76			
ORACLE CORP	68389X105 ORCL		01/28/14	204 00	Qualified dividend		01/03/2014
			10/29/14	992 64	Qualified dividend		10/06/2014
				1,196 64			
	Dividends and Distributions						
PETROCHINA CO LTD SPON ADR	71646E100 PTR		07/28/14	3,977 77	Qualified dividend		05/23/2014
			07/28/14	-397 78	Foreign tax withheld-CH		
			10/09/14	4,218 96	Qualified dividend		09/09/2014
			10/09/14	-421 90	Foreign tax withheld-CH		
				8,196 73			
	Dividends and Distributions						
	Foreign tax withheld			-819 68			
PETROLEO BRASILEIRO SA SPON ADR	71654V408 PBR		05/02/14	8,470 28	Qualified dividend		04/03/2014
			05/02/14	-1,289 89	Foreign tax withheld-BR		
				8,470 28			
	Dividends and Distributions						
	Foreign tax withheld			-1,289 89			

UBS FINANCIAL SERVICES INC.

Account PE 29588

## Detail for Dividends and Distributions

2014

(continued)

Security description	CUSIP and/or symbol	State	Date	Amount	Transaction type	Notes	ExDate
PFIZER INC COMMON STOCK	717081103 PFE		06/03/14	2,150 98	Qualified dividend		05/07/2014
			09/03/14	2,491 84	Qualified dividend		07/30/2014
			12/02/14	3,256 24	Qualified dividend		11/05/2014
			Dividends and Distributions	7,899 06			
PRUDENTIAL FINANCIAL INC	744320102 PRU		09/18/14	1,199 39	Qualified dividend		08/22/2014
			12/18/14	2,509 08	Qualified dividend		11/21/2014
			Dividends and Distributions	3,708 47			
QUEST DIAGNOSTICS INC	74834L100 DGX		01/22/14	1,839 00	Qualified dividend		01/03/2014
RIO TINTO PLC SPON ADR	767204100 RIO		09/11/14	5,799 53	Qualified dividend		08/13/2014
ROYAL DUTCH SHELL PLC ADS REPSTG 2 CL B ORD SHS SPON ADR	780259107 RDSB		03/27/14	2,061 00	Qualified dividend		
			12/22/14	1,625 26	Qualified dividend		11/12/2014
			Dividends and Distributions	3,686 26			
SPDR INDEX SHARES FUNDS S&P INTERNATIONAL DIVIDEND ETF	78463X772 DWX		04/02/14	1,539 02	Qualified dividend	03	03/21/2014
			04/02/14	1,339 30	Nonqualified dividend	03	03/21/2014
			07/02/14	2,686 47	Qualified dividend	03	06/20/2014
			07/02/14	2,337 85	Nonqualified dividend	03	06/20/2014
			10/01/14	556 41	Qualified dividend	03	09/19/2014
			10/01/14	484 20	Nonqualified dividend	03	09/19/2014
			01/02/15	6,073 74	Qualified dividend	03	12/19/2014
			01/02/15	5,285 55	Nonqualified dividend	03	12/19/2014
			01/02/15	-1,942 49	Foreign tax withheld-Various	03	12/19/2014
			Dividends and Distributions	20,302 54			
SANOFI SPON ADR	80105N105 SNY						
			06/05/14	1,621 38	Qualified dividend		05/07/2014
			06/05/14	-486 41	Foreign tax withheld-FR		
			06/05/14	12 84	Adj- Foreign tax withheld-FR		
			Dividends and Distributions	1,621 38			
SYMANTEC CORP COMMON STOCK	871503108 SYMC						
			06/25/14	1,598 10	Qualified dividend		06/06/2014
			09/17/14	1,598 10	Qualified dividend		08/25/2014
	Dividends and Distributions			3,196 20			

UBS FINANCIAL SERVICES INC.

Account PE 29588

## Detail for Dividends and Distributions

2014

(continued)

Security description	CUSIP and/or symbol	State	Date	Amount	Transaction type	Notes	ExDate
TELEFONICA BRASIL SA SPON ADR	87936R106 VIV		04/03/14	4,362 96	Qualified dividend		03/11/2014
TOTAL S A FRANCE SPON ADR	89151E109 TOT		01/07/14	2,157 45	Qualified dividend		12/11/2013
			01/07/14	-647 24	Foreign tax withheld-FR		
			10/10/14	2,706 90	Qualified dividend		09/18/2014
			10/10/14	-812 07	Foreign tax withheld-FR		
	Dividends and Distributions			4,864 35			
	Foreign tax withheld			-1,459 31			
TOYOTA MOTOR CORP NEW JAPAN SPON ADR	892331307 TM		06/30/14	5,628 24	Qualified dividend		03/26/2014
			06/30/14	-562 82	Foreign tax withheld-JA		
			12/08/14	870 32	Qualified dividend		09/25/2014
			12/08/14	-87 03	Foreign tax withheld-JA		
	Dividends and Distributions			6,498 56			
	Foreign tax withheld			-649 85			
UNTD TECHNOLOGIES CORP COMMON STOCK	913017109 UTX		09/10/14	1,522 20	Qualified dividend		08/13/2014
VERIZON COMMUNICATIONS INC	92343V104 VZ		05/01/14	1,886 80	Qualified dividend		04/08/2014
			08/01/14	941 28	Qualified dividend		07/08/2014
	Dividends and Distributions			2,828 08			
VODAFONE GROUP PLC SPON ADR	92857W308 VOD		08/06/14	11,680 11	Qualified dividend		06/11/2014
WAL MART STORES INC COMMON STOCK	931142103 WMT		09/03/14	312 00	Qualified dividend		08/06/2014
DEUTSCHE BANK AG REG SHS ORD FOREIGN STOCK EUR	D18190898 DB		05/23/14	8,870 14	Qualified dividend		05/23/2014
			05/23/14	-2,339 14	Foreign tax withheld-GM		
	Dividends and Distributions			8,870 14			
	Foreign tax withheld			-2,339 14			
BUNGE LIMITED FOREIGN STOCK	G16962105 BG		06/02/14	757 20	Qualified dividend		05/14/2014
			09/02/14	514 08	Qualified dividend		08/15/2014
			12/02/14	387 26	Qualified dividend		11/14/2014
	Dividends and Distributions			1,658 54			

UBS FINANCIAL SERVICES INC.

Account PE 29588

**Detail for Dividends and Distributions**

2014

(continued)

Security description	CUSIP and/or symbol	State	Date	Amount	Transaction type	Notes	ExDate
Total Dividends and Distributions:				330,673.29			
Total Foreign tax withheld:				-22,807.50			



UBS FINANCIAL SERVICES INC.

Account PE 29588

## Detail for Interest Income

2014

Security description	CUSIP and/or symbol	Date	Amount	Transaction type	Notes
UBS BANK USA BUSINESS ACCOUNT	90499A916	01/07/14	2 38	Interest	
		02/06/14	10 20	Interest	
		03/06/14	9 52	Interest	
		04/04/14	10 54	Interest	
		05/06/14	10 20	Interest	
		06/05/14	10 20	Interest	
		07/07/14	9 85	Interest	
		07/21/14	2 44	Interest	
		08/06/14	1 36	Interest	
		09/05/14	6 59	Interest	
		09/30/14	5 03	Interest	
		10/06/14	1 11	Interest	
		11/06/14	9 47	Interest	
		12/04/14	9 36	Interest	
		12/31/14	7 84	Interest	
	Interest Income		106 09		
CURRENCYSHARES CANDIAN DOLLAR TRUST SHS	23129X105 FXC	01/01/14	-69 75	Adj- Interest	13
		01/09/14	146 00	Interest	11
		01/09/14	-93 81	Investment expense	15
	Interest Income		76 25		
	Investment expense		-93 81		
	<b>Total Interest Income:</b>		<b>182.34</b>		
	<b>Total Investment expense:</b>		<b>-93.81</b>		

UBS FINANCIAL SERVICES INC.

Account PE 29588

## Fees &amp; Payments Received

2014

Security description	CUSIP and/or symbol	Date	Amount	Transaction type	Notes
ADVISORY ACCOUNT FEE-PE 29588		12/31/14	-51,815 31	Management fee	
BARCLAYS PLC ADR	06738E204 BCS	03/28/14	-91 56	Depository receipt fee	
		06/23/14	-30 99	Depository receipt fee	
		09/19/14	-39 32	Depository receipt fee	
	Fees & Payments Received		0 00		
	Depository receipt fee		-161 87		
CHINA PETROLEUM & CHEMICAL CORP SPON ADR	16941R108 SNP	06/26/14	-30 36	Depository receipt fee	
		10/07/14	-30 36	Depository receipt fee	
	Fees & Payments Received		0 00		
	Depository receipt fee		-60 72		
CURRENCYSHARES CANDIAN DOLLAR TRUST SHS	23129X105 FXC	01/01/14	-69 75	Adj- Reverse prior year accrual- UIT	13
HONDA MOTOR CO ADR JAPAN ADR	438128308 HMC	06/23/14	-41 90	Depository receipt fee	
		09/02/14	-59 97	Depository receipt fee	
		12/05/14	-29 97	Depository receipt fee	
	Fees & Payments Received		0 00		
	Depository receipt fee		-131 84		
MOBILE TELESYSTEMS OJSC SPON ADR	607409109 MBT	11/12/14	-52 32	Depository receipt fee	
LUKOIL OIL CO SPON ADR	677862104 LUKOY	07/30/14	-124 04	Depository receipt fee	
PETROCHINA CO LTD SPON ADR	71646E100 PTR	07/28/14	-31 12	Depository receipt fee	
		10/09/14	-31 12	Depository receipt fee	
	Fees & Payments Received		0 00		
	Depository receipt fee		-62 24		
PETROLEO BRASILEIRO SA SPON ADR	71654V408 PBR	05/02/14	-352 96	Depository receipt fee	
SANOFI SPON ADR	80105N105 SNY	06/05/14	-16 98	Depository receipt fee	

UBS FINANCIAL SERVICES INC.

Account PE 29588

**Fees & Payments Received****2014****(continued)**

<b>Security description</b>	<b>CUSIP and/or symbol</b>	<b>Date</b>	<b>Amount</b>	<b>Transaction type</b>	<b>Notes</b>
SIEMENS A G SPON ADR	826197501 SIEGY	08/21/14	-25 38	Depository receipt fee	
TELEFONICA BRASIL SA SPON ADR	87936R106 VIV	04/03/14	-207 68	Depository receipt fee	
TOYOTA MOTOR CORP NEW JAPAN SPON ADR	892331307 TM	06/30/14 12/08/14	-14 39 -3 45	Depository receipt fee Depository receipt fee	
	Fees & Payments Received		0 00		
	Depository receipt fee		-17 84		
VODAFONE GROUP PLC SPON ADR	92857W308 VOD	08/06/14	-183 50	Depository receipt fee	
<b>Total Fees &amp; Payments Received:</b>			<b>-69.75</b>		
<b>Total Management fee:</b>			<b>-51,815.31</b>		
<b>Total Depository receipt fee:</b>			<b>-1,397.37</b>		

UBS FINANCIAL SERVICES INC.

Account PE 29588

**Non-Reportable Actions****2014**

Security Description	CUSIP and/or symbol	Date	Quantity	Amount	Transaction type	Notes
VERITIV CORP COM	923454102 VRTV	07/02/14	92 000	0 00	Stock spinoff	

UBS FINANCIAL SERVICES INC.

Account PE 29588

## Mutual Fund and UIT Supplemental Information

2014

The following information may be useful in the preparation of your federal and state tax return(s), if applicable. This information represents what was available at the time your 1099 was prepared and may not be all inclusive and is subject to change. Please contact your mutual fund or UIT directly if you need to verify or supplement this information. Not all Federal Source Income is state tax-exempt. For advice on your tax situation please consult a tax advisor, the IRS or your state tax authority.

Symbol CUSIP	FXC 23129X105	EEM 464287234	DWX 78463X772	FXC 23129X105	EEM 464287234	DWX 78463X772
<b>State</b>				<b>State continued</b>		
Alabama				New Mexico		
Alaska				New York		
Arizona				North Carolina		
Arkansas				North Dakota		
California				Ohio		
Colorado				Oklahoma		
Connecticut				Oregon		
Delaware				Pennsylvania		
Dist. Columbia				Rhode Island		
Florida				South Carolina		
Georgia				South Dakota		
Hawaii				Tennessee		
Idaho				Texas		
Illinois				Utah		
Indiana				Vermont		
Iowa				Virginia		
Kansas				Washington		
Kentucky				West Virginia		
Louisiana				Wisconsin		
Maine				Wyoming		
Maryland				U.S. Possessions		
Massachusetts				<b>Fgn Source Inc Tot</b>	100.00%	93.01%
Michigan				<b>Fgn Source Inc Qual</b>		99.83%
Minnesota				<b>Fgn Source Inc Adj</b>		
Mississippi				<b>Fed Source Total*</b>		
Missouri				U S Treasury		
Montana				Fed Home Loan		
Nebraska				Fed Farm Credit		
Nevada				Student Loan		
New Hampshire				TN Valley Auth		
New Jersey				Other Dir. Fed		

\* A detailed breakdown for Fed Source Total is listed when available. For more information, contact the mutual fund or UIT directly.

UBS FINANCIAL SERVICES INC.

Account PE 29588

## Foreign Income and Taxes Summary

2014

This schedule lists all income and foreign tax by country. Foreign withholding from mutual funds is listed in a separate section with a country designation of "RIC"

Country	Security description	CUSIP	Dividends		Interest	Total income	Tax
			Nonqualified	Qualified			
	ISHARES MSCI EMERGING MARKETS ETF	464287234	742 70	1,660 88	0 00	2,403 58	-528 75
	MARKET VECTORS GOLD MINERS ETF	57060U100	296 82	887 70	0 00	1,184 52	-177 80
	SPDR INDEX SHARES FUNDS S&P INTERNATIONAL DIVIDEND ETF	78463X772	9,446 90	10,855 64	0 00	20,302 54	-1,942 49
<b>Total</b>			<b>10,486.42</b>	<b>13,404.22</b>	<b>0.00</b>	<b>23,890.64</b>	<b>-2,649.04</b>
BD	BUNGE LIMITED FOREIGN STOCK	G16962105	0 00	1,658 54	0 00	1,658 54	0 00
<b>Total BERMUDA</b>			<b>0.00</b>	<b>1,658.54</b>	<b>0.00</b>	<b>1,658.54</b>	<b>0.00</b>
BR	PETROLEO BRASILEIRO SA SPON ADR	71654V408	0 00	8,470 28	0 00	8,470 28	-1,289 89
BR	TELEFONICA BRASIL SA SPON ADR	87936R106	0 00	4,362 96	0 00	4,362 96	0 00
<b>Total BRAZIL</b>			<b>0.00</b>	<b>12,833.24</b>	<b>0.00</b>	<b>12,833.24</b>	<b>-1,289.89</b>
CA	BCE INC NEW FOREIGN STOCK CAD	05534B760	0 00	13,214 08	0 00	13,214 08	-3,303 52
CA	BANK OF NOVA SCOTIA CANADA FOREIGN STOCK CAD	064149107	0 00	8,175 32	0 00	8,175 32	-2,043 84
<b>Total CANADA</b>			<b>0.00</b>	<b>21,389.40</b>	<b>0.00</b>	<b>21,389.40</b>	<b>-5,347.36</b>
CH	CHINA PETROLEUM & CHEMICAL CORP SPON ADR	16941R108	0 00	5,915 10	0 00	5,915 10	-591 51
CH	PETROCHINA CO LTD SPON ADR	71646E100	0 00	8,196 73	0 00	8,196 73	-819 68
<b>Total CHINA</b>			<b>0.00</b>	<b>14,111.83</b>	<b>0.00</b>	<b>14,111.83</b>	<b>-1,411.19</b>
FR	SANOFI SPON ADR	80105N105	0 00	1,621 38	0 00	1,621 38	-473 57
FR	TOTAL S A FRANCE SPON ADR	89151E109	0 00	4,864 35	0 00	4,864 35	-1,459 31
<b>Total FRANCE</b>			<b>0.00</b>	<b>6,485.73</b>	<b>0.00</b>	<b>6,485.73</b>	<b>-1,932.88</b>
GA	DEUTSCHE BANK AG REG SHS ORD FOREIGN STOCK EUR	D18190898	0 00	8,870 14	0 00	8,870 14	-2,339 14
<b>Total GAMBIA, THE</b>			<b>0.00</b>	<b>8,870.14</b>	<b>0.00</b>	<b>8,870.14</b>	<b>-2,339.14</b>
IT	ENI SPA IT SPON ADR	26874R108	0 00	14,213 31	0 00	14,213 31	-3,115 90

UBS FINANCIAL SERVICES INC.

Account PE 29588

## Foreign Income and Taxes Summary

2014

(continued)

Country	Security description	CUSIP	Dividends		Interest	Total income	Tax
			Nonqualified	Qualified			
Total ITALY			0.00	14,213.31	0.00	14,213.31	-3,115.90
JA	HONDA MOTOR CO ADR JAPAN ADR	438128308	0 00	4,545 79	0 00	4,545 79	-454 58
JA	TOYOTA MOTOR CORP NEW JAPAN SPON ADR	892331307	0 00	6,498 56	0 00	6,498 56	-649 85
Total JAPAN			0.00	11,044.35	0.00	11,044.35	-1,104.43
MX	AMERICA MOVIL S A B DE C V SER L SPON ADR	02364W105	0 00	1,719 17	0 00	1,719 17	0 00
Total MEXICO			0.00	1,719.17	0.00	1,719.17	0.00
NL	ROYAL DUTCH SHELL PLC ADS REPSTG 2 CL B ORD SHS SPON ADR	780259107	0 00	3,686 26	0 00	3,686 26	0 00
Total NETHERLANDS			0.00	3,686.26	0.00	3,686.26	0.00
RS	MOBILE TELESYSTEMS OJSC SPON ADR	607409109	0 00	1,456 36	0 00	1,456 36	-436 91
RS	LUKOIL OIL CO SPON ADR	677862104	0 00	10,602 52	0 00	10,602 52	-3,180 76
Total RUSSIA			0.00	12,058.88	0.00	12,058.88	-3,617.67
UK	BP PLC SPON ADR	055622104	0 00	11,872 96	0 00	11,872 96	0 00
UK	BARCLAYS PLC ADR	06738E204	0 00	7,016 99	0 00	7,016 99	0 00
UK	RIO TINTO PLC SPON ADR	767204100	0 00	5,799 53	0 00	5,799 53	0 00
UK	VODAFONE GROUP PLC SPON ADR	92857W308	0 00	11,680 11	0 00	11,680 11	0 00
Total UNITED KINGDOM			0.00	36,369.59	0.00	36,369.59	0.00
Grand Total	Total Foreign Source Income*			168,331.08			
	Qualified Foreign Source Income**			157,844.66			
	Foreign Tax			-22,807.50			

\* Total Foreign Source Income utilizes the "Total" column for RICs which may not always be supplied

\*\* Qualified Foreign Source Income utilizes the "Qualified" column for RICs which may not always be supplied

- 03 Transaction has been adjusted for income reallocations
- 11 Unit Investment Trust income adjustment Items of income, deduction, and credit, and any other information shown on this statement must be taken into account in computing taxable income and credits on your Federal income tax return Dividends reported as qualified must also meet the holding period requirements of section 1(h)(11)(B)(iii) of the Internal Revenue Code to treat the dividends as qualified dividends
- 13 Accrual adjustment This security is a widely held fixed investment trust (WHFIT) Items of income, deduction, and credit, and any other information shown on this statement must be taken into account in computing taxable income and credits on your Federal income tax return Dividends reported as qualified must also meet the holding period requirements of section 1(h)(11)(B)(iii) of the Internal Revenue Code to treat the dividends as qualified dividends
- 15 Income or expense adjustment This security is a widely held fixed investment trust (WHFIT) Items of income, deduction, and credit, and any other information shown on this statement must be taken into account in computing taxable income and credits on your Federal income tax return



## 2014

### Recipient's identification number

For your protection this form may show only the last four digits of your social security number (SSN) individual taxpayer identification number (ITIN) adoption taxpayer identification number (ATIN) or employer identification number (EIN) However the issuer has reported your complete identification number to the IRS and where applicable to state and/or local governments

### Account number

May show an account or other unique number the payer assigned to distinguish your account

### Nominees

If this form includes amounts belonging to another person you are considered a nominee recipient You must file Forms 1099-DIV 1099-B 1099-INT and/or 1099-OID as appropriate with the IRS for each of the other owners to show their share of the income and you must furnish the appropriate Form 1099 to each owner File Copy A of the form with the IRS Furnish Copy B to each owner List yourself as the "payer" and the other owner(s) as the "recipient" File the new Form 1099 with Form 1096 Annual Summary and Transmittal of U S Information Returns with the Internal Revenue Service Center for your area On Form 1096 list yourself as the "filer" A spouse is not required to file a nominee return to show amounts owned by the other spouse See the 2014 General Instructions for Certain Information Returns

**Form 1099-OID** If you bought or sold an obligation during the year and you are not a nominee you are not required to issue or file Form 1099-OID showing the OID or stated interest allocable to the seller/buyer of the obligation

### 1099-DIV Instructions for Recipient

**Line 1a** Shows total ordinary dividends that are taxable Include this amount on line 9a of Form 1040 or 1040A Also report it on Schedule B (1040A or 1040) if required

**Line 1b** Shows the portion of the amount on line 1a that may be eligible for reduced capital gains rates See Form 1040/1040A instructions for how to determine this amount Report the eligible amount on line 9b Form 1040 or 1040A

The amount shown may be dividends a corporation paid directly to you as a participant (or beneficiary of a participant) in an employee stock ownership plan (ESOP) Report it as a dividend on your Form 1040/1040A but treat it as a plan distribution not as investment income for any other purpose

**Line 2a** Shows total capital gain distributions from a regulated investment company or real estate investment trust Report the amounts shown on line 2a on Schedule D (Form 1040) line 13 But if no amount is shown on lines 2c-2d and your only capital gains and losses are capital gain distributions you may be able to report the amounts shown on line 2a on line 13 of Form 1040 (line 10 of Form 1040A) rather than Schedule D See the Form 1040/1040A instructions

**Line 2b** Shows the portion of the amount on line 2a that is unrecaptured section 1250 gain from certain depreciable real property Report this amount on the Unrecaptured Section 1250 Gain WorksheetLine 19 in the Schedule D instructions (Form 1040)

**Line 2c** Shows the portion of the amount on line 2a that is section 1202 gain from certain small business stock that may be subject to an exclusion See the Schedule D (Form 1040) instructions

**Line 2d** Shows 28% rate gain from sales or exchanges of collectibles If required use this amount when completing the 28% Rate Gain

WorksheetLine 18 in the instructions for Schedule D (Form 1040)

**Line 3** Shows the part of the distribution that is nontaxable because it is a return of your cost (or other basis) You must reduce your cost (or other basis) by this amount for figuring gain or loss when you sell your stock But if you get back all your cost (or other basis) report future distributions as capital gains See Pub 550 Investment Income and Expenses

**Line 4** See "Backup Withholding" section

**Line 5** Shows your share of expenses of a nonpublicly offered regulated investment company generally a nonpublicly offered mutual fund If you file Form 1040 you may deduct these expenses on the Other expenses line on Schedule A (Form 1040) subject to the 2% limit This amount is included on line 1a

**Line 6** Shows the foreign tax that you may be able to claim as a deduction or a credit on Form 1040 See the Form 1040 instructions

**Line 7** This line should be left blank if a regulated investment company reported the foreign tax shown on line 6

**Lines 8 and 9** Shows cash and noncash liquidation distributions

**Line 10** Shows exempt-interest dividends from a mutual fund or other regulated investment company paid to you during the calendar year Include this amount on line 8b of Form 1040 or 1040A as tax-exempt interest This amount may be subject to backup withholding See line 4

**Line 11** Shows exempt-interest dividends subject to the alternative minimum tax This amount is included on line 10 See the Instructions for Form 6251

### 1099-INT Instructions for Recipient

The information provided may be different for covered and noncovered securities For a description of covered securities see the Instructions for Form 8949 For a covered security acquired at a premium unless you notified the payer in writing in accordance with Regulations section 1.6045-1(n)(5) that you did not want to amortize the premium under section 171 your payer may report either (1) a net amount of interest that reflects the offset of the amount of interest paid to you by the amount of premium amortization for the year or (2) a gross amount for both the interest paid to you and the premium amortization for the year If you did not notify your payer that you did not want to amortize the premium on a covered security then your payer will only report the gross amount of interest paid to you For a noncovered security acquired at a premium your payer is only required to report the gross amount of interest paid to you

**Line 1** Shows taxable interest paid to you during the calendar year by the payer This does not include interest shown on line 3 May also show the total amount of the credits from clean renewable energy bonds new clean renewable energy bonds qualified energy conservation bonds qualified zone academy bonds qualified school construction bonds and build America bonds that must be included in your interest income These amounts were treated as paid to you during 2014 on the credit allowance dates (March 15 June 15 September 15 and December 15) For more information see Form 8912 Credit to Holders of Tax Credit Bonds See the instructions above for a covered security acquired at a premium

**Line 2** Shows interest or principal forfeited because of early withdrawal of time savings You may deduct this amount to figure your adjusted gross income on your income tax return See the instructions for Form 1040 to see where to take the deduction

**Line 3** Shows interest on US Savings Bonds Treasury bills Treasury bonds and Treasury notes This may or may not all be taxable See Pub 550 This interest is exempt from state and local income taxes This interest is not included on line 1 See the instructions above for a covered security acquired at a premium

**Line 4** See "Backup Withholding" section

**Line 5** Any amount shown is your share of investment expenses of a single-class REMIC If you file Form 1040 you may deduct these expenses on the "Other expenses" line of Schedule A (Form 1040) subject to the 2% limit This amount is included on line 1

**Line 6** Shows foreign tax paid You may be able to claim this tax as a deduction or a credit on your Form 1040 See your Form 1040 instructions

**Line 7** Shows the country or US possession to which the foreign tax was paid

**Line 8** Shows tax-exempt interest paid to you during the calendar year by the payer Report this amount on line 8b of Form 1040 or Form 1040A This amount may be subject to backup withholding See line 4 See the instructions above for a covered security acquired at a premium

**Line 9** Shows tax-exempt interest subject to the alternative minimum tax This amount is included on line 8 See the Instructions for Form 6251 See the instructions above for a covered security acquired at a premium

**Line 10** For a covered security if you made an election under section 1278(b) to include market discount in income as it accrues and you notified your payer of the election shows the market discount that accrued on the debt instrument during the year while held by you Report this amount on your income tax return as directed in the instructions for Form 1040 or 1040A

**Line 11** For a covered security shows the amount of premium amortization for the year unless you notified the payer in writing in accordance with Regulations section 1.6045-1(n)(5) that you did not want to amortize bond premium under section 171 If an amount is reported on this line see the instructions for Form 1040 (Schedule B) If an amount is not reported on this line for a covered security acquired at a premium the payer has reported a net amount of interest on lines 1 3 8 or 9 whichever is applicable If the amount on this line is greater than the amount of interest paid on the covered security please see Regulations section 1.171-2(a)(4)

**Line 12** Shows CUSIP number(s) for tax-exempt bond(s) on which tax-exempt interest was paid to you during the calendar year and reported on line 8 If blank no CUSIP number was issued for the bond(s)

### 1099-OID Instructions for Recipient

Original issue discount (OID) is the excess of an obligation's stated redemption price at maturity over its issue price (acquisition price for a stripped bond or coupon) OID is taxable as interest over the life of the obligation If you are the holder of an OID obligation generally you must include an amount of OID in your gross income each year you hold the obligation Obligations that may have OID include a bond debenture note certificate or other evidence of indebtedness having a term of more than 1 year For example the OID rules may apply to certificates of deposit (CDs) time deposits bonus savings plans and other deposit arrangements especially if the payment of interest is deferred until maturity In addition the OID rules apply to Treasury inflation-protected securities See Pub 550 Investment Income and Expenses for more information The information provided may be different for covered and noncovered securities For a description of covered securities see the Instructions for Form 8949 For a covered security acquired with acquisition premium your payer may report either (1) a net amount of OID that reflects the offset of OID by the amount of acquisition premium amortization for the year or (2) a gross amount for both the OID and the acquisition premium amortization for the year For a noncovered security acquired with acquisition premium your payer is only required to report the gross amount of OID

**Column 1** Shows the OID on the obligation for the part of the year you owned it Report the amount in column 1 as interest income on your income tax return However depending on the type of debt instrument the issue or acquisition date and other factors (for example if you paid

## 2014

acquisition or bond premium or the obligation is a stripped bond or coupon) you may have to figure the correct amount of OID to report on your return See Pub 1212 Guide to Original Issue Discount (OID) Instruments for details on how to figure the correct OID See the instructions above for a covered security acquired with acquisition premium

**Column 3** Shows interest or principal forfeited if you withdrew the money before the maturity date of the obligation such as from a CD You may deduct this amount to figure your adjusted gross income on your income tax return See the instructions for Form 1040 to see where to take the deduction

**Line 4** See "Backup Withholding" section

**Column 5** For a covered security if you made an election under section 1278(b) to include market discount in income as it accrues and you notified your payer of the election shows the market discount that accrued on the debt instrument during the year while held by you Report this amount on your income tax return as directed in the instructions for Form 1040 or 1040A

**Column 6** For a covered security shows the amount of acquisition premium amortization for the year that reduces the amount of OID that is included as interest on your income tax return If an amount is reported in this column see the instructions for Form 1040 (Schedule B) If an amount is not reported in this column for a covered security acquired with acquisition premium the payer has reported a net amount of OID that reflects the offset of OID that is included in income See the instructions above for a covered security acquired with acquisition premium

**Line 7** Shows the identification (CUSIP) number or description of the obligation (may include the stock exchange issuer coupon rate and year of maturity)

**Column 8** Shows OID on a US Treasury obligation for the part of the year you owned it Report this amount as interest income on your federal income tax return and see Pub 1212 to figure any appropriate adjustments to this amount This OID is exempt from state and local income taxes and is not included in column 1 See the instructions above for a covered security acquired with acquisition premium

**Column 9** Any amount shown is your share of investment expenses of a single-class REMIC If you file Form 1040 you may deduct these expenses on the "Other expenses" line of Schedule A (Form 1040) subject to the 2% limit This amount is included in column 2

### 1099-B Instructions for Recipient

Brokers and barter exchanges must report proceeds from (and in some cases basis for) transactions to you and the IRS on Form 1099-B Reporting is also required when your broker knows or has reason to know that a corporation in which you own stock has had a reportable change in control or capital structure You may be required to recognize gain from the receipt of cash stock or other property that was exchanged for the corporation's stock If your broker reported this type of transaction to you the corporation is identified in column 1a

**CUSIP Number** Shows the CUSIP (Committee on Uniform Security Identification Procedures) number or other applicable identifying number

**Applicable check box on Form 8949** Indicates where to report this transaction on Form 8949 and Schedule D and which check box is applicable See the instructions for your Schedule D and/or Form 8949

**Column 1a** Shows a brief description of the item or service for which amounts are being reported For regulated futures contracts and forward contracts "RFC" or other appropriate description may be shown For Section 1256 option contracts "Section 1256 option" or other appropriate description may be shown For a corporation that had a reportable change in control or capital structure this column may show the class of stock as C (common) P (preferred) or O (other)

**Column 1b** This column may be blank if line 5 is Noncovered or if the

securities sold were acquired on a variety of dates For short sales the date shown is the date you acquired the security delivered to close the short sale

**Column 1c** Shows the trade date of the sale or exchange For short sales the date shown is the date the security was delivered to close the short sale For aggregate reporting on lines 8 through 11 no entry will be present

**Column 1d** Shows the cash proceeds reduced by any commissions or transfer taxes related to the sale for transactions involving stocks debt commodities forward contracts non-Section 1256 option contracts or securities futures contracts May show the proceeds from the disposition of your interest(s) in a widely held fixed investment trust May also show the aggregate amount of cash and the fair market value of any stock or other property received in a reportable change in control or capital structure arising from the corporate transfer of property to a foreign corporation Losses on forward contracts or non-Section 1256 option contracts are shown as negative proceeds This column does not include proceeds from regulated futures contracts or Section 1256 option contracts Report this amount on Form 8949 or on Schedule D (whichever is applicable) as explained in the instructions for Schedule D

**Column 1e** Shows the cost or other basis of securities sold If the securities were acquired through the exercise of a non-compensatory option granted or acquired on or after January 1 2014 the basis has been adjusted to reflect your option premium If the securities were acquired through the exercise of a non-compensatory option granted or acquired before January 1 2014 your broker is permitted but not required to adjust the basis to reflect your option premium If the securities were acquired through the exercise of a compensatory option the basis has not been adjusted to include any amount related to the option that was reported to you on a Form W-2 If line 5 is Noncovered Column 1e may be blank See the Instructions for Form 8949 Instructions for Schedule D or Pub 550 for details

**Column 1f** Shows W for wash sale C for collectibles or D for market discount

**Column 1g** Shows the amount of nondeductible loss in a wash sale transaction or the amount of accrued market discount For details on wash sales and market discount see Schedule D (Form 1040) instructions and Pub 550

**Line 3** If "Basis is reported to the IRS" the amount in column 1e has been reported to the IRS and line 2 indicates either Short or Long-term If NO adjustment is required see instructions for your Schedule D as you may be able to report your transaction directly on Schedule D

**Line 4** See "Backup Withholding" section

**Line 5** If the securities sold were Noncovered columns 1b and 1e may be blank and line 2 may be Undetermined Generally a noncovered security means stock purchased before 2011 stock in most mutual funds purchased before 2012 stock purchased in or transferred to a dividend reinvestment plan before 2012 debt acquired before 2014 options granted or acquired before 2014 and securities futures contracts entered into before 2014

**Column 6** If the exercise of a non-compensatory option resulted in a sale of a security indicates whether the amount in column 1d was adjusted for premium

**Column 7** If checked you cannot take a loss on your tax return based on gross proceeds from a reportable change in control or capital structure reported in column 1d See the Form 8949 and Schedule D instructions The broker should advise you of any losses on a separate statement

**Regulated Futures Contracts, Foreign Currency Contracts, and Section 1256 Option Contracts (Lines 8 Through 11)**

**Line 8** Shows the profit or (loss) realized on regulated futures foreign currency or Section 1256 option contracts closed during 2014

**Line 9** Shows any year-end adjustment to the profit or (loss) shown on line 8 due to open contracts on December 31 2013

**Line 10** Shows the unrealized profit or (loss) on open contracts held in your account on December 31 2014 These are considered closed out as of that date This will become an adjustment reported as unrealized profit or (loss) on open contracts 12/31/2014 in 2015

**Line 11** Lines 8 9 and 10 are all used to figure the aggregate profit or (loss) on regulated futures foreign currency or Section 1256 option contracts for the year Include this amount on your 2014 Form 6781

**Columns 14-15 and Line 16** Shows state(s)/local income tax information

### 1099-MISC Instructions for Recipient

**Line 2** Report royalties from oil gas or mineral properties copyrights and patents on Schedule E (Form 1040) However report payments for a working interest as explained in the line 7 instructions For royalties on timber coal and iron ore see Pub 544

**Line 3** Generally report this amount on the Other income line of Form 1040 (or Form 1040NR) and identify the payment The amount shown may be payments received as the beneficiary of a deceased employee prizes awards taxable damages Indian gaming profits or other taxable income See Pub 525 If it is trade or business income report this amount on Schedule C or F (Form 1040)

**Line 4** See "Backup Withholding" section

**Line 8** Shows substitute payments in lieu of dividends or tax-exempt interest received by your broker on your behalf as a result of a loan of your securities Report on the Other income line of Form 1040 (or Form 1040NR)

### Backup Withholding

**Line/Column 4** Shows backup withholding Generally a payer must backup withhold if you did not furnish your taxpayer identification number (TIN) or you did not furnish the correct TIN to the payer See Form W-9 Request for Taxpayer Identification Number and Certification for information on backup withholding Include this amount on your income tax return as tax withheld

### State Tax Withholding

Any state tax withheld on income reported on Forms 1099-DIV 1099-INT 1099-OID and/or 1099-MISC is shown in a dedicated section of Summary Information with additional detail on a separate State Tax Withholding page(s)



**UBS FINANCIAL SERVICES INC.**  
Legacy Tower  
7250 Dallas Parkway, 12th FL  
Plano TX 75024-4920

# 2014 Consolidated Form 1099

**Account Number:** PE 29589

**Your Financial Advisor:**

DAVID M WATTS

**Phone:** 469-440-0501/800-288-1515

**Reporting for:**

THE EL-HIBRI CHAR FOUNDATION

THE EL-HIBRI CHAR FOUNDATION


12001 GLEN ROAD

POTOMAC MD 20854-6325

## What's new this year:

Our 1099 Guide at [www.ubs.com/1099information](http://www.ubs.com/1099information) provides access to supplemental tax information you may find useful when filing your income tax return

*This page intentionally left blank.*

 <b>UBS</b> UBS FINANCIAL SERVICES INC 1000 HARBOR BLVD WEEHAWKEN, NJ 07086	<b>Tax Information</b> <b>Account PE 29589</b>	<b>Statement Date: 02/26/2015</b> <b>Document ID: 5R8EMTS13W4</b>	<b>2014</b>
	THE EL-HIBRI CHAR FOUNDATION 12001 GLEN ROAD POTOMAC, MD 20854-6325	<b>Your Financial Advisor</b> DAVID M WATTS 469-440-0501  Office Code PE Rep Code PEWD	
PAYER'S Federal ID No 13-2638166	RECIPIENT'S ID No XX-XXX6995		

### Summary Information

DIVIDENDS AND DISTRIBUTIONS		2014 1099-DIV*	OMB No 1545-0110	MISCELLANEOUS INCOME		2014 1099-MISC*	OMB No 1545-0115
1a- Total ordinary dividends (includes line 1b)			48,156 12	2- Royalties			0 00
1b- Qualified dividends			16,064 57	3- Other income			0 00
2a- Total capital gain distributions (includes lines 2b, 2c, 2d)			215 08	<b>4- Federal income tax withheld</b>			<b>0.00</b>
2b- Unrecaptured Section 1250 gain			0 00	8- Substitute payments in lieu of dividends or interest			0 00
2c- Section 1202 gain			0 00				
2d- Collectibles (28%) gain			0 00				
3- Nondividend distributions			0 00				
<b>4- Federal income tax withheld</b>			<b>0.00</b>				
5- Investment expenses			0 00				
7- Foreign country or US possession Various	6- Foreign tax paid		1,336 46				
8- Cash liquidation distributions			0 00				
9- Noncash liquidation distributions			0 00				
10- Exempt-interest dividends (includes line 11)			0 00				
11- Specified private activity bond interest dividends (AMT)			0 00				

### REGULATED FUTURES CONTRACTS 2014 1099-B\* OMB No 1545-0715

8- Profit or (loss) realized in 2014 on closed contracts	0 00
9- Unrealized profit or (loss) on open contracts-12/31/2013	0 00
10- Unrealized profit or (loss) on open contracts-12/31/2014	0 00
11- Aggregate profit or (loss) on contracts	0 00

If applicable, summaries and details of proceeds from sale transactions appear in subsequent sections of this document

**\* This is important tax information and is being furnished to the Internal Revenue Service. If you are required to file a return, a negligence penalty or other sanction may be imposed on you if this income is taxable and the IRS determines that it has not been reported.**

### SALES TRANSACTIONS

#### Proceeds, gains, losses and adjustments

Refer to the 1099-B and Proceeds not reported to the IRS pages to ensure that you consider all relevant items and to determine the correct gains and losses The amounts shown below are for informational purposes

Term	Form 8949 type	Proceeds	Cost basis	Market discount	Wash sale loss disallowed	Net gain or loss(-)
Short	A (basis reported to the IRS)	4,799,375 86	4,789,862 92	0 00	0 00	9,512 94
Short	B (basis not reported to the IRS)	0 00	0 00	0 00	0 00	0 00
Short	C (Form 1099-B not received)	0 00	0 00	0 00	0 00	0 00
	<b>Total Short-term</b>	<b>4,799,375.86</b>	<b>4,789,862.92</b>	<b>0.00</b>	<b>0.00</b>	<b>9,512.94</b>
Long	D (basis reported to the IRS)	5,434,498 35	5,446,382 75	0 00	0 00	-11,884 40
Long	E (basis not reported to the IRS)	100,000 00	100,000 00	0 00	0 00	0 00
Long	F (Form 1099-B not received)	0 00	0 00	0 00	0 00	0 00
	<b>Total Long-term</b>	<b>5,534,498.35</b>	<b>5,546,382.75</b>	<b>0.00</b>	<b>0.00</b>	<b>-11,884.40</b>
Undetermined	B or E (basis not reported to the IRS)	0 00	0 00	0 00	0 00	0 00
Undetermined	C or F (Form 1099-B not received)	0 00	0 00	0 00	0 00	0 00
	<b>Total Undetermined-term</b>	<b>0.00</b>	<b>0.00</b>	<b>0.00</b>	<b>0.00</b>	<b>0.00</b>
	<b>Grand total</b>	<b>10,333,874.21</b>	<b>10,336,245.67</b>	<b>0.00</b>	<b>0.00</b>	<b>-2,371.46</b>

#### Withholding from Proceeds

Federal income tax withheld	0 00
-----------------------------	------

Changes to dividend tax classifications processed after your original tax form is issued for 2014 may require an amended tax form

UBS FINANCIAL SERVICES INC.

Account PE 29589

**Summary Information**

2014

(continued)

**INTEREST INCOME** **2014 1099-INT\*** OMB No 1545-0112

1- Interest income (not included in line 3)	208,436 04
2- Early withdrawal penalty	0 00
3- Interest on US Savings Bonds & Treasury obligations	0 00
<b>4- Federal income tax withheld</b>	<b>0.00</b>
5- Investment expenses	0 00
7- Foreign country or US possession	0 00
6- Foreign tax paid	0 00
8- Tax-exempt interest (includes line 9)	0 00
9- Specified private activity bond interest (AMT)	0 00
10- Market discount (covered lots)	0 00
11- Bond premium (total for covered lots, categorized below)	56,778 24
Non Treasury obligations	56,778 24
Treasury obligations	0 00
Tax-exempt obligations	0 00
Tax-exempt private activity obligations (AMT)	0 00
12- Tax-exempt bond CUSIP number (see instructions)	

The following amounts of tax-exempt original issue discount are not reported to the IRS

Tax-exempt original issue discount (includes the line below)	0 00
Tax-exempt original issue discount private activity bonds (AMT)	0 00

**ORIGINAL ISSUE DISCOUNT INCOME SUMMARY**

Use bond-by-bond details from the 1099-OID pages to determine reportable amounts of Original Issue Discount income for your tax return(s) The amounts shown in this section are presented for your reference when preparing your tax return(s)

Original issue discount for 2014	0 00
Other periodic interest	0 00
Early withdrawal penalty	0 00
Federal income tax withheld	0 00
Market discount (covered lots)	0 00
Acquisition premium (total for covered lots, categorized below)	0 00
Non Treasury obligations	0 00
Treasury obligations	0 00
Original issue discount on Treasury obligations	0 00
Investment expenses	0 00

**STATE TAX WITHHELD**

Use the details of the State Tax Withholding page(s) to determine the appropriate amounts for your tax return(s) The amounts shown in this section are presented for your reference

1099-DIV total withheld	0 00
1099-INT total withheld	0 00
1099-OID total withheld	0 00
1099-MISC total withheld	0 00
1099-B total withheld	0 00

**ADJUSTMENTS TO INTEREST AND ORIGINAL ISSUE DISCOUNT**

The amounts in this section are not reported to the IRS They are presented here for your reference when preparing your tax return(s)

Taxable accrued interest paid	66,463 68
Taxable accrued Treasury interest paid	0 00
Tax-exempt accrued interest paid	0 00
Tax-exempt accrued interest paid (AMT)	0 00
Taxable accrued nonqualified interest paid	0 00
Tax-exempt accrued nonqualified interest paid	0 00
Tax-exempt accrued nonqualified interest paid (AMT)	0 00
Nonqualified interest	0 00
Tax-exempt nonqualified interest	0 00
Tax-exempt nonqualified interest (AMT)	0 00
Interest shortfall on contingent payment debt	0 00
Bond premium- Non Treasury obligations (noncovered lots)	7,063 54
Bond premium- Treasury obligations (noncovered lots)	0 00
Bond premium- Tax-exempt obligations (noncovered lots)	0 00
Bond premium- Tax-exempt obligations (AMT, noncovered lots)	0 00
Acquisition premium- Non Treasury obligations (noncovered lots)	0 00
Acquisition premium- Treasury obligations (noncovered lots)	0 00
Acquisition premium- Tax-exempt obligations (all lots)	0 00
Acquisition premium- Tax-exempt obligations (AMT, all lots)	0 00
Market discount (noncovered lots)	0 00

**NON REPORTED INCOME, FEES, EXPENSES AND EXPENDITURES**

The amounts in this section are not reported to the IRS They are presented here for your reference when preparing your tax return(s)

Other receipts- Partnership distributions	0 00
Other receipts- Foreign tax paid on partnership distributions	0 00
Other receipts- Return of principal distributions	0 00
Other receipts- Deferred income payment	0 00
Expenses- Margin interest	0 00
Expenses- Dividends paid on short position	0 00
Expenses- Interest paid on short position	0 00
Expenses- Non reportable distribution expense	0 00
Expenses- Other expenses	0 00
Expenses- Severance tax	0 00
Fees and payments received- Deemed premium	0 00
Fees and payments received- Organizational expense	0 00
Fees and payments received- Income accrual- UIT	0 00
Fees and payments received- Miscellaneous fees	36,672 60
Fees and payments received- Basis adjustments	0 00
Fees and payments received- Tax-exempt investment expense	0 00
Fees and payments received- Foreign tax in excess of treaty	0 00
Income and adjustments- Foreign currency gain/loss	0 00

\* This is important tax information and is being furnished to the Internal Revenue Service. If you are required to file a return, a negligence penalty or other sanction may be imposed on you if this income is taxable and the IRS determines that it has not been reported.

UBS FINANCIAL SERVICES INC.

Account PE 29589

## Proceeds from Broker and Barter Exchange Transactions

2014 1099-B\*

OMB No 1545-0715

## 2- SHORT-TERM TRANSACTIONS

5- COVERED tax lots 3- Basis is reported to the IRS\*\*

Report on Form 8949, Part I, with Box A checked

## 1a- Description of property/CUSIP/Symbol

1c- Date sold or disposed	Quantity	6- Reported	1d- Proceeds & 1e- Cost or other basis	1b- Date acquired	1g- Adjustments & 1f- Code(s), if any	7- Gain or loss(-) & Loss not allowed(X)	Additional information
BERKSHIRE HATHAWAY INCRATE 3 75 %MATURES 08/15/2021 / CUSIP 084670BC1 / Symbol							
07/01/14	100,000 000		106,741 00	03/17/14	105,835 50	0 00	905 50
							Sale Original basis \$106,049 00
GUGGENHEIM BULLETSHARES 2018CORP BOND / CUSIP 18383M530 / Symbol BSCI							
05/02/14	4,000 000		84,598 17	06/19/13	83,559 60	0 00	1,038 57
							Sale
GUGGENHEIM BULLETSHARES 2017CORP BD ETF / CUSIP 18383M548 / Symbol BSCH							
05/02/14	4,000 000		91,378 05	06/19/13	90,220 27	0 00	1,157 78
							Sale
GUGGENHEIM BULLETSHARES 2016CORP BOND ETF / CUSIP 18383M555 / Symbol BSCG							
03/24/14	4,000 000		89,198 43	04/05/13	89,360 00	0 00	-161 57
							Sale
3 tax lots for 04/01/14 Total proceeds (and cost when required) reported to the IRS							
	1,000 000		22,316 34	04/05/13	22,340 00	0 00	-23 66
							Sale
	4,000 000		89,265 34	06/19/13	88,909 31	0 00	356 03
							Sale
	5,000 000		111,581 67	09/18/13	110,582 86	0 00	998 81
							Sale
04/01/14	10,000 000		223,163 35	VARIOUS	221,832 17	0 00	1,331 18
							Total of 3 lots
04/09/14	10,000 000		223,496 06	09/18/13	221,165 72	0 00	2,330 34
							Sale
05/02/14	10,000 000		223,595 06	09/18/13	221,165 72	0 00	2,429 34
							Sale
	Security total		759,452 90		753,523 61	0 00	5,929 29
GUGGENHEIM BULLETSHARES 2015ETF / CUSIP 18383M563 / Symbol BSCF							
03/21/14	4,000 000		87,481 67	04/05/13	87,480 00	0 00	1 67
							Sale
3 tax lots for 04/01/14 Total proceeds (and cost when required) reported to the IRS							
	1,000 000		21,832 92	04/05/13	21,870 00	0 00	-37 08
							Sale
	4,000 000		87,331 67	06/19/13	87,319 60	0 00	12 07
							Sale
	5,000 000		109,164 58	09/18/13	109,149 70	0 00	14 88
							Sale
04/01/14	10,000 000		218,329 17	VARIOUS	218,339 30	0 00	-10 13
							Total of 3 lots
04/09/14	10,000 000		218,624 26	09/18/13	218,299 40	0 00	324 86
							Sale
05/02/14	10,000 000		218,602 37	09/18/13	218,299 40	0 00	302 97
							Sale
	Security total		743,037 47		742,418 10	0 00	619 37
ETF GUGGENHEIM BULLET SHARES2014 CORP B / CUSIP 18383M571 / Symbol BSCE							
03/12/14	2,460 000		52,028 56	04/05/13	52,422 11	0 00	-393 55
							Sale

\* This is important tax information and is being furnished to the Internal Revenue Service. If you are required to file a return, a negligence penalty or other sanction may be imposed on you if this income is taxable and the IRS determines that it has not been reported. Remember, taxpayers are ultimately responsible for the accuracy of their tax return(s).

\*\*For NONCOVERED tax lots, values for "Date acquired," "Cost or other basis" and "Adjustments & Code(s), if any" are provided for your reference and are NOT reported to the IRS. For all tax lots, values for "Gain or loss(-)" and "Additional information" are provided for your reference and are NOT reported to the IRS.

UBS FINANCIAL SERVICES INC.

Account PE 29589

**Proceeds from Broker and Barter Exchange Transactions**

2014 1099-B\*

(continued)

OMB No 1545-0715

**2- SHORT-TERM TRANSACTIONS****5- COVERED tax lots 3- Basis is reported to the IRS\*\***

Report on Form 8949, Part I, with Box A checked

**1a- Description of property/CUSIP/Symbol**

1c- Date sold or disposed	Quantity	1d- Proceeds & Reported (G)ross (N)et	1b- Date acquired	1e- Cost or other basis	1g- Adjustments & 1f- Code(s), if any	Gain or loss(-) & 7- Loss not allowed(X)	Additional information
ETF GUGGENHEIM BULLET SHARES2014 CORP B / CUSIP 18383M571 / Symbol BSCE (cont'd)							
5 tax lots for 03/14/14 Total proceeds (and cost when required) reported to the IRS							
	2,540 000	53,723 27	04/05/13	54,126 89	0 00	-403 62	Sale
	4,000 000	84,603 57	06/19/13	85,232 00	0 00	-628 43	Sale
	3,460 000	73,182 09	06/28/13	73,566 18	0 00	-384 09	Sale
	5,000 000	105,755 04	06/28/13	106,309 51	0 00	-554 47	Sale
	5,000 000	105,755 04	09/18/13	106,497 47	0 00	-742 43	Sale
03/14/14	20,000 000	423,019 01	VARIOUS	425,732 05	0 00	-2,713 04	Total of 5 lots
2 tax lots for 03/18/14 Total proceeds (and cost when required) reported to the IRS							
	10,000 000	211,812 87	09/18/13	212,994 94	0 00	-1,182 07	Sale
	10,000 000	211,894 72	09/18/13	212,994 95	0 00	-1,100 23	Sale
03/18/14	20,000 000	423,707 59	VARIOUS	425,989 89	0 00	-2,282 30	Total of 2 lots
	Securty total	898,755 16		904,144 05	0 00	-5,388 89	
E I DU PONT DE NEMOURS RATE 3 625 %MATURES 01/15/2021 / CUSIP 263534CB3 / Symbol							
07/01/14	100,000 000	105,755 00	04/09/14	105,265 32	0 00	489 68	Sale Original basis \$105,433 00
ISHARES SHORT TREASURY BONDETf / CUSIP 464288679 / Symbol SHV							
3 tax lots for 03/20/14 Total proceeds (and cost when required) reported to the IRS							
	465 000	51,265 16	04/05/13	51,261 02	0 00	4 14	Sale
	465 000	51,265 17	04/05/13	51,260 67	0 00	4 50	Sale
	535 000	58,982 50	04/05/13	58,981 17	0 00	1 33	Sale
03/20/14	1,465 000	161,512 83	VARIOUS	161,502 86	0 00	9 97	Total of 3 lots
03/24/14	2,000 000	220,505 13	04/05/13	220,490 34	0 00	14 79	Sale
	Securty total	382,017 96		381,993 20	0 00	24 76	
ISHARES FLOATING RATE BOND ETF / CUSIP 46429B655 / Symbol FLOT							
2 tax lots for 03/20/14 Total proceeds (and cost when required) reported to the IRS							
	4,752 000	240,893 52	11/11/13	240,736 19	0 00	157 33	Sale
	9,200 000	466,338 61	11/11/13	466,071 75	0 00	266 86	Sale
03/20/14	13,952 000	707,232 13	VARIOUS	706,807 94	0 00	424 19	Total of 2 lots

\* This is important tax information and is being furnished to the Internal Revenue Service. If you are required to file a return, a negligence penalty or other sanction may be imposed on you if this income is taxable and the IRS determines that it has not been reported. Remember, taxpayers are ultimately responsible for the accuracy of their tax return(s).

\*\*For NONCOVERED tax lots, values for "Date acquired," "Cost or other basis" and "Adjustments & Code(s), if any" are provided for your reference and are NOT reported to the IRS. For all tax lots, values for "Gain or loss(-)" and "Additional information" are provided for your reference and are NOT reported to the IRS.



UBS FINANCIAL SERVICES INC.

Account PE 29589

**Proceeds from Broker and Barter Exchange Transactions****2014 1099-B\*****(continued)**

OMB No 1545-0715

**2- SHORT-TERM TRANSACTIONS****5- COVERED tax lots 3- Basis is reported to the IRS\*\***

Report on Form 8949, Part I, with Box A checked

**1a- Description of property/CUSIP/Symbol**

<b>1c- Date sold or disposed</b>	<b>Quantity</b>	<b>6- Reported (G)ross (N)et</b>	<b>1d- Proceeds &amp; 1b- Date acquired</b>	<b>1e- Cost or other basis</b>	<b>1g- Adjustments &amp; 1f- Code(s), if any</b>	<b>7- Gain or loss(-) &amp; Loss not allowed(X)</b>	<b>Additional information</b>
ISHARES FLOATING RATE BOND ETF / CUSIP 46429B655 / Symbol FLOT (cont'd)							
2 tax lots for 04/01/14 Total proceeds (and cost when required) reported to the IRS							
	1,839 000	93,180 14	11/11/13	93,163 69	0 00	16 45	Sale
	3,161 000	160,164 46	11/12/13	160,104 65	0 00	59 81	Sale
04/01/14	5,000 000	253,344 60	VARIOUS	253,268 34	0 00	76 26	Total of 2 lots
2 tax lots for 08/08/14 Total proceeds (and cost when required) reported to the IRS							
	405 000	20,574 09	11/12/13	20,513 25	0 00	60 84	Sale
	4,595 000	233,427 00	11/12/13	232,778 43	0 00	648 57	Sale
08/08/14	5,000 000	254,001 09	VARIOUS	253,291 68	0 00	709 41	Total of 2 lots
2 tax lots for 11/04/14 Total proceeds (and cost when required) reported to the IRS							
	510 000	25,871 73	11/12/13	25,836 12	0 00	35 61	Sale
	3,490 000	177,024 60	11/12/13	176,800 16	0 00	224 44	Sale
11/04/14	4,000 000	202,896 33	VARIOUS	202,636 28	0 00	260 05	Total of 2 lots
Security total		1,417,474 15		1,416,004 24	0 00	1,469 91	
UNION PACIFIC CORP NOTERATE 4 00 %MATURES 02/01/2021 CALLABLE / CUSIP 907818DG0 / Symbol							
07/01/14	100,000 000	108,278 00	03/13/14	106,386 30	0 00	1,891 70	Sale Original basis \$106,650 00
WELLS FARGO & CO NOTERATE 3 00 %MATURES 01/22/2021 / CUSIP 94974BFR6 / Symbol							
07/01/14	100,000 000	101,888 00	03/13/14	100,512 73	0 00	1,375 27	Sale Original basis \$100,534 00
<b>Totals:</b>		<b>4,799,375.86</b>		<b>4,789,862.92</b>	<b>0.00</b>	<b>9,512.94</b>	

\* This is important tax information and is being furnished to the Internal Revenue Service. If you are required to file a return, a negligence penalty or other sanction may be imposed on you if this income is taxable and the IRS determines that it has not been reported. Remember, taxpayers are ultimately responsible for the accuracy of their tax return(s).

\*\*For NONCOVERED tax lots, values for "Date acquired," "Cost or other basis" and "Adjustments & Code(s), if any" are provided for your reference and are NOT reported to the IRS. For all tax lots, values for "Gain or loss(-)" and "Additional information" are provided for your reference and are NOT reported to the IRS.

UBS FINANCIAL SERVICES INC.

Account PE 29589

## Proceeds from Broker and Barter Exchange Transactions

2014 1099-B\*

(continued)

OMB No 1545-0715

## 2- LONG-TERM TRANSACTIONS

5- COVERED tax lots 3- Basis is reported to the IRS\*\*

Report on Form 8949, Part II, with Box D checked

## 1a- Description of property/CUSIP/Symbol

1c- Date sold or disposed	Quantity	6- Reported	1d- Proceeds & Gross (N)et	1b- Date acquired	1e- Cost or other basis	1g- Adjustments & 1f- Code(s), if any	Gain or loss(-) & 7- Loss not allowed(X)	Additional information
GUGGENHEIM BULLETSHARES 2019CORP BOND / CUSIP 18383M522 / Symbol BSCJ								
03/21/14	10,000 000		208,395 59	01/29/13	210,400 00	0 00	-2,004 41	Sale
04/01/14	10,357 000		215,556 84	01/29/13	217,911 28	0 00	-2,354 44	Sale
	2 tax lots for 04/30/14 Total proceeds (and cost when required) reported to the IRS							
	1,388 000		29,106 30	01/29/13	29,203 52	0 00	-97 22	Sale
	12,912 000		270,764 12	01/29/13	271,668 48	0 00	-904 36	Sale
04/30/14	14,300 000		299,870 42	VARIOUS	300,872 00	0 00	-1,001 58	Total of 2 lots
	2 tax lots for 05/01/14 Total proceeds (and cost when required) reported to the IRS							
	1,575 000		33,061 75	01/29/13	33,138 00	0 00	-76 25	Sale
	4,125 000		86,590 31	01/29/13	86,790 00	0 00	-199 69	Sale
05/01/14	5,700 000		119,652 06	VARIOUS	119,928 00	0 00	-275 94	Total of 2 lots
	Security total		843,474 91		849,111 28	0 00	-5,636 37	
GUGGENHEIM BULLETSHARES 2018CORP BOND / CUSIP 18383M530 / Symbol BSCI								
03/21/14	10,000 000		209,938 36	01/29/13	210,800 00	0 00	-861 64	Sale
	3 tax lots for 04/09/14 Total proceeds (and cost when required) reported to the IRS							
	3,506 000		73,935 43	01/29/13	73,941 54	0 00	-6 11	Sale
	5,494 000		115,858 88	01/29/13	115,813 52	0 00	45 36	Sale
	10,281 000		216,982 23	01/29/13	216,723 48	0 00	258 75	Sale
04/09/14	19,281 000		406,776 54	VARIOUS	406,478 54	0 00	298 00	Total of 3 lots
	3 tax lots for 05/01/14 Total proceeds (and cost when required) reported to the IRS							
	575 000		12,160 98	01/29/13	12,126 75	0 00	34 23	Sale
	3,925 000		83,011 92	01/29/13	82,778 25	0 00	233 67	Sale
	5,500 000		116,322 43	01/29/13	115,987 50	0 00	334 93	Sale
05/01/14	10,000 000		211,495 33	VARIOUS	210,892 50	0 00	602 83	Total of 3 lots
	2 tax lots for 05/02/14 Total proceeds (and cost when required) reported to the IRS							
	1,000 000		21,149 54	01/29/13	21,090 00	0 00	59 54	Sale
	5,000 000		105,747 71	04/05/13	106,250 00	0 00	-502 29	Sale
05/02/14	6,000 000		126,897 25	VARIOUS	127,340 00	0 00	-442 75	Total of 2 lots
	Security total		955,107 48		955,511 04	0 00	-403 56	
GUGGENHEIM BULLETSHARES 2017CORP BD ETF / CUSIP 18383M548 / Symbol BSCH								
03/21/14	10,000 000		227,313 98	01/29/13	228,000 00	0 00	-686 02	Sale

\* This is important tax information and is being furnished to the Internal Revenue Service. If you are required to file a return, a negligence penalty or other sanction may be imposed on you if this income is taxable and the IRS determines that it has not been reported. Remember, taxpayers are ultimately responsible for the accuracy of their tax return(s).

\*\*For NONCOVERED tax lots, values for "Date acquired," "Cost or other basis" and "Adjustments & Code(s), if any" are provided for your reference and are NOT reported to the IRS. For all tax lots, values for "Gain or loss(-)" and "Additional information" are provided for your reference and are NOT reported to the IRS.

UBS FINANCIAL SERVICES INC.

Account PE 29589

**Proceeds from Broker and Barter Exchange Transactions****2014 1099-B\*****(continued)**

OMB No 1545-0715

**2- LONG-TERM TRANSACTIONS****5- COVERED tax lots 3- Basis is reported to the IRS\*\***

Report on Form 8949, Part II, with Box D checked

**1a- Description of property/CUSIP/Symbol**

<b>1c- Date sold or disposed</b>	<b>Quantity</b>	<b>6- Reported</b>	<b>1d- Proceeds &amp; Gross (N)et</b>	<b>1b- Date acquired</b>	<b>1e- Cost or other basis</b>	<b>1g- Adjustments &amp; 1f- Code(s), if any</b>	<b>Gain or loss(-) &amp; 7- Loss not allowed(X)</b>	<b>Additional information</b>
GUGGENHEIM BULLETSHARES 2017CORP BD ETF / CUSIP 18383M548 / Symbol BSCH (cont'd)								
04/01/14	10,000 000		227,515 87	01/29/13	228,000 00	0 00	-484 13	Sale
04/09/14	10,000 000		228,294 95	01/29/13	228,000 00	0 00	294 95	Sale
2 tax lots for 05/01/14 Total proceeds (and cost when required) reported to the IRS								
	1,140 000		26,041 09	01/29/13	25,992 00	0 00	49 09	Sale
	3,234 000		73,874 47	01/29/13	73,735 20	0 00	139 27	Sale
05/01/14	4,374 000		99,915 56	VARIOUS	99,727 20	0 00	188 36	Total of 2 lots
3 tax lots for 05/02/14 Total proceeds (and cost when required) reported to the IRS								
	1,575 000		35,980 11	01/29/13	35,910 00	0 00	70 11	Sale
	1,851 000		42,285 19	01/29/13	42,202 80	0 00	82 39	Sale
	5,000 000		114,222 56	04/05/13	114,799 00	0 00	-576 44	Sale
05/02/14	8,426 000		192,487 86	VARIOUS	192,911 80	0 00	-423 94	Total of 3 lots
Security total			975,528 22		976,639 00	0 00	-1,110 78	
GUGGENHEIM BULLETSHARES 2016CORP BOND ETF / CUSIP 18383M555 / Symbol BSCG								
2 tax lots for 03/20/14 Total proceeds (and cost when required) reported to the IRS								
	4,083 000		91,171 38	01/29/13	90,887 58	0 00	283 80	Sale
	5,917 000		132,123 69	01/29/13	131,771 59	0 00	352 10	Sale
03/20/14	10,000 000		223,295 07	VARIOUS	222,659 17	0 00	635 90	Total of 2 lots
2 tax lots for 03/21/14 Total proceeds (and cost when required) reported to the IRS								
	1,211 000		27,028 93	01/29/13	26,956 86	0 00	72 07	Sale
	8,789 000		196,166 19	01/29/13	195,643 14	0 00	523 05	Sale
03/21/14	10,000 000		223,195 12	VARIOUS	222,600 00	0 00	595 12	Total of 2 lots
03/24/14	4,000 000		89,198 43	01/29/13	89,040 00	0 00	158 43	Sale
Security total			535,688 62		534,299 17	0 00	1,389 45	
GUGGENHEIM BULLETSHARES 2015ETF / CUSIP 18383M563 / Symbol BSCF								
03/20/14	11,359 000		248,313 30	01/29/13	248,152 45	0 00	160 85	Sale
3 tax lots for 03/21/14 Total proceeds (and cost when required) reported to the IRS								
	692 000		15,134 33	01/29/13	15,117 66	0 00	16 67	Sale
	5,308 000		116,088 17	01/29/13	115,979 80	0 00	108 37	Sale
	10,000 000		218,704 17	01/29/13	218,463 30	0 00	240 87	Sale
03/21/14	16,000 000		349,926 67	VARIOUS	349,560 76	0 00	365 91	Total of 3 lots

\* This is important tax information and is being furnished to the Internal Revenue Service. If you are required to file a return, a negligence penalty or other sanction may be imposed on you if this income is taxable and the IRS determines that it has not been reported. Remember, taxpayers are ultimately responsible for the accuracy of their tax return(s).

\*\*For NONCOVERED tax lots, values for "Date acquired," "Cost or other basis" and "Adjustments & Code(s), if any" are provided for your reference and are NOT reported to the IRS. For all tax lots, values for "Gain or loss(-)" and "Additional information" are provided for your reference and are NOT reported to the IRS.

UBS FINANCIAL SERVICES INC.

Account PE 29589

**Proceeds from Broker and Barter Exchange Transactions****2014 1099-B\*****(continued)**

OMB No 1545-0715

**2- LONG-TERM TRANSACTIONS****5- COVERED tax lots 3- Basis is reported to the IRS\*\***

Report on Form 8949, Part II, with Box D checked

**1a- Description of property/CUSIP/Symbol**

<b>1c- Date sold or disposed</b>	<b>Quantity</b>	<b>1d- Proceeds &amp; 6- Reported (G)ross (N)et</b>	<b>1b- Date acquired</b>	<b>1e- Cost or other basis</b>	<b>1g- Adjustments &amp; 1f- Code(s), if any</b>	<b>Gain or loss(-) &amp; 7- Loss not allowed(X)</b>	<b>Additional information</b>
Security total		598,239 97		597,713 21	0 00	526 76	
ETF GUGGENHEIM BULLET SHARES2014 CORP B / CUSIP 18383M571 / Symbol BSCE							
3 tax lots for 02/25/14 Total proceeds (and cost when required) reported to the IRS							
	5,240 000	111,298 15	01/29/13	111,780 34	0 00	-482 19	Sale
	5,493 000	116,671 90	01/29/13	117,110 76	0 00	-438 86	Sale
	10,000 000	212,401 30	01/29/13	213,321 26	0 00	-919 96	Sale
02/25/14	20,733 000	440,371 35	VARIOUS	442,212 36	0 00	-1,841 01	Total of 3 lots
3 tax lots for 03/12/14 Total proceeds (and cost when required) reported to the IRS							
	2,100 000	44,414 63	01/29/13	44,772 00	0 00	-357 37	Sale
	5,440 000	115,055 03	01/29/13	116,035 20	0 00	-980 17	Sale
	10,000 000	211,513 32	01/29/13	213,200 00	0 00	-1,686 68	Sale
03/12/14	17,540 000	370,982 98	VARIOUS	374,007 20	0 00	-3,024 22	Total of 3 lots
Security total		811,354 33		816,219 56	0 00	-4,865 23	
ISHARES SHORT TREASURY BONDETf / CUSIP 464288679 / Symbol SHV							
09/16/14	2,000 000	220,525 13	04/05/13	220,490 34	0 00	34 79	Sale
VANGUARD SHORT-TERMINFLATION PROTECTED SECINDEX FD ETF / CUSIP 922020805 / Symbol VTIP							
09/16/14	2,013 000	99,910 83	06/05/13	99,925 15	0 00	-14 32	Sale
09/30/14	7,987 000	394,668 86	06/05/13	396,474 00	0 00	-1,805 14	Sale
Security total		494,579 69		496,399 15	0 00	-1,819 46	
<b>Totals:</b>		<b>5,434,498.35</b>		<b>5,446,382.75</b>	<b>0.00</b>	<b>-11,884.40</b>	

\* This is important tax information and is being furnished to the Internal Revenue Service. If you are required to file a return, a negligence penalty or other sanction may be imposed on you if this income is taxable and the IRS determines that it has not been reported. Remember, taxpayers are ultimately responsible for the accuracy of their tax return(s).

\*\*For NONCOVERED tax lots, values for "Date acquired," "Cost or other basis" and "Adjustments & Code(s), if any" are provided for your reference and are NOT reported to the IRS. For all tax lots, values for "Gain or loss(-)" and "Additional information" are provided for your reference and are NOT reported to the IRS.

UBS FINANCIAL SERVICES INC.

Account PE 29589

**Proceeds from Broker and Barter Exchange Transactions****2014 1099-B\*****(continued)**

OMB No 1545-0715

**LONG-TERM TRANSACTIONS****5- NONCOVERED tax lots 3- Basis NOT reported to the IRS\*\***

Report on Form 8949, Part II, with Box E checked

**1a- Description of property/CUSIP/Symbol**

<b>1c- Date sold or disposed</b>	<b>Quantity</b>	<b>6- Reported (G)ross (N)et</b>	<b>1d- Proceeds &amp; Date acquired</b>	<b>Cost or other basis</b>	<b>Adjustments &amp; Code(s), if any</b>	<b>Gain or loss(-) &amp; 7- Loss not allowed(X)</b>	<b>Additional information</b>
GOLDMAN SACHS GROUP INC05 500% 111514 DTD111502FC051503 / CUSIP 38141GCM4 / Symbol 11/15/14	100,000 000	100,000 00	01/25/08	100,000 00	0 00	0 00	Sale

\* This is important tax information and is being furnished to the Internal Revenue Service. If you are required to file a return, a negligence penalty or other sanction may be imposed on you if this income is taxable and the IRS determines that it has not been reported. Remember, taxpayers are ultimately responsible for the accuracy of their tax return(s).

\*\*For NONCOVERED tax lots, values for "Date acquired," "Cost or other basis" and "Adjustments & Code(s), if any" are provided for your reference and are NOT reported to the IRS. For all tax lots, values for "Gain or loss(-)" and "Additional information" are provided for your reference and are NOT reported to the IRS.

UBS FINANCIAL SERVICES INC.

Account PE 29589

## Detail for Dividends and Distributions

2014

Security description	CUSIP and/or symbol	State	Date	Amount	Transaction type	Notes	ExDate
RMA MONEY MKT PORTFOLIO	90348L105		03/24/14	1 65	Nonqualified dividend		
			03/27/14	0 03	Nonqualified dividend		
			04/23/14	0 36	Nonqualified dividend		
			06/23/14	0 02	Nonqualified dividend		
			07/24/14	2 07	Nonqualified dividend		
			08/22/14	0 28	Nonqualified dividend		
			11/20/14	0 62	Nonqualified dividend		
			Dividends and Distributions			5 03	
GUGGENHEIM BULLETSHARES 2018 HIGH YIELD CORP BOND	18383M381 BSIJ		12/05/14	342 38	Nonqualified dividend		12/01/2014
			01/02/15	480 70	Nonqualified dividend		12/29/2014
			01/02/15	215 08	Long-term capital gain		12/29/2014
			01/02/15	249 28	Short-term capital gain		12/29/2014
Dividends and Distributions			1,287 44				
GUGGENHEIM BULLETSHARES 2019 CORP BOND	18383M522 BSCJ		02/07/14	1,464 96	Nonqualified dividend		02/03/2014
			03/07/14	1,356 00	Nonqualified dividend		03/03/2014
			04/07/14	1,147 49	Nonqualified dividend		04/01/2014
			05/07/14	208 05	Nonqualified dividend		05/01/2014
Dividends and Distributions			4,176 50				
GUGGENHEIM BULLETSHARES 2018 CORP BOND	18383M530 BSCI		02/07/14	1,443 93	Nonqualified dividend		02/03/2014
			03/07/14	1,424 22	Nonqualified dividend		03/03/2014
			04/07/14	1,260 92	Nonqualified dividend		04/01/2014
			05/07/14	568 00	Nonqualified dividend		05/01/2014
Dividends and Distributions			4,697 07				
GUGGENHEIM BULLETSHARES 2017 CORP BD ETF	18383M548 BSCH		02/07/14	1,497 60	Nonqualified dividend		02/03/2014
			03/07/14	1,394 64	Nonqualified dividend		03/03/2014
			04/07/14	1,196 00	Nonqualified dividend		04/01/2014
			05/07/14	507 36	Nonqualified dividend		05/01/2014
Dividends and Distributions			4,595 60				
GUGGENHEIM BULLETSHARES 2016 CORP BOND ETF	18383M555 BSCG		02/07/14	1,374 60	Nonqualified dividend		02/03/2014
			03/07/14	1,276 00	Nonqualified dividend		03/03/2014
			04/07/14	720 00	Nonqualified dividend		04/01/2014
			05/07/14	225 00	Nonqualified dividend		05/01/2014
Dividends and Distributions			3,595 60				

UBS FINANCIAL SERVICES INC.

Account PE 29589

## Detail for Dividends and Distributions

2014

(continued)

Security description	CUSIP and/or symbol	State	Date	Amount	Transaction type	Notes	ExDate
GUGGENHEIM BULLETSHARES 2015 ETF	18383M563 BSCF		02/07/14	1,147 41	Nonqualified dividend		02/03/2014
			03/07/14	1,049 24	Nonqualified dividend		03/03/2014
			04/07/14	558 00	Nonqualified dividend		04/01/2014
			05/07/14	174 00	Nonqualified dividend		05/01/2014
			Dividends and Distributions	2,928 65			
ETF GUGGENHEIM BULLET SHARES 2014 CORP B	18383M571 BSCE		02/07/14	1,025 31	Nonqualified dividend		02/03/2014
			03/07/14	606 00	Nonqualified dividend		03/03/2014
			Dividends and Distributions	1,631 31			
ISHARES US PREFERRED STOCK ETF INDEX FUND	464288687 PFF		10/07/14	741 35	Qualified dividend	03	10/01/2014
			10/07/14	330 18	Nonqualified dividend	03	10/01/2014
			11/07/14	734 04	Qualified dividend	03	11/03/2014
			11/07/14	326 93	Nonqualified dividend	03	11/03/2014
			12/05/14	702 84	Qualified dividend	03	12/01/2014
			12/05/14	313 04	Nonqualified dividend	03	12/01/2014
			12/31/14	1,469 43	Qualified dividend	03	12/24/2014
			12/31/14	654 47	Nonqualified dividend	03	12/24/2014
			Dividends and Distributions	5,272 28			
ISHARES TR INT PFD STK FD	46429B135 IPFF		02/07/14	882 96	Qualified dividend	03	02/03/2014
			02/07/14	-124 52	Foreign tax withheld-Various	03	02/03/2014
			03/07/14	1,385 00	Qualified dividend	03	03/03/2014
			03/07/14	-195 32	Foreign tax withheld-Various	03	03/03/2014
			04/07/14	1,415 65	Qualified dividend	03	04/01/2014
			04/07/14	-141 81	Foreign tax withheld-Various	03	04/01/2014
			05/07/14	989 64	Qualified dividend	03	05/01/2014
			05/07/14	-99 13	Foreign tax withheld-Various	03	05/01/2014
			06/06/14	883 60	Qualified dividend	03	06/02/2014
			06/06/14	-88 51	Foreign tax withheld-Various	03	06/02/2014
			07/08/14	853 13	Qualified dividend	03	07/01/2014
			07/08/14	-85 46	Foreign tax withheld-Various	03	07/01/2014
			08/07/14	879 70	Qualified dividend	03	08/01/2014
			08/07/14	-88 12	Foreign tax withheld-Various	03	08/01/2014
			09/08/14	1,000 35	Qualified dividend	03	09/02/2014
			09/08/14	-100 20	Foreign tax withheld-Various	03	09/02/2014
			10/07/14	1,002 03	Qualified dividend	03	10/01/2014
			10/07/14	-100 38	Foreign tax withheld-Various	03	10/01/2014

UBS FINANCIAL SERVICES INC.

Account PE 29589

## Detail for Dividends and Distributions

2014

(continued)

Security description	CUSIP and/or symbol	State	Date	Amount	Transaction type	Notes	ExDate
ISHARES TR INT PFD STK FD (Cont'd)	46429B135 IPFF		11/07/14	998 84	Qualified dividend	03	11/03/2014
			11/07/14	-100 05	Foreign tax withheld-Various	03	11/03/2014
			12/05/14	1,098 26	Qualified dividend	03	12/01/2014
			12/05/14	-110 01	Foreign tax withheld-Various	03	12/01/2014
			12/31/14	1,027 75	Qualified dividend	03	12/24/2014
			12/31/14	-102 95	Foreign tax withheld-Various	03	12/24/2014
	Dividends and Distributions			12,416 91			
	Foreign tax withheld			-1,336 46			
ISHARES CMBS ETF	46429B366 CMBS		08/07/14	648 19	Nonqualified dividend		08/01/2014
			09/08/14	735 69	Nonqualified dividend		09/02/2014
			10/07/14	892 19	Nonqualified dividend		10/01/2014
			11/07/14	909 51	Nonqualified dividend		11/03/2014
			12/05/14	958 34	Nonqualified dividend		12/01/2014
			12/31/14	1,268 98	Nonqualified dividend		12/24/2014
	Dividends and Distributions			5,412 90			
ISHARES FLOATING RATE BOND ETF	46429B655 FLOT		02/07/14	518 30	Nonqualified dividend		02/03/2014
			03/07/14	483 56	Nonqualified dividend		03/03/2014
			04/07/14	274 62	Nonqualified dividend		04/01/2014
			05/07/14	187 85	Nonqualified dividend		05/01/2014
			06/06/14	194 49	Nonqualified dividend		06/02/2014
			07/08/14	190 21	Nonqualified dividend		07/01/2014
			08/07/14	187 04	Nonqualified dividend		08/01/2014
			09/08/14	91 38	Nonqualified dividend		09/02/2014
			10/07/14	91 92	Nonqualified dividend		10/01/2014
			11/07/14	94 12	Nonqualified dividend		11/03/2014
			12/05/14	18 62	Nonqualified dividend		12/01/2014
			12/31/14	19 80	Nonqualified dividend		12/24/2014
	Dividends and Distributions			2,351 91			
	<b>Total Dividends and Distributions:</b>			<b>48,371.20</b>			
	<b>Total Foreign tax withheld:</b>			<b>-1,336.46</b>			



UBS FINANCIAL SERVICES INC.

Account PE 29589

## Detail for Interest Income

2014

Security description	CUSIP and/or symbol	Date	Amount	Transaction type	Notes
UBS BANK USA BUSINESS ACCOUNT	90499A916	01/07/14	0 94	Interest	
		02/06/14	3 68	Interest	
		03/06/14	4 21	Interest	
		04/04/14	7 76	Interest	
		05/06/14	8 87	Interest	
		06/05/14	9 83	Interest	
		07/07/14	10 88	Interest	
		08/06/14	8 15	Interest	
		09/05/14	5 92	Interest	
		10/06/14	5 88	Interest	
		11/06/14	5 53	Interest	
		12/04/14	5 50	Interest	
		12/31/14	1 72	Interest	
	Interest Income		78 87		
AT&T INC NOTE RATE 2 30 % MATURES 03/11/2019 DATED DATE 03/10/2014	00206RCC4	03/24/14	-89 44	Accrued interest pd	
		09/10/14	-5 29	Bd prem covered	
		09/11/14	1,156 39	Interest	
	Interest Income		1,156 39		
	Accrued interest pd		-89 44		
	Bd prem covered		-5 29		
ABBOTT LABS B/E 4 125% 052720 DTD052710 CALL @ MW +15BP	002824AW0	03/24/14	-670 31	Accrued interest pd	
		05/26/14	-126 07	Bd prem covered	
		05/27/14	1,031 25	Interest	
		11/26/14	-335 33	Bd prem covered	
		11/27/14	1,031 25	Interest	
	Interest Income		2,062 50		
	Accrued interest pd		-670 31		
	Bd prem covered		-461 40		
AMAZON COM INC NOTE RATE 1 20 % MATURES 11/29/2017	023135AH9	04/07/14	-426 67	Accrued interest pd	
		05/29/14	600 00	Interest	
		11/29/14	600 00	Interest	
	Interest Income		1,200 00		
	Accrued interest pd		-426 67		

UBS FINANCIAL SERVICES INC.

Account PE 29589

## Detail for Interest Income

2014

(continued)

Security description	CUSIP and/or symbol	Date	Amount	Transaction type	Notes
ANHEUSER BUSCH INBEV WORLDWIDE NOTE RATE 6 875 % MATURES 11/15/2019	03523TBH0	05/05/14 05/15/14 11/15/14 12/31/14	-3,246 53 3,437 50 3,437 50 -2,535 83	Accrued interest pd Interest Interest Bd prem noncovered	
	Interest Income		6,875 00		
	Accrued interest pd		-3,246 53		
	Bd prem noncovered		-2,535 83		
BK OF AMER CORP NOTE RATE 2 60 % MATURES 01/15/2019	06051GEX3	03/24/14 07/14/14 07/15/14	-498 33 -69 22 1,300 00	Accrued interest pd Bd prem covered Interest	
	Interest Income		1,300 00		
	Accrued interest pd		-498 33		
	Bd prem covered		-69 22		
BK OF NOVA SCOTIA RATE 2 05 % MATURES 10/30/2018 DATED DATE 10/30/2013	064159CU8	03/18/14 04/29/14 04/30/14 10/29/14 10/30/14	-785 83 -0 81 1,025 00 -3 11 1,025 00	Accrued interest pd Bd prem covered Interest Bd prem covered Interest	
	Interest Income		2,050 00		
	Accrued interest pd		-785 83		
	Bd prem covered		-3 92		
BAXTER INTL INC RATE 4 50 % MATURES 08/15/2019 DATED DATE 08/20/2009	071813BA6	03/26/14 08/14/14 08/15/14	-512 50 -778 73 2,250 00	Accrued interest pd Bd prem covered Interest	
	Interest Income		2,250 00		
	Accrued interest pd		-512 50		
	Bd prem covered		-778 73		
BERKSHIRE HATHAWAY INC RATE 3 75 % MATURES 08/15/2021	084670BC1	03/20/14 06/30/14 07/07/14	-364 58 -213 50 1,479 17	Accrued interest pd Bd prem covered Accrued interest recd	
	Interest Income		1,479 17		
	Accrued interest pd		-364 58		
	Bd prem covered		-213 50		

UBS FINANCIAL SERVICES INC.

Account PE 29589

## Detail for Interest Income

2014

(continued)

Security description	CUSIP and/or symbol	Date	Amount	Transaction type	Notes
BERKSHIRE HATHAWAY INC RATE 3 40 % MATURES 01/31/2022	084670BF4	10/03/14	-595 00	Accrued interest pd	
BLACKROCK INC NOTE RATE 5 00 % MATURES 12/10/2019	09247XAE1	03/26/14	-2,944 44	Accrued interest pd	
		06/09/14	-948 26	Bd prem covered	
		06/10/14	5,000 00	Interest	
		12/09/14	-2,172 49	Bd prem covered	
		12/10/14	5,000 00	Interest	
	Interest Income		10,000 00		
	Accrued interest pd		-2,944 44		
	Bd prem covered		-3,120 75		
BOEING CO NTS B/E 4 875% 021520 DTD072809 CALL @ MW +25BPS	097023AZ8	03/27/14	-853 13	Accrued interest pd	
		08/14/14	-1,186 52	Bd prem covered	
		08/15/14	3,656 25	Interest	
	Interest Income		3,656 25		
	Accrued interest pd		-853 13		
	Bd prem covered		-1,186 52		
BOEING CO NOTE RATE 3 75 % MATURES 11/20/2016 DATED DATE 11/20/2009	097023BC8	05/07/14	-1,739 58	Accrued interest pd	
		05/19/14	-144 57	Bd prem covered	
		05/20/14	1,875 00	Interest	
		11/19/14	-1,446 28	Bd prem covered	
		11/20/14	1,875 00	Interest	
	Interest Income		3,750 00		
	Accrued interest pd		-1,739 58		
	Bd prem covered		-1,590 85		
CATERPILLAR FINL SVCS NOTE RATE 2 05 % MATURES 08/01/2016	14912L4X6	05/07/14	-546 67	Accrued interest pd	
		07/31/14	-335 73	Bd prem covered	
		08/01/14	1,025 00	Interest	
	Interest Income		1,025 00		
	Accrued interest pd		-546 67		
	Bd prem covered		-335 73		
CHEVRON CORP NOTE RATE 4 95 % MATURES 03/03/2019 DATED DATE 03/03/2009	166751AJ6	05/06/14	-866 25	Accrued interest pd	
		09/02/14	-975 36	Bd prem covered	

UBS FINANCIAL SERVICES INC.

Account PE 29589

## Detail for Interest Income

2014

(continued)

Security description	CUSIP and/or symbol	Date	Amount	Transaction type	Notes
CHEVRON CORP NOTE RATE 4 95 % MATURES 03/03/2019 DATED DATE 03/03/2009 (Cont'd)	166751AJ6	09/03/14	2,475 00	Interest	
	Interest Income		2,475 00		
	Accrued interest pd		-866 25		
	Bd prem covered		-975 36		
CHEVRON CORP RATE 0 889 % MATURES 06/24/2016 MAY BE CALLABLE	166764AC4	05/07/14	-328 44	Accrued interest pd	
		06/23/14	-49 22	Bd prem covered	
		06/24/14	444 50	Interest	
		12/23/14	-170 50	Bd prem covered	
		12/24/14	444 50	Interest	
	Interest Income		889 00		
	Accrued interest pd		-328 44		
	Bd prem covered		-219 72		
COCA COLA CO CALL@M/W+15BP NOTE RATE 5 35 % MATURES 11/15/2017	191216AK6	03/25/14	-1,931 94	Accrued interest pd	
		05/14/14	-611 55	Bd prem covered	
		05/15/14	2,675 00	Interest	
		11/14/14	-2,005 03	Bd prem covered	
		11/15/14	2,675 00	Interest	
	Interest Income		5,350 00		
	Accrued interest pd		-1,931 94		
	Bd prem covered		-2,616 58		
COCA-COLA CO/THE NOTE RATE 1 65 % MATURES 11/01/2018	191216BF6	03/26/14	-664 58	Accrued interest pd	
		04/14/14	-747 08	Accrued interest pd	
		04/30/14	-3 62	Bd prem covered	
		05/01/14	1,650 00	Interest	
		10/31/14	-29 64	Bd prem covered	
		11/01/14	1,650 00	Interest	
	Interest Income		3,300 00		
	Accrued interest pd		-1,411 66		
	Bd prem covered		-33 26		
COLGATE-PALMOLIVE CO MEDIUM TERM NOTE RATE 1 75 % MATURES 03/15/2019	19416QEF3	03/24/14	-102 08	Accrued interest pd	
		04/14/14	-199 31	Accrued interest pd	
		09/15/14	1,866 67	Interest	
	Interest Income		1,866 67		
	Accrued interest pd		-301 39		

UBS FINANCIAL SERVICES INC.

Account PE 29589

## Detail for Interest Income

2014

(continued)

Security description	CUSIP and/or symbol	Date	Amount	Transaction type	Notes
COMCAST CORP NEW RATE 5 15 % MATURES 03/01/2020 DATED DATE 03/01/2010	20030NBA8	04/04/14 08/31/14 09/01/14	-472 08 -906 11 2,575 00	Accrued interest pd Bd prem covered Interest	
	Interest Income		2,575 00		
	Accrued interest pd		-472 08		
	Bd prem covered		-906 11		
CONOCOPHILLIPS NOTE RATE 5 75 % MATURES 02/01/2019	20825CAR5	05/05/14 07/31/14 08/01/14	-1,501 39 -857 29 2,875 00	Accrued interest pd Bd prem covered Interest	
	Interest Income		2,875 00		
	Accrued interest pd		-1,501 39		
	Bd prem covered		-857 29		
JOHN DEERE CAPITAL CORP MEDIUM TERM NOTE RATE 1 95 % MATURES 03/04/2019	24422ESK6	04/24/14 09/04/14	-189 58 682 50	Accrued interest pd Interest	
	Interest Income		682 50		
	Accrued interest pd		-189 58		
DIAGEO CPTL PLC COUNTRY GB RATE 4 828 % MATURES 07/15/2020	25243YAP4	03/26/14 07/15/14 12/31/14	-952 19 2,414 00 -1,316 46	Accrued interest pd Interest Bd prem noncovered	
	Interest Income		2,414 00		
	Accrued interest pd		-952 19		
	Bd prem noncovered		-1,316 46		
WALT DISNEY COMPANY/THE MEDIUM TERM NOTE RATE 1 10 % MATURES 12/01/2017	25468PCV6	03/27/14 04/07/14 06/02/14 12/01/14	-708 89 -385 00 1,650 00 1,650 00	Accrued interest pd Accrued interest pd Interest Interest	
	Interest Income		3,300 00		
	Accrued interest pd		-1,093 89		
DOW CHEMICAL CO RATE 3 00 % MATURES 11/15/2022 CALLABLE DATED DATE 11/14/2012	260543CH4	10/03/14 11/15/14	-1,150 00 1,500 00	Accrued interest pd Interest	
	Interest Income		1,500 00		
	Accrued interest pd		-1,150 00		

UBS FINANCIAL SERVICES INC.

Account PE 29589

## Detail for Interest Income

2014

(continued)

Security description	CUSIP and/or symbol	Date	Amount	Transaction type	Notes
E I DU PONT DE NEMOURS RATE 5 25 % MATURES 12/15/2016 CALLABLE	263534BQ1	05/07/14	-2,070 83	Accrued interest pd	
		06/14/14	-517 73	Bd prem covered	
		06/15/14	2,625 00	Interest	
		12/14/14	-2,169 36	Bd prem covered	
		12/15/14	2,625 00	Interest	
			5,250 00	Interest Income	
			-2,070 83	Accrued interest pd	
			-2,687 09	Bd prem covered	
E I DU PONT DE NEMOURS RATE 3 625 % MATURES 01/15/2021	263534CB3	04/14/14	-896 18	Accrued interest pd	
		06/30/14	-167 68	Bd prem covered	
		07/07/14	1,731 94	Accrued interest recd	
			1,731 94	Interest Income	
			-896 18	Accrued interest pd	
E I DU PONT DE NEMOURS & CO NOTE RATE 2 75 % MATURES 04/01/2016	263534CF4		-167 68	Bd prem covered	
		03/25/14	-1,329 17	Accrued interest pd	
		03/31/14	-61 15	Bd prem covered	
		04/01/14	1,375 00	Interest	
		09/30/14	-1,000 80	Bd prem covered	
		10/01/14	1,375 00	Interest	
			2,750 00	Interest Income	
			-1,329 17	Accrued interest pd	
GENL ELECTRIC CO RATE 5 25 % MATURES 12/06/2017 DATED DATE 12/06/2007	369604BC6		-1,061 95	Bd prem covered	
		03/27/14	-3,237 50	Accrued interest pd	
		06/05/14	-1,403 97	Bd prem covered	
		06/06/14	5,250 00	Interest	
		12/05/14	-3,520 72	Bd prem covered	
		12/06/14	5,250 00	Interest	
			10,500 00	Interest Income	
			-3,237 50	Accrued interest pd	
GENL ELEC CAP CORP NOTE SERIES MTN RATE 5 375 % MATURES 10/20/2016	36962GY40		-4,924 69	Bd prem covered	
		05/07/14	-253 82	Accrued interest pd	
		10/19/14	-2,029 35	Bd prem covered	
		10/20/14	2,687 50	Interest	
			2,687 50	Interest Income	
			-253 82	Accrued interest pd	
			-2,029 35	Bd prem covered	

UBS FINANCIAL SERVICES INC.

Account PE 29589

## Detail for Interest Income

2014

(continued)

Security description	CUSIP and/or symbol	Date	Amount	Transaction type	Notes
GOLDMAN SACHS GROUP INC	38141GCM4	05/14/14	-127 39	Bd prem noncovered	
05 500% 111514 DTD111502		05/15/14	2,750 00	Interest	
FC051503		11/14/14	-130 73	Bd prem noncovered	
		11/15/14	2,750 00	Interest	
	Interest Income		5,500 00		
	Bd prem noncovered		-258 12		
HALLIBURTON CO RATE 2 00 %	406216BC4	03/18/14	-261 11	Accrued interest pd	
MATURES 08/01/2018 CALLABLE		07/31/14	-67 96	Bd prem covered	
DATED DATE 08/05/2013		08/01/14	1,000 00	Interest	
	Interest Income		1,000 00		
	Accrued interest pd		-261 11		
	Bd prem covered		-67 96		
HOME DEPOT INC NOTE	437076AP7	03/25/14	-360 00	Accrued interest pd	
RATE 5 40 %		08/31/14	-2,075 31	Bd prem covered	
MATURES 03/01/2016		09/01/14	2,700 00	Interest	
	Interest Income		2,700 00		
	Accrued interest pd		-360 00		
	Bd prem covered		-2,075 31		
HOME DEPOT INC NOTE	437076AT9	04/07/14	-241 39	Accrued interest pd	
RATE 3 95 %		09/14/14	-519 25	Bd prem covered	
MATURES 09/15/2020 CALLABLE		09/15/14	1,975 00	Interest	
	Interest Income		1,975 00		
	Accrued interest pd		-241 39		
	Bd prem covered		-519 25		
HONEYWELL INTL INC	438516AX4	04/14/14	-1,266 11	Accrued interest pd	
MEDIUM TERM NOTE RATE 5 30 %		08/31/14	-2,815 73	Bd prem covered	
MATURES 03/01/2018 CALLABLE		09/01/14	5,300 00	Interest	
	Interest Income		5,300 00		
	Accrued interest pd		-1,266 11		
	Bd prem covered		-2,815 73		
INTEL CORP RATE 1 95 %	458140AH3	03/25/14	-942 50	Accrued interest pd	
MATURES 10/01/2016		03/31/14	-33 57	Bd prem covered	
DATED DATE 09/19/2011					

UBS FINANCIAL SERVICES INC.

Account PE 29589

## Detail for Interest Income

2014

(continued)

Security description	CUSIP and/or symbol	Date	Amount	Transaction type	Notes
INTEL CORP RATE 1 95 %	458140AH3	04/01/14	975 00	Interest	
MATURES 10/01/2016		09/30/14	-549 52	Bd prem covered	
DATED DATE 09/19/2011 (Cont'd)		10/01/14	975 00	Interest	
	Interest Income		1,950 00		
	Accrued interest pd		-942 50		
	Bd prem covered		-583 09		
IBM CORP NOTE RATE 1 95 %	459200GX3	05/07/14	-568 75	Accrued interest pd	
MATURES 07/22/2016		07/21/14	-290 91	Bd prem covered	
DATED DATE 07/22/2011		07/22/14	975 00	Interest	
	Interest Income		975 00		
	Accrued interest pd		-568 75		
	Bd prem covered		-290 91		
IBM CORP NOTE RATE 1 25 %	459200HK0	03/25/14	-163 19	Accrued interest pd	
MATURES 02/08/2018 CALLABLE		08/08/14	625 00	Interest	
DATED DATE 02/08/2013					
	Interest Income		625 00		
	Accrued interest pd		-163 19		
J P MORGAN CHASE & CO	46625HHS2	03/24/14	-757 78	Accrued interest pd	
RATE 4 40 %		07/21/14	-421 85	Bd prem covered	
MATURES 07/22/2020		07/22/14	2,200 00	Interest	
	Interest Income		2,200 00		
	Accrued interest pd		-757 78		
	Bd prem covered		-421 85		
J P MORGAN CHASE & CO NOTE	46625HJE1	10/03/14	-90 28	Accrued interest pd	
RATE 3 25 %					
MATURES 09/23/2022					
JOHNSON & JOHNSON COM	478160AQ7	03/25/14	-616 67	Accrued interest pd	
CALL@M/W+15BP NOTE		04/07/14	-801 67	Accrued interest pd	
RATE 5 55 %		08/14/14	-1,535 16	Bd prem covered	
		08/14/14	-1,671 66	Bd prem covered	
		08/15/14	5,550 00	Interest	
	Interest Income		5,550 00		
	Accrued interest pd		-1,418 34		
	Bd prem covered		-3,206 82		



UBS FINANCIAL SERVICES INC.

Account PE 29589

## Detail for Interest Income

2014

(continued)

Security description	CUSIP and/or symbol	Date	Amount	Transaction type	Notes
JOHNSON & JOHNSON RATE 0 70 % MATURES 11/28/2016 DATED DATE 12/05/2013	478160BF0	03/25/14	-213 89	Accrued interest pd	
		05/07/14	-295 56	Accrued interest pd	
		05/27/14	-0 35	Bd prem covered	
		05/27/14	-8 57	Bd prem covered	
		05/28/14	672 78	Interest	
		11/27/14	-0 92	Bd prem covered	
		11/27/14	-59 34	Bd prem covered	
		11/28/14	700 00	Interest	
			1,372 78	Interest Income	
			-509 45	Accrued interest pd	
			-69 18	Bd prem covered	
JP MORGAN CHASE NOTE RATE 2 00 % MATURES 08/15/2017	48126EAA5	03/18/14	-183 33	Accrued interest pd	
		08/14/14	-170 11	Bd prem covered	
		08/15/14	1,000 00	Interest	
			1,000 00	Interest Income	
			-183 33	Accrued interest pd	
			-170 11	Bd prem covered	
KIMBERLY CLARK CORP RATE 6 125 % MATURES 08/01/2017 CALLABLE	494368BB8	05/06/14	-1,616 32	Accrued interest pd	
		07/31/14	-1,184 21	Bd prem covered	
		08/01/14	3,062 50	Interest	
			3,062 50	Interest Income	
			-1,616 32	Accrued interest pd	
			-1,184 21	Bd prem covered	
KIMBERLY CLARK CORP RATE 3 625 % MATURES 08/01/2020	494368BE2	03/26/14	-276 91	Accrued interest pd	
		07/31/14	-169 13	Bd prem covered	
		08/01/14	906 25	Interest	
			906 25	Interest Income	
			-276 91	Accrued interest pd	
			-169 13	Bd prem covered	
LILLY ELI & CO CALL@M/W+12 5BP RATE 5 20 % MATURES 03/15/2017 CALLABLE	532457BB3	03/26/14	-317 78	Accrued interest pd	
		09/14/14	-3,750 46	Bd prem covered	
		09/15/14	5,200 00	Interest	
			5,200 00	Interest Income	
			-317 78	Accrued interest pd	
			-3,750 46	Bd prem covered	

UBS FINANCIAL SERVICES INC.

Account PE 29589

## Detail for Interest Income

2014

(continued)

Security description	CUSIP and/or symbol	Date	Amount	Transaction type	Notes
LOWES COMPANIES INC NOTE	548661CQ8	04/07/14	-2,209 72	Accrued interest pd	
RATE 4 625 %		04/14/14	-57 48	Bd prem covered	
MATURES 04/15/2020 CALLABLE		04/15/14	2,312 50	Interest	
		10/14/14	-796 66	Bd prem covered	
		10/15/14	2,312 50	Interest	
	Interest Income		4,625 00		
	Accrued interest pd		-2,209 72		
	Bd prem covered		-854 14		
LOWES COMPANIES INC	548661CW5	10/03/14	-728 00	Accrued interest pd	
RATE 3 12 %		10/14/14	-3 84	Bd prem covered	
MATURES 04/15/2022 CALLABLE		10/15/14	780 00	Interest	
	Interest Income		780 00		
	Accrued interest pd		-728 00		
	Bd prem covered		-3 84		
MASTERCARD INC NOTE	57636QAA2	04/04/14	-22 22	Accrued interest pd	
RATE 2 00 %		10/01/14	1,005 56	Interest	
MATURES 04/01/2019	Interest Income		1,005 56		
	Accrued interest pd		-22 22		
MCDONALDS CORP	58013MEG5	03/26/14	-763 89	Accrued interest pd	
MEDIUM TERM NOTE SERIES MTN		07/31/14	-944 17	Bd prem covered	
RATE 5 00 %		08/01/14	2,500 00	Interest	
	Interest Income		2,500 00		
	Accrued interest pd		-763 89		
	Bd prem covered		-944 17		
MEDTRONIC INC NOTE	585055AS5	04/07/14	-271 94	Accrued interest pd	
RATE 4 45 %		09/14/14	-725 35	Bd prem covered	
MATURES 03/15/2020		09/15/14	2,225 00	Interest	
	Interest Income		2,225 00		
	Accrued interest pd		-271 94		
	Bd prem covered		-725 35		
MERCK & CO INC NOTE	589331AN7	03/24/14	-1,166 67	Accrued interest pd	
RATE 5 00 %		06/29/14	-720 87	Bd prem covered	
MATURES 06/30/2019					

UBS FINANCIAL SERVICES INC.

Account PE 29589

## Detail for Interest Income

2014

(continued)

Security description	CUSIP and/or symbol	Date	Amount	Transaction type	Notes
MERCK & CO INC NOTE	589331AN7	06/30/14	2,500 00	Interest	
RATE 5 00 %		12/29/14	-1,292 38	Bd prem covered	
MATURES 06/30/2019 (Cont'd)		12/30/14	2,500 00	Interest	
	Interest Income		5,000 00		
	Accrued interest pd		-1,166 67		
	Bd prem covered		-2,013 25		
MERCK & CO INC NEW NOTE	58933YAD7	03/25/14	-246 94	Accrued interest pd	
RATE 0 70 %		05/17/14	-15 50	Bd prem covered	
MATURES 05/18/2016		05/18/14	350 00	Interest	
		11/17/14	-48 16	Bd prem covered	
		11/18/14	350 00	Interest	
	Interest Income		700 00		
	Accrued interest pd		-246 94		
	Bd prem covered		-63 66		
MICROSOFT CORP NOTE	594918AH7	03/20/14	-1,408 33	Accrued interest pd	
RATE 3 00 %		03/31/14	-22 74	Bd prem covered	
MATURES 10/01/2020		04/01/14	1,500 00	Interest	
		09/30/14	-292 68	Bd prem covered	
		10/01/14	1,500 00	Interest	
	Interest Income		3,000 00		
	Accrued interest pd		-1,408 33		
	Bd prem covered		-315 42		
MONSANTO CO NEW RATE 5 125 %	61166WAF8	04/14/14	-106 18	Bd prem covered	
MATURES 04/15/2018		04/14/14	-5,096 53	Accrued interest pd	
DATED DATE 04/15/2008		04/15/14	5,125 00	Interest	
		10/14/14	-3,186 27	Bd prem covered	
		10/15/14	5,125 00	Interest	
	Interest Income		10,250 00		
	Accrued interest pd		-5,096 53		
	Bd prem covered		-3,292 45		
ORACLE CORP RATE 1 20 %	68389XAN5	04/07/14	-573 33	Accrued interest pd	
MATURES 10/15/2017		04/15/14	600 00	Interest	
DATED DATE 10/25/2012		10/15/14	600 00	Interest	
	Interest Income		1,200 00		
	Accrued interest pd		-573 33		

UBS FINANCIAL SERVICES INC.

Account PE 29589

## Detail for Interest Income

2014

(continued)

Security description	CUSIP and/or symbol	Date	Amount	Transaction type	Notes
PEPSICO INC NOTE RATE 4 50 % MATURES 01/15/2020 DATED DATE 01/14/2010	713448BN7	03/24/14	-862 50	Accrued interest pd	
		07/14/14	-529 83	Bd prem covered	
		07/15/14	2,250 00	Interest	
	Interest Income		2,250 00		
	Accrued interest pd		-862 50		
	Bd prem covered		-529 83		
PEPSICO INC NOTE RATE 1 25 % MATURES 08/13/2017 CALLABLE DATED DATE 08/13/2012	713448CB2	04/14/14	-211 81	Accrued interest pd	
		08/12/14	-34 45	Bd prem covered	
		08/13/14	625 00	Interest	
	Interest Income		625 00		
	Accrued interest pd		-211 81		
	Bd prem covered		-34 45		
PFIZER INC RATE 6 20 % MATURES 03/15/2019 DATED DATE 03/24/2009	717081DB6	05/05/14	-861 11	Accrued interest pd	
		09/14/14	-1,335 50	Bd prem covered	
		09/15/14	3,100 00	Interest	
	Interest Income		3,100 00		
	Accrued interest pd		-861 11		
	Bd prem covered		-1,335 50		
PHARMACIA CORP MW+20BP RATE 6 50 % MATURES 12/01/2018 CALLABLE	71713UAQ5	03/24/14	-2,040 28	Accrued interest pd	
		05/31/14	-849 72	Bd prem covered	
		06/01/14	3,250 00	Interest	
		11/30/14	-2,132 22	Bd prem covered	
		12/01/14	3,250 00	Interest	
	Interest Income		6,500 00		
	Accrued interest pd		-2,040 28		
	Bd prem covered		-2,981 94		
PROCTER & GAMBLE CO NOTE RATE 4 70 % MATURES 02/15/2019	742718DN6	03/25/14	-522 22	Accrued interest pd	
		08/14/14	-994 41	Bd prem covered	
		08/15/14	2,350 00	Interest	
	Interest Income		2,350 00		
	Accrued interest pd		-522 22		
	Bd prem covered		-994 41		

UBS FINANCIAL SERVICES INC.

Account PE 29589

## Detail for Interest Income

2014

(continued)

Security description	CUSIP and/or symbol	Date	Amount	Transaction type	Notes
PROCTER & GAMBLE CO CALL@MW T+12 5BP RATE 1 45 % MATURES 08/15/2016	742718DV8	03/26/14	-165 14	Accrued interest pd	
		05/07/14	-330 28	Accrued interest pd	
		08/14/14	-225 19	Bd prem covered	
		08/14/14	-277 02	Bd prem covered	
		08/15/14	1,450 00	Interest	
			1,450 00	Interest Income	
			-495 42	Accrued interest pd	
			-502 21	Bd prem covered	
SHELL INTERNATIONAL FIN COUNTRY NL RATE 4 30 % MATURES 09/22/2019	822582AJ1	03/26/14	-47 78	Accrued interest pd	
		09/22/14	2,150 00	Interest	
		12/31/14	-1,363 20	Bd prem noncovered	
			2,150 00	Interest Income	
			-47 78	Accrued interest pd	
			-1,363 20	Bd prem noncovered	
TEXAS INSTRUMENTS INC RATE 1 65 % MATURES 08/03/2019	882508AU8	04/07/14	-293 33	Accrued interest pd	
		08/03/14	825 00	Interest	
			825 00	Interest Income	
			-293 33	Accrued interest pd	
3M CO NTS B/E 01 000% 062617 DTD062612 FC122612	88579YAE1	03/27/14	-252 78	Accrued interest pd	
		06/26/14	500 00	Interest	
		12/26/14	500 00	Interest	
			1,000 00	Interest Income	
			-252 78	Accrued interest pd	
TOTAL CAPITAL SA COUNTRY FR RATE 4 45 % MATURES 06/24/2020	89152UAD4	03/26/14	-1,137 22	Accrued interest pd	
		06/24/14	2,225 00	Interest	
		12/24/14	2,225 00	Interest	
		12/31/14	-1,154 32	Bd prem noncovered	
			4,450 00	Interest Income	
			-1,137 22	Accrued interest pd	
			-1,154 32	Bd prem noncovered	
UNION PACIFIC CORP NOTE RATE 4 00 % MATURES 02/01/2021 CALLABLE	907818DG0	03/18/14	-522 22	Accrued interest pd	
		06/30/14	-263 70	Bd prem covered	

UBS FINANCIAL SERVICES INC.

Account PE 29589

## Detail for Interest Income

2014

(continued)

Security description	CUSIP and/or symbol	Date	Amount	Transaction type	Notes
UNION PACIFIC CORP NOTE RATE 4 00 % MATURES 02/01/2021 CALLABLE	907818DG0 Interest Income Accrued interest pd Bd prem covered	07/07/14	1,733 33 1,733 33 -522 22 -263 70	Accrued interest recd	
UNITED PARCEL SERVICE CALL@M/WT+25 NOTE RATE 5 50 %	911312AH9 Interest Income Accrued interest pd Bd prem covered	05/06/14 07/14/14 07/15/14	-1,695 83 -802 74 2,750 00 2,750 00 -1,695 83 -802 74	Accrued interest pd Bd prem covered Interest	
UNITED TECHNOLOGIES CORP RATE 1 80 % MATURES 06/01/2017	913017BU2 Interest Income Accrued interest pd Bd prem covered	03/25/14 04/24/14 05/31/14 05/31/14 06/01/14 11/30/14 11/30/14 12/01/14	-427 50 -715 00 -70 15 -83 28 1,575 00 -211 63 -316 08 1,575 00 3,150 00 -1,142 50 -681 14	Accrued interest pd Accrued interest pd Bd prem covered Bd prem covered Interest Bd prem covered Bd prem covered Interest	
UNITED TECHNOLOGIES CORP MAKE WHOLE@20 NOTE RATE 3 10 % MATURES 06/01/2022	913017BV0 Interest Income Accrued interest pd Bd prem covered	10/03/14 11/30/14 12/01/14	-1,050 56 -11 74 1,550 00 1,550 00 -1,050 56 -11 74	Accrued interest pd Bd prem covered Interest	
UNITED HEALTH GROUP INC NOTE RATE 1 875 % MATURES 11/15/2016	91324PBS0 Interest Income Accrued interest pd Bd prem covered	05/07/14 05/14/14 05/15/14 11/14/14 11/15/14	-895 83 -37 02 937 50 -512 73 937 50 1,875 00 -895 83 -549 75	Accrued interest pd Bd prem covered Interest Bd prem covered Interest	

UBS FINANCIAL SERVICES INC.

Account PE 29589

## Detail for Interest Income

2014

(continued)

Security description	CUSIP and/or symbol	Date	Amount	Transaction type	Notes
WAL MART STORES INC NOTE	931142CG6	04/04/14	-215 05	Bd prem noncovered	
RATE 5 375 %		04/05/14	5,375 00	Interest	
MATURES 04/05/2017		10/04/14	-220 56	Bd prem noncovered	
		10/05/14	5,375 00	Interest	
	Interest Income		10,750 00		
	Bd prem noncovered		-435 61		
WAL-MART STORES INC	931142CU5	03/24/14	-765 28	Accrued interest pd	
RATE 3 625 %		07/07/14	-288 28	Bd prem covered	
MATURES 07/08/2020		07/08/14	1,812 50	Interest	
	Interest Income		1,812 50		
	Accrued interest pd		-765 28		
	Bd prem covered		-288 28		
WAL-MART STORES INC	931142DF7	03/20/14	-496 88	Accrued interest pd	
RATE 1 125 %		04/11/14	562 50	Interest	
MATURES 04/11/2018		10/11/14	562 50	Interest	
	Interest Income		1,125 00		
	Accrued interest pd		-496 88		
WELLS FARGO & CO NOTE	94974BFR6	03/18/14	-450 00	Accrued interest pd	
RATE 3 00 %		06/30/14	-21 27	Bd prem covered	
MATURES 01/22/2021		07/07/14	1,358 33	Accrued interest recd	
	Interest Income		1,358 33		
	Accrued interest pd		-450 00		
	Bd prem covered		-21 27		
	<b>Total Interest Income:</b>		<b>208,436.04</b>		
	<b>Total Accrued interest pd:</b>		<b>-66,463.68</b>		
	<b>Total Bd prem covered:</b>		<b>-56,778.24</b>		
	<b>Total Bd prem noncovered:</b>		<b>-7,063.54</b>		

UBS FINANCIAL SERVICES INC.

Account PE 29589

**Fees & Payments Received****2014**

Security description	CUSIP and/or symbol	Date	Amount	Transaction type	Notes
ADVISORY ACCOUNT FEE-PE 29589		12/31/14	-36,672.60	Management fee	
Total Fees & Payments Received:			0.00		
Total Management fee:			-36,672.60		



UBS FINANCIAL SERVICES INC.

Account PE 29589

## Mutual Fund and UIT Supplemental Information

2014

The following information may be useful in the preparation of your federal and state tax return(s), if applicable. This information represents what was available at the time your 1099 was prepared and may not be all inclusive and is subject to change. Please contact your mutual fund or UIT directly if you need to verify or supplement this information. Not all Federal Source Income is state tax-exempt. For advice on your tax situation please consult a tax advisor, the IRS or your state tax authority.

Symbol CUSIP	BSCE 18383M571	IPFF 46429B135	BSCE 18383M571	IPFF 46429B135
<b>State</b>			<b>State continued</b>	
Alabama			New Mexico	
Alaska			New York	
Arizona			North Carolina	
Arkansas			North Dakota	
California			Ohio	
Colorado			Oklahoma	
Connecticut			Oregon	
Delaware			Pennsylvania	
Dist. Columbia			Rhode Island	
Florida			South Carolina	
Georgia			South Dakota	
Hawaii			Tennessee	
Idaho			Texas	
Illinois			Utah	
Indiana			Vermont	
Iowa			Virginia	
Kansas			Washington	
Kentucky			West Virginia	
Louisiana			Wisconsin	
Maine			Wyoming	
Maryland			U.S. Possessions	
Massachusetts			Fgn Source Inc Tot	99.34%
Michigan			Fgn Source Inc Qual	
Minnesota			Fgn Source Inc Adj	
Mississippi			Fed Source Total*	0.55%
Missouri			U S Treasury	0.55%
Montana			Fed Home Loan	
Nebraska			Fed Farm Credit	
Nevada			Student Loan	
New Hampshire			TN Valley Auth	
New Jersey			Other Dir. Fed	

\* A detailed breakdown for Fed Source Total is listed when available. For more information, contact the mutual fund or UIT directly.

UBS FINANCIAL SERVICES INC.

Account PE 29589

## Foreign Income and Taxes Summary

2014

This schedule lists all income and foreign tax by country. Foreign withholding from mutual funds is listed in a separate section with a country designation of "RIC"

Country	Security description	CUSIP	Dividends		Interest	Total income	Tax
			Nonqualified	Qualified			
	ISHARES TR INT PFD STK FD	46429B135	0 00	12,416 91	0 00	12,416 91	-1,336 46
<b>Total</b>			<b>0.00</b>	<b>12,416.91</b>	<b>0.00</b>	<b>12,416.91</b>	<b>-1,336.46</b>
CA	BK OF NOVA SCOTIA RATE 2 05 % MATURES 10/30/2018 DATED DATE 10/30/2013	064159CU8	0 00	0 00	2,050 00	2,050 00	0 00
<b>Total CANADA</b>			<b>0.00</b>	<b>0.00</b>	<b>2,050.00</b>	<b>2,050.00</b>	<b>0.00</b>
FR	TOTAL CAPITAL SA COUNTRY FR RATE 4 45 % MATURES 06/24/2020	89152UAD4	0 00	0 00	4,450 00	4,450 00	0 00
<b>Total FRANCE</b>			<b>0.00</b>	<b>0.00</b>	<b>4,450.00</b>	<b>4,450.00</b>	<b>0.00</b>
GB	DIAGEO CPTL PLC COUNTRY GB RATE 4 828 % MATURES 07/15/2020	25243YAP4	0 00	0 00	0 00	0 00	0 00
<b>Total GABON</b>			<b>0.00</b>	<b>0.00</b>	<b>0.00</b>	<b>0.00</b>	<b>0.00</b>
NL	SHELL INTERNATIONAL FIN COUNTRY NL RATE 4 30 % MATURES 09/22/2019	822582AJ1	0 00	0 00	2,150 00	2,150 00	0 00
<b>Total NETHERLANDS</b>			<b>0.00</b>	<b>0.00</b>	<b>2,150.00</b>	<b>2,150.00</b>	<b>0.00</b>
UK	DIAGEO CPTL PLC COUNTRY GB RATE 4 828 % MATURES 07/15/2020	25243YAP4	0 00	0 00	2,414 00	2,414 00	0 00
<b>Total UNITED KINGDOM</b>			<b>0.00</b>	<b>0.00</b>	<b>2,414.00</b>	<b>2,414.00</b>	<b>0.00</b>

UBS FINANCIAL SERVICES INC.

Account PE 29589

**Foreign Income and Taxes Summary**

2014

(continued)

Country	Security description	CUSIP	Nonqualified	Dividends		Interest	Total income	Tax
				Qualified				
Grand Total	Total Foreign Source Income*			23,480.91				
	Qualified Foreign Source Income**			12,416.91				
	Foreign Tax			-1,336.46				

\* Total Foreign Source Income utilizes the "Total" column for RICs which may not always be supplied

\*\* Qualified Foreign Source Income utilizes the "Qualified" column for RICs which may not always be supplied

03 Transaction has been adjusted for income reallocations

## 2014

### Recipient's identification number

For your protection this form may show only the last four digits of your social security number (SSN) individual taxpayer identification number (ITIN) adoption taxpayer identification number (ATIN) or employer identification number (EIN) However the issuer has reported your complete identification number to the IRS and where applicable to state and/or local governments

### Account number

May show an account or other unique number the payer assigned to distinguish your account

### Nominees

If this form includes amounts belonging to another person you are considered a nominee recipient You must file Forms 1099-DIV 1099-B 1099-INT and/or 1099-OID as appropriate with the IRS for each of the other owners to show their share of the income and you must furnish the appropriate Form 1099 to each owner File Copy A of the form with the IRS Furnish Copy B to each owner List yourself as the "payer" and the other owner(s) as the "recipient" File the new Form 1099 with Form 1096 Annual Summary and Transmittal of U S Information Returns with the Internal Revenue Service Center for your area On Form 1096 list yourself as the "filer" A spouse is not required to file a nominee return to show amounts owned by the other spouse See the 2014 General Instructions for Certain Information Returns

**Form 1099-OID** If you bought or sold an obligation during the year and you are not a nominee you are not required to issue or file Form 1099-OID showing the OID or stated interest allocable to the seller/buyer of the obligation

### 1099-DIV Instructions for Recipient

**Line 1a** Shows total ordinary dividends that are taxable Include this amount on line 9a of Form 1040 or 1040A Also report it on Schedule B (1040A or 1040) if required

**Line 1b** Shows the portion of the amount on line 1a that may be eligible for reduced capital gains rates See Form 1040/1040A instructions for how to determine this amount Report the eligible amount on line 9b Form 1040 or 1040A

The amount shown may be dividends a corporation paid directly to you as a participant (or beneficiary of a participant) in an employee stock ownership plan (ESOP) Report it as a dividend on your Form 1040/1040A but treat it as a plan distribution not as investment income for any other purpose

**Line 2a** Shows total capital gain distributions from a regulated investment company or real estate investment trust Report the amounts shown on line 2a on Schedule D (Form 1040) line 13 But if no amount is shown on lines 2c-2d and your only capital gains and losses are capital gain distributions you may be able to report the amounts shown on line 2a on line 13 of Form 1040 (line 10 of Form 1040A) rather than Schedule D See the Form 1040/1040A instructions

**Line 2b** Shows the portion of the amount on line 2a that is unrecaptured section 1250 gain from certain depreciable real property Report this amount on the Unrecaptured Section 1250 Gain WorksheetLine 19 in the Schedule D instructions (Form 1040)

**Line 2c** Shows the portion of the amount on line 2a that is section 1202 gain from certain small business stock that may be subject to an exclusion See the Schedule D (Form 1040) instructions

**Line 2d** Shows 28% rate gain from sales or exchanges of collectibles If required use this amount when completing the 28% Rate Gain

WorksheetLine 18 in the instructions for Schedule D (Form 1040)

**Line 3** Shows the part of the distribution that is nontaxable because it is a return of your cost (or other basis) You must reduce your cost (or other basis) by this amount for figuring gain or loss when you sell your stock But if you get back all your cost (or other basis) report future distributions as capital gains See Pub 550 Investment Income and Expenses

**Line 4** See "Backup Withholding" section

**Line 5** Shows your share of expenses of a nonpublicly offered regulated investment company generally a nonpublicly offered mutual fund If you file Form 1040 you may deduct these expenses on the Other expenses line on Schedule A (Form 1040) subject to the 2% limit This amount is included on line 1a

**Line 6** Shows the foreign tax that you may be able to claim as a deduction or a credit on Form 1040 See the Form 1040 instructions

**Line 7** This line should be left blank if a regulated investment company reported the foreign tax shown on line 6

**Lines 8 and 9** Shows cash and noncash liquidation distributions

**Line 10** Shows exempt-interest dividends from a mutual fund or other regulated investment company paid to you during the calendar year Include this amount on line 8b of Form 1040 or 1040A as tax-exempt interest This amount may be subject to backup withholding See line 4

**Line 11** Shows exempt-interest dividends subject to the alternative minimum tax This amount is included on line 10 See the Instructions for Form 6251

### 1099-INT Instructions for Recipient

The information provided may be different for covered and noncovered securities For a description of covered securities see the Instructions for Form 8949 For a covered security acquired at a premium unless you notified the payer in writing in accordance with Regulations section 1.6045-1(n)(5) that you did not want to amortize the premium under section 171 your payer may report either (1) a net amount of interest that reflects the offset of the amount of interest paid to you by the amount of premium amortization for the year or (2) a gross amount for both the interest paid to you and the premium amortization for the year If you did not notify your payer that you did not want to amortize the premium on a covered security then your payer will only report the gross amount of interest paid to you For a noncovered security acquired at a premium your payer is only required to report the gross amount of interest paid to you

**Line 1** Shows taxable interest paid to you during the calendar year by the payer This does not include interest shown on line 3 May also show the total amount of the credits from clean renewable energy bonds new clean renewable energy bonds qualified energy conservation bonds qualified zone academy bonds qualified school construction bonds and build America bonds that must be included in your interest income These amounts were treated as paid to you during 2014 on the credit allowance dates (March 15 June 15 September 15 and December 15) For more information see Form 8912 Credit to Holders of Tax Credit Bonds See the instructions above for a covered security acquired at a premium

**Line 2** Shows interest or principal forfeited because of early withdrawal of time savings You may deduct this amount to figure your adjusted gross income on your income tax return See the instructions for Form 1040 to see where to take the deduction

**Line 3** Shows interest on US Savings Bonds Treasury bills Treasury bonds and Treasury notes This may or may not all be taxable See Pub 550 This interest is exempt from state and local income taxes This interest is not included on line 1 See the instructions above for a covered security acquired at a premium

**Line 4** See "Backup Withholding" section

**Line 5** Any amount shown is your share of investment expenses of a single-class REMIC If you file Form 1040 you may deduct these expenses on the "Other expenses" line of Schedule A (Form 1040) subject to the 2% limit This amount is included on line 1

**Line 6** Shows foreign tax paid You may be able to claim this tax as a deduction or a credit on your Form 1040 See your Form 1040 instructions

**Line 7** Shows the country or US possession to which the foreign tax was paid

**Line 8** Shows tax-exempt interest paid to you during the calendar year by the payer Report this amount on line 8b of Form 1040 or Form 1040A This amount may be subject to backup withholding See line 4 See the instructions above for a covered security acquired at a premium

**Line 9** Shows tax-exempt interest subject to the alternative minimum tax This amount is included on line 8 See the Instructions for Form 6251 See the instructions above for a covered security acquired at a premium

**Line 10** For a covered security if you made an election under section 1278(b) to include market discount in income as it accrues and you notified your payer of the election shows the market discount that accrued on the debt instrument during the year while held by you Report this amount on your income tax return as directed in the instructions for Form 1040 or 1040A

**Line 11** For a covered security shows the amount of premium amortization for the year unless you notified the payer in writing in accordance with Regulations section 1.6045-1(n)(5) that you did not want to amortize bond premium under section 171 If an amount is reported on this line see the instructions for Form 1040 (Schedule B) If an amount is not reported on this line for a covered security acquired at a premium the payer has reported a net amount of interest on lines 1 3 8 or 9 whichever is applicable If the amount on this line is greater than the amount of interest paid on the covered security please see Regulations section 1.171-2(a)(4)

**Line 12** Shows CUSIP number(s) for tax-exempt bond(s) on which tax-exempt interest was paid to you during the calendar year and reported on line 8 If blank no CUSIP number was issued for the bond(s)

### 1099-OID Instructions for Recipient

Original issue discount (OID) is the excess of an obligation's stated redemption price at maturity over its issue price (acquisition price for a stripped bond or coupon) OID is taxable as interest over the life of the obligation If you are the holder of an OID obligation generally you must include an amount of OID in your gross income each year you hold the obligation Obligations that may have OID include a bond debenture note certificate or other evidence of indebtedness having a term of more than 1 year For example the OID rules may apply to certificates of deposit (CDs) time deposits bonus savings plans and other deposit arrangements especially if the payment of interest is deferred until maturity In addition the OID rules apply to Treasury inflation-protected securities See Pub 550 Investment Income and Expenses for more information The information provided may be different for covered and noncovered securities For a description of covered securities see the Instructions for Form 8949 For a covered security acquired with acquisition premium your payer may report either (1) a net amount of OID that reflects the offset of OID by the amount of acquisition premium amortization for the year or (2) a gross amount for both the OID and the acquisition premium amortization for the year For a noncovered security acquired with acquisition premium your payer is only required to report the gross amount of OID

**Column 1** Shows the OID on the obligation for the part of the year you owned it Report the amount in column 1 as interest income on your income tax return However depending on the type of debt instrument the issue or acquisition date and other factors (for example if you paid

## 2014

acquisition or bond premium or the obligation is a stripped bond or coupon) you may have to figure the correct amount of OID to report on your return. See Pub 1212, Guide to Original Issue Discount (OID) Instruments, for details on how to figure the correct OID. See the instructions above for a covered security acquired with acquisition premium.

**Column 3** Shows interest or principal forfeited if you withdrew the money before the maturity date of the obligation, such as from a CD. You may deduct this amount to figure your adjusted gross income on your income tax return. See the instructions for Form 1040 to see where to take the deduction.

**Line 4** See "Backup Withholding" section.

**Column 5** For a covered security, if you made an election under section 1278(b) to include market discount in income as it accrues and you notified your payer of the election, shows the market discount that accrued on the debt instrument during the year while held by you. Report this amount on your income tax return as directed in the instructions for Form 1040 or 1040A.

**Column 6** For a covered security, shows the amount of acquisition premium amortization for the year that reduces the amount of OID that is included as interest on your income tax return. If an amount is reported in this column, see the instructions for Form 1040 (Schedule B). If an amount is not reported in this column for a covered security acquired with acquisition premium, the payer has reported a net amount of OID that reflects the offset of OID that is included in income. See the instructions above for a covered security acquired with acquisition premium.

**Line 7** Shows the identification (CUSIP) number or description of the obligation (may include the stock exchange, issuer, coupon rate, and year of maturity).

**Column 8** Shows OID on a US Treasury obligation for the part of the year you owned it. Report this amount as interest income on your federal income tax return, and see Pub 1212 to figure any appropriate adjustments to this amount. This OID is exempt from state and local income taxes and is not included in column 1. See the instructions above for a covered security acquired with acquisition premium.

**Column 9** Any amount shown is your share of investment expenses of a single-class REMIC. If you file Form 1040, you may deduct these expenses on the "Other expenses" line of Schedule A (Form 1040) subject to the 2% limit. This amount is included in column 2.

### 1099-B Instructions for Recipient

Brokers and barter exchanges must report proceeds from (and in some cases basis for) transactions to you and the IRS on Form 1099-B. Reporting is also required when your broker knows or has reason to know that a corporation in which you own stock has had a reportable change in control or capital structure. You may be required to recognize gain from the receipt of cash, stock, or other property that was exchanged for the corporation's stock. If your broker reported this type of transaction to you, the corporation is identified in column 1a.

**CUSIP Number** Shows the CUSIP (Committee on Uniform Security Identification Procedures) number or other applicable identifying number.

**Applicable check box on Form 8949** Indicates where to report this transaction on Form 8949 and Schedule D, and which check box is applicable. See the instructions for your Schedule D and/or Form 8949.

**Column 1a** Shows a brief description of the item or service for which amounts are being reported. For regulated futures contracts and forward contracts, "RFC" or other appropriate description may be shown. For Section 1256 option contracts, "Section 1256 option" or other appropriate description may be shown. For a corporation that had a reportable change in control or capital structure, this column may show the class of stock as C (common), P (preferred), or O (other).

**Column 1b** This column may be blank if line 5 is Noncovered or if the

securities sold were acquired on a variety of dates. For short sales, the date shown is the date you acquired the security delivered to close the short sale.

**Column 1c** Shows the trade date of the sale or exchange. For short sales, the date shown is the date the security was delivered to close the short sale. For aggregate reporting on lines 8 through 11, no entry will be present.

**Column 1d** Shows the cash proceeds, reduced by any commissions or transfer taxes related to the sale, for transactions involving stocks, debt, commodities, forward contracts, non-Section 1256 option contracts, or securities futures contracts. May show the proceeds from the disposition of your interest(s) in a widely held fixed investment trust. May also show the aggregate amount of cash and the fair market value of any stock or other property received in a reportable change in control or capital structure arising from the corporate transfer of property to a foreign corporation. Losses on forward contracts or non-Section 1256 option contracts are shown as negative proceeds. This column does not include proceeds from regulated futures contracts or Section 1256 option contracts. Report this amount on Form 8949 or on Schedule D (whichever is applicable) as explained in the instructions for Schedule D.

**Column 1e** Shows the cost or other basis of securities sold. If the securities were acquired through the exercise of a non-compensatory option granted or acquired on or after January 1, 2014, the basis has been adjusted to reflect your option premium. If the securities were acquired through the exercise of a non-compensatory option granted or acquired before January 1, 2014, your broker is permitted, but not required, to adjust the basis to reflect your option premium. If the securities were acquired through the exercise of a compensatory option, the basis has not been adjusted to include any amount related to the option that was reported to you on a Form W-2. If line 5 is Noncovered, Column 1e may be blank. See the Instructions for Form 8949, Instructions for Schedule D, or Pub 550 for details.

**Column 1f** Shows W for wash sale, C for collectibles, or D for market discount.

**Column 1g** Shows the amount of nondeductible loss in a wash sale transaction or the amount of accrued market discount. For details on wash sales and market discount, see Schedule D (Form 1040) instructions and Pub 550.

**Line 3** If "Basis is reported to the IRS," the amount in column 1e has been reported to the IRS, and line 2 indicates either Short or Long-term. If NO adjustment is required, see instructions for your Schedule D as you may be able to report your transaction directly on Schedule D.

**Line 4** See "Backup Withholding" section.

**Line 5** If the securities sold were Noncovered, columns 1b and 1e may be blank and line 2 may be Undetermined. Generally, a noncovered security means stock purchased before 2011, stock in most mutual funds purchased before 2012, stock purchased in or transferred to a dividend reinvestment plan before 2012, debt acquired before 2014, options granted or acquired before 2014, and securities futures contracts entered into before 2014.

**Column 6** If the exercise of a non-compensatory option resulted in a sale of a security, indicates whether the amount in column 1d was adjusted for premium.

**Column 7** If checked, you cannot take a loss on your tax return based on gross proceeds from a reportable change in control or capital structure reported in column 1d. See the Form 8949 and Schedule D instructions. The broker should advise you of any losses on a separate statement.

**Regulated Futures Contracts, Foreign Currency Contracts, and Section 1256 Option Contracts (Lines 8 Through 11)**

**Line 8** Shows the profit or (loss) realized on regulated futures, foreign currency, or Section 1256 option contracts closed during 2014.

**Line 9** Shows any year-end adjustment to the profit or (loss) shown on line 8 due to open contracts on December 31, 2013.

**Line 10** Shows the unrealized profit or (loss) on open contracts held in your account on December 31, 2014. These are considered closed out as of that date. This will become an adjustment reported as unrealized profit or (loss) on open contracts 12/31/2014 in 2015.

**Line 11** Lines 8, 9, and 10 are all used to figure the aggregate profit or (loss) on regulated futures, foreign currency, or Section 1256 option contracts for the year. Include this amount on your 2014 Form 6781.

**Columns 14-15 and Line 16** Shows state(s)/local income tax information.

### 1099-MISC Instructions for Recipient

**Line 2** Report royalties from oil, gas, or mineral properties, copyrights, and patents on Schedule E (Form 1040). However, report payments for a working interest as explained in the line 7 instructions. For royalties on timber, coal, and iron ore, see Pub 544.

**Line 3** Generally, report this amount on the Other income line of Form 1040 (or Form 1040NR) and identify the payment. The amount shown may be payments received as the beneficiary of a deceased employee, prizes, awards, taxable damages, Indian gaming profits, or other taxable income. See Pub 525. If it is trade or business income, report this amount on Schedule C or F (Form 1040).

**Line 4** See "Backup Withholding" section.

**Line 8** Shows substitute payments in lieu of dividends or tax-exempt interest received by your broker on your behalf as a result of a loan of your securities. Report on the Other income line of Form 1040 (or Form 1040NR).

### Backup Withholding

**Line/Column 4** Shows backup withholding. Generally, a payer must backup withhold if you did not furnish your taxpayer identification number (TIN) or you did not furnish the correct TIN to the payer. See Form W-9, Request for Taxpayer Identification Number and Certification, for information on backup withholding. Include this amount on your income tax return as tax withheld.

### State Tax Withholding

Any state tax withheld on income reported on Forms 1099-DIV, 1099-INT, 1099-OID, and/or 1099-MISC is shown in a dedicated section of Summary Information with additional detail on a separate State Tax Withholding page(s).



## Your assets

Some prices, income and current values shown may be approximate. As a result, gains and losses may not be accurately reflected. See *Important information about your statement* at the end of this document for more information.

### Cash

#### Cash and money balances

Cash and money balances may include available cash balances, UBS Bank USA deposit account balances, UBS AG Stamford Branch deposit account balances and money market mutual fund sweep balances.

UBS Bank USA deposit account balances are insured by the FDIC within applicable limits, but are not protected by SIPC. UBS AG Stamford Branch deposit account balances are not insured by FDIC and are not protected by SIPC. Money market sweep balances are protected by SIPC but are not insured by the FDIC. See the *Important information about your statement* at the end of this document for details about those balances.

Holding	Opening balance on Dec 1 (\$)	Closing balance on Dec 31 (\$)	Price per share on Dec 31 (\$)	Average rate	Dividend/Interest period	Days in period	Cap amount (\$)
UBS BANK USA BUS ACCT	27,119.25	50,218.78					250,000.00

### Fixed income

#### Corporate bonds and notes

Prices are obtained from independent quotation bureaus that use computerized valuation formulas to calculate current values. Actual market values may vary and thus gains/losses may not be accurately reflected. Cost basis has been adjusted for accreted original issue discount (OID). Cost basis has been

automatically adjusted for amortization of bond premium using the constant yield method. If you have made a tax election to deduct the premium amortization on taxable debt securities, you may request UBS adjust cost basis for the bond premium amortization.

Holding	Trade date	Total face value at maturity (\$)	Purchase price (\$)	Adjusted cost basis (\$)	Price on Dec 31 (\$)	Value on Dec 31 (\$)	Unrealized gain or loss (\$)	Holding period
HOME DEPOT INC NTS B/E CALL@MW+15BP RATE 05 400% MATURES 03/01/16 ACCRUED INTEREST \$1,800.00 CUSIP 437076AP7 Moody A2 S&P A EAI \$5,400 Current yield 5.12% Original cost basis \$109,082.00	Mar 20, 14	100,000.000	105.442	105,442.12	105.531	105,531.00	88.88	ST

*continued next page*



Your assets › **Fixed income** › **Corporate bonds and notes** (continued)

Holding	Trade date	Total face value at maturity (\$)	Purchase price (\$)	Adjusted cost basis (\$)	Price on Dec 31 (\$)	Value on Dec 31 (\$)	Unrealized gain or loss (\$)	Holding period
E I DU PONT DE NEMOURS & 5BP RATE 02 750% MATURES 04/01/16 ACCRUED INTEREST \$687 50 CUSIP 263534CF4 Moody A2 S&P A EAI \$2,750 Current yield 2 68%								
Original cost basis \$104,086 00	Mar 20, 14	100,000 000	102 516	102,516 27	102 450	102,450 00	-66 27	ST
MERCK & CO INC NEW NTS CALL@MW+5BP RATE 00 700% MATURES 05/18/16 ACCRUED INTEREST \$83 61 CUSIP 58933YAD7 Moody A2 S&P AA EAI \$700 Current yield 0 70%								
Original cost basis \$100,209 00	Mar 20, 14	100,000 000	100 133	100,133 53	100 022	100,022 00	-111 53	ST
CHEVRON CORP B/E RATE 00 889% MATURES 06/24/16 ACCRUED INTEREST \$17 29 CUSIP 166764AC4 Moody Aa1 S&P AA EAI \$889 Current yield 0 89%								
Original cost basis \$100,734 00	May 02, 14	100,000 000	100 506	100,506 69	100 212	100,212 00	-294 69	ST
IBM CORP NTS B/E CALL@MW +15BP RATE 01 950% MATURES 07/22/16 ACCRUED INTEREST \$861 25 CUSIP 459200GX3 Moody Aa3 S&P AA- EAI \$1,950 Current yield 1 91%								
Original cost basis \$102,925 00	May 02, 14	100,000 000	102 051	102,051 46	101 882	101,882 00	-169 46	ST

continued next page





Your assets ▸ **Fixed income** ▸ **Corporate bonds and notes** (continued)

Holding	Trade date	Total face value at maturity (\$)	Purchase price (\$)	Adjusted cost basis (\$)	Price on Dec 31 (\$)	Value on Dec 31 (\$)	Unrealized gain or loss (\$)	Holding period
CATERPILLAR FINL SVCS NTS B/E RATE 02 050% MATURES 08/01/16 ACCRUED INTEREST \$854 17 CUSIP 14912L4X6 Moody A2 S&P A EAI \$2,050 Current yield 2 01% Original cost basis \$103,070 00	May 02, 14	100,000 000	102 163	102,163 71	101 919	101,919 00	-244 71	ST
PROCTER & GAMBLE CO +12 5BP RATE 01 450% MATURES 08/15/16 ACCRUED INTEREST \$1,095 56 CUSIP 742718DV8 Moody Aa3 S&P AA- EAI \$2,900 Current yield 1 43% Original cost basis \$101,674 00	Mar 21, 14	100,000 000	101 132	101,132 65	101 161	101,161 00	28 35	ST
Original cost basis \$101,810 00	May 02, 14	100,000 000	101 284	101,284 72	101 161	101,161 00	-123 72	ST
Security total		200,000 000		202,417 37		202,322 00	-95 37	
INTEL CORP B/E OBP RATE 01 950% MATURES 10/01/16 ACCRUED INTEREST \$487 50 CUSIP 458140AH3 Moody A1 S&P A+ EAI \$1,950 Current yield 1 91% Original cost basis \$102,804 00	Mar 20, 14	100,000 000	101 941	101,941 95	101 940	101,940 00	-1 95	ST
GENL ELEC CAP CORP NTS SER MTN RATE 05 375% MATURES 10/20/16 ACCRUED INTEREST \$1,060 07 CUSIP 36962GY40 Moody A1 S&P AA+ EAI \$5,375 Current yield 5 00% Original cost basis \$110,825 00	May 02, 14	100,000 000	107 922	107,922 17	107 481	107,481 00	-441 17	ST

continued next page



Your assets ▸ **Fixed income** ▸ **Corporate bonds and notes** (continued)

Holding	Trade date	Total face value at maturity (\$)	Purchase price (\$)	Adjusted cost basis (\$)	Price on Dec 31 (\$)	Value on Dec 31 (\$)	Unrealized gain or loss (\$)	Holding period
UNITED HEALTH GROUP INC								
OBP								
RATE 01 875% MATURES 11/15/16								
ACCRUED INTEREST \$239 58								
CUSIP 91324PBS0								
Moody A3 S&P A+								
EAI \$1,875 Current yield 1 85%								
Original cost basis \$102,622 00	May 02, 14	100,000 000	101 937	101,937 81	101 583	101,583 00	-354 81	ST
BOEING CO NTS B/E								
MW T+25BP								
RATE 03 750% MATURES 11/20/16								
ACCRUED INTEREST \$427 08								
CUSIP 097023BC8								
Moody A2 S&P A								
EAI \$3,750 Current yield 3 56%								
Original cost basis \$107,434 00	May 02, 14	100,000 000	105 504	105,504 33	105 250	105,250 00	-254 33	ST
JOHNSON & JOHNSON B/E								
CALL@MW+3BP								
RATE 00 700% MATURES 11/28/16								
ACCRUED INTEREST \$128 34								
CUSIP 478160BF0								
Moody Aaa S&P AAA								
EAI \$1,400 Current yield 0 70%								
Original cost basis \$100,005 00	Mar 20, 14	100,000 000	100 003	100,003 55	99 936	99,936 00	-67 55	ST
Original cost basis \$100,307 00	May 02, 14	100,000 000	100 227	100,227 85	99 936	99,936 00	-291 85	ST
Security total		200,000 000		200,231 40		199,872 00	-359 40	
E I DU PONT DE NEMOURS								
MW@ +15BP								
RATE 05 250% MATURES 12/15/16								
ACCRUED INTEREST \$233 33								
CUSIP 263534BQ1								
Moody A2 S&P A								
EAI \$5,250 Current yield 4 85%								
Original cost basis \$111,454 00	May 02, 14	100,000 000	108 561	108,561 19	108 145	108,145 00	-416 19	ST

*continued next page*



Portfolio Management Program  
December 2014

Account name: THE EL-HIBRI CHAR FOUNDATION  
Friendly account name: PMP Fixed  
Account number: PE 29589 WD

Your Financial Advisor:  
DAVID M WATTS  
469-440-0501/800-288-1515

Your assets ▸ **Fixed income** ▸ **Corporate bonds and notes** (continued)

Holding	Trade date	Total face value at maturity (\$)	Purchase price (\$)	Adjusted cost basis (\$)	Price on Dec 31 (\$)	Value on Dec 31 (\$)	Unrealized gain or loss (\$)	Holding period
LILLY ELI & CO CALL@M/W+12 5BP RATE 05 200% MATURES 03/15/17 ACCRUED INTEREST \$3,062 22 CUSIP 532457BB3 Moody A2 S&P AA- EAI \$10,400 Current yield 4 78%								
Original cost basis \$223,492 00	Mar 21, 14	200,000 000	108 711	217,422 06	108 737	217,474 00	51 94	ST
WAL MART STORES INC NTS RATE 05 375% MATURES 04/05/17 ACCRUED INTEREST \$2,568 06 CUSIP 931142CG6 Moody Aa2 S&P AA EAI \$10,750 Current yield 4 92%								
Original cost basis \$203,728 00	Jan 25, 08	200,000 000	100 540	201,081 06	109 331	218,662 00	17,580 94	LT
UNITED TECHNOLOGIES CORP 5BP RATE 01 800% MATURES 06/01/17 ACCRUED INTEREST \$262 50 CUSIP 913017BU2 Moody A2 S&P A EAI \$3,150 Current yield 1 78%								
Original cost basis \$76,372 50	Mar 20, 14	75,000 000	101 387	76,040 92	101 307	75,980 25	-60 67	ST
Original cost basis \$101,994 00	Apr 21, 14	100,000 000	101 553	101,553 02	101 307	101,307 00	-246 02	ST
Security total		175,000 000		177,593 94		177,287 25	-306 69	
3M CO NTS B/E RATE 01 000% MATURES 06/26/17 ACCRUED INTEREST \$13 89 CUSIP 88579YAE1 Moody Aa2 S&P AA- EAI \$1,000 Current yield 1 00%								
	Mar 24, 14	100,000 000	99 640	99,640 00	99 815	99,815 00	175 00	ST

continued next page



Your assets ▸ **Fixed income** ▸ **Corporate bonds and notes** (continued)

Holding	Trade date	Total face value at maturity (\$)	Purchase price (\$)	Adjusted cost basis (\$)	Price on Dec 31 (\$)	Value on Dec 31 (\$)	Unrealized gain or loss (\$)	Holding period
KIMBERLY CLARK CORP								
MW + 25BP*								
RATE 06 125% MATURES 08/01/17								
ACCRUED INTEREST \$2,552 08								
CUSIP 494368BB8								
Moody A2 S&P A								
EAI \$6,125 Current yield 5 47%								
Original cost basis \$115,653 00	May 01, 14	100,000 000	112 475	112,475 97	111 880	111,880 00	-595 97	ST
PEPSICO INC NTS B/E								
CALL@MW+10BP								
RATE 01 250% MATURES 08/13/17								
ACCRUED INTEREST \$479 17								
CUSIP 713448CB2								
Moody A1 S&P A-								
EAI \$1,250 Current yield 1 25%								
Original cost basis \$100,340 00	Apr 09, 14	100,000 000	100 266	100,266 79	99 806	99,806 00	-460 79	ST
JOHNSON & JOHNSON COM								
CALL@M/W+15BP								
RATE 05 550% MATURES 08/15/17								
ACCRUED INTEREST \$4,193 34								
CUSIP 478160AQ7								
Moody Aaa S&P AAA								
EAI \$11,100 Current yield 4 99%								
Original cost basis \$114,377 00	Mar 20, 14	100,000 000	111 118	111,118 12	111 325	111,325 00	206 88	ST
Original cost basis \$114,250 00	Apr 02, 14	100,000 000	111 126	111,126 37	111 325	111,325 00	198 63	ST
Security total		200,000 000		222,244 49		222,650 00	405 51	
JP MORGAN CHASE NTS B/E								
RATE 02 000% MATURES 08/15/17								
ACCRUED INTEREST \$755 56								
CUSIP 48126EAA5								
Moody A3 S&P A								
EAI \$2,000 Current yield 1 98%								
Original cost basis \$101,411 00	Mar 13, 14	100,000 000	101 086	101,086 55	100 951	100,951 00	-135 55	ST

continued next page



Portfolio Management Program  
December 2014

Account name: THE EL-HIBRI CHAR FOUNDATION  
Friendly account name: PMP Fixed  
Account number: PE 29589 WD

Your Financial Advisor:  
DAVID M WATTS  
469-440-0501/800-288-1515

Your assets › **Fixed income** › **Corporate bonds and notes** (continued)

Holding	Trade date	Total face value at maturity (\$)	Purchase price (\$)	Adjusted cost basis (\$)	Price on Dec 31 (\$)	Value on Dec 31 (\$)	Unrealized gain or loss (\$)	Holding period
ORACLE CORP B/E CALL@MW+10BP RATE 01 200% MATURES 10/15/17 ACCRUED INTEREST \$253 33 CUSIP 68389XAN5 Moody A1 S&P A+ EAI \$1,200 Current yield 1 20%	Apr 02, 14	100,000 000	99 366	99,366 00	99 644	99,644 00	278 00	ST
COCA COLA CO CALL@M/W+15BP RATE 05 350% MATURES 11/15/17 ACCRUED INTEREST \$683 61 CUSIP 191216AK6 Moody Aa3 S&P AA EAI \$5,350 Current yield 4 82% Original cost basis \$114,896 00	Mar 20, 14	100,000 000	111 752	111,752 82	110 891	110,891 00	-861 82	ST
AMAZON COM INC NTS B/E CALL@MW+10BP RATE 01 200% MATURES 11/29/17 ACCRUED INTEREST \$106 67 CUSIP 023135AH9 Moody Baa1 S&P AA- EAI \$1,200 Current yield 1 21%	Apr 02, 14	100,000 000	99 053	99,053 00	98 939	98,939 00	-114 00	ST
WALT DISNEY COMPANY/THE CALL@MW+10BP RATE 01 100% MATURES 12/01/17 ACCRUED INTEREST \$275 01 CUSIP 25468PCV6 Moody A2 S&P A EAI \$3,300 Current yield 1 11%	Mar 24, 14 Apr 02, 14	200,000 000 100,000 000	98 836 99 051	197,672 00 99,051 00	99 401 99 401	198,802 00 99,401 00	1,130 00 350 00	ST ST
Security total		300,000 000		296,723 00		298,203 00	1,480 00	

continued next page



Your assets ▸ **Fixed income** ▸ **Corporate bonds and notes** (continued)

Holding	Trade date	Total face value at maturity (\$)	Purchase price (\$)	Adjusted cost basis (\$)	Price on Dec 31 (\$)	Value on Dec 31 (\$)	Unrealized gain or loss (\$)	Holding period
GENL ELEC CO RATE 05 250% MATURES 12/06/17 ACCRUED INTEREST \$729 16 CUSIP 369604BC6 Moody Aa3 S&P AA+ EAI \$10,500 Current yield 4 73%								
Original cost basis \$226,624 00	Mar 24, 14	200,000 000	110 593	221,186 86	110 931	221,862 00	675 14	ST
UNITED PARCEL SERVICE CALL@M/WT+25 RATE 05 500% MATURES 01/15/18 ACCRUED INTEREST \$2,536 11 CUSIP 911312AH9 Moody Aa3 S&P A+ EAI \$5,500 Current yield 4 93%								
Original cost basis \$114,799 00	May 01, 14	100,000 000	112 179	112,179 50	111 547	111,547 00	-632 50	ST
IBM CORP NTS B/E CALL@MW+10BP RATE 01 250% MATURES 02/08/18 CALLABLE ACCRUED INTEREST \$496 53 CUSIP 459200HK0 Moody Aa3 S&P AA- EAI \$1,250 Current yield 1 26%								
	Mar 20, 14	100,000 000	98 770	98,770 00	99 169	99,169 00	399 00	ST
HONEYWELL INTL INC MTN *MW + 25BP* RATE 05 300% MATURES 03/01/18 ACCRUED INTEREST \$3,533 34 CUSIP 438516AX4 Moody A2 S&P A EAI \$10,600 Current yield 4 78%								
Original cost basis \$228,528 00	Apr 09, 14	200,000 000	111 649	223,298 61	110 928	221,856 00	-1,442 61	ST
WAL-MART STORES INC B/E RATE 01 125% MATURES 04/11/18 ACCRUED INTEREST \$250 00 CUSIP 931142DF7 Moody Aa2 S&P AA EAI \$1,125 Current yield 1 14%								
	Mar 17, 14	100,000 000	98 610	98,610 00	98 853	98,853 00	243 00	ST

continued next page



Portfolio Management Program  
December 2014

Account name: THE EL-HIBRI CHAR FOUNDATION  
Friendly account name: PMP Fixed  
Account number: PE 29589 WD

Your Financial Advisor:  
DAVID M WATTS  
469-440-0501/800-288-1515

Your assets › **Fixed income** › **Corporate bonds and notes** (continued)

Holding	Trade date	Total face value at maturity (\$)	Purchase price (\$)	Adjusted cost basis (\$)	Price on Dec 31 (\$)	Value on Dec 31 (\$)	Unrealized gain or loss (\$)	Holding period
MONSANTO CO NEW CALL@MW+25BP RATE 05 125% MATURES 04/15/18 ACCRUED INTEREST \$2,163 88 CUSIP 61166WAF8 Moody A3 S&P BBB+ EAI \$10,250 Current yield 4 63% Original cost basis \$226,374 00	Apr 09, 14	200,000 000	110 853	221,706 86	110 665	221,330 00	-376 86	ST
HALLIBURTON CO B/E CALL@MW+12 5BP RATE 02 000% MATURES 08/01/18 CALLABLE ACCRUED INTEREST \$833 33 CUSIP 406216BC4 Moody A2 S&P A EAI \$2,000 Current yield 2 01% Original cost basis \$100,805 00	Mar 13, 14	100,000 000	100 662	100,662 17	99 568	99,568 00	-1,094 17	ST
BK OF NOVA SCOTIA B/E RATE 02 050% MATURES 10/30/18 ACCRUED INTEREST \$341 67 CUSIP 064159CU8 Moody Aa2 S&P A+ EAI \$2,050 Current yield 2 05% Original cost basis \$100,030 00	Mar 13, 14	100,000 000	100 024	100,024 99	100 122	100,122 00	97 01	ST
COCA-COLA CO/THE NTS B/E CALL@MW+7BP RATE 01 650% MATURES 11/01/18 ACCRUED INTEREST \$550 00 CUSIP 191216BF6 Moody Aa3 S&P AA EAI \$3,300 Current yield 1 65% Original cost basis \$100,279 00	Mar 21, 14 Apr 09, 14	100,000 000 100,000 000	99 463 100 235	99,463 00 100,235 62	100 051 100 051	100,051 00 100,051 00	588 00 -184 62	ST ST
Security total		200,000 000		199,698 62		200,102 00	403 38	

continued next page



Your assets ▸ **Fixed income** ▸ **Corporate bonds and notes** (continued)

Holding	Trade date	Total face value at maturity (\$)	Purchase price (\$)	Adjusted cost basis (\$)	Price on Dec 31 (\$)	Value on Dec 31 (\$)	Unrealized gain or loss (\$)	Holding period
PHARMACIA CORP MW+20BP B/E RATE 06 500% MATURES 12/01/18 ACCRUED INTEREST \$541 67 CUSIP 71713UAQ5 Moody A1 S&P AA EAI \$6,500 Current yield 5 56% Original cost basis \$120,771 00								
	Mar 19, 14	100,000 000	117 418	117,418 41	116 880	116,880 00	-538 41	ST
BK OF AMER CORP NTS B/E RATE 02 600% MATURES 01/15/19 ACCRUED INTEREST \$1,198 89 CUSIP 06051GEX3 Moody Baa2 S&P A- EAI \$2,600 Current yield 2 58% Original cost basis \$101,090 50								
	Mar 19, 14	100,000 000	100 920	100,920 87	100 778	100,778 00	-142 87	ST
CONOCOPHILLIPS NTS B/E CALL@MW+50BP RATE 05 750% MATURES 02/01/19 ACCRUED INTEREST \$2,395 83 CUSIP 20825CAR5 Moody A1 S&P A EAI \$5,750 Current yield 5 06% Original cost basis \$116,831 00								
	Apr 30, 14	100,000 000	114 543	114,543 91	113 678	113,678 00	-865 91	ST
MCDONALDS CORP 0BP MTN RATE 05 000% MATURES 02/01/19 ACCRUED INTEREST \$2,083 33 CUSIP 58013MEG5 Moody A2 S&P A EAI \$5,000 Current yield 4 49% Original cost basis \$113,311 00								
	Mar 21, 14	100,000 000	111 261	111,261 81	111 276	111,276 00	14 19	ST

continued next page





Your assets › **Fixed income** › **Corporate bonds and notes** (continued)

Holding	Trade date	Total face value at maturity (\$)	Purchase price (\$)	Adjusted cost basis (\$)	Price on Dec 31 (\$)	Value on Dec 31 (\$)	Unrealized gain or loss (\$)	Holding period
PROCTER & GAMBLE CO NTS 5BP B/E RATE 04 700% MATURES 02/15/19 ACCRUED INTEREST \$1,775 56 CUSIP 742718DN6 Moody Aa3 S&P AA- EAI \$4,700 Current yield 4 22%								
Original cost basis \$112,647 00	Mar 20, 14	100,000 000	110 705	110,705 55	111 352	111,352 00	646 45	ST
CHEVRON CORP NTS M/W +30BPS RATE 04 950% MATURES 03/03/19 ACCRUED INTEREST \$1,622 50 CUSIP 166751AJ6 Moody Aa1 S&P AA EAI \$4,950 Current yield 4 43%								
Original cost basis \$114,488 00	May 01, 14	100,000 000	112 555	112,555 43	111 814	111,814 00	-741 43	ST
JOHN DEERE CAPITAL CORP MED TERM NTS RATE 01 950% MATURES 03/04/19 ACCRUED INTEREST \$443 62 CUSIP 24422ESK6 Moody A2 S&P A EAI \$1,365 Current yield 1 97%								
Original cost basis \$100,058 00	Apr 21, 14	70,000 000	99 407	69,584 90	99 221	69,454 70	-130 20	ST
AT&T INC NTS B/E CALL@MW+15BP RATE 02 300% MATURES 03/11/19 ACCRUED INTEREST \$702 78 CUSIP 00206RCC4 Moody A3 S&P A- EAI \$2,300 Current yield 2 30%								
Original cost basis \$100,058 00	Mar 19, 14	100,000 000	100 049	100,049 26	99 895	99,895 00	-154 26	ST

continued next page



Your assets ▸ **Fixed income** ▸ **Corporate bonds and notes** (continued)

Holding	Trade date	Total face value at maturity (\$)	Purchase price (\$)	Adjusted cost basis (\$)	Price on Dec 31 (\$)	Value on Dec 31 (\$)	Unrealized gain or loss (\$)	Holding period
COLGATE-PALMOLIVE CO								
CALL@MW+5BP								
RATE 01 750% MATURES 03/15/19								
ACCRUED INTEREST \$1,030 56								
CUSIP 19416QEF3								
Moody Aa3 S&P AA-								
EAI \$3,500 Current yield 1 76%	Mar 19, 14	100,000 000	99 133	99,133 00	99 313	99,313 00	180 00	ST
	Apr 09, 14	100,000 000	99 766	99,766 00	99 313	99,313 00	-453 00	ST
Security total		200,000 000		198,899 00		198,626 00	-273 00	
PFIZER INC B/E								
+50BP								
RATE 06 200% MATURES 03/15/19								
ACCRUED INTEREST \$1,825 56								
CUSIP 717081DB6								
Moody A1 S&P AA								
EAI \$6,200 Current yield 5 33%								
Original cost basis \$118,236 00	Apr 30, 14	100,000 000	115 833	115,833 13	116 339	116,339 00	505 87	ST
MASTERCARD INC NTS B/E								
CALL@MW+10 BP								
RATE 02 000% MATURES 04/01/19								
ACCRUED INTEREST \$500 00								
CUSIP 57636QAA2								
Moody A2 S&P A								
EAI \$2,000 Current yield 2 01%	Apr 01, 14	100,000 000	99 797	99,797 00	99 450	99,450 00	-347 00	ST
MERCK & CO INC NTS								
CALL@MW+20BP								
RATE 05 000% MATURES 06/30/19								
CUSIP 589331AN7								
Moody A1 S&P AA								
EAI \$5,000 Current yield 4 43%								
Original cost basis \$114,281 00	Mar 19, 14	100,000 000	112 253	112,253 24	112 890	112,890 00	636 76	ST

continued next page



Portfolio Management Program  
December 2014

**Account name:** THE EL-HIBRI CHAR FOUNDATION  
**Friendly account name:** PMP Fixed  
**Account number:** PE 29589 WD

**Your Financial Advisor:**  
DAVID M WATTS  
469-440-0501/800-288-1515

Your assets ▸ **Fixed income** ▸ **Corporate bonds and notes** (continued)

Holding	Trade date	Total face value at maturity (\$)	Purchase price (\$)	Adjusted cost basis (\$)	Price on Dec 31 (\$)	Value on Dec 31 (\$)	Unrealized gain or loss (\$)	Holding period
TEXAS INSTRUMENTS INC CALL@MW+12 5BP RATE 01 650% MATURES 08/03/19 ACCRUED INTEREST \$678 33 CUSIP 882508AU8 Moody A1 S&P A+ EAI \$1,650 Current yield 1 69%	Apr 02, 14	100,000 000	96 943	96,943 00	97 633	97,633 00	690 00	ST
BAXTER INTL INC B/E CALL@MW+20BP RATE 04 500% MATURES 08/15/19 ACCRUED INTEREST \$1,700 00 CUSIP 071813BA6 Moody A3 S&P A- EAI \$4,500 Current yield 4 11%	Mar 21, 14	100,000 000	109 599	109,599 59	109 588	109,588 00	-11 59	ST
SHELL INTL FIN B/E FOREIGN SECURITY RATE 04 300% MATURES 09/22/19 CALL@MW+15BP ACCRUED INTEREST \$1,182 50 ISIN US822582AJ10 Moody Aa1 S&P AA EAI \$4,300 Current yield 3 92%	Mar 21, 14	100,000 000	108 968	108,968 80	109 746	109,746 00	777 20	ST
ANHEUSER BUSCH INBEV 55BP WORLDWIDE RATE 06 875% MATURES 11/15/19 ACCRUED INTEREST \$878 47 CUSIP 03523TBH0 Moody A2 S&P A EAI \$6,875 Current yield 5 71%	Apr 30, 14	100,000 000	120 151	120,151 17	120 356	120,356 00	204 83	ST

*continued next page*



Your assets ▸ **Fixed income** ▸ **Corporate bonds and notes** (continued)

Holding	Trade date	Total face value at maturity (\$)	Purchase price (\$)	Adjusted cost basis (\$)	Price on Dec 31 (\$)	Value on Dec 31 (\$)	Unrealized gain or loss (\$)	Holding period
BLACKROCK INC NTS B/E +25BPS RATE 05 000% MATURES 12/10/19 ACCRUED INTEREST \$583 34 CUSIP 09247XAE1 Moody A1 S&P AA- EAI \$10,000 Current yield 4 42%								
Original cost basis \$226,402 00	Mar 21, 14	200,000 000	111 506	223,012 39	113 058	226,116 00	3,103 61	ST
PEPSICO INC NTS B/E +15BP RATE 04 500% MATURES 01/15/20 ACCRUED INTEREST \$2,075 00 CUSIP 713448BN7 Moody A1 S&P A- EAI \$4,500 Current yield 4 09%								
Original cost basis \$110,263 00	Mar 19, 14	100,000 000	108 964	108,964 02	110 158	110,158 00	1,193 98	ST
BOEING CO NTS B/E 4 875% 021520 DTD072809 CALL @ MW +25BPS ACCRUED INTEREST \$2,762 50 CUSIP 097023AZ8 Moody A2 S&P A EAI \$7,313 Current yield 4 32%								
Original cost basis \$169,120 50	Mar 24, 14	150,000 000	111 179	166,769 68	112 728	169,092 00	2,322 32	ST
COMCAST CORP NEW B/E +25BP RATE 05 150% MATURES 03/01/20 ACCRUED INTEREST \$1,716 67 CUSIP 20030NBA8 Moody A3 S&P A- EAI \$5,150 Current yield 4 55%								
Original cost basis \$113,819 00	Apr 01, 14	100,000 000	112 174	112,174 00	113 252	113,252 00	1,078 00	ST

*continued next page*



Portfolio Management Program  
December 2014

Account name: THE EL-HIBRI CHAR FOUNDATION  
Friendly account name: PMP Fixed  
Account number: PE 29589 WD

Your Financial Advisor:  
DAVID M WATTS  
469-440-0501/800-288-1515

Your assets › **Fixed income** › **Corporate bonds and notes** (continued)

Holding	Trade date	Total face value at maturity (\$)	Purchase price (\$)	Adjusted cost basis (\$)	Price on Dec 31 (\$)	Value on Dec 31 (\$)	Unrealized gain or loss (\$)	Holding period
MEDTRONIC INC NTS B/E +12 5BPS RATE 04 450% MATURES 03/15/20 ACCRUED INTEREST \$1,310 28 CUSIP 585055AS5 Moody A2 S&P AA- EAI \$4,450 Current yield 4 06% Original cost basis \$110,238 00	Apr 02, 14	100,000 000	109 030	109,030 94	109 716	109,716 00	685 06	ST
LOWES COMPANIES INC NTS +15BP RATE 04 625% MATURES 04/15/20 ACCRUED INTEREST \$976 39 CUSIP 548661CQ8 Moody A3 S&P A- EAI \$4,625 Current yield 4 20% Original cost basis \$110,374 00	Apr 02, 14	100,000 000	109 174	109,174 39	110 240	110,240 00	1,065 61	ST
ABBOTT LABS B/E 4 125% 052720 DTD052710 CALL @ MW +15BP ACCRUED INTEREST \$194 79 CUSIP 002824AW0 Moody A1 S&P A+ EAI \$2,063 Current yield 3 81% Original cost basis \$54,446 00	Mar 19, 14	50,000 000	107 837	53,918 57	108 378	54,189 00	270 43	ST
TOTAL CAPITAL SA B/E FOREIGN SECURITY RATE 04 450% MATURES 06/24/20 +20BP ACCRUED INTEREST \$86 53 ISIN US89152UAD46 Moody Aa1 S&P AA- EAI \$4,450 Current yield 4 06% Original cost basis \$110,149 00	Mar 21, 14	100,000 000	108 994	108,994 67	109 710	109,710 00	715 33	ST

continued next page



Your assets ▸ **Fixed income** ▸ **Corporate bonds and notes** (continued)

Holding	Trade date	Total face value at maturity (\$)	Purchase price (\$)	Adjusted cost basis (\$)	Price on Dec 31 (\$)	Value on Dec 31 (\$)	Unrealized gain or loss (\$)	Holding period
WAL-MART STORES INC B/E RATE 03 625% MATURES 07/08/20 ACCRUED INTEREST \$1,742 01 CUSIP 931142CU5 Moody Aa2 S&P AA EAI \$3,625 Current yield 3 39% Original cost basis \$106,459 00	Mar 19, 14	100,000 000	105 707	105,707 03	106 786	106,786 00	1,078 97	ST
DIAGEO CPTL PLC B/E FOREIGN SECURITY RATE 04 828% MATURES 07/15/20 ACCRUED INTEREST \$2,226 24 ISIN US25243YAP43 Moody A3 S&P A- EAI \$4,828 Current yield 4 33% Original cost basis \$111,727 00	Mar 21, 14	100,000 000	110 410	110,410 53	111 423	111,423 00	1,012 47	ST
J P MORGAN CHASE & CO B/E RATE 04 400% MATURES 07/22/20 ACCRUED INTEREST \$1,943 33 CUSIP 46625HHS2 Moody A3 S&P A EAI \$4,400 Current yield 4 06% Original cost basis \$108,534 00	Mar 19, 14	100,000 000	107 557	107,557 93	108 398	108,398 00	840 07	ST
KIMBERLY CLARK CORP B/E +10BP RATE 03 625% MATURES 08/01/20 ACCRUED INTEREST \$755 21 CUSIP 494368BE2 Moody A2 S&P A EAI \$1,813 Current yield 3 43% Original cost basis \$53,210 50	Mar 21, 14	50,000 000	105 686	52,843 12	105 813	52,906 50	63 38	ST

continued next page



Portfolio Management Program  
December 2014

Account name: THE EL-HIBRI CHAR FOUNDATION  
Friendly account name: PMP Fixed  
Account number: PE 29589 WD

Your Financial Advisor:  
DAVID M WATTS  
469-440-0501/800-288-1515

Your assets ▸ **Fixed income** ▸ **Corporate bonds and notes** (continued)

Holding	Trade date	Total face value at maturity (\$)	Purchase price (\$)	Adjusted cost basis (\$)	Price on Dec 31 (\$)	Value on Dec 31 (\$)	Unrealized gain or loss (\$)	Holding period
HOME DEPOT INC NTS B/E CALL@MW T+20BP RATE 03 950% MATURES 09/15/20 ACCRUED INTEREST \$1,163 06 CUSIP 437076AT9 Moody A2 S&P A EAI \$3,950 Current yield 3 66% Original cost basis \$108,000 00	Apr 02, 14	100,000 000	107 135	107,135 89	108 057	108,057 00	921 11	ST
MICROSOFT CORP NTS RATE 03 000% MATURES 10/01/20 ACCRUED INTEREST \$750 00 CUSIP 594918AH7 Moody Aaa S&P AAA EAI \$3,000 Current yield 2 88% Original cost basis \$104,104 00	Mar 17, 14	100,000 000	103 638	103,638 89	104 255	104,255 00	616 11	ST
BERKSHIRE HATHAWAY INC B/E RATE 03 400% MATURES 01/31/22 ACCRUED INTEREST \$1,416 67 CUSIP 084670BF4 Moody Aa2 S&P AA EAI \$3,400 Current yield 3 27% Original cost basis \$103,652 00	Sep 30, 14	100,000 000	103 536	103,536 66	104 122	104,122 00	585 34	ST
LOWES COMPANIES INC B/E CALL@MW +20BP RATE 03 120% MATURES 04/15/22 CALLABLE ACCRUED INTEREST \$329 33 CUSIP 548661CW5 Moody A3 S&P A- EAI \$1,560 Current yield 3 05% Original cost basis \$50,769 50	Sep 30, 14	50,000 000	101 491	50,745 95	102 324	51,162 00	416 05	ST

continued next page



Your assets ▸ **Fixed income** ▸ **Corporate bonds and notes** (continued)

Holding	Trade date	Total face value at maturity (\$)	Purchase price (\$)	Adjusted cost basis (\$)	Price on Dec 31 (\$)	Value on Dec 31 (\$)	Unrealized gain or loss (\$)	Holding period
UNITED TECHNOLOGIES CORP								
03 100% 060122 DTD060112								
MAKE WHOLE@20 NTS B/E								
ACCRUED INTEREST \$258 33								
CUSIP 913017BV0								
Moody A2 S&P A								
EAI \$3,100 Current yield 3 04%								
Original cost basis \$100,593 00	Sep 30, 14	100,000 000	100 575	100,575 26	102 033	102,033 00	1,457 74	ST
J P MORGAN CHASE & CO								
NTS B/E								
RATE 03 250% MATURES 09/23/22								
ACCRUED INTEREST \$884 72								
CUSIP 46625HJE1								
Moody A3 S&P A								
EAI \$3,250 Current yield 3 23%	Sep 30, 14	100,000 000	99 090	99,090 00	100 583	100,583 00	1,493 00	ST
DOW CHEMICAL CO B/E								
CALL@MW+25BP								
RATE 03 000% MATURES 11/15/22								
CALLABLE								
ACCRUED INTEREST \$383 33								
CUSIP 260543CH4								
Moody Baa2 S&P BBB								
EAI \$3,000 Current yield 3 07%	Sep 30, 14	100,000 000	96 658	96,658 00	97 706	97,706 00	1,048 00	ST
<b>Total</b>		<b>\$8,145,000.000</b>		<b>\$8,585,596.28</b>		<b>\$8,618,880.45</b>	<b>\$33,284.17</b>	
<b>Total accrued interest: \$74,732.07</b>								
<b>Total estimated annual income: \$285,306</b>								





Your assets • **Fixed income** (continued)

**Closed end funds & Exchange traded products**

*Total reinvested* is the total of all reinvested dividends. It does not include any cash dividends. It is not a tax lot for the purposes of determining holding periods or cost basis. The shares you receive each time you reinvest dividends become a separate tax lot.

*Cost basis* is the total purchase cost of the security, including reinvested dividends. The cost basis may need to be adjusted for return of capital payments in order to determine the adjusted cost basis for tax reporting purposes.

*Unrealized (tax) gain or loss* is the difference between the current value and the cost basis and would generally be your taxable gain or loss if the security was sold on this date. The unrealized (tax) gain or loss may need to be adjusted for return of capital payments in order to determine the realized gain or loss for tax reporting purposes.

*Investment return* is the current value minus the amount you invested. It does not include shares that are not reflected on your statement, including shares that have been realized as either a gain or a loss. It also does not include cash dividends that were not reinvested.

Holding	Number of shares	Purchase price/ Average price per share (\$)	Client investment (\$)	Cost basis (\$)	Price per share on Dec 31 (\$)	Value on Dec 31 (\$)	Unrealized (tax) gain or loss (\$)	Investment return (\$)	Holding period
GUGGENHEIM BULLESHARES 2018 HIGH YIELD CORP BOND Symbol BSJI									
Trade date Nov 24, 14	3,800 000	26 395	100,302 61	100,302 61	25 700	97,660 00	-2,642 61	-2,642 61	ST
EAI \$4,511 Current yield 4 62%									
ISHARES US PFD STOCK ETF INDEX FUND Symbol PFF									
Trade date Sep 16, 14	5,626 000	39 197	220,526 82	220,526 82	39 440	221,889 44	1,362 62	1,362 62	ST
EAI \$14,014 Current yield 6 32%									
ISHARES FLOATING RATE BOND ETF Symbol FLOT									
Trade date Nov 12, 13	1,000 000	50 659	50,659 07	50,659 07	50 540	50,540 00	-119 07	-119 07	LT
EAI \$223 Current yield 0 44%									
ISHARES TR INT PFD STK FD Symbol IPFF									
Trade date Oct 21, 13	10,000 000	24 692	246,922 04	246,922 04	22 510	225,100 00	-21,822 04		LT
Trade date Aug 8, 14	5,000 000	24 509	122,546 00	122,546 00	22 510	112,550 00	-9,996 00		ST
EAI \$14,310 Current yield 4 24%									
Security total	15,000 000	24 631	369,468 04	369,468 04		337,650 00	-31,818 04	-31,818 04	
ISHARES CMBS ETF Symbol CMBS									
Trade date Jul 22, 14	7,196 000	51 829	372,963 02	372,963 02	51 190	368,363 24	-4,599 78		ST
Trade date Aug 8, 14	2,000 000	51 922	103,845 36	103,845 36	51 190	102,380 00	-1,465 36		ST

continued next page



Your assets › **Fixed income** › **Closed end funds & Exchange traded products** (continued)

Holding	Number of shares	Purchase price/ Average price per share (\$)	Client investment (\$)	Cost basis (\$)	Price per share on Dec 31 (\$)	Value on Dec 31 (\$)	Unrealized (tax) gain or loss (\$)	Investment return (\$)	Holding period
Trade date Sep 16, 14	1,955 000	51 314	100,319 65	100,319 65	51 190	100,076 45	-243 20		ST
EAI \$12,255 Current yield 2 15%									
Security total	11,151 000	51 756	577,128 03	577,128 03		570,819 69	-6,308 34	-6,308 34	
<b>Total</b>			<b>\$1,318,084.57</b>	<b>\$1,318,084.57</b>		<b>\$1,278,559.13</b>	<b>-\$39,525.44</b>	<b>-\$39,525.44</b>	

**Total estimated annual income: \$45,313**

**Your total assets**

		Value on Dec 31 (\$)	Percentage of your account	Cost basis (\$)	Estimated annual income (\$)	Unrealized gain or loss (\$)
<b>Cash</b>	<b>Cash and money balances</b>	<b>50,218.78</b>	<b>0.50%</b>	<b>50,218.78</b>		
<b>Fixed income</b>	Corporate bonds and notes	8,618,880 45		8,585,596 28	285,306 00	33,284 17
	Closed end funds & Exchange traded products	1,278,559 13		1,318,084 57	45,313 00	-39,525 44
	Total accrued interest	74,732 07				
	<b>Total fixed income</b>	<b>9,972,171.65</b>	<b>99.50%</b>	<b>9,903,680.85</b>	<b>330,619.00</b>	<b>-6,241.27</b>
<b>Total</b>		<b>\$10,022,390.43</b>	<b>100.00%</b>	<b>\$9,953,899.63</b>	<b>\$330,619.00</b>	<b>-\$6,241.27</b>

## Account activity this month

For more information about the price/value shown for restricted securities, see *Important information about your statement* at the end of this document

Date	Activity	Description	Your expense code	Quantity/ Face value	Price/Value (\$)	Cash amount (\$)	Cash and money balance (\$)
<b>Nov 28</b>		<b>Cash and money balance</b>					<b>\$27,119.25</b>
Dec 1	Interest	WALT DISNEY COMPANY/THE 01 100% 120117 DTD113012 FC060113 CALL@MW+10BP PAID ON 300000 CUSIP 25468PCV6				1,650 00	
Dec 1	Interest	AMAZON COM INC NTS B/E 01 200% 112917 DTD112912 FC052913 CALL@MW+10BP PAID ON 100000 AS OF 11/29/14 CUSIP 023135AH9				600 00	
Dec 1	Interest	PHARMACIA CORP MW+20BP 06 500% 120118 DTD120998 FC060199 B/E PAID ON 100000 CUSIP 71713UAQ5				3,250 00	

*continued next page*



Portfolio Management Program  
December 2014

Account name: THE EL-HIBRI CHAR FOUNDATION  
Friendly account name: PMP Fixed  
Account number: PE 29589 WD

Your Financial Advisor:  
DAVID M WATTS  
469-440-0501/800-288-1515

Account activity this month (continued)

Date	Activity	Description	Your expense code	Quantity/ Face value	Price/Value (\$)	Cash amount (\$)	Cash and money balance (\$)
Dec 1	Interest	UNITED TECHNOLOGIES CORP 01 800% 060117 DTD060112 CALL@MW+15BP PAID ON 175000 CUSIP 913017BU2				1,575 00	
Dec 1	Interest	UNITED TECHNOLOGIES CORP 03 100% 060122 DTD060112 MAKE WHOLE@20 NTS B/E PAID ON 100000 CUSIP 913017BV0				1,550 00	35,744 25
Dec 5	Dividend	GUGGENHEIM BULLETSHARES 2018 HIGH YIELD CORP BOND PAID ON 3800				342 38	
Dec 5	Dividend	ISHARES US PFD STOCK ETF INDEX FUND PAID ON 5626				1,015 88	
Dec 5	Dividend	ISHARES FLOATING RATE BOND ETF PAID ON 1000				18 62	
Dec 5	Dividend	ISHARES TR INT PFD STK FD PAID ON 15000				988 25	
Dec 5	Interest	UBS BANK USA BUSINESS ACCOUNT AS OF 12/04/14				5 50	
Dec 5	Dividend	ISHARES CMBS ETF PAID ON 11151				958 34	39,073 22
Dec 8	Interest	GENL ELEC CO 05 250% 120617 DTD120607 FC060608 PAID ON 200000 AS OF 12/06/14 CUSIP 369604BC6				5,250 00	44,323 22
Dec 10	Interest	BLACKROCK INC NTS B/E 05 000% 121019 DTD121009 CALL @ MW +25BPS PAID ON 200000 CUSIP 09247XAE1				5,000 00	49,323 22
Dec 15	Interest	E I DU PONT DE NEMOURS 05 250% 121516 DTD121506 FC061507 MW@ +15BP PAID ON 100000 CUSIP 263534BQ1				2,625 00	51,948 22
Dec 19	Visa Payment	CREDIT CARD PAYMENT				-4,564 38	47,383 84
Dec 24	Interest	CHEVRON CORP B/E 00 889% 062416 DTD062413 FC122413 PAID ON 100000 CUSIP 166764AC4				444 50	
Dec 24	Interest	TOTAL CAPITAL SA B/E 04 450% 062420 DTD062410 CALL @ MW +20BP PAID ON 100000 CUSIP 89152UAD4				2,225 00	50,053 34

continued next page



Account activity this month (continued)

Date	Activity	Description	Your expense code	Quantity/ Face value	Price/Value (\$)	Cash amount (\$)	Cash and money balance (\$)
Dec 26	Interest	3M CO NTS B/E 01 000% 062617 DTD062612 FC122612 PAID ON 100000 CUSIP 88579YAE1				500 00	50,553 34
Dec 30	Visa Payment	CREDIT CARD PAYMENT				-7,172 04	
Dec 30	Dividend	ISHARES US PFD STOCK ETF INDEX FUND PAID ON 5626				2,123 90	
Dec 30	Dividend	ISHARES FLOATING RATE BOND ETF PAID ON 1000				19 80	
Dec 30	Dividend	ISHARES TR INT PFD STK FD PAID ON 15000				924 80	
Dec 30	Interest	MERCK & CO INC NTS 05 000% 063019 DTD062509 FC123009 CALL@MW+20BP PAID ON 100000 CUSIP 589331AN7				2,500 00	
Dec 30	Dividend	ISHARES CMBS ETF PAID ON 11151				1,268 98	50,218 78
<b>Dec 31</b>	<b>Closing cash and money balance</b>						<b>\$50,218.78</b>

	Minimum Payment Due	Payment Due Date	Credit line	Available Credit Line	Outstanding balance
<b>UBS Visa Signature credit card(s) payment information for January 23, 2015</b>	\$143 00	Jan 23, 2015	\$30,000 00	\$22,827 96	\$7,172 04

This credit card is enrolled in UBS Pay Credit Card feature and will automatically be paid from your account. Your payment is scheduled for January 20, 2015.

We provide this information on your UBS Visa Signature credit cards solely as a courtesy to you. The UBS Visa Signature credit card and account are issued by UBS Bank USA. UBS Bank USA sends you the official statement for this account and you should make your payment according to their instructions.

We do not include your outstanding credit card balance in the value of your account with UBS Financial Services Inc.

	Date	Activity	Description	Amount (\$)
<b>Money balance activities</b>	<b>Nov 28</b>	<b>Balance forward</b>		<b>\$27,119.25</b>
	Dec 2	Deposit	UBS BANK USA BUSINESS ACCOUNT	8,625 00
	Dec 5	Deposit	UBS BANK USA BUSINESS ACCOUNT AS OF 12/04/14	5 50
	Dec 8	Deposit	UBS BANK USA BUSINESS ACCOUNT	3,323 47
	Dec 9	Deposit	UBS BANK USA BUSINESS ACCOUNT	5,250 00
	Dec 11	Deposit	UBS BANK USA BUSINESS ACCOUNT	5,000 00
	Dec 16	Deposit	UBS BANK USA BUSINESS ACCOUNT	2,625 00

continued next page



## Account activity this month (continued)

	Date	Activity	Description	Amount (\$)
<b>Money balance activities</b> (continued)				
	Dec 22	Withdrawal	UBS BANK USA BUSINESS ACCOUNT AS OF 12/19/14	-4,564 38
	Dec 26	Deposit	UBS BANK USA BUSINESS ACCOUNT	2,669 50
	Dec 29	Deposit	UBS BANK USA BUSINESS ACCOUNT	500 00
	Dec 31	Withdrawal	UBS BANK USA BUSINESS ACCOUNT AS OF 12/30/14	-334 56
<b>Dec 31</b>		<b>Closing UBS Bank USA Business Account</b>		<b>\$50,218.78</b>
The UBS Bank USA Business Account is your primary sweep option				

## Summary of approved payees and recurring payments

Based on your instructions, the following payees and recurring payments are considered "approved payees". As a result, (1) you may authorize additional transfers to these payees verbally and (2) you are no longer receiving individual confirmations for payments to these payees.

The payees and recurring payments listed below do not include Bill Payments, Electronic Funds Transfers and certain other transfers between accounts at UBS. If you have additional payees and/or recurring instructions on file, you will receive separate confirmations from your Financial Advisor.

To update or cancel any of these instructions, please contact your Financial Advisor.

Payee description	Amount (\$)	Disbursement method	Type/Event	Frequency	Start date	End date	Last used date
Alina Alam HABIB BANK LIMITED	varied	Federal Funds	Payee on file	Upon request	n/a	n/a	Apr 23, 14
Ayesha Safeer HABIB BANK LIMITED	varied	Federal Funds	Payee on file	Upon request	n/a	n/a	Aug 27, 14
Aymen Zehra HABIB BANK LIMITED	varied	Federal Funds	Payee on file	Upon request	n/a	n/a	Aug 27, 14
Creative Cubed Pty LTD WESTPAC BANKING CORPORATION	varied	Federal Funds	Payee on file	Upon request	n/a	n/a	Mar 20, 14
Dar Al Aytam Al Islamiyah BLOM BANK S A L	varied	Federal Funds	Payee on file	Upon request	n/a	n/a	Nov 25, 14
Eren Baydemir FINANSBANK A S	varied	Federal Funds	Payee on file	Upon request	n/a	n/a	Aug 27, 14
Jessica Pereira Bruzon REPUBLIC BANK (GUYANA) LIMITED	varied	Federal Funds	Payee on file	Upon request	n/a	n/a	Aug 27, 14
Persia Alexandria Martindale BANK OF NOVA SCOTIA,THE	varied	Federal Funds	Payee on file	Upon request	n/a	n/a	Aug 27, 14
PIETRO AMEGLIO PATELLA 002540476700399666 CLABE BANCO NACIONAL DE MEXICO S A	varied	Federal Funds	Payee on file	Upon request	n/a	n/a	Oct 15, 14

continued next page



Summary of approved payees and recurring payments (continued)

Payee description	Amount (\$)	Disbursement method	Type/Event	Frequency	Start date	End date	Last used date
Rajmonda Bejtullahu TEB SHA	varied	Federal Funds	Payee on file	Upon request	n/a	n/a	Apr 10, 14
Reze Oseku PROCREDIT BANK KOSOVO (FORMERLY MICRO ENTERPRISE BANK, PRI	varied	Federal Funds	Payee on file	Upon request	n/a	n/a	Apr 10, 14
Sera Muratyan YAPI VE KREDI BANKASI A S	varied	Federal Funds	Payee on file	Upon request	n/a	n/a	Jul 09, 14
SYED MAAZ IMRAN MEEZAN BANK LIMITED	varied	Federal Funds	Payee on file	Upon request	n/a	n/a	Mar 26, 14
The El-Hibri Char Foundation 12001 Glen Road Potomac MD 20854-6325							
PNC BANK, NATIONAL ASSOCIATION	varied	Federal Funds	Payee on file	Upon request	n/a	n/a	Nov 12, 14
TERRENCE DWIGHT ISAACS REPUBLIC BANK (GUYANA) LIMITED	varied	Federal Funds	Payee on file	Upon request	n/a	n/a	Apr 23, 14