



See a Social Security Number? Say Something!
Report Privacy Problems to <https://public.resource.org/privacy>
Or call the IRS Identity Theft Hotline at 1-800-908-4490



Form

990-PF

Department of the Treasury
Internal Revenue Service

Return of Private Foundation

or Section 4947(a)(1) Trust Treated as Private Foundation

Do not enter social security numbers on this form as it may be made public.

Information about Form 990-PF and its instructions is at www.irs.gov/form990pf.

OMB No 1545-0052








2014


Open to Public Inspection

For calendar year 2014, or tax year beginning 01-01-2014 , and ending 12-31-2014

Name of foundation LEONARD AND HELEN R STULMAN CHARITABLE		A Employer identification number 52-1491609	
Number and street (or P O box number if mail is not delivered to street address) 6225 SMITH AVENUE		B Telephone number (see instructions) (410) 537-5447	
City or town, state or province, country, and ZIP or foreign postal code BALTIMORE, MD 21209		C If exemption application is pending, check here <input type="checkbox"/>	
G Check all that apply <input type="checkbox"/> Initial return <input type="checkbox"/> Initial return of a former public charity <input type="checkbox"/> Final return <input type="checkbox"/> Amended return <input type="checkbox"/> Address change <input type="checkbox"/> Name change		D 1. Foreign organizations, check here <input type="checkbox"/> 2. Foreign organizations meeting the 85% test, check here and attach computation <input type="checkbox"/>	
H Check type of organization <input checked="" type="checkbox"/> Section 501(c)(3) exempt private foundation <input type="checkbox"/> Section 4947(a)(1) nonexempt charitable trust <input type="checkbox"/> Other taxable private foundation		E If private foundation status was terminated under section 507(b)(1)(A), check here <input type="checkbox"/>	
I Fair market value of all assets at end of year (from Part II, col. (c), line 16) \$ 79,064,315		F If the foundation is in a 60-month termination under section 507(b)(1)(B), check here <input type="checkbox"/>	
J Accounting method <input type="checkbox"/> Cash <input type="checkbox"/> Accrual <input type="checkbox"/> Other (specify) _____ (Part I, column (d) must be on cash basis.)			

Part I Analysis of Revenue and Expenses <i>(The total of amounts in columns (b), (c), and (d) may not necessarily equal the amounts in column (a) (see instructions))</i>		(a) Revenue and expenses per books	(b) Net investment income	(c) Adjusted net income	(d) Disbursements for charitable purposes (cash basis only)
Revenue	1 Contributions, gifts, grants, etc , received (attach schedule)				
	2 Check <input type="checkbox"/> if the foundation is not required to attach Sch B				
	3 Interest on savings and temporary cash investments				
	4 Dividends and interest from securities.	938,992	909,356		
	5a Gross rents				
	b Net rental income or (loss) _____				
	6a Net gain or (loss) from sale of assets not on line 10	5,361,893			
	b Gross sales price for all assets on line 6a 57,000,726				
	7 Capital gain net income (from Part IV, line 2) . . .		5,361,893		
	8 Net short-term capital gain			0	
	9 Income modifications				
	10a Gross sales less returns and allowances				
	b Less Cost of goods sold				
	c Gross profit or (loss) (attach schedule)				
	11 Other income (attach schedule)	1,348,835	1,322,123		
	12 Total. Add lines 1 through 11	7,649,720	7,593,372		
Operating and Administrative Expenses	13 Compensation of officers, directors, trustees, etc				
	14 Other employee salaries and wages		0	0	0
	15 Pension plans, employee benefits		0	0	
	16a Legal fees (attach schedule)				0
	b Accounting fees (attach schedule)				
	c Other professional fees (attach schedule)	281,693	279,546		73
	17 Interest	15,516	14,819		0
	18 Taxes (attach schedule) (see instructions)	166,922	36,819		0
	19 Depreciation (attach schedule) and depletion . . .	0	0		
	20 Occupancy				
	21 Travel, conferences, and meetings		0	0	
	22 Printing and publications		0	0	
	23 Other expenses (attach schedule)	433,830	217,153		196,178
	24 Total operating and administrative expenses. Add lines 13 through 23	897,961	548,337	0	196,251
	25 Contributions, gifts, grants paid	3,123,157			3,123,157
	26 Total expenses and disbursements. Add lines 24 and 25	4,021,118	548,337	0	3,319,408
	27 Subtract line 26 from line 12				
	a Excess of revenue over expenses and disbursements	3,628,602			
	b Net investment income (if negative, enter -0-)		7,045,035		
	c Adjusted net income (if negative, enter -0-)			0	

Part II Balance Sheets		Attached schedules and amounts in the description column should be for end-of-year amounts only (See instructions)	Beginning of year	End of year	
			(a) Book Value	(b) Book Value	(c) Fair Market Value
Assets	1	Cash—non-interest-bearing			
	2	Savings and temporary cash investments	3,764,008	2,929,095	2,929,095
	3	Accounts receivable ▶ _____ Less allowance for doubtful accounts ▶ _____		0	0
	4	Pledges receivable ▶ _____ Less allowance for doubtful accounts ▶ _____			
	5	Grants receivable			
	6	Receivables due from officers, directors, trustees, and other disqualified persons (attach schedule) (see instructions)			
	7	Other notes and loans receivable (attach schedule) ▶ _____ Less allowance for doubtful accounts ▶ _____ 0			
	8	Inventories for sale or use			
	9	Prepaid expenses and deferred charges			
	10a	Investments—U S and state government obligations (attach schedule)	5,590,729 	6,461,041	6,526,575
	b	Investments—corporate stock (attach schedule)	30,990,463 	26,067,141	33,549,297
	c	Investments—corporate bonds (attach schedule).	10,055,156 	11,867,848	11,910,289
	11	Investments—land, buildings, and equipment basis ▶ _____ Less accumulated depreciation (attach schedule) ▶ _____			
	12	Investments—mortgage loans			
	13	Investments—other (attach schedule)	9,001,768 	16,017,460	18,545,007
	14	Land, buildings, and equipment basis ▶ _____ Less accumulated depreciation (attach schedule) ▶ _____			
Liabilities	15	Other assets (describe ▶ _____)	 2,450,723 	2,450,723 	5,604,052
	16	Total assets (to be completed by all filers—see the instructions Also, see page 1, item I)	61,852,847	65,793,308	79,064,315
	17	Accounts payable and accrued expenses			
	18	Grants payable			
	19	Deferred revenue			
	20	Loans from officers, directors, trustees, and other disqualified persons			
	21	Mortgages and other notes payable (attach schedule)			
	22	Other liabilities (describe ▶ _____)			
Net Assets or Fund Balances	23	Total liabilities (add lines 17 through 22)		0	
	Foundations that follow SFAS 117, check here ▶ <input type="checkbox"/> and complete lines 24 through 26 and lines 30 and 31.				
	24	Unrestricted			
	25	Temporarily restricted			
	26	Permanently restricted			
	Foundations that do not follow SFAS 117, check here ▶ <input checked="" type="checkbox"/> and complete lines 27 through 31.				
	27	Capital stock, trust principal, or current funds	61,852,847	65,793,308	
	28	Paid-in or capital surplus, or land, bldg , and equipment fund			
	29	Retained earnings, accumulated income, endowment, or other funds			
	30	Total net assets or fund balances (see instructions)	61,852,847	65,793,308	
	31	Total liabilities and net assets/fund balances (see instructions)	61,852,847	65,793,308	

Part III Analysis of Changes in Net Assets or Fund Balances		
1	Total net assets or fund balances at beginning of year—Part II, column (a), line 30 (must agree with end-of-year figure reported on prior year’s return)	1 61,852,847
2	Enter amount from Part I, line 27a	2 3,628,602
3	Other increases not included in line 2 (itemize) ▶ _____ 	3 311,859
4	Add lines 1, 2, and 3	4 65,793,308
5	Decreases not included in line 2 (itemize) ▶ _____	5 0
6	Total net assets or fund balances at end of year (line 4 minus line 5)—Part II, column (b), line 30	6 65,793,308

Part IV

Capital Gains and Losses for Tax on Investment Income

(a) List and describe the kind(s) of property sold (e g , real estate, 2-story brick warehouse, or common stock, 200 shs MLC Co)		(b) How acquired P—Purchase D—Donation	(c) Date acquired (mo , day, yr)	(d) Date sold (mo , day, yr)
1a	See Additional Data Table			
b				
c				
d				
e				

(e) Gross sales price	(f) Depreciation allowed (or allowable)	(g) Cost or other basis plus expense of sale	(h) Gain or (loss) (e) plus (f) minus (g)
a See Additional Data Table			
b			
c			
d			
e			

Complete only for assets showing gain in column (h) and owned by the foundation on 12/31/69			(I) Gains (Col (h) gain minus col (k), but not less than -0-) or Losses (from col (h))
(i) F M V as of 12/31/69	(j) Adjusted basis as of 12/31/69	(k) Excess of col (i) over col (j), if any	
a See Additional Data Table			
b			
c			
d			
e			

2	Capital gain net income or (net capital loss)	{ If gain, also enter in Part I, line 7 If (loss), enter -0- in Part I, line 7 }	2	5,361,893
3	Net short-term capital gain or (loss) as defined in sections 1222(5) and (6) If gain, also enter in Part I, line 8, column (c) (see instructions) If (loss), enter -0- in Part I, line 8	}	3	

Part V

Qualification Under Section 4940(e) for Reduced Tax on Net Investment Income

(For optional use by domestic private foundations subject to the section 4940(a) tax on net investment income)

If section 4940(d)(2) applies, leave this part blank

Was the foundation liable for the section 4942 tax on the distributable amount of any year in the base period? ☐ Yes ☒ No

If "Yes," the foundation does not qualify under section 4940(e) Do not complete this part

1 Enter the appropriate amount in each column for each year, see instructions before making any entries

(a) Base period years Calendar year (or tax year beginning in)	(b) Adjusted qualifying distributions	(c) Net value of noncharitable-use assets	(d) Distribution ratio (col (b) divided by col (c))
2013	3,311,678	73,918,076	0 044802
2012	2,163,112	68,380,600	0 031633
2011	2,491,761	66,231,298	0 037622
2010	2,422,779	55,007,351	0 044045
2009	2,244,537	45,679,602	0 049137

2	Total of line 1, column (d).	2	0 207239
3	Average distribution ratio for the 5-year base period—divide the total on line 2 by 5, or by the number of years the foundation has been in existence if less than 5 years	3	0 041448
4	Enter the net value of noncharitable-use assets for 2014 from Part X, line 5.	4	77,599,313
5	Multiply line 4 by line 3.	5	3,216,336
6	Enter 1% of net investment income (1% of Part I, line 27b).	6	70,450
7	Add lines 5 and 6.	7	3,286,786
8	Enter qualifying distributions from Part XII, line 4.	8	3,319,408

If line 8 is equal to or greater than line 7, check the box in Part VI, line 1b, and complete that part using a 1% tax rate See
the Part VI instructions

Part VI

Excise Tax Based on Investment Income (Section 4940(a), 4940(b), 4940(e), or 4948—see page 18 of the instructions)

1a		Exempt operating foundations described in section 4940(d)(2), check here <input type="checkbox"/> and enter "N/A" on line 1			
b		Domestic foundations that meet the section 4940(e) requirements in Part V, check here <input checked="" type="checkbox"/> and enter 1% of Part I, line 27b		170,450	
c		All other domestic foundations enter 2% of line 27b. Exempt foreign organizations enter 4% of Part I, line 12, col. (b)			
2		Tax under section 511 (domestic section 4947(a)(1) trusts and taxable foundations only. Others enter -0-)		20	
3		Add lines 1 and 2.		370,450	
4		Subtitle A (income) tax (domestic section 4947(a)(1) trusts and taxable foundations only. Others enter -0-)		40	
5		Tax based on investment income. Subtract line 4 from line 3. If zero or less, enter -0-		570,450	
6		Credits/Payments			
a		2014 estimated tax payments and 2013 overpayment credited to 2014		6a	115,111
b		Exempt foreign organizations—tax withheld at source		6b	
c		Tax paid with application for extension of time to file (Form 8868)		6c	154,639
d		Backup withholding erroneously withheld		6d	
7		Total credits and payments. Add lines 6a through 6d.		7	269,750
8		Enter any penalty for underpayment of estimated tax. Check here <input checked="" type="checkbox"/> if Form 2220 is attached		8	0
9		Tax due. If the total of lines 5 and 8 is more than line 7, enter amount owed		9	
10		Overpayment. If line 7 is more than the total of lines 5 and 8, enter the amount overpaid.		10	199,300
11		Enter the amount of line 10 to be Credited to 2015 estimated tax 199,300 Refunded		11	0

Part VII-A

Statements Regarding Activities

1a		During the tax year, did the foundation attempt to influence any national, state, or local legislation or did it participate or intervene in any political campaign?		1a		No
b		Did it spend more than \$100 during the year (either directly or indirectly) for political purposes (see Instructions for definition)? <i>If the answer is "Yes" to 1a or 1b, attach a detailed description of the activities and copies of any materials published or distributed by the foundation in connection with the activities.</i>		1b		No
c		Did the foundation file Form 1120-POL for this year?		1c		No
d		Enter the amount (if any) of tax on political expenditures (section 4955) imposed during the year (1) On the foundation \$ (2) On foundation managers \$				
e		Enter the reimbursement (if any) paid by the foundation during the year for political expenditure tax imposed on foundation managers \$				
2		Has the foundation engaged in any activities that have not previously been reported to the IRS? <i>If "Yes," attach a detailed description of the activities.</i>		2		No
3		Has the foundation made any changes, not previously reported to the IRS, in its governing instrument, articles of incorporation, or bylaws, or other similar instruments? <i>If "Yes," attach a conformed copy of the changes</i>		3		No
4a		Did the foundation have unrelated business gross income of \$1,000 or more during the year?		4a	Yes	
b		If "Yes," has it filed a tax return on Form 990-T for this year?		4b	Yes	
5		Was there a liquidation, termination, dissolution, or substantial contraction during the year? <i>If "Yes," attach the statement required by General Instruction T.</i>		5		No
6		Are the requirements of section 508(e) (relating to sections 4941 through 4945) satisfied either • By language in the governing instrument, or • By state legislation that effectively amends the governing instrument so that no mandatory directions that conflict with the state law remain in the governing instrument?		6	Yes	
7		Did the foundation have at least \$5,000 in assets at any time during the year? <i>If "Yes," complete Part II, col. (c), and Part XV.</i>		7	Yes	
8a		Enter the states to which the foundation reports or with which it is registered (see instructions) MD				
b		If the answer is "Yes" to line 7, has the foundation furnished a copy of Form 990-PF to the Attorney General (or designate) of each state as required by General Instruction G? <i>If "No," attach explanation.</i>		8b	Yes	
9		Is the foundation claiming status as a private operating foundation within the meaning of section 4942(j)(3) or 4942(j)(5) for calendar year 2014 or the taxable year beginning in 2014 (see instructions for Part XIV)? <i>If "Yes," complete Part XIV</i>		9		No
10		Did any persons become substantial contributors during the tax year? <i>If "Yes," attach a schedule listing their names and addresses.</i>		10		No

Part VII-A

Statements Regarding Activities *(continued)*

11	At any time during the year, did the foundation, directly or indirectly, own a controlled entity within the meaning of section 512(b)(13)? If "Yes," attach schedule (see instructions).	11	Yes	
12	Did the foundation make a distribution to a donor advised fund over which the foundation or a disqualified person had advisory privileges? If "Yes," attach statement (see instructions)	12		No
13	Did the foundation comply with the public inspection requirements for its annual returns and exemption application?	13	Yes	
Website address				
14	The books are in care of SHALE D STILLER Telephone no (410) 580-4164 Located at 6225 SMITH AVENUE BALTIMORE MD ZIP+4 21209			
15	Section 4947(a)(1) nonexempt charitable trusts filing Form 990-PF in lieu of Form 1041 —Check here and enter the amount of tax-exempt interest received or accrued during the year.	15		
16	At any time during calendar year 2014, did the foundation have an interest in or a signature or other authority over a bank, securities, or other financial account in a foreign country?	16	Yes	No
See instructions for exceptions and filing requirements for FinCEN Form 114, Report of Foreign Bank and Financial Accounts (FBAR) If "Yes", enter the name of the foreign country				

Part VII-B

Statements Regarding Activities for Which Form 4720 May Be Required

File Form 4720 if any item is checked in the "Yes" column, unless an exception applies.			Yes	No
1a	During the year did the foundation (either directly or indirectly)			
	(1) Engage in the sale or exchange, or leasing of property with a disqualified person?		Yes	No
	(2) Borrow money from, lend money to, or otherwise extend credit to (or accept it from) a disqualified person?		Yes	No
	(3) Furnish goods, services, or facilities to (or accept them from) a disqualified person?		Yes	No
	(4) Pay compensation to, or pay or reimburse the expenses of, a disqualified person?		Yes	No
	(5) Transfer any income or assets to a disqualified person (or make any of either available for the benefit or use of a disqualified person)?		Yes	No
	(6) Agree to pay money or property to a government official? (Exception. Check "No" if the foundation agreed to make a grant to or to employ the official for a period after termination of government service, if terminating within 90 days)		Yes	No
b	If any answer is "Yes" to 1a(1)–(6), did any of the acts fail to qualify under the exceptions described in Regulations section 53.4941(d)-3 or in a current notice regarding disaster assistance (see instructions)? Organizations relying on a current notice regarding disaster assistance check here.	1b		
c	Did the foundation engage in a prior year in any of the acts described in 1a, other than excepted acts, that were not corrected before the first day of the tax year beginning in 2014?	1c		No
2	Taxes on failure to distribute income (section 4942) (does not apply for years the foundation was a private operating foundation defined in section 4942(j)(3) or 4942(j)(5))			
a	At the end of tax year 2014, did the foundation have any undistributed income (lines 6d and 6e, Part XIII) for tax year(s) beginning before 2014? If "Yes," list the years 20 , 20 , 20 , 20		Yes	No
b	Are there any years listed in 2a for which the foundation is not applying the provisions of section 4942(a)(2) (relating to incorrect valuation of assets) to the year's undistributed income? (If applying section 4942(a)(2) to all years listed, answer "No" and attach statement—see instructions)	2b		No
c	If the provisions of section 4942(a)(2) are being applied to any of the years listed in 2a, list the years here 20 , 20 , 20 , 20			
3a	Did the foundation hold more than a 2% direct or indirect interest in any business enterprise at any time during the year?		Yes	No
b	If "Yes," did it have excess business holdings in 2014 as a result of (1) any purchase by the foundation or disqualified persons after May 26, 1969, (2) the lapse of the 5-year period (or longer period approved by the Commissioner under section 4943(c)(7)) to dispose of holdings acquired by gift or bequest, or (3) the lapse of the 10-, 15-, or 20-year first phase holding period? (Use Schedule C, Form 4720, to determine if the foundation had excess business holdings in 2014.)	3b		
4a	Did the foundation invest during the year any amount in a manner that would jeopardize its charitable purposes?	4a		No
b	Did the foundation make any investment in a prior year (but after December 31, 1969) that could jeopardize its charitable purpose that had not been removed from jeopardy before the first day of the tax year beginning in 2014?	4b		No

Part VII-B

Statements Regarding Activities for Which Form 4720 May Be Required (continued)

5a	During the year did the foundation pay or incur any amount to			
	(1) Carry on propaganda, or otherwise attempt to influence legislation (section 4945(e))?	<input type="checkbox"/> Yes <input checked="" type="checkbox"/> No		
	(2) Influence the outcome of any specific public election (see section 4955), or to carry on, directly or indirectly, any voter registration drive?	<input type="checkbox"/> Yes <input checked="" type="checkbox"/> No		
	(3) Provide a grant to an individual for travel, study, or other similar purposes?	<input type="checkbox"/> Yes <input checked="" type="checkbox"/> No		
	(4) Provide a grant to an organization other than a charitable, etc , organization described in section 4945(d)(4)(A)? (see instructions).	<input type="checkbox"/> Yes <input checked="" type="checkbox"/> No		
	(5) Provide for any purpose other than religious, charitable, scientific, literary, or educational purposes, or for the prevention of cruelty to children or animals?	<input type="checkbox"/> Yes <input checked="" type="checkbox"/> No		
b	If any answer is "Yes" to 5a(1)–(5), did any of the transactions fail to qualify under the exceptions described in Regulations section 53.4945 or in a current notice regarding disaster assistance (see instructions)?	5b		
	Organizations relying on a current notice regarding disaster assistance check here.	<input type="checkbox"/>		
c	If the answer is "Yes" to question 5a(4), does the foundation claim exemption from the tax because it maintained expenditure responsibility for the grant?	<input type="checkbox"/> Yes <input type="checkbox"/> No		
	If "Yes," attach the statement required by Regulations section 53.4945–5(d).			
6a	Did the foundation, during the year, receive any funds, directly or indirectly, to pay premiums on a personal benefit contract?	<input type="checkbox"/> Yes <input checked="" type="checkbox"/> No		
b	Did the foundation, during the year, pay premiums, directly or indirectly, on a personal benefit contract?	6b		No
	If "Yes" to 6b, file Form 8870.			
7a	At any time during the tax year, was the foundation a party to a prohibited tax shelter transaction?	<input type="checkbox"/> Yes <input checked="" type="checkbox"/> No		
b	If yes, did the foundation receive any proceeds or have any net income attributable to the transaction?	7b		

Part VIII

Information About Officers, Directors, Trustees, Foundation Managers, Highly Paid Employees, and Contractors

1 List all officers, directors, trustees, foundation managers and their compensation (see instructions).				
(a) Name and address	(b) Title, and average hours per week devoted to position	(c) Compensation (If not paid, enter -0-)	(d) Contributions to employee benefit plans and deferred compensation	(e) Expense account, other allowances
SHALE D STILLER	PRESIDENT	0		
6225 SMITH AVENUE	0			
BALTIMORE, MD 21209				
JOHN MACHEN	OFFICER	0		
1007 BOYCE AVENUE	0			
RUXTON, MD 21204				
WALTER D PINKARD JR	TREASURER	0		
100 LIGHT STREET SUITE 1400	0			
BALTIMORE, MD 21202				
2 Compensation of five highest-paid employees (other than those included on line 1—see instructions). If none, enter "NONE."				
(a) Name and address of each employee paid more than \$50,000	(b) Title, and average hours per week devoted to position	(c) Compensation	(d) Contributions to employee benefit plans and deferred compensation	(e) Expense account, other allowances
NONE				
Total number of other employees paid over \$50,000.				0

Part VIII

Information About Officers, Directors, Trustees, Foundation Managers, Highly Paid Employees, and Contractors (continued)

3 Five highest-paid independent contractors for professional services (see instructions). If none, enter "NONE".		
(a) Name and address of each person paid more than \$50,000	(b) Type of service	(c) Compensation
NONE		
Total number of others receiving over \$50,000 for professional services.		0

Part IX-A

Summary of Direct Charitable Activities

List the foundation's four largest direct charitable activities during the tax year. Include relevant statistical information such as the number of organizations and other beneficiaries served, conferences convened, research papers produced, etc	Expenses
1	
2	
3	
4	

Part IX-B

Summary of Program-Related Investments (see instructions)

Describe the two largest program-related investments made by the foundation during the tax year on lines 1 and 2	Amount
1	
2	
All other program-related investments. See instructions.	
3	
Total. Add lines 1 through 3.	

Part X

Minimum Investment Return (All domestic foundations must complete this part. Foreign foundations, see instructions.)

1	Fair market value of assets not used (or held for use) directly in carrying out charitable, etc , purposes		
a	Average monthly fair market value of securities.	1a	74,963,410
b	Average of monthly cash balances.	1b	3,817,618
c	Fair market value of all other assets (see instructions).	1c	0
d	Total (add lines 1a, b, and c).	1d	78,781,028
e	Reduction claimed for blockage or other factors reported on lines 1a and 1c (attach detailed explanation).	1e	0
2	Acquisition indebtedness applicable to line 1 assets.	2	0
3	Subtract line 2 from line 1d.	3	78,781,028
4	Cash deemed held for charitable activities Enter 1 1/2% of line 3 (for greater amount, see instructions).	4	1,181,715
5	Net value of noncharitable-use assets. Subtract line 4 from line 3 Enter here and on Part V, line 4	5	77,599,313
6	Minimum investment return. Enter 5% of line 5.	6	3,879,966

Part XI

Distributable Amount (see instructions) (Section 4942(j)(3) and (j)(5) private operating foundations and certain foreign organizations check here ☐ and do not complete this part.)

1	Minimum investment return from Part X, line 6.	1	3,879,966
2a	Tax on investment income for 2014 from Part VI, line 5.	2a	70,450
b	Income tax for 2014 (This does not include the tax from Part VI).	2b	
c	Add lines 2a and 2b.	2c	70,450
3	Distributable amount before adjustments Subtract line 2c from line 1.	3	3,809,516
4	Recoveries of amounts treated as qualifying distributions.	4	0
5	Add lines 3 and 4.	5	3,809,516
6	Deduction from distributable amount (see instructions).	6	0
7	Distributable amount as adjusted Subtract line 6 from line 5 Enter here and on Part XIII, line 1.	7	3,809,516

Part XII

Qualifying Distributions (see instructions)

1	Amounts paid (including administrative expenses) to accomplish charitable, etc , purposes		
a	Expenses, contributions, gifts, etc —total from Part I, column (d), line 26.	1a	3,319,408
b	Program-related investments—total from Part IX-B.	1b	0
2	Amounts paid to acquire assets used (or held for use) directly in carrying out charitable, etc , purposes.	2	0
3	Amounts set aside for specific charitable projects that satisfy the		
a	Suitability test (prior IRS approval required).	3a	0
b	Cash distribution test (attach the required schedule).	3b	0
4	Qualifying distributions. Add lines 1a through 3b Enter here and on Part V, line 8, and Part XIII, line 4	4	3,319,408
5	Foundations that qualify under section 4940(e) for the reduced rate of tax on net investment income Enter 1% of Part I, line 27b (see instructions).	5	70,450
6	Adjusted qualifying distributions. Subtract line 5 from line 4.	6	3,248,958

Note: The amount on line 6 will be used in Part V, column (b), in subsequent years when calculating whether the foundation qualifies for the section 4940(e) reduction of tax in those years

Part XIII

Undistributed Income (see instructions)

	(a) Corpus	(b) Years prior to 2013	(c) 2013	(d) 2014
1 Distributable amount for 2014 from Part XI, line 7				3,809,516
2 Undistributed income, if any, as of the end of 2014				
a Enter amount for 2013 only.			0	
b Total for prior years 2012 , 20__ , 20__		0		
3 Excess distributions carryover, if any, to 2014				
a From 2009.	2,202,482			
b From 2010.	0			
c From 2011.	0			
d From 2012.	0			
e From 2013.	0			
f Total of lines 3a through e.	2,202,482			
4 Qualifying distributions for 2014 from Part XII, line 4 ▶ \$ 3,319,408				
a Applied to 2013, but not more than line 2a			0	
b Applied to undistributed income of prior years (Election required—see instructions).		0		
c Treated as distributions out of corpus (Election required—see instructions).	0			
d Applied to 2014 distributable amount.				3,319,408
e Remaining amount distributed out of corpus	0			
5 Excess distributions carryover applied to 2014 (If an amount appears in column (d), the same amount must be shown in column (a).)	490,108			490,108
6 Enter the net total of each column as indicated below:				
a Corpus Add lines 3f, 4c, and 4e Subtract line 5	1,712,374			
b Prior years' undistributed income Subtract line 4b from line 2b.		0		
c Enter the amount of prior years' undistributed income for which a notice of deficiency has been issued, or on which the section 4942(a) tax has been previously assessed.		0		
d Subtract line 6c from line 6b Taxable amount—see instructions		0		
e Undistributed income for 2013 Subtract line 4a from line 2a Taxable amount—see instructions			0	
f Undistributed income for 2014 Subtract lines 4d and 5 from line 1 This amount must be distributed in 2015				0
7 Amounts treated as distributions out of corpus to satisfy requirements imposed by section 170(b)(1)(F) or 4942(g)(3) (Election may be required - see instructions).	0			
8 Excess distributions carryover from 2009 not applied on line 5 or line 7 (see instructions). . .	1,712,374			
9 Excess distributions carryover to 2015. Subtract lines 7 and 8 from line 6a	0			
10 Analysis of line 9				
a Excess from 2010. . . .	0			
b Excess from 2011. . . .	0			
c Excess from 2012. . . .	0			
d Excess from 2013. . . .	0			
e Excess from 2014. . . .	0			

Part XIV

1a If the foundation has received a ruling or determination letter that it is a private operating foundation, and the ruling is effective for 2014, enter the date of the ruling. . . .

Check box to indicate whether the organization is a private operating foundation described in section 4942(j)(3) or 4942(j)(5)

	Tax year	Prior 3 years			(e) Total
	(a) 2014	(b) 2013	(c) 2012	(d) 2011	
2a Enter the lesser of the adjusted net income from Part I or the minimum investment return from Part X for each year listed					
b 85% of line 2a					
c Qualifying distributions from Part XII, line 4 for each year listed					
d Amounts included in line 2c not used directly for active conduct of exempt activities					
e Qualifying distributions made directly for active conduct of exempt activities Subtract line 2d from line 2c					
3 Complete 3a, b, or c for the alternative test relied upon					
a "Assets" alternative test—enter					
(1) Value of all assets					
(2) Value of assets qualifying under section 4942(j)(3)(B)(i)					
b "Endowment" alternative test— enter 2/3 of minimum investment return shown in Part X, line 6 for each year listed.					
c "Support" alternative test—enter					
(1) Total support other than gross investment income (interest, dividends, rents, payments on securities loans (section 512(a)(5)), or royalties).					
(2) Support from general public and 5 or more exempt organizations as provided in section 4942(j)(3)(B)(iii).					
(3) Largest amount of support from an exempt organization					
(4) Gross investment income					

Part XV **Supplementary Information (Complete this part only if the organization had \$5,000 or more in assets at any time during the year—see instructions.)**

1 Information Regarding Foundation Managers:

■ List any managers of the foundation who have contributed more than 2% of the total contributions received by the foundation before the close of any tax year (but only if they have contributed more than \$5,000) (See section 507(d)(2))

• List any managers of the foundation who own 10% or more of the stock of a corporation (or an equally large portion of the ownership of a partnership or other entity) of which the foundation has a 10% or greater interest

2 Information Regarding Contribution, Grant, Gift, Loan, Scholarship, etc., Programs:

Check here ☒ if the foundation only makes contributions to preselected charitable organizations and does not accept unsolicited requests for funds. If the foundation makes gifts, grants, etc. (see instructions) to individuals or organizations under other conditions, complete items 2a, b, c, and d.

a The name, address, and telephone number or email address of the person to whom applications should be addressed

b The form in which applications should be submitted and information and materials they should include

c Any submission deadlines

d Any restrictions or limitations on awards, such as by geographical areas, charitable fields, kinds of institutions, or other factors

Part XV

Supplementary Information (continued)

3 Grants and Contributions Paid During the Year or Approved for Future Payment

Recipient	If recipient is an individual, show any relationship to any foundation manager or substantial contributor	Foundation status of recipient	Purpose of grant or contribution	Amount
Name and address (home or business)				
a Paid during the year See Additional Data Table				
Total			3a	3,123,157
b Approved for future payment				
Total			3b	

Enter gross amounts unless otherwise indicated

Part XVI-B Relationship of Activities to the Accomplishment of Exempt Purposes

Form **990-PF** (2014)

1. Did the organization directly or indirectly engage in any of the following with any other organization described in section 501(c) of the Code (other than section 501(c)(3) organizations) or in section 527, relating to political organizations?

(1) Cash.	1a(1)		No
(2) Other assets.	1a(2)		No
b Other transactions			
(1) Sales of assets to a noncharitable exempt organization.	1b(1)		No
(2) Purchases of assets from a noncharitable exempt organization.	1b(2)		No
(3) Rental of facilities, equipment, or other assets.	1b(3)		No
(4) Reimbursement arrangements.	1b(4)		No
(5) Loans or loan guarantees.	1b(5)		No
(6) Performance of services or membership or fundraising solicitations.	1b(6)		No
c Sharing of facilities, equipment, mailing lists, other assets, or paid employees.	1c		No

[illegible]

b If "Yes," complete the following schedule

(a) Name of organization	(b) Type of organization	(c) Description of relationship

***** 2015-11-12 *****

 Signature of officer or trustee Date Title

Paid Preparer Use Only	Print/Type preparer's name DAVID S ROSEN ESQ CPA	Preparer's Signature	Date 2015-11-12	Check if self-employed <input checked="" type="checkbox"/>	PTIN P01071493
	Firm's name <input checked="" type="checkbox"/> ROSEN SAPPERSTEIN & FRIEDLANDER			Firm's EIN <input checked="" type="checkbox"/> 52-1374503	
	Firm's address <input checked="" type="checkbox"/> 300 RED BROOK BOULEVARD SUITE 200 OWINGS MILLS, MD 21117			Phone no (410) 581-0800	

Form 990PF Part IV - Capital Gains and Losses for Tax on Investment Income - Columns a - d

(a) List and describe the kind(s) of property sold (e g , real estate, 2-story brick warehouse, or common stock, 200 shs MLC Co)	(b) How acquired P—Purchase D—Donation	(c) Date acquired (mo , day, yr)	(d) Date sold (mo , day, yr)
1530 CHARLES SCHWAB CORP		2013-02-19	2014-01-08
517 EATON CORP PLC		2012-11-30	2014-01-08
107 ESTEE LAUDER COMPANIES CL A		2013-10-15	2014-01-09
2027 MAC GRAY CORP		2013-09-16	2014-01-09
85000 U S TREASURY NT 0 375% 2/15/16		2013-09-26	2014-01-09
693 EATON CORP PLC		2012-11-30	2014-01-09
1028 ABBVIE INC		2013-10-03	2014-01-10
2343 ABBVIE INC		2010-12-21	2014-01-10
8714 ALTRIA GROUP INC		2012-02-27	2014-01-10
156 ALTRIA GROUP INC		2013-10-03	2014-01-10

Form 990PF Part IV - Capital Gains and Losses for Tax on Investment Income - Columns e - h

(e) Gross sales price	(f) Depreciation allowed (or allowable)	(g) Cost or other basis plus expense of sale	(h) Gain or (loss) (e) plus (f) minus (g)
39,344		25,614	13,730
38,946		26,532	12,414
7,849		7,605	244
43,074		29,023	14,051
84,824		84,831	-7
52,469		35,564	16,905
52,346		38,098	14,248
119,305		60,703	58,602
323,664		226,396	97,268
5,794		5,438	356

Form 990PF Part IV - Capital Gains and Losses for Tax on Investment Income - Columns i - l

Complete only for assets showing gain in column (h) and owned by the foundation on 12/31/69			(l) Gains (Col (h) gain minus col (k), but not less than -0-) or Losses (from col (h))
(i) F M V as of 12/31/69	(j) Adjusted basis as of 12/31/69	(k) Excess of col (i) over col (j), if any	
			13,730
			12,414
			244
			14,051
			-7
			16,905
			14,248
			58,602
			97,268
			356

Form 990PF Part IV - Capital Gains and Losses for Tax on Investment Income - Columns a - d

(a) List and describe the kind(s) of property sold (e g , real estate, 2-story brick warehouse, or common stock, 200 shs MLC Co)	(b) How acquired P—Purchase D—Donation	(c) Date acquired (mo , day, yr)	(d) Date sold (mo , day, yr)
167 APPLE COMPUTER INC		2013-10-03	2014-01-10
62 AUTOMATIC DATA PROCESSING INC		2013-10-03	2014-01-10
3438 AUTOMATIC DATA PROCESSING INC		2012-02-27	2014-01-10
5137 BEST BUY COMPANY INC		2013-03-01	2014-01-10
3068 CINCINNATI FINANCIAL CORP		2011-07-08	2014-01-10
3326 COCA COLA CO		2010-12-21	2014-01-10
36 COCA COLA CO		2013-10-03	2014-01-10
32 DOMINION RES INC VA NEW		2013-10-03	2014-01-10
1768 DOMINION RES INC VA NEW		2012-02-27	2014-01-10
38 ERIE INDEMNITY CO		2013-10-03	2014-01-10

Form 990PF Part IV - Capital Gains and Losses for Tax on Investment Income - Columns e - h

(e) Gross sales price	(f) Depreciation allowed (or allowable)	(g) Cost or other basis plus expense of sale	(h) Gain or (loss) (e) plus (f) minus (g)
88,924		75,321	13,603
4,973		4,422	551
275,781		162,124	113,657
192,385		85,450	106,935
156,683		91,745	64,938
133,353		103,852	29,501
1,443		1,342	101
2,160		1,992	168
119,357		77,118	42,239
2,715		2,718	-3

Form 990PF Part IV - Capital Gains and Losses for Tax on Investment Income - Columns i - l

Complete only for assets showing gain in column (h) and owned by the foundation on 12/31/69			(l) Gains (Col (h) gain minus col (k), but not less than -0-) or Losses (from col (h))
(i) F M V as of 12/31/69	(j) Adjusted basis as of 12/31/69	(k) Excess of col (i) over col (j), if any	
			13,603
			551
			113,657
			106,935
			64,938
			29,501
			101
			168
			42,239
			-3

Form 990PF Part IV - Capital Gains and Losses for Tax on Investment Income - Columns a - d

(a) List and describe the kind(s) of property sold (e g , real estate, 2-story brick warehouse, or common stock, 200 shs MLC Co)	(b) How acquired P—Purchase D—Donation	(c) Date acquired (mo , day, yr)	(d) Date sold (mo , day, yr)
2101 ERIE INDEMNITY CO		2012-08-31	2014-01-10
5590 FIRSTMERIT CORP		2013-11-25	2014-01-10
260 FLUOR CORP NEW COM		2011-08-05	2014-01-10
256 GAMESTOP CORP CL A		2013-01-15	2014-01-10
1530 GAMESTOP CORP CL A		2012-08-16	2014-01-10
106 HEALTHCARE SVCS GROUP INC		2013-10-03	2014-01-10
5790 HEALTHCARE SVCS GROUP INC		2011-08-09	2014-01-10
2634 J P MORGAN CHASE & CO		2013-10-03	2014-01-10
2182 JOHNSON & JOHNSON		2012-02-27	2014-01-10
40 JOHNSON & JOHNSON		2013-10-03	2014-01-10

Form 990PF Part IV - Capital Gains and Losses for Tax on Investment Income - Columns e - h

(e) Gross sales price	(f) Depreciation allowed (or allowable)	(g) Cost or other basis plus expense of sale	(h) Gain or (loss) (e) plus (f) minus (g)
150,105		128,204	21,901
125,908		111,447	14,461
20,516		15,000	5,516
11,579		5,831	5,748
69,204		32,938	36,266
2,858		2,706	152
156,120		91,617	64,503
153,695		128,719	24,976
206,382		138,292	68,090
3,783		3,490	293

Form 990PF Part IV - Capital Gains and Losses for Tax on Investment Income - Columns i - l

Complete only for assets showing gain in column (h) and owned by the foundation on 12/31/69			(l) Gains (Col (h) gain minus col (k), but not less than -0-) or Losses (from col (h))
(i) F M V as of 12/31/69	(j) Adjusted basis as of 12/31/69	(k) Excess of col (i) over col (j), if any	
			21,901
			14,461
			5,516
			5,748
			36,266
			152
			64,503
			24,976
			68,090
			293

Form 990PF Part IV - Capital Gains and Losses for Tax on Investment Income - Columns a - d

(a) List and describe the kind(s) of property sold (e g , real estate, 2-story brick warehouse, or common stock, 200 shs MLC Co)	(b) How acquired P—Purchase D—Donation	(c) Date acquired (mo , day, yr)	(d) Date sold (mo , day, yr)
979 KINDER MORGAN INC		2013-10-03	2014-01-10
4637 KINDER MORGAN INC		2012-05-18	2014-01-10
26 KRAFT FOODS GROUP INC		2013-10-03	2014-01-10
2178 KRAFT FOODS GROUP INC		2012-09-12	2014-01-10
134 ESTEE LAUDER COMPANIES CL A		2013-10-15	2014-01-10
1475 M & T BK CORP COM		2012-02-27	2014-01-10
254 M & T BK CORP COM		2013-10-03	2014-01-10
1710 MCDONALDS CORP		2012-11-08	2014-01-10
16 MCDONALDS CORP		2013-10-03	2014-01-10
2887 MERCK AND CO INC		2011-01-13	2014-01-10

Form 990PF Part IV - Capital Gains and Losses for Tax on Investment Income - Columns e - h

(e) Gross sales price	(f) Depreciation allowed (or allowable)	(g) Cost or other basis plus expense of sale	(h) Gain or (loss) (e) plus (f) minus (g)
35,121		35,328	-207
166,349		147,378	18,971
1,392		1,363	29
116,604		79,483	37,121
9,911		9,474	437
170,925		116,248	54,677
29,434		25,629	3,805
163,760		134,230	29,530
1,532		1,518	14
143,597		104,742	38,855

Form 990PF Part IV - Capital Gains and Losses for Tax on Investment Income - Columns i - l

Complete only for assets showing gain in column (h) and owned by the foundation on 12/31/69			(l) Gains (Col (h) gain minus col (k), but not less than -0-) or Losses (from col (h))
(i) F M V as of 12/31/69	(j) Adjusted basis as of 12/31/69	(k) Excess of col (i) over col (j), if any	
			-207
			18,971
			29
			37,121
			437
			54,677
			3,805
			29,530
			14
			38,855

Form 990PF Part IV - Capital Gains and Losses for Tax on Investment Income - Columns a - d

(a) List and describe the kind(s) of property sold (e g , real estate, 2-story brick warehouse, or common stock, 200 shs MLC Co)	(b) How acquired P—Purchase D—Donation	(c) Date acquired (mo , day, yr)	(d) Date sold (mo , day, yr)
2432 METLIFE INC COM		2012-06-15	2014-01-10
725 MICROSOFT CORP		2013-10-03	2014-01-10
4156 MICROSOFT CORP		2012-10-19	2014-01-10
1394 MONDELEZ INTERNATIONAL WI		2010-11-03	2014-01-10
3609 NOVARTIS AG ADR		2012-05-23	2014-01-10
66 NOVARTIS AG ADR		2013-10-03	2014-01-10
282 OCCIDENTAL PETROLEUM CORP		2012-12-03	2014-01-10
700 OCCIDENTAL PETROLEUM CORP		2013-10-03	2014-01-10
710 ORACLE SYSTEMS		2013-07-24	2014-01-10
3027 PACCAR INC		2012-07-10	2014-01-10

Form 990PF Part IV - Capital Gains and Losses for Tax on Investment Income - Columns e - h

(e) Gross sales price	(f) Depreciation allowed (or allowable)	(g) Cost or other basis plus expense of sale	(h) Gain or (loss) (e) plus (f) minus (g)
131,405		81,825	49,580
25,992		20,729	5,263
148,996		119,397	29,599
49,586		28,756	20,830
292,748		195,832	96,916
5,354		5,011	343
26,438		21,449	4,989
65,626		55,607	10,019
26,906		23,019	3,887
178,582		117,042	61,540

Form 990PF Part IV - Capital Gains and Losses for Tax on Investment Income - Columns i - l

Complete only for assets showing gain in column (h) and owned by the foundation on 12/31/69			(l) Gains (Col (h) gain minus col (k), but not less than -0-) or Losses (from col (h))
(i) F M V as of 12/31/69	(j) Adjusted basis as of 12/31/69	(k) Excess of col (i) over col (j), if any	
			49,580
			5,263
			29,599
			20,830
			96,916
			343
			4,989
			10,019
			3,887
			61,540

Form 990PF Part IV - Capital Gains and Losses for Tax on Investment Income - Columns a - d

(a) List and describe the kind(s) of property sold (e g , real estate, 2-story brick warehouse, or common stock, 200 shs MLC Co)	(b) How acquired P—Purchase D—Donation	(c) Date acquired (mo , day, yr)	(d) Date sold (mo , day, yr)
34 PACCAR INC		2013-10-03	2014-01-10
5700 PFIZER INC		2010-12-21	2014-01-10
104 PFIZER INC		2013-10-03	2014-01-10
1574 PHILIP MORRIS INTL		2010-12-21	2014-01-10
818 PHILIP MORRIS INTL		2013-10-30	2014-01-10
4881 PLAINS GP HOLDINGS LP CL A		2013-10-16	2014-01-10
1716 PLUM CREEK TIMBER CO , INC		2013-11-25	2014-01-10
3517 PLUM CREEK TIMBER CO , INC		2012-02-27	2014-01-10
16 PRAXAIR INC		2013-10-03	2014-01-10
814 PRAXAIR INC		2012-02-27	2014-01-10

Form 990PF Part IV - Capital Gains and Losses for Tax on Investment Income - Columns e - h

(e) Gross sales price	(f) Depreciation allowed (or allowable)	(g) Cost or other basis plus expense of sale	(h) Gain or (loss) (e) plus (f) minus (g)
2,006		1,890	116
174,246		99,585	74,661
3,179		3,009	170
129,966		92,296	37,670
67,543		71,694	-4,151
129,475		107,382	22,093
75,598		75,505	93
154,940		129,913	25,027
2,118		1,927	191
107,764		83,999	23,765

Form 990PF Part IV - Capital Gains and Losses for Tax on Investment Income - Columns i - l

Complete only for assets showing gain in column (h) and owned by the foundation on 12/31/69			(l) Gains (Col (h) gain minus col (k), but not less than -0-) or Losses (from col (h))
(i) F M V as of 12/31/69	(j) Adjusted basis as of 12/31/69	(k) Excess of col (i) over col (j), if any	
			116
			74,661
			170
			37,670
			-4,151
			22,093
			93
			25,027
			191
			23,765

Form 990PF Part IV - Capital Gains and Losses for Tax on Investment Income - Columns a - d

(a) List and describe the kind(s) of property sold (e g , real estate, 2-story brick warehouse, or common stock, 200 shs MLC Co)	(b) How acquired P—Purchase D—Donation	(c) Date acquired (mo , day, yr)	(d) Date sold (mo , day, yr)
2117 T ROWE PRICE GROUP INC		2012-06-04	2014-01-10
36 T ROWE PRICE GROUP INC		2013-10-03	2014-01-10
4014 PUBLIC STORAGE 6 875% PFD		2011-04-29	2014-01-10
44 PUBLIC STORAGE 6 875% PFD		2013-10-03	2014-01-10
3398 PUBLIC STORAGE 5 9% PFD		2013-10-15	2014-01-10
4979 PUBLIC STORAGE 5 9% PFD		2012-02-27	2014-01-10
1334 QUALCOMM CORP		2013-10-03	2014-01-10
6822 REDWOOD TRUST INC		2013-10-03	2014-01-10
1826 ROGERS COMMUNICATIONS INC CL B		2013-11-25	2014-01-10
4135 TOTAL FINA ELF S A ADS REPSTG 1/2 OF A 'B' SH		2012-03-27	2014-01-10

Form 990PF Part IV - Capital Gains and Losses for Tax on Investment Income - Columns e - h

(e) Gross sales price	(f) Depreciation allowed (or allowable)	(g) Cost or other basis plus expense of sale	(h) Gain or (loss) (e) plus (f) minus (g)
176,118		107,802	68,316
2,995		2,594	401
103,356		104,620	-1,264
1,133		1,127	6
75,951		80,997	-5,046
111,290		125,000	-13,710
98,002		81,827	16,175
128,959		122,380	6,579
79,047		75,601	3,446
246,520		215,433	31,087

Form 990PF Part IV - Capital Gains and Losses for Tax on Investment Income - Columns i - l

Complete only for assets showing gain in column (h) and owned by the foundation on 12/31/69			(l) Gains (Col (h) gain minus col (k), but not less than -0-) or Losses (from col (h))
(i) F M V as of 12/31/69	(j) Adjusted basis as of 12/31/69	(k) Excess of col (i) over col (j), if any	
			68,316
			401
			-1,264
			6
			-5,046
			-13,710
			16,175
			6,579
			3,446
			31,087

Form 990PF Part IV - Capital Gains and Losses for Tax on Investment Income - Columns a - d

(a) List and describe the kind(s) of property sold (e g , real estate, 2-story brick warehouse, or common stock, 200 shs MLC Co)	(b) How acquired P—Purchase D—Donation	(c) Date acquired (mo , day, yr)	(d) Date sold (mo , day, yr)
1548 UNILEVER N V - NY SHARES		2013-10-30	2014-01-10
3952 UNILEVER N V - NY SHARES		2012-06-04	2014-01-10
942 UNITED TECHNOLOGIES CORP		2012-02-27	2014-01-10
32 UNITED TECHNOLOGIES CORP		2013-10-03	2014-01-10
88 V F CORP		2013-10-03	2014-01-10
4152 V F CORP		2012-07-03	2014-01-10
300 WP CAREY INC		2013-11-25	2014-01-10
2145 WP CAREY INC		2014-01-09	2014-01-10
1847 WAL MART STORES INC		2010-12-21	2014-01-10
384 WAL MART STORES INC		2013-10-30	2014-01-10

Form 990PF Part IV - Capital Gains and Losses for Tax on Investment Income - Columns e - h

(e) Gross sales price	(f) Depreciation allowed (or allowable)	(g) Cost or other basis plus expense of sale	(h) Gain or (loss) (e) plus (f) minus (g)
60,302		60,754	-452
153,949		126,038	27,911
106,818		74,043	32,775
3,629		3,318	311
5,466		4,282	1,184
257,902		121,039	136,863
18,449		19,367	-918
131,954		135,856	-3,902
143,753		100,360	43,393
29,887		28,159	1,728

Form 990PF Part IV - Capital Gains and Losses for Tax on Investment Income - Columns i - l

Complete only for assets showing gain in column (h) and owned by the foundation on 12/31/69			(l) Gains (Col (h) gain minus col (k), but not less than -0-) or Losses (from col (h))
(i) F M V as of 12/31/69	(j) Adjusted basis as of 12/31/69	(k) Excess of col (i) over col (j), if any	
			-452
			27,911
			32,775
			311
			1,184
			136,863
			-918
			-3,902
			43,393
			1,728

Form 990PF Part IV - Capital Gains and Losses for Tax on Investment Income - Columns a - d

(a) List and describe the kind(s) of property sold (e g , real estate, 2-story brick warehouse, or common stock, 200 shs MLC Co)	(b) How acquired P—Purchase D—Donation	(c) Date acquired (mo , day, yr)	(d) Date sold (mo , day, yr)
9640 WINDSTREAM HOLDINGS INC		2012-05-17	2014-01-10
108 WINDSTREAM HOLDINGS INC		2013-10-03	2014-01-10
1215 ACCENTURE PLC CL A		2012-06-04	2014-01-10
48 ACCENTURE PLC CL A		2013-10-03	2014-01-10
7661 ONEBEACON INSURANCE GROUP LT CL A		2012-04-10	2014-01-10
3755 GARMIN LTD		2014-01-06	2014-01-10
50000 GENERAL ELEC MTN 1 000% 9/23/15		2013-05-31	2014-01-13
24 ESTEE LAUDER COMPANIES CL A		2013-10-11	2014-01-13
300 MEASUREMENT SPECIALTIES INC		2011-02-23	2014-01-13
4 COSTAR GROUP		2011-08-05	2014-01-14

Form 990PF Part IV - Capital Gains and Losses for Tax on Investment Income - Columns e - h

(e) Gross sales price	(f) Depreciation allowed (or allowable)	(g) Cost or other basis plus expense of sale	(h) Gain or (loss) (e) plus (f) minus (g)
76,926		104,823	-27,897
862		872	-10
100,672		68,733	31,939
3,977		3,523	454
117,109		105,894	11,215
168,796		150,591	18,205
50,372		50,316	56
1,792		1,695	97
17,600		8,997	8,603
715		222	493

Form 990PF Part IV - Capital Gains and Losses for Tax on Investment Income - Columns i - l

Complete only for assets showing gain in column (h) and owned by the foundation on 12/31/69			(l) Gains (Col (h) gain minus col (k), but not less than -0-) or Losses (from col (h))
(i) F M V as of 12/31/69	(j) Adjusted basis as of 12/31/69	(k) Excess of col (i) over col (j), if any	
			-27,897
			-10
			31,939
			454
			11,215
			18,205
			56
			97
			8,603
			493

Form 990PF Part IV - Capital Gains and Losses for Tax on Investment Income - Columns a - d

(a) List and describe the kind(s) of property sold (e g , real estate, 2-story brick warehouse, or common stock, 200 shs MLC Co)	(b) How acquired P—Purchase D—Donation	(c) Date acquired (mo , day, yr)	(d) Date sold (mo , day, yr)
2 COSTAR GROUP		2013-12-10	2014-01-14
72 ESTEE LAUDER COMPANIES CL A		2013-10-11	2014-01-14
11 MEASUREMENT SPECIALTIES INC		2011-02-23	2014-01-14
7 PEGASYSTEMS INC		2013-12-10	2014-01-14
58 8 F H L M C #1J0203 2 456% 4/01/35		2005-05-12	2014-01-15
21 FLY LEASING LTD A D R		2011-11-23	2014-01-15
5 MEASUREMENT SPECIALTIES INC		2011-02-23	2014-01-15
95 ORBCOMM INC		2012-05-22	2014-01-15
3 PEGASYSTEMS INC		2013-12-10	2014-01-15
19 PEGASYSTEMS INC		2010-08-23	2014-01-15

Form 990PF Part IV - Capital Gains and Losses for Tax on Investment Income - Columns e - h

(e) Gross sales price	(f) Depreciation allowed (or allowable)	(g) Cost or other basis plus expense of sale	(h) Gain or (loss) (e) plus (f) minus (g)
358		370	-12
5,307		5,060	247
645		330	315
336		341	-5
59		59	
346		249	97
293		150	143
648		317	331
145		146	-1
915		409	506

Form 990PF Part IV - Capital Gains and Losses for Tax on Investment Income - Columns i - l

Complete only for assets showing gain in column (h) and owned by the foundation on 12/31/69			(l) Gains (Col (h) gain minus col (k), but not less than -0-) or Losses (from col (h))
(i) F M V as of 12/31/69	(j) Adjusted basis as of 12/31/69	(k) Excess of col (i) over col (j), if any	
			-12
			247
			315
			-5
			97
			143
			331
			-1
			506

Form 990PF Part IV - Capital Gains and Losses for Tax on Investment Income - Columns a - d

(a) List and describe the kind(s) of property sold (e g , real estate, 2-story brick warehouse, or common stock, 200 shs MLC Co)	(b) How acquired P—Purchase D—Donation	(c) Date acquired (mo , day, yr)	(d) Date sold (mo , day, yr)
136 BJS RESTAURANTS INC		2013-05-28	2014-01-16
216 CORELOGIC INC		2013-02-05	2014-01-16
17 COSTAR GROUP		2011-08-05	2014-01-16
13 GOOGLE INC CL A		2014-01-14	2014-01-16
10 INTERACTIVE INTELLIGENCE GRO		2013-12-10	2014-01-16
23 INTERACTIVE INTELLIGENCE GRO		2012-05-25	2014-01-16
620 SOUTHWESTERN ENERGY CO		2014-01-14	2014-01-16
105 UNITED RENTALS INC		2014-01-14	2014-01-16
240 VISHAY PRECISION GROUP		2011-04-28	2014-01-16
60000 CHICAGO IL O HARE 5 000% 1/01/18		2012-08-09	2014-01-17

Form 990PF Part IV - Capital Gains and Losses for Tax on Investment Income - Columns e - h

(e) Gross sales price	(f) Depreciation allowed (or allowable)	(g) Cost or other basis plus expense of sale	(h) Gain or (loss) (e) plus (f) minus (g)
4,134		5,052	-918
7,640		5,975	1,665
3,043		945	2,098
14,992		14,867	125
699		631	68
1,598		581	1,017
24,536		24,121	415
8,590		8,235	355
3,671		3,963	-292
66,720		66,739	-19

Form 990PF Part IV - Capital Gains and Losses for Tax on Investment Income - Columns i - l

Complete only for assets showing gain in column (h) and owned by the foundation on 12/31/69			(l) Gains (Col (h) gain minus col (k), but not less than -0-) or Losses (from col (h))
(i) F M V as of 12/31/69	(j) Adjusted basis as of 12/31/69	(k) Excess of col (i) over col (j), if any	
			-918
			1,665
			2,098
			125
			68
			1,017
			415
			355
			-292
			-19

Form 990PF Part IV - Capital Gains and Losses for Tax on Investment Income - Columns a - d

(a) List and describe the kind(s) of property sold (e g , real estate, 2-story brick warehouse, or common stock, 200 shs MLC Co)	(b) How acquired P—Purchase D—Donation	(c) Date acquired (mo , day, yr)	(d) Date sold (mo , day, yr)
11 INTERACTIVE INTELLIGENCE GRO		2012-05-25	2014-01-17
19 INTERACTIVE INTELLIGENCE GRO		2012-05-23	2014-01-17
166 OCEANFIRST FINL CORP		2011-07-22	2014-01-17
129 RIGNET INC		2013-02-13	2014-01-17
317 RIGNET INC		2011-02-18	2014-01-17
1020 TEREX CORP NEW COM		2013-05-09	2014-01-17
179 FLY LEASING LTD A D R		2011-11-21	2014-01-21
45 INTERACTIVE INTELLIGENCE GRO		2012-05-23	2014-01-21
115000 JPMORGAN CHASE CO 0 0273% 1/25/18		2013-05-15	2014-01-21
141 MEASUREMENT SPECIALTIES INC		2011-02-23	2014-01-21

Form 990PF Part IV - Capital Gains and Losses for Tax on Investment Income - Columns e - h

(e) Gross sales price	(f) Depreciation allowed (or allowable)	(g) Cost or other basis plus expense of sale	(h) Gain or (loss) (e) plus (f) minus (g)
766		278	488
1,342		480	862
2,857		2,278	579
5,999		2,831	3,168
14,742		4,746	9,996
42,973		30,752	12,221
2,863		2,107	756
3,165		1,129	2,036
116,518		116,052	466
8,253		4,229	4,024

Form 990PF Part IV - Capital Gains and Losses for Tax on Investment Income - Columns i - l

Complete only for assets showing gain in column (h) and owned by the foundation on 12/31/69			(l) Gains (Col (h) gain minus col (k), but not less than -0-) or Losses (from col (h))
(i) F M V as of 12/31/69	(j) Adjusted basis as of 12/31/69	(k) Excess of col (i) over col (j), if any	
			488
			862
			579
			3,168
			9,996
			12,221
			756
			2,036
			466
			4,024

Form 990PF Part IV - Capital Gains and Losses for Tax on Investment Income - Columns a - d

(a) List and describe the kind(s) of property sold (e g , real estate, 2-story brick warehouse, or common stock, 200 shs MLC Co)	(b) How acquired P—Purchase D—Donation	(c) Date acquired (mo , day, yr)	(d) Date sold (mo , day, yr)
79 OCEANFIRST FINL CORP		2011-07-22	2014-01-21
295 ORBCOMM INC		2012-05-22	2014-01-21
23 PEGASYSTEMS INC		2010-08-23	2014-01-21
93 RIGNET INC		2011-02-18	2014-01-21
207 CORELOGIC INC		2013-02-05	2014-01-22
610 FLUOR CORP NEW COM		2011-11-09	2014-01-22
119 MEASUREMENT SPECIALTIES INC		2011-08-09	2014-01-22
29 PEGASYSTEMS INC		2010-08-23	2014-01-22
226 RIGNET INC		2011-02-18	2014-01-22
1270 SOUTHWESTERN ENERGY CO		2014-01-14	2014-01-22

Form 990PF Part IV - Capital Gains and Losses for Tax on Investment Income - Columns e - h

(e) Gross sales price	(f) Depreciation allowed (or allowable)	(g) Cost or other basis plus expense of sale	(h) Gain or (loss) (e) plus (f) minus (g)
1,360		1,084	276
1,997		980	1,017
1,107		495	612
4,325		1,392	2,933
7,082		5,726	1,356
50,959		33,970	16,989
7,003		3,556	3,447
1,396		625	771
10,505		3,383	7,122
52,986		49,410	3,576

Form 990PF Part IV - Capital Gains and Losses for Tax on Investment Income - Columns i - l

Complete only for assets showing gain in column (h) and owned by the foundation on 12/31/69			(l) Gains (Col (h) gain minus col (k), but not less than -0-) or Losses (from col (h))
(i) F M V as of 12/31/69	(j) Adjusted basis as of 12/31/69	(k) Excess of col (i) over col (j), if any	
			276
			1,017
			612
			2,933
			1,356
			16,989
			3,447
			771
			7,122
			3,576

Form 990PF Part IV - Capital Gains and Losses for Tax on Investment Income - Columns a - d

(a) List and describe the kind(s) of property sold (e g , real estate, 2-story brick warehouse, or common stock, 200 shs MLC Co)	(b) How acquired P—Purchase D—Donation	(c) Date acquired (mo , day, yr)	(d) Date sold (mo , day, yr)
15 UNITED RENTALS INC		2013-12-10	2014-01-22
189 UNITED RENTALS INC		2012-01-17	2014-01-22
93 CORELOGIC INC		2013-02-05	2014-01-23
98 FLUOR CORP NEW COM		2013-03-06	2014-01-23
475 MICROCHIP TECHNOLOGY INC		2012-10-23	2014-01-23
625 STARWOOD PROPERTY TRUST INC		2011-02-18	2014-01-23
1735 STARWOOD PROPERTY TRUST INC		2013-02-12	2014-01-23
810 US BANCORP DEL COM NEW		2010-10-25	2014-01-23
475 US BANCORP DEL COM NEW		2013-02-06	2014-01-23
60000 CELGENE CORP 2 450% 10/15/15		2013-02-28	2014-01-24

Form 990PF Part IV - Capital Gains and Losses for Tax on Investment Income - Columns e - h

(e) Gross sales price	(f) Depreciation allowed (or allowable)	(g) Cost or other basis plus expense of sale	(h) Gain or (loss) (e) plus (f) minus (g)
1,215		1,076	139
15,309		6,022	9,287
3,136		2,572	564
7,955		6,131	1,824
21,376		14,015	7,361
18,963		14,445	4,518
52,642		44,610	8,032
32,961		19,147	13,814
19,329		15,870	3,459
61,658		61,511	147

Form 990PF Part IV - Capital Gains and Losses for Tax on Investment Income - Columns i - l

Complete only for assets showing gain in column (h) and owned by the foundation on 12/31/69			(l) Gains (Col (h) gain minus col (k), but not less than -0-) or Losses (from col (h))
(i) F M V as of 12/31/69	(j) Adjusted basis as of 12/31/69	(k) Excess of col (i) over col (j), if any	
			139
			9,287
			564
			1,824
			7,361
			4,518
			8,032
			13,814
			3,459
			147

Form 990PF Part IV - Capital Gains and Losses for Tax on Investment Income - Columns a - d

(a) List and describe the kind(s) of property sold (e g , real estate, 2-story brick warehouse, or common stock, 200 shs MLC Co)	(b) How acquired P—Purchase D—Donation	(c) Date acquired (mo , day, yr)	(d) Date sold (mo , day, yr)
305 CORELOGIC INC		2012-10-24	2014-01-24
144 CORELOGIC INC		2013-02-25	2014-01-24
4 FLUOR CORP NEW COM		2013-03-05	2014-01-24
96 FLUOR CORP NEW COM		2013-03-05	2014-01-27
80 INTERACTIVE INTELLIGENCE GRO		2012-05-16	2014-01-27
6 INTERACTIVE INTELLIGENCE GRO		2012-05-16	2014-01-27
245 AIR METHODS CORP		2013-05-11	2014-01-28
78 FLUOR CORP NEW COM		2013-03-05	2014-01-28
37 INTERACTIVE INTELLIGENCE GRO		2012-05-16	2014-01-28
295 MAXIMUS INC		2011-02-25	2014-01-28

Form 990PF Part IV - Capital Gains and Losses for Tax on Investment Income - Columns e - h

(e) Gross sales price	(f) Depreciation allowed (or allowable)	(g) Cost or other basis plus expense of sale	(h) Gain or (loss) (e) plus (f) minus (g)
10,008		8,098	1,910
4,725		3,964	761
317		246	71
7,379		5,900	1,479
5,614		2,001	3,613
424		150	274
12,597		10,332	2,265
6,032		4,719	1,313
2,604		924	1,680
12,348		5,434	6,914

Form 990PF Part IV - Capital Gains and Losses for Tax on Investment Income - Columns i - l

Complete only for assets showing gain in column (h) and owned by the foundation on 12/31/69			(l) Gains (Col (h) gain minus col (k), but not less than -0-) or Losses (from col (h))
(i) F M V as of 12/31/69	(j) Adjusted basis as of 12/31/69	(k) Excess of col (i) over col (j), if any	
			1,910
			761
			71
			1,479
			3,613
			274
			2,265
			1,313
			1,680
			6,914

Form 990PF Part IV - Capital Gains and Losses for Tax on Investment Income - Columns a - d

(a) List and describe the kind(s) of property sold (e g , real estate, 2-story brick warehouse, or common stock, 200 shs MLC Co)	(b) How acquired P—Purchase D—Donation	(c) Date acquired (mo , day, yr)	(d) Date sold (mo , day, yr)
775 PHH CORP		2012-03-14	2014-01-28
1140 STARWOOD PROPERTY TRUST INC		2011-02-23	2014-01-28
35 CONCUR TECHNOLOGIES INC		2011-08-18	2014-01-29
4 CONCUR TECHNOLOGIES INC		2013-12-10	2014-01-29
46 FLUOR CORP NEW COM		2013-03-04	2014-01-29
1215 STARWOOD PROPERTY TRUST INC		2011-10-07	2014-01-29
135000 F N M A M T N 2 000% 7/30/18		2013-10-29	2014-01-30
33 FLUOR CORP NEW COM		2013-03-04	2014-01-30
50 FLUOR CORP NEW COM		2010-11-23	2014-01-30
79 INTERACTIVE INTELLIGENCE GRO		2012-08-01	2014-01-30

Form 990PF Part IV - Capital Gains and Losses for Tax on Investment Income - Columns e - h

(e) Gross sales price	(f) Depreciation allowed (or allowable)	(g) Cost or other basis plus expense of sale	(h) Gain or (loss) (e) plus (f) minus (g)
18,654		11,521	7,133
34,267		26,076	8,191
3,850		1,250	2,600
440		377	63
3,544		2,739	805
36,699		24,441	12,258
135,000		135,000	
2,518		1,965	553
3,815		2,871	944
6,208		1,919	4,289

Form 990PF Part IV - Capital Gains and Losses for Tax on Investment Income - Columns i - l

Complete only for assets showing gain in column (h) and owned by the foundation on 12/31/69			(l) Gains (Col (h) gain minus col (k), but not less than -0-) or Losses (from col (h))
(i) F M V as of 12/31/69	(j) Adjusted basis as of 12/31/69	(k) Excess of col (i) over col (j), if any	
			7,133
			8,191
			2,600
			63
			805
			12,258
			553
			944
			4,289

Form 990PF Part IV - Capital Gains and Losses for Tax on Investment Income - Columns a - d

(a) List and describe the kind(s) of property sold (e g , real estate, 2-story brick warehouse, or common stock, 200 shs MLC Co)	(b) How acquired P—Purchase D—Donation	(c) Date acquired (mo , day, yr)	(d) Date sold (mo , day, yr)
480 E I DU PONT DE NEMOURS & CO		2008-10-28	2014-01-31
15 INTERACTIVE INTELLIGENCE GRO		2011-12-09	2014-01-31
805 TEREX CORP NEW COM		2013-06-20	2014-01-31
65000 INDIANA BD BK REV 2 438% 2/01/14		2012-03-27	2014-02-01
92 ROPER INDUSTRIES INC NEW		2013-02-06	2014-02-03
43 APPLE COMPUTER INC		2013-01-23	2014-02-04
21 APPLE COMPUTER INC		2013-02-06	2014-02-04
420 FLUOR CORP NEW COM		2011-11-09	2014-02-04
34 GOOGLE INC CL A		2008-12-03	2014-02-04
145 ROPER INDUSTRIES INC NEW		2009-04-20	2014-02-04

Form 990PF Part IV - Capital Gains and Losses for Tax on Investment Income - Columns e - h

(e) Gross sales price	(f) Depreciation allowed (or allowable)	(g) Cost or other basis plus expense of sale	(h) Gain or (loss) (e) plus (f) minus (g)
29,369		13,270	16,099
1,158		362	796
32,811		22,606	10,205
65,000		65,000	
12,203		10,898	1,305
21,828		21,647	181
10,660		9,751	909
31,322		22,841	8,481
38,927		9,423	29,504
19,137		5,993	13,144

Form 990PF Part IV - Capital Gains and Losses for Tax on Investment Income - Columns i - l

Complete only for assets showing gain in column (h) and owned by the foundation on 12/31/69			(l) Gains (Col (h) gain minus col (k), but not less than -0-) or Losses (from col (h))
(i) F M V as of 12/31/69	(j) Adjusted basis as of 12/31/69	(k) Excess of col (i) over col (j), if any	
			16,099
			796
			10,205
			1,305
			181
			909
			8,481
			29,504
			13,144

Form 990PF Part IV - Capital Gains and Losses for Tax on Investment Income - Columns a - d

(a) List and describe the kind(s) of property sold (e g , real estate, 2-story brick warehouse, or common stock, 200 shs MLC Co)	(b) How acquired P—Purchase D—Donation	(c) Date acquired (mo , day, yr)	(d) Date sold (mo , day, yr)
48 ROPER INDUSTRIES INC NEW		2013-02-06	2014-02-04
150 E I DU PONT DE NEMOURS & CO		2008-12-12	2014-02-05
598 MICROSOFT CORP		2010-11-03	2014-02-05
475 MICROCHIP TECHNOLOGY INC		2012-05-14	2014-02-05
260 T ROWE PRICE GROUP INC		2014-01-14	2014-02-05
39 ROPER INDUSTRIES INC NEW		2009-04-20	2014-02-05
75 ABERCROMBIE & FITCH CO CL A		2013-02-22	2014-02-06
1115 ABERCROMBIE & FITCH CO CL A		2013-01-09	2014-02-06
34 APPLE COMPUTER INC		2013-02-06	2014-02-06
107 T ROWE PRICE GROUP INC		2014-01-14	2014-02-06

Form 990PF Part IV - Capital Gains and Losses for Tax on Investment Income - Columns e - h

(e) Gross sales price	(f) Depreciation allowed (or allowable)	(g) Cost or other basis plus expense of sale	(h) Gain or (loss) (e) plus (f) minus (g)
6,335		5,686	649
9,152		3,970	5,182
21,474		16,263	5,211
20,619		13,913	6,706
20,021		21,601	-1,580
5,147		1,612	3,535
2,529		3,492	-963
37,592		52,886	-15,294
17,434		15,788	1,646
8,253		8,890	-637

Form 990PF Part IV - Capital Gains and Losses for Tax on Investment Income - Columns i - l

Complete only for assets showing gain in column (h) and owned by the foundation on 12/31/69			(l) Gains (Col (h) gain minus col (k), but not less than -0-) or Losses (from col (h))
(i) F M V as of 12/31/69	(j) Adjusted basis as of 12/31/69	(k) Excess of col (i) over col (j), if any	
			649
			5,182
			5,211
			6,706
			-1,580
			3,535
			-963
			-15,294
			1,646
			-637

Form 990PF Part IV - Capital Gains and Losses for Tax on Investment Income - Columns a - d

(a) List and describe the kind(s) of property sold (e g , real estate, 2-story brick warehouse, or common stock, 200 shs MLC Co)	(b) How acquired P—Purchase D—Donation	(c) Date acquired (mo , day, yr)	(d) Date sold (mo , day, yr)
63 ROPER INDUSTRIES INC NEW		2009-04-20	2014-02-06
195 THERMON GROUP HOLDINGS INC		2013-02-05	2014-02-06
45 THERMON GROUP HOLDINGS INC		2013-04-18	2014-02-06
133 AARONS INC		2014-01-14	2014-02-07
17 APPLE COMPUTER INC		2013-02-06	2014-02-07
79 ROPER INDUSTRIES INC NEW		2008-10-24	2014-02-07
2120 US BANCORP DEL COM NEW		2010-10-25	2014-02-07
52 ROPER INDUSTRIES INC NEW		2008-10-24	2014-02-10
79 AARONS INC		2014-01-14	2014-02-11
211 INCYTE PHARMACEUTICALS INC		2011-12-15	2014-02-11

Form 990PF Part IV - Capital Gains and Losses for Tax on Investment Income - Columns e - h

(e) Gross sales price	(f) Depreciation allowed (or allowable)	(g) Cost or other basis plus expense of sale	(h) Gain or (loss) (e) plus (f) minus (g)
8,364		2,567	5,797
5,103		3,948	1,155
1,178		844	334
4,135		3,546	589
8,846		7,764	1,082
10,575		3,059	7,516
84,793		46,042	38,751
6,920		2,014	4,906
2,374		2,106	268
13,926		2,835	11,091

Form 990PF Part IV - Capital Gains and Losses for Tax on Investment Income - Columns i - l

Complete only for assets showing gain in column (h) and owned by the foundation on 12/31/69			(l) Gains (Col (h) gain minus col (k), but not less than -0-) or Losses (from col (h))
(i) F M V as of 12/31/69	(j) Adjusted basis as of 12/31/69	(k) Excess of col (i) over col (j), if any	
			5,797
			1,155
			334
			589
			1,082
			7,516
			38,751
			4,906
			268
			11,091

Form 990PF Part IV - Capital Gains and Losses for Tax on Investment Income - Columns a - d

(a) List and describe the kind(s) of property sold (e g , real estate, 2-story brick warehouse, or common stock, 200 shs MLC Co)	(b) How acquired P—Purchase D—Donation	(c) Date acquired (mo , day, yr)	(d) Date sold (mo , day, yr)
87 ROPER INDUSTRIES INC NEW		2008-10-24	2014-02-11
223 SEATTLE GENETICS INC /WA		2012-08-15	2014-02-11
4 SEATTLE GENETICS INC /WA		2013-12-10	2014-02-11
315 FLUOR CORP NEW COM		2011-12-16	2014-02-12
92 FOSSIL GROUP INC		2011-09-05	2014-02-12
39 INCYTE PHARMACEUTICALS INC		2011-12-15	2014-02-12
312 OWENS CORNING INC		2014-01-14	2014-02-12
38 ROPER INDUSTRIES INC NEW		2008-10-24	2014-02-12
43 FOSSIL GROUP INC		2011-08-23	2014-02-13
665 PHH CORP		2012-03-14	2014-02-14

Form 990PF Part IV - Capital Gains and Losses for Tax on Investment Income - Columns e - h

(e) Gross sales price	(f) Depreciation allowed (or allowable)	(g) Cost or other basis plus expense of sale	(h) Gain or (loss) (e) plus (f) minus (g)
11,624		3,369	8,255
10,149		5,720	4,429
182		166	16
25,246		16,321	8,925
11,196		7,893	3,303
2,587		524	2,063
13,830		12,930	900
5,130		1,472	3,658
5,213		3,689	1,524
17,373		9,823	7,550

Form 990PF Part IV - Capital Gains and Losses for Tax on Investment Income - Columns i - l

Complete only for assets showing gain in column (h) and owned by the foundation on 12/31/69			(l) Gains (Col (h) gain minus col (k), but not less than -0-) or Losses (from col (h))
(i) F M V as of 12/31/69	(j) Adjusted basis as of 12/31/69	(k) Excess of col (i) over col (j), if any	
			8,255
			4,429
			16
			8,925
			3,303
			2,063
			900
			3,658
			1,524
			7,550

Form 990PF Part IV - Capital Gains and Losses for Tax on Investment Income - Columns a - d

(a) List and describe the kind(s) of property sold (e g , real estate, 2-story brick warehouse, or common stock, 200 shs MLC Co)	(b) How acquired P—Purchase D—Donation	(c) Date acquired (mo , day, yr)	(d) Date sold (mo , day, yr)
83 ROPER INDUSTRIES INC NEW		2008-10-24	2014-02-14
160000 DULUTH MN ECONOMIC 5 250% 2/15/33		2012-12-27	2014-02-15
78 COSTAR GROUP		2011-08-08	2014-02-18
14 FOSSIL GROUP INC		2011-08-23	2014-02-18
577 PHH CORP		2012-03-09	2014-02-18
33 ROPER INDUSTRIES INC NEW		2008-10-24	2014-02-18
92 BJS RESTAURANTS INC		2013-05-28	2014-02-19
15000 CATERPILLAR FINL MTN 2 650% 4/01/16		2014-02-11	2014-02-19
120000 CATERPILLAR FINL MTN 2 650% 4/01/16		2013-02-06	2014-02-19
15 COSTAR GROUP		2011-08-08	2014-02-19

Form 990PF Part IV - Capital Gains and Losses for Tax on Investment Income - Columns e - h

(e) Gross sales price	(f) Depreciation allowed (or allowable)	(g) Cost or other basis plus expense of sale	(h) Gain or (loss) (e) plus (f) minus (g)
11,336		3,214	8,122
160,000		168,409	-8,409
14,335		4,288	10,047
1,694		1,201	493
15,072		8,260	6,812
4,485		1,278	3,207
2,694		3,406	-712
15,605		15,617	-12
124,840		124,685	155
2,731		802	1,929

Form 990PF Part IV - Capital Gains and Losses for Tax on Investment Income - Columns i - l

Complete only for assets showing gain in column (h) and owned by the foundation on 12/31/69			(l) Gains (Col (h) gain minus col (k), but not less than -0-) or Losses (from col (h))
(i) F M V as of 12/31/69	(j) Adjusted basis as of 12/31/69	(k) Excess of col (i) over col (j), if any	
			8,122
			-8,409
			10,047
			493
			6,812
			3,207
			-712
			-12
			155
			1,929

Form 990PF Part IV - Capital Gains and Losses for Tax on Investment Income - Columns a - d

(a) List and describe the kind(s) of property sold (e g , real estate, 2-story brick warehouse, or common stock, 200 shs MLC Co)	(b) How acquired P—Purchase D—Donation	(c) Date acquired (mo , day, yr)	(d) Date sold (mo , day, yr)
285 FLUOR CORP NEW COM		2011-12-16	2014-02-19
76 HOMEAWAY INC		2012-02-23	2014-02-19
30 HOMEAWAY INC		2013-12-10	2014-02-19
9 INTERACTIVE INTELLIGENCE GRO		2011-12-09	2014-02-19
544 PHH CORP		2012-03-09	2014-02-19
67 BJS RESTAURANTS INC		2013-07-30	2014-02-20
17 INTERACTIVE INTELLIGENCE GRO		2011-12-09	2014-02-20
408 PHH CORP		2012-03-12	2014-02-20
559 ABERCROMBIE & FITCH CO CL A		2012-11-26	2014-02-21
290 ABERCROMBIE & FITCH CO CL A		2013-02-22	2014-02-21

Form 990PF Part IV - Capital Gains and Losses for Tax on Investment Income - Columns e - h

(e) Gross sales price	(f) Depreciation allowed (or allowable)	(g) Cost or other basis plus expense of sale	(h) Gain or (loss) (e) plus (f) minus (g)
23,149		13,793	9,356
3,260		1,751	1,509
1,287		1,202	85
693		217	476
14,221		7,787	6,434
1,812		2,442	-630
1,293		410	883
10,729		5,821	4,908
19,488		25,367	-5,879
10,110		13,502	-3,392

Form 990PF Part IV - Capital Gains and Losses for Tax on Investment Income - Columns i - l

Complete only for assets showing gain in column (h) and owned by the foundation on 12/31/69			(l) Gains (Col (h) gain minus col (k), but not less than -0-) or Losses (from col (h))
(i) F M V as of 12/31/69	(j) Adjusted basis as of 12/31/69	(k) Excess of col (i) over col (j), if any	
			9,356
			1,509
			85
			476
			6,434
			-630
			883
			4,908
			-5,879
			-3,392

Form 990PF Part IV - Capital Gains and Losses for Tax on Investment Income - Columns a - d

(a) List and describe the kind(s) of property sold (e g , real estate, 2-story brick warehouse, or common stock, 200 shs MLC Co)	(b) How acquired P—Purchase D—Donation	(c) Date acquired (mo , day, yr)	(d) Date sold (mo , day, yr)
81 BJS RESTAURANTS INC		2013-08-01	2014-02-21
1374 EHOSTAR CORPORATION A		2013-02-05	2014-02-21
30 EHOSTAR CORPORATION A		2013-04-18	2014-02-21
516 PHH CORP		2012-03-12	2014-02-21
157 AARONS INC		2014-01-14	2014-02-24
1190 ABERCROMBIE & FITCH CO CL A		2013-10-07	2014-02-24
656 ABERCROMBIE & FITCH CO CL A		2012-11-26	2014-02-24
103 BJS RESTAURANTS INC		2013-08-01	2014-02-24
23 FOSSIL GROUP INC		2011-08-23	2014-02-24
12 GOOGLE INC CL A		2014-01-14	2014-02-24

Form 990PF Part IV - Capital Gains and Losses for Tax on Investment Income - Columns e - h

(e) Gross sales price	(f) Depreciation allowed (or allowable)	(g) Cost or other basis plus expense of sale	(h) Gain or (loss) (e) plus (f) minus (g)
2,107		2,793	-686
61,214		50,959	10,255
1,337		1,119	218
13,641		7,339	6,302
4,786		4,186	600
41,875		42,963	-1,088
23,084		29,470	-6,386
2,729		3,333	-604
2,768		1,973	795
14,610		13,724	886

Form 990PF Part IV - Capital Gains and Losses for Tax on Investment Income - Columns i - l

Complete only for assets showing gain in column (h) and owned by the foundation on 12/31/69			(l) Gains (Col (h) gain minus col (k), but not less than -0-) or Losses (from col (h))
(i) F M V as of 12/31/69	(j) Adjusted basis as of 12/31/69	(k) Excess of col (i) over col (j), if any	
			-686
			10,255
			218
			6,302
			600
			-1,088
			-6,386
			-604
			795
			886

Form 990PF Part IV - Capital Gains and Losses for Tax on Investment Income - Columns a - d

(a) List and describe the kind(s) of property sold (e g , real estate, 2-story brick warehouse, or common stock, 200 shs MLC Co)	(b) How acquired P—Purchase D—Donation	(c) Date acquired (mo , day, yr)	(d) Date sold (mo , day, yr)
270 ORACLE SYSTEMS		2013-07-24	2014-02-24
330 ORACLE SYSTEMS		2012-10-08	2014-02-24
23 ROPER INDUSTRIES INC NEW		2008-10-24	2014-02-24
23 ROPER INDUSTRIES INC NEW		2008-10-24	2014-02-25
39 ROPER INDUSTRIES INC NEW		2008-10-24	2014-02-26
73 FLUOR CORP NEW COM		2010-11-23	2014-02-27
22 ROPER INDUSTRIES INC NEW		2008-10-24	2014-02-27
110 FLUOR CORP NEW COM		2010-11-22	2014-02-28
188 ROPER INDUSTRIES INC NEW		2008-10-24	2014-02-28
25 FLUOR CORP NEW COM		2010-11-22	2014-03-03

Form 990PF Part IV - Capital Gains and Losses for Tax on Investment Income - Columns e - h

(e) Gross sales price	(f) Depreciation allowed (or allowable)	(g) Cost or other basis plus expense of sale	(h) Gain or (loss) (e) plus (f) minus (g)
10,360		8,754	1,606
12,662		10,242	2,420
3,133		891	2,242
3,114		891	2,223
5,279		1,510	3,769
5,708		4,191	1,517
2,968		852	2,116
8,552		6,312	2,240
25,467		7,280	18,187
1,926		1,435	491

Form 990PF Part IV - Capital Gains and Losses for Tax on Investment Income - Columns i - l

Complete only for assets showing gain in column (h) and owned by the foundation on 12/31/69			(l) Gains (Col (h) gain minus col (k), but not less than -0-) or Losses (from col (h))
(i) F M V as of 12/31/69	(j) Adjusted basis as of 12/31/69	(k) Excess of col (i) over col (j), if any	
			1,606
			2,420
			2,242
			2,223
			3,769
			1,517
			2,116
			2,240
			18,187
			491

Form 990PF Part IV - Capital Gains and Losses for Tax on Investment Income - Columns a - d

(a) List and describe the kind(s) of property sold (e g , real estate, 2-story brick warehouse, or common stock, 200 shs MLC Co)	(b) How acquired P—Purchase D—Donation	(c) Date acquired (mo , day, yr)	(d) Date sold (mo , day, yr)
285 PACCAR INC		2012-03-06	2014-03-03
10 ROPER INDUSTRIES INC NEW		2008-10-24	2014-03-03
669 U T I WORLDWIDE INC		2009-04-15	2014-03-03
128 FLUOR CORP NEW COM		2010-11-22	2014-03-04
68 ROPER INDUSTRIES INC NEW		2008-10-24	2014-03-04
75000 SOUTHERN CO 1 950% 9/01/16		2014-02-27	2014-03-04
60000 SOUTHERN CO 1 950% 9/01/16		2012-05-02	2014-03-04
283 TEREX CORP NEW COM		2013-04-22	2014-03-04
325 U T I WORLDWIDE INC		2012-12-20	2014-03-04
62 ROPER INDUSTRIES INC NEW		2008-11-21	2014-03-05

Form 990PF Part IV - Capital Gains and Losses for Tax on Investment Income - Columns e - h

(e) Gross sales price	(f) Depreciation allowed (or allowable)	(g) Cost or other basis plus expense of sale	(h) Gain or (loss) (e) plus (f) minus (g)
18,568		12,671	5,897
1,347		387	960
6,413		8,859	-2,446
9,986		7,345	2,641
9,287		2,633	6,654
76,885		76,661	224
61,508		60,921	587
12,687		7,896	4,791
3,473		4,301	-828
8,499		2,384	6,115

Form 990PF Part IV - Capital Gains and Losses for Tax on Investment Income - Columns i - l

Complete only for assets showing gain in column (h) and owned by the foundation on 12/31/69			(l) Gains (Col (h) gain minus col (k), but not less than -0-) or Losses (from col (h))
(i) F M V as of 12/31/69	(j) Adjusted basis as of 12/31/69	(k) Excess of col (i) over col (j), if any	
			5,897
			960
			-2,446
			2,641
			6,654
			224
			587
			4,791
			-828
			6,115

Form 990PF Part IV - Capital Gains and Losses for Tax on Investment Income - Columns a - d

(a) List and describe the kind(s) of property sold (e g , real estate, 2-story brick warehouse, or common stock, 200 shs MLC Co)	(b) How acquired P—Purchase D—Donation	(c) Date acquired (mo , day, yr)	(d) Date sold (mo , day, yr)
227 TEREX CORP NEW COM		2013-04-22	2014-03-05
679 E I DU PONT DE NEMOURS & CO		2008-12-12	2014-03-06
91 ROPER INDUSTRIES INC NEW		2008-11-21	2014-03-06
75 UNITED RENTALS INC		2012-06-27	2014-03-06
630 RENASANT CORP		2013-02-05	2014-03-07
97 ROPER INDUSTRIES INC NEW		2008-11-21	2014-03-07
457 TEREX CORP NEW COM		2013-04-22	2014-03-07
50 UNITED RENTALS INC		2012-06-27	2014-03-07
239 U T I WORLDWIDE INC		2012-12-20	2014-03-07
70 COMMVault SYSTEMS INC		2009-07-08	2014-03-10

Form 990PF Part IV - Capital Gains and Losses for Tax on Investment Income - Columns e - h

(e) Gross sales price	(f) Depreciation allowed (or allowable)	(g) Cost or other basis plus expense of sale	(h) Gain or (loss) (e) plus (f) minus (g)
10,208		6,334	3,874
45,945		17,945	28,000
12,547		3,382	9,165
6,640		2,387	4,253
18,881		9,603	9,278
13,484		3,605	9,879
20,287		12,751	7,536
4,458		1,575	2,883
2,623		3,154	-531
4,571		1,097	3,474

Form 990PF Part IV - Capital Gains and Losses for Tax on Investment Income - Columns i - l

Complete only for assets showing gain in column (h) and owned by the foundation on 12/31/69			(l) Gains (Col (h) gain minus col (k), but not less than -0-) or Losses (from col (h))
(i) F M V as of 12/31/69	(j) Adjusted basis as of 12/31/69	(k) Excess of col (i) over col (j), if any	
			3,874
			28,000
			9,165
			4,253
			9,278
			9,879
			7,536
			2,883
			-531
			3,474

Form 990PF Part IV - Capital Gains and Losses for Tax on Investment Income - Columns a - d

(a) List and describe the kind(s) of property sold (e g , real estate, 2-story brick warehouse, or common stock, 200 shs MLC Co)	(b) How acquired P—Purchase D—Donation	(c) Date acquired (mo , day, yr)	(d) Date sold (mo , day, yr)
8 COMMVAULT SYSTEMS INC		2013-12-10	2014-03-10
13 UNITED RENTALS INC		2012-06-26	2014-03-10
23 UNITED RENTALS INC		2012-06-26	2014-03-10
1065 U T I WORLDWIDE INC		2012-12-20	2014-03-10
35 COMMVAULT SYSTEMS INC		2009-07-08	2014-03-11
134 CORELOGIC INC		2013-02-25	2014-03-11
185 FIRSTMERIT CORP		2013-10-21	2014-03-11
45 ROPER INDUSTRIES INC NEW		2008-11-21	2014-03-11
540 STARZ A		2013-01-16	2014-03-11
568 TEREX CORP NEW COM		2013-04-22	2014-03-11

Form 990PF Part IV - Capital Gains and Losses for Tax on Investment Income - Columns e - h

(e) Gross sales price	(f) Depreciation allowed (or allowable)	(g) Cost or other basis plus expense of sale	(h) Gain or (loss) (e) plus (f) minus (g)
522		571	-49
1,183		406	777
2,104		718	1,386
11,708		13,926	-2,218
2,275		548	1,727
4,364		3,349	1,015
4,029		4,327	-298
6,074		1,672	4,402
17,397		8,484	8,913
25,325		15,622	9,703

Form 990PF Part IV - Capital Gains and Losses for Tax on Investment Income - Columns i - l

Complete only for assets showing gain in column (h) and owned by the foundation on 12/31/69			(l) Gains (Col (h) gain minus col (k), but not less than -0-) or Losses (from col (h))
(i) F M V as of 12/31/69	(j) Adjusted basis as of 12/31/69	(k) Excess of col (i) over col (j), if any	
			-49
			777
			1,386
			-2,218
			1,727
			1,015
			-298
			4,402
			8,913
			9,703

Form 990PF Part IV - Capital Gains and Losses for Tax on Investment Income - Columns a - d

(a) List and describe the kind(s) of property sold (e g , real estate, 2-story brick warehouse, or common stock, 200 shs MLC Co)	(b) How acquired P—Purchase D—Donation	(c) Date acquired (mo , day, yr)	(d) Date sold (mo , day, yr)
895 FIRSTMERIT CORP		2013-10-21	2014-03-12
64000 HOME DEPOT INC 5 400% 3/01/16		2014-02-11	2014-03-12
391 CORELOGIC INC		2013-02-25	2014-03-13
268 FIRSTMERIT CORP		2013-12-06	2014-03-13
508 FIRSTMERIT CORP		2013-07-12	2014-03-13
254 FIRSTMERIT CORP		2013-12-09	2014-03-14
482 FIRSTMERIT CORP		2013-06-28	2014-03-14
495 NETAPP INC		2013-02-06	2014-03-14
PROCEEDS FROM SECURITIES LITIGATION			2014-03-14
PROCEEDS FROM SECURITIES LITIGATION			2014-03-14

Form 990PF Part IV - Capital Gains and Losses for Tax on Investment Income - Columns e - h

(e) Gross sales price	(f) Depreciation allowed (or allowable)	(g) Cost or other basis plus expense of sale	(h) Gain or (loss) (e) plus (f) minus (g)
19,291		18,891	400
69,987		69,829	158
12,573		9,773	2,800
5,764		6,203	-439
10,926		10,411	515
5,429		5,872	-443
10,302		9,786	516
18,244		17,867	377
36			36
15			15

Form 990PF Part IV - Capital Gains and Losses for Tax on Investment Income - Columns i - l

Complete only for assets showing gain in column (h) and owned by the foundation on 12/31/69			(l) Gains (Col (h) gain minus col (k), but not less than -0-) or Losses (from col (h))
(i) F M V as of 12/31/69	(j) Adjusted basis as of 12/31/69	(k) Excess of col (i) over col (j), if any	
			400
			158
			2,800
			-439
			515
			-443
			516
			377
			36
			15

Form 990PF Part IV - Capital Gains and Losses for Tax on Investment Income - Columns a - d

(a) List and describe the kind(s) of property sold (e g , real estate, 2-story brick warehouse, or common stock, 200 shs MLC Co)	(b) How acquired P—Purchase D—Donation	(c) Date acquired (mo , day, yr)	(d) Date sold (mo , day, yr)
11000 HOME DEPOT INC 5 400% 3/01/16		2013-05-31	2014-03-17
50000 HOME DEPOT INC 5 400% 3/01/16		2012-03-14	2014-03-17
656 NETAPP INC		2012-09-24	2014-03-17
35 ROPER INDUSTRIES INC NEW		2008-11-21	2014-03-17
666 E I DU PONT DE NEMOURS & CO		2008-12-12	2014-03-18
275 NETAPP INC		2008-10-15	2014-03-18
90 ROPER INDUSTRIES INC NEW		2008-11-21	2014-03-18
735 TEREX CORP NEW COM		2013-06-26	2014-03-18
801 FIRSTMERIT CORP		2013-12-09	2014-03-19
1517 FIRSTMERIT CORP		2013-06-28	2014-03-19

Form 990PF Part IV - Capital Gains and Losses for Tax on Investment Income - Columns e - h

(e) Gross sales price	(f) Depreciation allowed (or allowable)	(g) Cost or other basis plus expense of sale	(h) Gain or (loss) (e) plus (f) minus (g)
12,019		11,975	44
54,634		53,869	765
24,428		15,230	9,198
4,769		1,301	3,468
44,489		17,601	26,888
10,294		3,818	6,476
12,325		3,345	8,980
30,863		19,320	11,543
17,156		18,181	-1,025
32,492		29,426	3,066

Form 990PF Part IV - Capital Gains and Losses for Tax on Investment Income - Columns i - l

Complete only for assets showing gain in column (h) and owned by the foundation on 12/31/69			(l) Gains (Col (h) gain minus col (k), but not less than -0-) or Losses (from col (h))
(i) F M V as of 12/31/69	(j) Adjusted basis as of 12/31/69	(k) Excess of col (i) over col (j), if any	
			44
			765
			9,198
			3,468
			26,888
			6,476
			8,980
			11,543
			-1,025
			3,066

Form 990PF Part IV - Capital Gains and Losses for Tax on Investment Income - Columns a - d

(a) List and describe the kind(s) of property sold (e g , real estate, 2-story brick warehouse, or common stock, 200 shs MLC Co)	(b) How acquired P—Purchase D—Donation	(c) Date acquired (mo , day, yr)	(d) Date sold (mo , day, yr)
184 NETAPP INC		2008-10-15	2014-03-19
1132 FIRSTMERIT CORP		2013-11-11	2014-03-20
2143 FIRSTMERIT CORP		2013-06-18	2014-03-20
1155 NETAPP INC		2008-10-15	2014-03-20
169 AARONS INC		2014-01-14	2014-03-21
88 BED BATH & BEYOND INC		2014-01-14	2014-03-21
885 FIRSTMERIT CORP		2013-11-07	2014-03-21
46 RIGNET INC		2011-02-18	2014-03-21
16 ROPER INDUSTRIES INC NEW		2008-11-21	2014-03-21
8 AARONS INC		2014-01-14	2014-03-24

Form 990PF Part IV - Capital Gains and Losses for Tax on Investment Income - Columns e - h

(e) Gross sales price	(f) Depreciation allowed (or allowable)	(g) Cost or other basis plus expense of sale	(h) Gain or (loss) (e) plus (f) minus (g)
6,858		2,322	4,536
24,456		24,858	-402
46,299		40,530	5,769
42,917		14,573	28,344
5,327		4,506	821
5,977		5,890	87
19,455		16,887	2,568
2,530		689	1,841
2,168		595	1,573
252		213	39

Form 990PF Part IV - Capital Gains and Losses for Tax on Investment Income - Columns i - l

Complete only for assets showing gain in column (h) and owned by the foundation on 12/31/69			(l) Gains (Col (h) gain minus col (k), but not less than -0-) or Losses (from col (h))
(i) F M V as of 12/31/69	(j) Adjusted basis as of 12/31/69	(k) Excess of col (i) over col (j), if any	
			4,536
			-402
			5,769
			28,344
			821
			87
			2,568
			1,841
			1,573
			39

Form 990PF Part IV - Capital Gains and Losses for Tax on Investment Income - Columns a - d

(a) List and describe the kind(s) of property sold (e g , real estate, 2-story brick warehouse, or common stock, 200 shs MLC Co)	(b) How acquired P—Purchase D—Donation	(c) Date acquired (mo , day, yr)	(d) Date sold (mo , day, yr)
242 DST SYSTEMS INC-DEL		2013-02-05	2014-03-24
510 MICROSOFT CORP		2008-10-24	2014-03-24
252 NETAPP INC		2008-10-15	2014-03-24
183 RIGNET INC		2011-02-22	2014-03-24
16 ROPER INDUSTRIES INC NEW		2008-11-21	2014-03-24
1405000 U S TREASURY NT 0 750% 2/28/18		2014-02-25	2014-03-24
1105000 U S TREASURY NT 0 625% 10/15/16		2014-01-15	2014-03-24
140000 VERIZON 3 650% 9/14/18		2014-02-11	2014-03-24
161 U T I WORLDWIDE INC		2009-08-13	2014-03-24
70000 BANK OF AMER CORP 6 000% 9/01/17		2014-01-16	2014-03-25

Form 990PF Part IV - Capital Gains and Losses for Tax on Investment Income - Columns e - h

(e) Gross sales price	(f) Depreciation allowed (or allowable)	(g) Cost or other basis plus expense of sale	(h) Gain or (loss) (e) plus (f) minus (g)
23,962		15,738	8,224
20,428		11,133	9,295
9,216		3,180	6,036
10,071		2,736	7,335
2,149		595	1,554
1,370,808		1,371,708	-900
1,102,022		1,105,227	-3,205
148,942		148,413	529
1,841		2,067	-226
79,466		78,871	595

Form 990PF Part IV - Capital Gains and Losses for Tax on Investment Income - Columns i - l

Complete only for assets showing gain in column (h) and owned by the foundation on 12/31/69			(l) Gains (Col (h) gain minus col (k), but not less than -0-) or Losses (from col (h))
(i) F M V as of 12/31/69	(j) Adjusted basis as of 12/31/69	(k) Excess of col (i) over col (j), if any	
			8,224
			9,295
			6,036
			7,335
			1,554
			-900
			-3,205
			529
			-226
			595

Form 990PF Part IV - Capital Gains and Losses for Tax on Investment Income - Columns a - d

(a) List and describe the kind(s) of property sold (e g , real estate, 2-story brick warehouse, or common stock, 200 shs MLC Co)	(b) How acquired P—Purchase D—Donation	(c) Date acquired (mo , day, yr)	(d) Date sold (mo , day, yr)
55000 BANK OF AMER CORP 6 000% 9/01/17		2013-01-10	2014-03-25
170000 F N M A M T N 1 625% 9/25/17		2013-10-04	2014-03-25
253 NETAPP INC		2008-10-15	2014-03-25
17 RIGNET INC		2011-02-22	2014-03-25
18 ROPER INDUSTRIES INC NEW		2008-11-21	2014-03-25
198 U T I WORLDWIDE INC		2009-08-13	2014-03-25
335 AMERICAN EQUITY INVT LIFE HL		2011-04-19	2014-03-26
56 BED BATH & BEYOND INC		2014-01-14	2014-03-26
92 NETAPP INC		2008-10-15	2014-03-26
65 ROPER INDUSTRIES INC NEW		2008-11-21	2014-03-26

Form 990PF Part IV - Capital Gains and Losses for Tax on Investment Income - Columns e - h

(e) Gross sales price	(f) Depreciation allowed (or allowable)	(g) Cost or other basis plus expense of sale	(h) Gain or (loss) (e) plus (f) minus (g)
62,438		62,128	310
170,000		170,000	
9,347		3,192	6,155
934		252	682
2,430		669	1,761
2,280		2,542	-262
8,210		4,100	4,110
3,807		3,748	59
3,424		1,161	2,263
8,773		2,416	6,357

Form 990PF Part IV - Capital Gains and Losses for Tax on Investment Income - Columns i - l

Complete only for assets showing gain in column (h) and owned by the foundation on 12/31/69			(l) Gains (Col (h) gain minus col (k), but not less than -0-) or Losses (from col (h))
(i) F M V as of 12/31/69	(j) Adjusted basis as of 12/31/69	(k) Excess of col (i) over col (j), if any	
			310
			6,155
			682
			1,761
			-262
			4,110
			59
			2,263
			6,357

Form 990PF Part IV - Capital Gains and Losses for Tax on Investment Income - Columns a - d

(a) List and describe the kind(s) of property sold (e g , real estate, 2-story brick warehouse, or common stock, 200 shs MLC Co)	(b) How acquired P—Purchase D—Donation	(c) Date acquired (mo , day, yr)	(d) Date sold (mo , day, yr)
260 MAIDEN HOLDINGS LTD		2013-02-05	2014-03-26
117 MAIDEN HOLDINGS LTD		2013-04-18	2014-03-26
198 U T I WORLDWIDE INC		2009-08-13	2014-03-26
525 ACTUANT CORP CL A NEW		2011-02-25	2014-03-27
65 ACUITY BRANDS INC		2011-08-12	2014-03-27
123 DST SYSTEMS INC-DEL		2011-02-18	2014-03-27
1080 NETAPP INC		2008-10-15	2014-03-27
102 NETAPP INC		2008-10-15	2014-03-27
294 RIGNET INC		2011-02-22	2014-03-27
22 ROPER INDUSTRIES INC NEW		2008-11-21	2014-03-27

Form 990PF Part IV - Capital Gains and Losses for Tax on Investment Income - Columns e - h

(e) Gross sales price	(f) Depreciation allowed (or allowable)	(g) Cost or other basis plus expense of sale	(h) Gain or (loss) (e) plus (f) minus (g)
3,342		2,623	719
1,504		1,172	332
2,271		2,542	-271
17,308		14,686	2,622
8,354		2,747	5,607
11,572		6,245	5,327
39,171		13,627	25,544
3,737		1,287	2,450
15,633		4,365	11,268
2,914		818	2,096

Form 990PF Part IV - Capital Gains and Losses for Tax on Investment Income - Columns i - l

Complete only for assets showing gain in column (h) and owned by the foundation on 12/31/69			(l) Gains (Col (h) gain minus col (k), but not less than -0-) or Losses (from col (h))
(i) F M V as of 12/31/69	(j) Adjusted basis as of 12/31/69	(k) Excess of col (i) over col (j), if any	
			719
			332
			-271
			2,622
			5,607
			5,327
			25,544
			2,450
			11,268
			2,096

Form 990PF Part IV - Capital Gains and Losses for Tax on Investment Income - Columns a - d

(a) List and describe the kind(s) of property sold (e g , real estate, 2-story brick warehouse, or common stock, 200 shs MLC Co)	(b) How acquired P—Purchase D—Donation	(c) Date acquired (mo , day, yr)	(d) Date sold (mo , day, yr)
333 AMPHENOL CORP - CL A		2013-10-23	2014-03-28
197 ANSYS INC		2010-10-11	2014-03-28
38 APPLE COMPUTER INC		2013-02-01	2014-03-28
22 APPLE COMPUTER INC		2013-06-27	2014-03-28
101 BED BATH & BEYOND INC		2014-03-28	2014-03-28
378 COGNIZANT TECH SOLUTIONS CRP COM		2008-12-05	2014-03-28
142 COSTCO WHOLESALE CORPORATION		2013-10-17	2014-03-28
73 COSTCO WHOLESALE CORPORATION		2013-02-06	2014-03-28
257 COVANCE INC		2009-05-04	2014-03-28
451 DANAHER CORP		2013-02-06	2014-03-28

Form 990PF Part IV - Capital Gains and Losses for Tax on Investment Income - Columns e - h

(e) Gross sales price	(f) Depreciation allowed (or allowable)	(g) Cost or other basis plus expense of sale	(h) Gain or (loss) (e) plus (f) minus (g)
30,569		27,074	3,495
15,041		8,445	6,596
20,338		17,313	3,025
11,775		8,693	3,082
6,867		6,910	-43
18,941		3,088	15,853
15,841		16,713	-872
8,144		7,482	662
26,171		10,240	15,931
33,391		23,975	9,416

Form 990PF Part IV - Capital Gains and Losses for Tax on Investment Income - Columns i - l

Complete only for assets showing gain in column (h) and owned by the foundation on 12/31/69			(l) Gains (Col (h) gain minus col (k), but not less than -0-) or Losses (from col (h))
(i) F M V as of 12/31/69	(j) Adjusted basis as of 12/31/69	(k) Excess of col (i) over col (j), if any	
			3,495
			6,596
			3,025
			3,082
			-43
			15,853
			-872
			662
			15,931
			9,416

Form 990PF Part IV - Capital Gains and Losses for Tax on Investment Income - Columns a - d

(a) List and describe the kind(s) of property sold (e g , real estate, 2-story brick warehouse, or common stock, 200 shs MLC Co)	(b) How acquired P—Purchase D—Donation	(c) Date acquired (mo , day, yr)	(d) Date sold (mo , day, yr)
412 DAVITA INC		2013-03-01	2014-03-28
131 ECOLAB INC		2013-02-06	2014-03-28
88 ECOLAB INC		2014-02-06	2014-03-28
299 EXPRESS SCRIPTS HLDGS C		2013-10-08	2014-03-28
302 EXPRESS SCRIPTS HLDGS C		2011-03-01	2014-03-28
591 FMC TECHNOLOGIES INC		2014-01-30	2014-03-28
320 FASTENAL CO		2014-03-14	2014-03-28
225000 F H L M C M T N 1 000% 11/15/16		2013-07-23	2014-03-28
413 FLUOR CORP NEW COM		2010-11-22	2014-03-28
158 FOSSIL GROUP INC		2011-09-01	2014-03-28

Form 990PF Part IV - Capital Gains and Losses for Tax on Investment Income - Columns e - h

(e) Gross sales price	(f) Depreciation allowed (or allowable)	(g) Cost or other basis plus expense of sale	(h) Gain or (loss) (e) plus (f) minus (g)
28,129		24,281	3,848
13,922		9,718	4,204
9,352		8,698	654
22,502		18,730	3,772
22,727		16,832	5,895
30,895		29,356	1,539
15,669		15,485	184
225,295		225,078	217
31,557		23,699	7,858
18,413		13,550	4,863

Form 990PF Part IV - Capital Gains and Losses for Tax on Investment Income - Columns i - l

Complete only for assets showing gain in column (h) and owned by the foundation on 12/31/69			(l) Gains (Col (h) gain minus col (k), but not less than -0-) or Losses (from col (h))
(i) F M V as of 12/31/69	(j) Adjusted basis as of 12/31/69	(k) Excess of col (i) over col (j), if any	
			3,848
			4,204
			654
			3,772
			5,895
			1,539
			184
			217
			7,858
			4,863

Form 990PF Part IV - Capital Gains and Losses for Tax on Investment Income - Columns a - d

(a) List and describe the kind(s) of property sold (e g , real estate, 2-story brick warehouse, or common stock, 200 shs MLC Co)	(b) How acquired P—Purchase D—Donation	(c) Date acquired (mo , day, yr)	(d) Date sold (mo , day, yr)
433 GILEAD SCIENCES INC		2014-02-04	2014-03-28
39 GOOGLE INC CL A		2008-12-03	2014-03-28
87 INTUITIVE SURGICAL INC		2013-02-06	2014-03-28
179 ESTEE LAUDER COMPANIES CL A		2013-10-10	2014-03-28
224 ESTEE LAUDER COMPANIES CL A		2013-01-28	2014-03-28
439 MEAD JOHNSON NUTRITION CO		2013-10-17	2014-03-28
536 NATIONAL INSTRS CORP		2013-02-06	2014-03-28
196 QUALCOMM CORP		2013-04-25	2014-03-28
333 QUALCOMM CORP		2013-02-06	2014-03-28
59 ROPER INDUSTRIES INC NEW		2008-11-21	2014-03-28

Form 990PF Part IV - Capital Gains and Losses for Tax on Investment Income - Columns e - h

(e) Gross sales price	(f) Depreciation allowed (or allowable)	(g) Cost or other basis plus expense of sale	(h) Gain or (loss) (e) plus (f) minus (g)
29,504		35,277	-5,773
43,744		10,809	32,935
37,707		46,717	-9,010
11,876		12,376	-500
14,862		14,161	701
36,338		34,849	1,489
15,256		15,830	-574
15,499		12,205	3,294
26,332		22,311	4,021
7,842		2,193	5,649

Form 990PF Part IV - Capital Gains and Losses for Tax on Investment Income - Columns i - l

Complete only for assets showing gain in column (h) and owned by the foundation on 12/31/69			(l) Gains (Col (h) gain minus col (k), but not less than -0-) or Losses (from col (h))
(i) F M V as of 12/31/69	(j) Adjusted basis as of 12/31/69	(k) Excess of col (i) over col (j), if any	
			-5,773
			32,935
			-9,010
			-500
			701
			1,489
			-574
			3,294
			4,021
			5,649

Form 990PF Part IV - Capital Gains and Losses for Tax on Investment Income - Columns a - d

(a) List and describe the kind(s) of property sold (e g , real estate, 2-story brick warehouse, or common stock, 200 shs MLC Co)	(b) How acquired P—Purchase D—Donation	(c) Date acquired (mo , day, yr)	(d) Date sold (mo , day, yr)
191 SALESFORCE COM INC		2013-06-04	2014-03-28
280 SALESFORCE COM INC		2013-02-06	2014-03-28
244 SCHLUMBERGER LTD		2013-02-06	2014-03-28
167 SCHLUMBERGER LTD		2013-10-16	2014-03-28
1404 CHARLES SCHWAB CORP		2013-02-06	2014-03-28
243 STARBUCKS CORP		2014-02-04	2014-03-28
241 STARBUCKS CORP		2012-10-25	2014-03-28
251 STERICYCLE INC		2013-02-06	2014-03-28
206 VISA INC		2013-10-11	2014-03-28
366 00024 WHOLE FOODS MARKET INC		2013-10-07	2014-03-28

Form 990PF Part IV - Capital Gains and Losses for Tax on Investment Income - Columns e - h

(e) Gross sales price	(f) Depreciation allowed (or allowable)	(g) Cost or other basis plus expense of sale	(h) Gain or (loss) (e) plus (f) minus (g)
10,692		7,439	3,253
15,674		12,067	3,607
23,837		19,298	4,539
16,314		15,364	950
38,045		21,920	16,125
17,843		17,140	703
17,696		11,161	6,535
28,108		20,458	7,650
43,508		38,102	5,406
18,620		20,843	-2,223

Form 990PF Part IV - Capital Gains and Losses for Tax on Investment Income - Columns i - l

Complete only for assets showing gain in column (h) and owned by the foundation on 12/31/69			(l) Gains (Col (h) gain minus col (k), but not less than -0-) or Losses (from col (h))
(i) F M V as of 12/31/69	(j) Adjusted basis as of 12/31/69	(k) Excess of col (i) over col (j), if any	
			3,253
			3,607
			4,539
			950
			16,125
			703
			6,535
			7,650
			5,406
			-2,223

Form 990PF Part IV - Capital Gains and Losses for Tax on Investment Income - Columns a - d

(a) List and describe the kind(s) of property sold (e g , real estate, 2-story brick warehouse, or common stock, 200 shs MLC Co)	(b) How acquired P—Purchase D—Donation	(c) Date acquired (mo , day, yr)	(d) Date sold (mo , day, yr)
129 99976 WHOLE FOODS MARKET INC		2013-10-08	2014-03-28
300 ACCENTURE PLC CL A		2009-03-27	2014-03-28
1202 GENPACT LIMITED		2013-03-06	2014-03-28
162 CORE LABORATORIES N V		2012-10-08	2014-03-28
510 ACTUANT CORP CL A NEW		2011-02-23	2014-03-31
135 AMERICAN EQUITY INVT LIFE HL		2012-07-09	2014-03-31
315 BROADRIDGE FINANCIAL SOLUTIONS INC		2013-02-05	2014-03-31
45 DST SYSTEMS INC-DEL		2011-02-22	2014-03-31
26 RIGNET INC		2011-02-22	2014-03-31
160 SUSSER HOLDINGS CORP		2013-02-05	2014-03-31

Form 990PF Part IV - Capital Gains and Losses for Tax on Investment Income - Columns e - h

(e) Gross sales price	(f) Depreciation allowed (or allowable)	(g) Cost or other basis plus expense of sale	(h) Gain or (loss) (e) plus (f) minus (g)
6,614		7,752	-1,138
23,696		8,290	15,406
20,434		21,169	-735
32,253		16,361	15,892
17,333		14,222	3,111
3,182		1,601	1,581
11,574		7,426	4,148
4,268		2,260	2,008
1,411		386	1,025
9,975		6,822	3,153

Form 990PF Part IV - Capital Gains and Losses for Tax on Investment Income - Columns i - l

Complete only for assets showing gain in column (h) and owned by the foundation on 12/31/69			(l) Gains (Col (h) gain minus col (k), but not less than -0-) or Losses (from col (h))
(i) F M V as of 12/31/69	(j) Adjusted basis as of 12/31/69	(k) Excess of col (i) over col (j), if any	
			-1,138
			15,406
			-735
			15,892
			3,111
			1,581
			4,148
			2,008
			1,025
			3,153

Form 990PF Part IV - Capital Gains and Losses for Tax on Investment Income - Columns a - d

(a) List and describe the kind(s) of property sold (e g , real estate, 2-story brick warehouse, or common stock, 200 shs MLC Co)	(b) How acquired P—Purchase D—Donation	(c) Date acquired (mo , day, yr)	(d) Date sold (mo , day, yr)
47 ACUITY BRANDS INC		2011-08-12	2014-04-01
166 BED BATH & BEYOND INC		2014-03-28	2014-04-01
9 HARMAN INTERNATIONAL		2013-12-10	2014-04-01
25 HARMAN INTERNATIONAL		2009-04-15	2014-04-01
47 INTUITIVE SURGICAL INC		2012-12-19	2014-04-01
51 UNITED RENTALS INC		2012-06-26	2014-04-01
445 ACTUANT CORP CL A NEW		2011-08-11	2014-04-02
336 BED BATH & BEYOND INC		2014-01-14	2014-04-02
62 HARMAN INTERNATIONAL		2009-04-15	2014-04-02
112 INCYTE PHARMACEUTICALS INC		2011-12-15	2014-04-02

Form 990PF Part IV - Capital Gains and Losses for Tax on Investment Income - Columns e - h

(e) Gross sales price	(f) Depreciation allowed (or allowable)	(g) Cost or other basis plus expense of sale	(h) Gain or (loss) (e) plus (f) minus (g)
6,259		1,986	4,273
11,524		11,182	342
972		742	230
2,700		426	2,274
23,037		23,751	-714
4,884		1,591	3,293
15,741		11,909	3,832
23,346		22,488	858
6,919		1,057	5,862
6,093		1,505	4,588

Form 990PF Part IV - Capital Gains and Losses for Tax on Investment Income - Columns i - l

Complete only for assets showing gain in column (h) and owned by the foundation on 12/31/69			(l) Gains (Col (h) gain minus col (k), but not less than -0-) or Losses (from col (h))
(i) F M V as of 12/31/69	(j) Adjusted basis as of 12/31/69	(k) Excess of col (i) over col (j), if any	
			4,273
			342
			230
			2,274
			-714
			3,293
			3,832
			858
			5,862
			4,588

Form 990PF Part IV - Capital Gains and Losses for Tax on Investment Income - Columns a - d

(a) List and describe the kind(s) of property sold (e g , real estate, 2-story brick warehouse, or common stock, 200 shs MLC Co)	(b) How acquired P—Purchase D—Donation	(c) Date acquired (mo , day, yr)	(d) Date sold (mo , day, yr)
595 ORACLE SYSTEMS		2013-06-21	2014-04-02
545 ORACLE SYSTEMS		2012-10-08	2014-04-02
48 ORBCOMM INC		2012-05-29	2014-04-02
66 UNITED RENTALS INC		2012-06-26	2014-04-02
397 BED BATH & BEYOND INC		2014-01-14	2014-04-03
290 FIRSTMERIT CORP		2013-05-31	2014-04-03
66 HARMAN INTERNATIONAL		2009-04-15	2014-04-07
75 UNITED RENTALS INC		2012-06-11	2014-04-07
265 QUALCOMM CORP		2013-02-06	2014-04-10
140000 ECOLAB INC 1 450% 12/08/17		2014-03-07	2014-04-11

Form 990PF Part IV - Capital Gains and Losses for Tax on Investment Income - Columns e - h

(e) Gross sales price	(f) Depreciation allowed (or allowable)	(g) Cost or other basis plus expense of sale	(h) Gain or (loss) (e) plus (f) minus (g)
24,496		18,132	6,364
22,438		16,677	5,761
335		158	177
6,275		2,056	4,219
27,684		26,571	1,113
6,198		5,509	689
6,654		1,125	5,529
6,555		2,333	4,222
21,059		17,752	3,307
139,565		138,728	837

Form 990PF Part IV - Capital Gains and Losses for Tax on Investment Income - Columns i - l

Complete only for assets showing gain in column (h) and owned by the foundation on 12/31/69			(l) Gains (Col (h) gain minus col (k), but not less than -0-) or Losses (from col (h))
(i) F M V as of 12/31/69	(j) Adjusted basis as of 12/31/69	(k) Excess of col (i) over col (j), if any	
			6,364
			5,761
			177
			4,219
			1,113
			689
			5,529
			4,222
			3,307
			837

Form 990PF Part IV - Capital Gains and Losses for Tax on Investment Income - Columns a - d

(a) List and describe the kind(s) of property sold (e g , real estate, 2-story brick warehouse, or common stock, 200 shs MLC Co)	(b) How acquired P—Purchase D—Donation	(c) Date acquired (mo , day, yr)	(d) Date sold (mo , day, yr)
74 HARMAN INTERNATIONAL		2009-04-15	2014-04-14
75 UNITED RENTALS INC		2012-06-11	2014-04-14
583 AARONS INC		2014-03-28	2014-04-15
322 AARONS INC		2014-01-14	2014-04-16
60 UNITED RENTALS INC		2012-07-18	2014-04-16
61 MEAD JOHNSON NUTRITION CO		2014-02-06	2014-04-21
85 COMMVault SYSTEMS INC		2009-07-08	2014-04-22
165 COMMVault SYSTEMS INC		2009-07-08	2014-04-22
49 MEAD JOHNSON NUTRITION CO		2014-02-06	2014-04-22
47 COMMVault SYSTEMS INC		2009-07-08	2014-04-23

Form 990PF Part IV - Capital Gains and Losses for Tax on Investment Income - Columns e - h

(e) Gross sales price	(f) Depreciation allowed (or allowable)	(g) Cost or other basis plus expense of sale	(h) Gain or (loss) (e) plus (f) minus (g)
7,440		1,262	6,178
6,519		2,333	4,186
17,051		16,517	534
9,598		8,585	1,013
5,471		1,852	3,619
5,159		4,657	502
5,698		1,332	4,366
11,108		2,586	8,522
4,181		3,716	465
3,160		736	2,424

Form 990PF Part IV - Capital Gains and Losses for Tax on Investment Income - Columns i - l

Complete only for assets showing gain in column (h) and owned by the foundation on 12/31/69			(l) Gains (Col (h) gain minus col (k), but not less than -0-) or Losses (from col (h))
(i) F M V as of 12/31/69	(j) Adjusted basis as of 12/31/69	(k) Excess of col (i) over col (j), if any	
			6,178
			4,186
			534
			1,013
			3,619
			502
			4,366
			8,522
			465
			2,424

Form 990PF Part IV - Capital Gains and Losses for Tax on Investment Income - Columns a - d

(a) List and describe the kind(s) of property sold (e g , real estate, 2-story brick warehouse, or common stock, 200 shs MLC Co)	(b) How acquired P—Purchase D—Donation	(c) Date acquired (mo , day, yr)	(d) Date sold (mo , day, yr)
2321 FIRSTMERIT CORP		2013-06-04	2014-04-23
65 MEAD JOHNSON NUTRITION CO		2014-02-06	2014-04-23
87 MEAD JOHNSON NUTRITION CO		2014-02-06	2014-04-24
65000 ATT INC 5 500% 2/01/18		2012-08-21	2014-04-25
55000 ATT INC 5 500% 2/01/18		2014-02-11	2014-04-25
423 FIRSTMERIT CORP		2013-06-04	2014-04-25
2416 ACCELRY S INC		2013-03-19	2014-04-28
2145 ACCELRY S INC		2013-12-10	2014-04-28
9861 933 BROWN ADVISORY MORT SEC INV		2013-12-26	2014-04-28
1024 FIRSTMERIT CORP		2013-06-05	2014-04-28

Form 990PF Part IV - Capital Gains and Losses for Tax on Investment Income - Columns e - h

(e) Gross sales price	(f) Depreciation allowed (or allowable)	(g) Cost or other basis plus expense of sale	(h) Gain or (loss) (e) plus (f) minus (g)
44,188		43,930	258
5,503		4,929	574
7,547		6,598	949
73,746		74,180	-434
62,400		62,427	-27
8,139		7,978	161
30,200		22,745	7,455
26,813		18,032	8,781
100,000		98,619	1,381
19,724		19,176	548

Form 990PF Part IV - Capital Gains and Losses for Tax on Investment Income - Columns i - l

Complete only for assets showing gain in column (h) and owned by the foundation on 12/31/69			(l) Gains (Col (h) gain minus col (k), but not less than -0-) or Losses (from col (h))
(i) F M V as of 12/31/69	(j) Adjusted basis as of 12/31/69	(k) Excess of col (i) over col (j), if any	
			258
			574
			949
			-434
			-27
			161
			7,455
			8,781
			1,381
			548

Form 990PF Part IV - Capital Gains and Losses for Tax on Investment Income - Columns a - d

(a) List and describe the kind(s) of property sold (e g , real estate, 2-story brick warehouse, or common stock, 200 shs MLC Co)	(b) How acquired P—Purchase D—Donation	(c) Date acquired (mo , day, yr)	(d) Date sold (mo , day, yr)
65 SUSSE PETROLEUM PARTNERS LP		2013-06-17	2014-04-28
255 SUSSE PETROLEUM PARTNERS LP		2013-02-05	2014-04-28
1012 FIRSTMERIT CORP		2013-05-29	2014-04-29
1 SUSSE PETROLEUM PARTNERS LP		2012-11-26	2014-04-29
319 SUSSE PETROLEUM PARTNERS LP		2013-06-25	2014-04-29
165 AARONS INC		2014-01-14	2014-04-30
210000 APPLE INC 0 48218% 5/03/18		2014-03-31	2014-04-30
8 ROADRUNNER TRANSPORTATION SY		2013-12-10	2014-04-30
129 ROADRUNNER TRANSPORTATION SY		2010-10-13	2014-04-30
480 SUSSE PETROLEUM PARTNERS LP		2012-11-26	2014-04-30

Form 990PF Part IV - Capital Gains and Losses for Tax on Investment Income - Columns e - h

(e) Gross sales price	(f) Depreciation allowed (or allowable)	(g) Cost or other basis plus expense of sale	(h) Gain or (loss) (e) plus (f) minus (g)
2,892		1,829	1,063
11,347		7,213	4,134
19,371		18,879	492
43		24	19
13,637		8,919	4,718
4,866		4,399	467
210,084		210,013	71
197		209	-12
3,177		1,543	1,634
19,974		10,763	9,211

Form 990PF Part IV - Capital Gains and Losses for Tax on Investment Income - Columns i - l

Complete only for assets showing gain in column (h) and owned by the foundation on 12/31/69			(l) Gains (Col (h) gain minus col (k), but not less than -0-) or Losses (from col (h))
(i) F M V as of 12/31/69	(j) Adjusted basis as of 12/31/69	(k) Excess of col (i) over col (j), if any	
			1,063
			4,134
			492
			19
			4,718
			467
			71
			-12
			1,634
			9,211

Form 990PF Part IV - Capital Gains and Losses for Tax on Investment Income - Columns a - d

(a) List and describe the kind(s) of property sold (e g , real estate, 2-story brick warehouse, or common stock, 200 shs MLC Co)	(b) How acquired P—Purchase D—Donation	(c) Date acquired (mo , day, yr)	(d) Date sold (mo , day, yr)
331 AARONS INC		2014-01-14	2014-05-01
240 SUSSE PETROLEUM PARTNERS LP		2012-09-19	2014-05-01
325 SUSSE PETROLEUM PARTNERS LP		2012-09-19	2014-05-01
1050 FLUOR CORP NEW COM		2012-06-01	2014-05-02
275000 U S TREASURY NT 0 250% 7/15/15		2014-03-24	2014-05-02
9 VOLCANO CORP		2009-10-13	2014-05-02
18 VOLCANO CORP		2013-12-10	2014-05-02
433 MAIDEN HOLDINGS LTD		2013-04-18	2014-05-02
548 AARONS INC		2014-01-14	2014-05-05
165 DST SYSTEMS INC-DEL		2011-02-22	2014-05-05

Form 990PF Part IV - Capital Gains and Losses for Tax on Investment Income - Columns e - h

(e) Gross sales price	(f) Depreciation allowed (or allowable)	(g) Cost or other basis plus expense of sale	(h) Gain or (loss) (e) plus (f) minus (g)
9,770		8,824	946
10,157		4,920	5,237
13,766		6,663	7,103
79,863		49,856	30,007
275,333		275,118	215
156		146	10
313		411	-98
5,513		4,248	1,265
16,691		14,610	2,081
15,264		8,252	7,012

Form 990PF Part IV - Capital Gains and Losses for Tax on Investment Income - Columns i - l

Complete only for assets showing gain in column (h) and owned by the foundation on 12/31/69			(l) Gains (Col (h) gain minus col (k), but not less than -0-) or Losses (from col (h))
(i) F M V as of 12/31/69	(j) Adjusted basis as of 12/31/69	(k) Excess of col (i) over col (j), if any	
			946
			5,237
			7,103
			30,007
			215
			10
			-98
			1,265
			2,081
			7,012

Form 990PF Part IV - Capital Gains and Losses for Tax on Investment Income - Columns a - d

(a) List and describe the kind(s) of property sold (e g , real estate, 2-story brick warehouse, or common stock, 200 shs MLC Co)	(b) How acquired P—Purchase D—Donation	(c) Date acquired (mo , day, yr)	(d) Date sold (mo , day, yr)
275000 U S TREASURY NT 0 250% 7/15/15		2014-03-24	2014-05-05
82 COSTCO WHOLESALE CORPORATION		2013-02-06	2014-05-06
185 DST SYSTEMS INC-DEL		2011-02-22	2014-05-06
26 APPLE COMPUTER INC		2013-06-27	2014-05-07
9 APPLE COMPUTER INC		2009-01-16	2014-05-07
127 COSTCO WHOLESALE CORPORATION		2009-06-23	2014-05-07
322 QUIKSILVER INC		2014-03-28	2014-05-08
63 FLUOR CORP NEW COM		2010-11-22	2014-05-12
274 QUIKSILVER INC		2014-04-04	2014-05-12
90 SCHLUMBERGER LTD		2013-04-16	2014-05-12

Form 990PF Part IV - Capital Gains and Losses for Tax on Investment Income - Columns e - h

(e) Gross sales price	(f) Depreciation allowed (or allowable)	(g) Cost or other basis plus expense of sale	(h) Gain or (loss) (e) plus (f) minus (g)
275,333		275,118	215
9,293		7,319	1,974
17,084		9,252	7,832
15,375		10,273	5,102
5,322		729	4,593
14,245		5,764	8,481
2,130		2,418	-288
4,813		3,615	1,198
1,801		2,046	-245
9,025		6,564	2,461

Form 990PF Part IV - Capital Gains and Losses for Tax on Investment Income - Columns i - l

Complete only for assets showing gain in column (h) and owned by the foundation on 12/31/69			(l) Gains (Col (h) gain minus col (k), but not less than -0-) or Losses (from col (h))
(i) F M V as of 12/31/69	(j) Adjusted basis as of 12/31/69	(k) Excess of col (i) over col (j), if any	
			215
			1,974
			7,832
			5,102
			4,593
			8,481
			-288
			1,198
			-245
			2,461

Form 990PF Part IV - Capital Gains and Losses for Tax on Investment Income - Columns a - d

(a) List and describe the kind(s) of property sold (e g , real estate, 2-story brick warehouse, or common stock, 200 shs MLC Co)	(b) How acquired P—Purchase D—Donation	(c) Date acquired (mo , day, yr)	(d) Date sold (mo , day, yr)
88 FLUOR CORP NEW COM		2010-11-22	2014-05-13
140000 METLIFE INC 1 756% 12/15/17		2014-02-11	2014-05-13
31 FLUOR CORP NEW COM		2010-11-22	2014-05-14
57 QUIKSILVER INC		2014-04-04	2014-05-14
75000 SIMON PROP GP 2 150% 9/15/17		2014-02-11	2014-05-14
60000 SIMON PROP GP 2 150% 9/15/17		2012-07-09	2014-05-14
41 FLUOR CORP NEW COM		2010-11-22	2014-05-15
39 FLUOR CORP NEW COM		2010-11-22	2014-05-16
76 QUIKSILVER INC		2014-04-04	2014-05-16
45 QUIKSILVER INC		2013-09-29	2014-05-16

Form 990PF Part IV - Capital Gains and Losses for Tax on Investment Income - Columns e - h

(e) Gross sales price	(f) Depreciation allowed (or allowable)	(g) Cost or other basis plus expense of sale	(h) Gain or (loss) (e) plus (f) minus (g)
6,770		5,050	1,720
141,476		139,745	1,731
2,361		1,779	582
359		429	-70
77,235		76,645	590
61,788		60,291	1,497
3,042		2,353	689
2,859		2,238	621
459		559	-100
272		351	-79

Form 990PF Part IV - Capital Gains and Losses for Tax on Investment Income - Columns i - l

Complete only for assets showing gain in column (h) and owned by the foundation on 12/31/69			(l) Gains (Col (h) gain minus col (k), but not less than -0-) or Losses (from col (h))
(i) F M V as of 12/31/69	(j) Adjusted basis as of 12/31/69	(k) Excess of col (i) over col (j), if any	
			1,720
			1,731
			582
			-70
			590
			1,497
			689
			621
			-100
			-79

Form 990PF Part IV - Capital Gains and Losses for Tax on Investment Income - Columns a - d

(a) List and describe the kind(s) of property sold (e g , real estate, 2-story brick warehouse, or common stock, 200 shs MLC Co)	(b) How acquired P—Purchase D—Donation	(c) Date acquired (mo , day, yr)	(d) Date sold (mo , day, yr)
PROCEEDS FROM SECURITIES LITIGATION			2014-05-16
PROCEEDS FROM SECURITIES LITIGATION			2014-05-16
29 FLUOR CORP NEW COM		2010-11-22	2014-05-19
1355 HARTFORD FINANCIAL SERVICES GROUP INC		2013-02-06	2014-05-19
PROCEEDS FROM SECURITIES LITIGATION			2014-05-20
PROCEEDS FROM SECURITIES LITIGATION			2014-05-20
33 APPLE COMPUTER INC		2014-03-28	2014-05-21
11 FLUOR CORP NEW COM		2010-11-22	2014-05-22
53 FLUOR CORP NEW COM		2010-11-22	2014-05-23
81 INCYTE PHARMACEUTICALS INC		2011-12-15	2014-05-23

Form 990PF Part IV - Capital Gains and Losses for Tax on Investment Income - Columns e - h

(e) Gross sales price	(f) Depreciation allowed (or allowable)	(g) Cost or other basis plus expense of sale	(h) Gain or (loss) (e) plus (f) minus (g)
55			55
152			152
2,139		1,664	475
46,267		32,327	13,940
1,104			1,104
3,175			3,175
19,963		17,744	2,219
814		631	183
3,928		3,041	887
3,819		1,088	2,731

Form 990PF Part IV - Capital Gains and Losses for Tax on Investment Income - Columns i - l

Complete only for assets showing gain in column (h) and owned by the foundation on 12/31/69			(l) Gains (Col (h) gain minus col (k), but not less than -0-) or Losses (from col (h))
(i) F M V as of 12/31/69	(j) Adjusted basis as of 12/31/69	(k) Excess of col (i) over col (j), if any	
			55
			152
			475
			13,940
			1,104
			3,175
			2,219
			183
			887
			2,731

Form 990PF Part IV - Capital Gains and Losses for Tax on Investment Income - Columns a - d

(a) List and describe the kind(s) of property sold (e g , real estate, 2-story brick warehouse, or common stock, 200 shs MLC Co)	(b) How acquired P—Purchase D—Donation	(c) Date acquired (mo , day, yr)	(d) Date sold (mo , day, yr)
140000 CARNIVAL CORP 1 875% 12/15/17		2014-01-16	2014-05-27
415 M & T BK CORP COM		2013-05-09	2014-05-27
144 QUIKSILVER INC		2014-04-04	2014-05-27
107 ROGERS COMMUNICATIONS INC CL B		2014-03-28	2014-05-27
42 SCHLUMBERGER LTD		2013-04-16	2014-05-27
2166 BOINGO WIRELESS INC		2013-02-21	2014-05-29
241 QUIKSILVER INC		2014-04-04	2014-05-29
1408 SYNOVUS FINANCIAL CORP		2013-02-05	2014-05-29
184 BOINGO WIRELESS INC		2013-02-21	2014-05-30
39 SCHLUMBERGER LTD		2013-04-15	2014-05-30

Form 990PF Part IV - Capital Gains and Losses for Tax on Investment Income - Columns e - h

(e) Gross sales price	(f) Depreciation allowed (or allowable)	(g) Cost or other basis plus expense of sale	(h) Gain or (loss) (e) plus (f) minus (g)
140,862		137,265	3,597
50,380		43,002	7,378
925		1,096	-171
4,503		4,436	67
4,293		3,037	1,256
15,121		17,574	-2,453
1,477		1,750	-273
3		3	
1,286		1,479	-193
4,048		2,809	1,239

Form 990PF Part IV - Capital Gains and Losses for Tax on Investment Income - Columns i - l

Complete only for assets showing gain in column (h) and owned by the foundation on 12/31/69			(l) Gains (Col (h) gain minus col (k), but not less than -0-) or Losses (from col (h))
(i) F M V as of 12/31/69	(j) Adjusted basis as of 12/31/69	(k) Excess of col (i) over col (j), if any	
			3,597
			7,378
			-171
			67
			1,256
			-2,453
			-273
			-193
			1,239

Form 990PF Part IV - Capital Gains and Losses for Tax on Investment Income - Columns a - d

(a) List and describe the kind(s) of property sold (e g , real estate, 2-story brick warehouse, or common stock, 200 shs MLC Co)	(b) How acquired P—Purchase D—Donation	(c) Date acquired (mo , day, yr)	(d) Date sold (mo , day, yr)
58 INCYTE PHARMACEUTICALS INC		2011-12-15	2014-06-02
163 QUIKSILVER INC		2014-03-04	2014-06-02
205 BOINGO WIRELESS INC		2013-02-21	2014-06-03
132 CME GROUP INC		2014-01-14	2014-06-03
132 CANADIAN PACIFIC RAILWAY LTD		2014-01-14	2014-06-03
638 QUIKSILVER INC		2014-04-23	2014-06-03
931 QUIKSILVER INC		2013-06-17	2014-06-03
621 QUIKSILVER INC		2013-03-25	2014-06-03
84 QUIKSILVER INC		2013-06-20	2014-06-03
1468 QUIKSILVER INC		2013-03-26	2014-06-03

Form 990PF Part IV - Capital Gains and Losses for Tax on Investment Income - Columns e - h

(e) Gross sales price	(f) Depreciation allowed (or allowable)	(g) Cost or other basis plus expense of sale	(h) Gain or (loss) (e) plus (f) minus (g)
2,742		779	1,963
940		1,172	-232
1,306		1,648	-342
9,369		9,930	-561
22,602		19,737	2,865
2,121		4,190	-2,069
3,076		5,959	-2,883
2,052		3,963	-1,911
277		525	-248
4,842		9,266	-4,424

Form 990PF Part IV - Capital Gains and Losses for Tax on Investment Income - Columns i - l

Complete only for assets showing gain in column (h) and owned by the foundation on 12/31/69			(l) Gains (Col (h) gain minus col (k), but not less than -0-) or Losses (from col (h))
(i) F M V as of 12/31/69	(j) Adjusted basis as of 12/31/69	(k) Excess of col (i) over col (j), if any	
			1,963
			-232
			-342
			-561
			2,865
			-2,069
			-2,883
			-1,911
			-248
			-4,424

Form 990PF Part IV - Capital Gains and Losses for Tax on Investment Income - Columns a - d

(a) List and describe the kind(s) of property sold (e g , real estate, 2-story brick warehouse, or common stock, 200 shs MLC Co)	(b) How acquired P—Purchase D—Donation	(c) Date acquired (mo , day, yr)	(d) Date sold (mo , day, yr)
1411 QUIKSILVER INC		2013-04-23	2014-06-03
278 QUIKSILVER INC		2013-06-20	2014-06-03
87 KEMPER CORP		2013-08-09	2014-06-04
128 KEMPER CORP		2013-02-05	2014-06-04
344 BOINGO WIRELESS INC		2013-02-21	2014-06-05
1880 CYS INVESTMENTS INC		2013-02-05	2014-06-05
275 KEMPER CORP		2013-02-05	2014-06-05
206 ACCENTURE PLC CL A		2014-03-28	2014-06-05
168 BOINGO WIRELESS INC		2013-02-19	2014-06-06
245 CME GROUP INC		2014-01-14	2014-06-09

Form 990PF Part IV - Capital Gains and Losses for Tax on Investment Income - Columns e - h

(e) Gross sales price	(f) Depreciation allowed (or allowable)	(g) Cost or other basis plus expense of sale	(h) Gain or (loss) (e) plus (f) minus (g)
4,939		8,642	-3,703
973		1,738	-765
3,078		3,041	37
4,529		4,316	213
2,178		2,764	-586
17,024		23,169	-6,145
9,727		9,272	455
17,195		16,307	888
1,072		1,347	-275
17,298		18,431	-1,133

Form 990PF Part IV - Capital Gains and Losses for Tax on Investment Income - Columns i - l

Complete only for assets showing gain in column (h) and owned by the foundation on 12/31/69			(l) Gains (Col (h) gain minus col (k), but not less than -0-) or Losses (from col (h))
(i) F M V as of 12/31/69	(j) Adjusted basis as of 12/31/69	(k) Excess of col (i) over col (j), if any	
			-3,703
			-765
			37
			213
			-586
			-6,145
			455
			888
			-275
			-1,133

Form 990PF Part IV - Capital Gains and Losses for Tax on Investment Income - Columns a - d

(a) List and describe the kind(s) of property sold (e g , real estate, 2-story brick warehouse, or common stock, 200 shs MLC Co)	(b) How acquired P—Purchase D—Donation	(c) Date acquired (mo , day, yr)	(d) Date sold (mo , day, yr)
753 75 NOW INC DE WI		2013-02-22	2014-06-09
66 25 NOW INC DE WI		2014-05-02	2014-06-09
478 BOINGO WIRELESS INC		2013-02-19	2014-06-10
20 COVANCE INC		2009-04-27	2014-06-10
48 DIGITALGLOBE INC		2014-02-03	2014-06-10
383 ROGERS COMMUNICATIONS INC CL B		2014-03-28	2014-06-10
14 COVANCE INC		2009-04-27	2014-06-11
24 COVANCE INC		2009-04-27	2014-06-11
41 DIGITALGLOBE INC		2014-02-03	2014-06-11
8 AMBER ROAD INC		2014-03-21	2014-06-12

Form 990PF Part IV - Capital Gains and Losses for Tax on Investment Income - Columns e - h

(e) Gross sales price	(f) Depreciation allowed (or allowable)	(g) Cost or other basis plus expense of sale	(h) Gain or (loss) (e) plus (f) minus (g)
24,276		18,739	5,537
2,134		2,139	-5
3,118		3,833	-715
1,744		740	1,004
1,477		1,909	-432
15,697		15,655	42
1,220		518	702
2,096		888	1,208
1,291		1,539	-248
115		104	11

Form 990PF Part IV - Capital Gains and Losses for Tax on Investment Income - Columns i - l

Complete only for assets showing gain in column (h) and owned by the foundation on 12/31/69			(l) Gains (Col (h) gain minus col (k), but not less than -0-) or Losses (from col (h))
(i) F M V as of 12/31/69	(j) Adjusted basis as of 12/31/69	(k) Excess of col (i) over col (j), if any	
			5,537
			-5
			-715
			1,004
			-432
			42
			702
			1,208
			-248
			11

Form 990PF Part IV - Capital Gains and Losses for Tax on Investment Income - Columns a - d

(a) List and describe the kind(s) of property sold (e g , real estate, 2-story brick warehouse, or common stock, 200 shs MLC Co)	(b) How acquired P—Purchase D—Donation	(c) Date acquired (mo , day, yr)	(d) Date sold (mo , day, yr)
8 COVANCE INC		2009-04-27	2014-06-12
415000 U S TREASURY NT O 250% 7/15/15		2014-03-24	2014-06-12
1412499 U S TREASURY I P S O 125% 4/15/18		2014-01-15	2014-06-12
210000 AT T INC O 91465% 3/11/19		2014-04-30	2014-06-13
106 AMBER ROAD INC		2014-03-21	2014-06-13
205000 AMERICAN EXPRESS O 83628% 5/22/18		2014-04-03	2014-06-13
25000 AVALONBAY COMMUN MTN 5 750% 9/15/16		2014-02-11	2014-06-13
100000 AVALONBAY COMMUN MTN 5 750% 9/15/16		2013-05-31	2014-06-13
205000 BB&T CORP MTN 1 09335% 6/15/18		2014-04-16	2014-06-13
205000 BANK MONTREAL MTN O 88346% 4/09/18		2014-04-14	2014-06-13

Form 990PF Part IV - Capital Gains and Losses for Tax on Investment Income - Columns e - h

(e) Gross sales price	(f) Depreciation allowed (or allowable)	(g) Cost or other basis plus expense of sale	(h) Gain or (loss) (e) plus (f) minus (g)
696		296	400
415,421		415,162	259
1,453,219		1,452,992	227
211,455		211,392	63
1,515		1,378	137
206,269		205,324	945
27,622		27,632	-10
110,488		108,847	1,641
208,254		207,070	1,184
206,443		205,723	720

Form 990PF Part IV - Capital Gains and Losses for Tax on Investment Income - Columns i - l

Complete only for assets showing gain in column (h) and owned by the foundation on 12/31/69			(l) Gains (Col (h) gain minus col (k), but not less than -0-) or Losses (from col (h))
(i) F M V as of 12/31/69	(j) Adjusted basis as of 12/31/69	(k) Excess of col (i) over col (j), if any	
			400
			259
			227
			63
			137
			945
			-10
			1,641
			1,184
			720

Form 990PF Part IV - Capital Gains and Losses for Tax on Investment Income - Columns a - d

(a) List and describe the kind(s) of property sold (e g , real estate, 2-story brick warehouse, or common stock, 200 shs MLC Co)	(b) How acquired P—Purchase D—Donation	(c) Date acquired (mo , day, yr)	(d) Date sold (mo , day, yr)
205000 BANK NEW YORK MTN 0 78535% 8/01/18		2014-05-02	2014-06-13
55000 BERKLEY CORP 5 600% 5/15/15		2012-04-19	2014-06-13
145 BOINGO WIRELESS INC		2013-02-14	2014-06-13
235000 CEDAR RAPIDS IA REF 3 000% 6/01/16		2013-09-04	2014-06-13
135000 CELGENE CORP 2 300% 8/15/18		2014-03-12	2014-06-13
170000 CLAYTON CNTY GA 0 670% 5/01/15		2014-01-29	2014-06-13
10000 EASTMAN CHEMICAL CO 2 400% 6/01/17		2014-02-27	2014-06-13
125000 EASTMAN CHEMICAL CO 2 400% 6/01/17		2013-05-07	2014-06-13
135000 ENERGY TRANSFER 5 950% 2/01/15		2014-03-21	2014-06-13
105000 ILLINOIS ST 4 000% 7/01/15		2013-06-27	2014-06-13

Form 990PF Part IV - Capital Gains and Losses for Tax on Investment Income - Columns e - h

(e) Gross sales price	(f) Depreciation allowed (or allowable)	(g) Cost or other basis plus expense of sale	(h) Gain or (loss) (e) plus (f) minus (g)
206,308		206,357	-49
57,230		56,425	805
935		1,163	-228
246,506		244,765	1,741
136,455		136,069	386
170,325		170,413	-88
10,239		10,267	-28
127,989		127,640	349
139,180		139,357	-177
108,604		107,908	696

Form 990PF Part IV - Capital Gains and Losses for Tax on Investment Income - Columns i - l

Complete only for assets showing gain in column (h) and owned by the foundation on 12/31/69			(l) Gains (Col (h) gain minus col (k), but not less than -0-) or Losses (from col (h))
(i) F M V as of 12/31/69	(j) Adjusted basis as of 12/31/69	(k) Excess of col (i) over col (j), if any	
			-49
			805
			-228
			1,741
			386
			-88
			-28
			349
			-177
			696

Form 990PF Part IV - Capital Gains and Losses for Tax on Investment Income - Columns a - d

(a) List and describe the kind(s) of property sold (e g , real estate, 2-story brick warehouse, or common stock, 200 shs MLC Co)	(b) How acquired P—Purchase D—Donation	(c) Date acquired (mo , day, yr)	(d) Date sold (mo , day, yr)
65000 ILLINOIS ST SALES 1 064% 6/15/15		2012-05-10	2014-06-13
205000 MERCK CO INC 0 59229% 5/18/18		2014-04-03	2014-06-13
110000 METLIFE INC 7 717% 2/15/19		2014-05-13	2014-06-13
85000 NASSAU CNTY NY 0 856% 11/15/15		2012-10-04	2014-06-13
95000 NEW ROCHELLE NY REF		2013-04-02	2014-06-13
100000 ONEOK PARTNERS 6 150% 10/01/16		2013-05-31	2014-06-13
25000 ONEOK PARTNERS 6 150% 10/01/16		2014-02-11	2014-06-13
165000 OREGON ST DEPT OF 0 480% 4/01/15		2014-01-29	2014-06-13
125000 REGENCY CENTERS 5 875% 6/15/17		2014-05-14	2014-06-13
50000 TOBACCO SECUR ATH MN 3 093% 3/01/15		2012-05-14	2014-06-13

Form 990PF Part IV - Capital Gains and Losses for Tax on Investment Income - Columns e - h

(e) Gross sales price	(f) Depreciation allowed (or allowable)	(g) Cost or other basis plus expense of sale	(h) Gain or (loss) (e) plus (f) minus (g)
65,330		65,000	330
205,550		205,741	-191
136,433		137,362	-929
85,257		85,000	257
95,007		95,087	-80
111,493		110,937	556
27,873		27,781	92
165,040		165,137	-97
140,206		140,616	-410
50,729		50,404	325

Form 990PF Part IV - Capital Gains and Losses for Tax on Investment Income - Columns i - l

Complete only for assets showing gain in column (h) and owned by the foundation on 12/31/69			(l) Gains (Col (h) gain minus col (k), but not less than -0-) or Losses (from col (h))
(i) F M V as of 12/31/69	(j) Adjusted basis as of 12/31/69	(k) Excess of col (i) over col (j), if any	
			330
			-191
			-929
			257
			-80
			556
			92
			-97
			-410
			325

Form 990PF Part IV - Capital Gains and Losses for Tax on Investment Income - Columns a - d

(a) List and describe the kind(s) of property sold (e g , real estate, 2-story brick warehouse, or common stock, 200 shs MLC Co)	(b) How acquired P—Purchase D—Donation	(c) Date acquired (mo , day, yr)	(d) Date sold (mo , day, yr)
205000 TORONTO DOM MTN 0 78585% 4/30/18		2014-05-05	2014-06-13
210000 TOYOTA MOTOR MTN 0 61635% 1/17/19		2014-04-01	2014-06-13
135000 TRANSATLANTIC HLDGS 5 750% 12/14/15		2014-03-03	2014-06-13
140000 US BANCORP MTN 0 66339% 4/25/19		2014-04-22	2014-06-13
200000 VERIZON 2 0206% 9/14/18		2014-04-08	2014-06-13
62 VISA INC		2013-08-21	2014-06-13
38 VISA INC		2013-08-21	2014-06-16
187 BOINGO WIRELESS INC		2013-02-14	2014-06-17
100 CORE MARK HLDG CO INC		2013-02-05	2014-06-17
150 ECHOSTAR CORPORATION A		2011-02-25	2014-06-17

Form 990PF Part IV - Capital Gains and Losses for Tax on Investment Income - Columns e - h

(e) Gross sales price	(f) Depreciation allowed (or allowable)	(g) Cost or other basis plus expense of sale	(h) Gain or (loss) (e) plus (f) minus (g)
206,572		206,592	-20
210,815		210,221	594
144,225		144,610	-385
139,962		140,189	-227
210,798		210,680	118
13,091		11,180	1,911
7,986		6,852	1,134
1,195		1,499	-304
8,923		4,927	3,996
7,773		5,415	2,358

Form 990PF Part IV - Capital Gains and Losses for Tax on Investment Income - Columns i - l

Complete only for assets showing gain in column (h) and owned by the foundation on 12/31/69			(l) Gains (Col (h) gain minus col (k), but not less than -0-) or Losses (from col (h))
(i) F M V as of 12/31/69	(j) Adjusted basis as of 12/31/69	(k) Excess of col (i) over col (j), if any	
			-20
			594
			-385
			-227
			118
			1,911
			1,134
			-304
			3,996
			2,358

Form 990PF Part IV - Capital Gains and Losses for Tax on Investment Income - Columns a - d

(a) List and describe the kind(s) of property sold (e g , real estate, 2-story brick warehouse, or common stock, 200 shs MLC Co)	(b) How acquired P—Purchase D—Donation	(c) Date acquired (mo , day, yr)	(d) Date sold (mo , day, yr)
200 KEMPER CORP		2013-02-05	2014-06-17
675000 U S TREASURY BD 3 625% 2/15/44		2014-06-13	2014-06-17
26 VISA INC		2013-08-21	2014-06-17
310 BOINGO WIRELESS INC		2013-02-15	2014-06-18
846 BOINGO WIRELESS INC		2013-02-13	2014-06-19
44 HARMAN INTERNATIONAL		2009-04-15	2014-06-19
3 PRICE SMART INC		2013-12-10	2014-06-19
14 PRICE SMART INC		2012-07-12	2014-06-19
65 UNITED RENTALS INC		2012-07-18	2014-06-19
38 VISA INC		2013-08-21	2014-06-19

Form 990PF Part IV - Capital Gains and Losses for Tax on Investment Income - Columns e - h

(e) Gross sales price	(f) Depreciation allowed (or allowable)	(g) Cost or other basis plus expense of sale	(h) Gain or (loss) (e) plus (f) minus (g)
7,338		6,727	611
699,311		700,866	-1,555
5,481		4,688	793
1,971		2,483	-512
5,349		6,735	-1,386
4,557		750	3,807
271		359	-88
1,262		940	322
6,760		1,955	4,805
7,999		6,852	1,147

Form 990PF Part IV - Capital Gains and Losses for Tax on Investment Income - Columns i - l

Complete only for assets showing gain in column (h) and owned by the foundation on 12/31/69			(l) Gains (Col (h) gain minus col (k), but not less than -0-) or Losses (from col (h))
(i) F M V as of 12/31/69	(j) Adjusted basis as of 12/31/69	(k) Excess of col (i) over col (j), if any	
			611
			-1,555
			793
			-512
			-1,386
			3,807
			-88
			322
			4,805
			1,147

Form 990PF Part IV - Capital Gains and Losses for Tax on Investment Income - Columns a - d

(a) List and describe the kind(s) of property sold (e g , real estate, 2-story brick warehouse, or common stock, 200 shs MLC Co)	(b) How acquired P—Purchase D—Donation	(c) Date acquired (mo , day, yr)	(d) Date sold (mo , day, yr)
213 BOINGO WIRELESS INC		2012-01-26	2014-06-20
435 CYS INVESTMENTS INC		2013-04-18	2014-06-20
25 HARMAN INTERNATIONAL		2009-04-15	2014-06-20
7 PRICE SMART INC		2012-07-12	2014-06-20
96 SUSSEY HOLDINGS CORP		2013-02-05	2014-06-20
1722 BOINGO WIRELESS INC		2013-02-08	2014-06-23
610 CYS INVESTMENTS INC		2010-09-21	2014-06-23
184 DIGITALGLOBE INC		2014-02-03	2014-06-23
5 NOW INC DE WI		2011-09-30	2014-06-23
5 NOW INC DE WI		2014-05-22	2014-06-23

Form 990PF Part IV - Capital Gains and Losses for Tax on Investment Income - Columns e - h

(e) Gross sales price	(f) Depreciation allowed (or allowable)	(g) Cost or other basis plus expense of sale	(h) Gain or (loss) (e) plus (f) minus (g)
1,355		1,685	-330
3,826		5,141	-1,315
2,596		426	2,170
604		469	135
7,678		4,033	3,645
10,992		13,252	-2,260
5,382		7,102	-1,720
5,198		6,520	-1,322
17		10	7
17		17	

Form 990PF Part IV - Capital Gains and Losses for Tax on Investment Income - Columns i - l

Complete only for assets showing gain in column (h) and owned by the foundation on 12/31/69			(l) Gains (Col (h) gain minus col (k), but not less than -0-) or Losses (from col (h))
(i) F M V as of 12/31/69	(j) Adjusted basis as of 12/31/69	(k) Excess of col (i) over col (j), if any	
			-330
			-1,315
			2,170
			135
			3,645
			-2,260
			-1,720
			-1,322
			7

Form 990PF Part IV - Capital Gains and Losses for Tax on Investment Income - Columns a - d

(a) List and describe the kind(s) of property sold (e g , real estate, 2-story brick warehouse, or common stock, 200 shs MLC Co)	(b) How acquired P—Purchase D—Donation	(c) Date acquired (mo , day, yr)	(d) Date sold (mo , day, yr)
41 PRICE SMART INC		2012-07-12	2014-06-23
84 RIGNET INC		2011-02-22	2014-06-23
374 ROGERS COMMUNICATIONS INC CL B		2013-07-31	2014-06-23
419 SUSSEY HOLDINGS CORP		2012-08-13	2014-06-23
216 BOINGO WIRELESS INC		2012-12-24	2014-06-24
930 CYS INVESTMENTS INC		2011-10-07	2014-06-24
13 DIGITALGLOBE INC		2013-09-06	2014-06-24
49 DIGITALGLOBE INC		2013-06-19	2014-06-24
13 PRICE SMART INC		2012-07-12	2014-06-24
867 BOINGO WIRELESS INC		2013-01-22	2014-06-25

Form 990PF Part IV - Capital Gains and Losses for Tax on Investment Income - Columns e - h

(e) Gross sales price	(f) Depreciation allowed (or allowable)	(g) Cost or other basis plus expense of sale	(h) Gain or (loss) (e) plus (f) minus (g)
3,565		2,749	816
4,449		1,247	3,202
14,958		14,970	-12
33,531		16,115	17,416
1,409		1,626	-217
8,199		10,594	-2,395
359		440	-81
1,352		1,595	-243
1,135		871	264
5,621		6,443	-822

Form 990PF Part IV - Capital Gains and Losses for Tax on Investment Income - Columns i - l

Complete only for assets showing gain in column (h) and owned by the foundation on 12/31/69			(l) Gains (Col (h) gain minus col (k), but not less than -0-) or Losses (from col (h))
(i) F M V as of 12/31/69	(j) Adjusted basis as of 12/31/69	(k) Excess of col (i) over col (j), if any	
			816
			3,202
			-12
			17,416
			-217
			-2,395
			-81
			-243
			264
			-822

Form 990PF Part IV - Capital Gains and Losses for Tax on Investment Income - Columns a - d

(a) List and describe the kind(s) of property sold (e g , real estate, 2-story brick warehouse, or common stock, 200 shs MLC Co)	(b) How acquired P—Purchase D—Donation	(c) Date acquired (mo , day, yr)	(d) Date sold (mo , day, yr)
738 CYS INVESTMENTS INC		2010-06-25	2014-06-25
1050 CANADIAN NATURAL RESOURCES LTD		2013-07-11	2014-06-25
16 PRICE SMART INC		2012-07-11	2014-06-25
234 ROGERS COMMUNICATIONS INC CL B		2013-08-12	2014-06-25
110000 U S TREASURY BD 3 625% 2/15/44		2014-06-09	2014-06-25
1914 CYS INVESTMENTS INC		2011-04-04	2014-06-26
25000 MORGAN STANLEY 3 800% 4/29/16		2014-02-11	2014-06-26
110000 MORGAN STANLEY 3 800% 4/29/16		2013-05-31	2014-06-26
14 PRICE SMART INC		2012-07-11	2014-06-26
127 ROGERS COMMUNICATIONS INC CL B		2013-08-12	2014-06-26

Form 990PF Part IV - Capital Gains and Losses for Tax on Investment Income - Columns e - h

(e) Gross sales price	(f) Depreciation allowed (or allowable)	(g) Cost or other basis plus expense of sale	(h) Gain or (loss) (e) plus (f) minus (g)
6,481		8,302	-1,821
47,277		33,664	13,613
1,380		1,062	318
9,357		9,253	104
115,182		114,038	1,144
16,890		21,192	-4,302
26,368		26,209	159
116,017		111,781	4,236
1,209		930	279
5,091		4,981	110

Form 990PF Part IV - Capital Gains and Losses for Tax on Investment Income - Columns i - l

Complete only for assets showing gain in column (h) and owned by the foundation on 12/31/69			(l) Gains (Col (h) gain minus col (k), but not less than -0-) or Losses (from col (h))
(i) F M V as of 12/31/69	(j) Adjusted basis as of 12/31/69	(k) Excess of col (i) over col (j), if any	
			-1,821
			13,613
			318
			104
			1,144
			-4,302
			159
			4,236
			279
			110

Form 990PF Part IV - Capital Gains and Losses for Tax on Investment Income - Columns a - d

(a) List and describe the kind(s) of property sold (e g , real estate, 2-story brick warehouse, or common stock, 200 shs MLC Co)	(b) How acquired P—Purchase D—Donation	(c) Date acquired (mo , day, yr)	(d) Date sold (mo , day, yr)
130 SCHLUMBERGER LTD		2013-02-06	2014-06-26
225 SCHLUMBERGER LTD		2013-09-16	2014-06-26
957 BOINGO WIRELESS INC		2013-04-19	2014-06-27
12 PRICE SMART INC		2012-07-11	2014-06-27
467 ROGERS COMMUNICATIONS INC CL B		2013-08-21	2014-06-27
39 ACUITY BRANDS INC		2011-08-18	2014-06-30
217 CME GROUP INC		2014-01-14	2014-06-30
130562 054 DOUBLELINE EMG MKTS INC I		2012-12-05	2014-06-30
1878 757 DOUBLELINE EMG MKTS INC I		2013-12-04	2014-06-30
332 ROGERS COMMUNICATIONS INC CL B		2013-08-21	2014-06-30

Form 990PF Part IV - Capital Gains and Losses for Tax on Investment Income - Columns e - h

(e) Gross sales price	(f) Depreciation allowed (or allowable)	(g) Cost or other basis plus expense of sale	(h) Gain or (loss) (e) plus (f) minus (g)
15,159		10,273	4,886
26,237		19,573	6,664
6,393		6,198	195
1,028		797	231
18,735		18,169	566
5,379		1,646	3,733
15,492		16,325	-833
1,417,904		1,359,926	57,978
20,403		19,088	1,315
13,369		12,876	493

Form 990PF Part IV - Capital Gains and Losses for Tax on Investment Income - Columns i - l

Complete only for assets showing gain in column (h) and owned by the foundation on 12/31/69			(l) Gains (Col (h) gain minus col (k), but not less than -0-) or Losses (from col (h))
(i) F M V as of 12/31/69	(j) Adjusted basis as of 12/31/69	(k) Excess of col (i) over col (j), if any	
			4,886
			6,664
			195
			231
			566
			3,733
			-833
			57,978
			1,315
			493

Form 990PF Part IV - Capital Gains and Losses for Tax on Investment Income - Columns a - d

(a) List and describe the kind(s) of property sold (e g , real estate, 2-story brick warehouse, or common stock, 200 shs MLC Co)	(b) How acquired P—Purchase D—Donation	(c) Date acquired (mo , day, yr)	(d) Date sold (mo , day, yr)
100 ACUITY BRANDS INC		2011-08-18	2014-07-01
150000 APPLE INC 0 00001% 5/06/19		2014-04-30	2014-07-01
60000 APPLE INC 0 00001% 5/06/19		2014-04-29	2014-07-01
137 CME GROUP INC		2014-01-14	2014-07-01
132 CORE MARK HLDG CO INC		2013-02-05	2014-07-01
7 COSTAR GROUP		2011-08-08	2014-07-01
2154 NORTHSTAR REALTY FINANCE		2014-01-29	2014-07-01
69 SCHLUMBERGER LTD		2013-04-15	2014-07-01
38 ACUITY BRANDS INC		2011-08-18	2014-07-02
517 CME GROUP INC		2014-03-28	2014-07-02

Form 990PF Part IV - Capital Gains and Losses for Tax on Investment Income - Columns e - h

(e) Gross sales price	(f) Depreciation allowed (or allowable)	(g) Cost or other basis plus expense of sale	(h) Gain or (loss) (e) plus (f) minus (g)
12,136		4,137	7,999
150,008		150,083	-75
60,032		60,000	32
9,736		10,307	-571
6,197		3,252	2,945
1,128		374	754
35,994		29,056	6,938
8,146		4,970	3,176
4,393		1,572	2,821
36,746		38,746	-2,000

Form 990PF Part IV - Capital Gains and Losses for Tax on Investment Income - Columns i - l

Complete only for assets showing gain in column (h) and owned by the foundation on 12/31/69			(l) Gains (Col (h) gain minus col (k), but not less than -0-) or Losses (from col (h))
(i) F M V as of 12/31/69	(j) Adjusted basis as of 12/31/69	(k) Excess of col (i) over col (j), if any	
			7,999
			-75
			32
			-571
			2,945
			754
			6,938
			3,176
			2,821
			-2,000

Form 990PF Part IV - Capital Gains and Losses for Tax on Investment Income - Columns a - d

(a) List and describe the kind(s) of property sold (e g , real estate, 2-story brick warehouse, or common stock, 200 shs MLC Co)	(b) How acquired P—Purchase D—Donation	(c) Date acquired (mo , day, yr)	(d) Date sold (mo , day, yr)
30 FAIR ISAAC & CO INC		2014-04-25	2014-07-02
4582 NORTHSTAR REALTY FINANCE		2014-02-28	2014-07-02
26 SCHLUMBERGER LTD		2013-04-15	2014-07-02
43 CORE MARK HLDG CO INC		2013-02-05	2014-07-03
40 FAIR ISAAC & CO INC		2014-04-25	2014-07-03
229999 93366 U S TREASURY BD 3 625% 2/15/44		2014-06-13	2014-07-03
395000 06634 U S TREASURY BD 3 625% 2/15/44		2014-06-09	2014-07-03
2 DIGITALGLOBE INC		2013-06-19	2014-07-07
15 DIGITALGLOBE INC		2014-02-26	2014-07-07
50 FAIR ISAAC & CO INC		2014-03-19	2014-07-07

Form 990PF Part IV - Capital Gains and Losses for Tax on Investment Income - Columns e - h

(e) Gross sales price	(f) Depreciation allowed (or allowable)	(g) Cost or other basis plus expense of sale	(h) Gain or (loss) (e) plus (f) minus (g)
1,952		1,734	218
77,242		64,834	12,408
3,063		1,873	1,190
2,011		1,059	952
2,600		2,218	382
235,984		238,300	-2,316
405,276		409,491	-4,215
56		65	-9
422		470	-48
3,211		2,719	492

Form 990PF Part IV - Capital Gains and Losses for Tax on Investment Income - Columns i - l

Complete only for assets showing gain in column (h) and owned by the foundation on 12/31/69			(l) Gains (Col (h) gain minus col (k), but not less than -0-) or Losses (from col (h))
(i) F M V as of 12/31/69	(j) Adjusted basis as of 12/31/69	(k) Excess of col (i) over col (j), if any	
			218
			12,408
			1,190
			952
			382
			-2,316
			-4,215
			-9
			-48
			492

Form 990PF Part IV - Capital Gains and Losses for Tax on Investment Income - Columns a - d

(a) List and describe the kind(s) of property sold (e g , real estate, 2-story brick warehouse, or common stock, 200 shs MLC Co)	(b) How acquired P—Purchase D—Donation	(c) Date acquired (mo , day, yr)	(d) Date sold (mo , day, yr)
19 PRICE SMART INC		2012-07-11	2014-07-07
21 SCHLUMBERGER LTD		2013-04-15	2014-07-07
111 DIGITALGLOBE INC		2014-02-26	2014-07-08
25 PRICE SMART INC		2012-07-11	2014-07-08
43 SCHLUMBERGER LTD		2013-04-15	2014-07-08
26 COVANCE INC		2009-04-27	2014-07-09
25 HARMAN INTERNATIONAL		2009-04-15	2014-07-09
36 PRICE SMART INC		2012-07-11	2014-07-09
545 QUIKSILVER INC		2013-04-16	2014-07-09
49 SCHLUMBERGER LTD		2002-12-09	2014-07-09

Form 990PF Part IV - Capital Gains and Losses for Tax on Investment Income - Columns e - h

(e) Gross sales price	(f) Depreciation allowed (or allowable)	(g) Cost or other basis plus expense of sale	(h) Gain or (loss) (e) plus (f) minus (g)
1,679		1,262	417
2,461		1,513	948
3,075		3,479	-404
2,178		1,660	518
5,023		1,575	3,448
2,208		963	1,245
2,836		426	2,410
3,164		2,371	793
1,812		3,273	-1,461
5,722		1,123	4,599

Form 990PF Part IV - Capital Gains and Losses for Tax on Investment Income - Columns i - l

Complete only for assets showing gain in column (h) and owned by the foundation on 12/31/69			(l) Gains (Col (h) gain minus col (k), but not less than -0-) or Losses (from col (h))
(i) F M V as of 12/31/69	(j) Adjusted basis as of 12/31/69	(k) Excess of col (i) over col (j), if any	
			417
			948
			-404
			518
			3,448
			1,245
			2,410
			793
			-1,461
			4,599

Form 990PF Part IV - Capital Gains and Losses for Tax on Investment Income - Columns a - d

(a) List and describe the kind(s) of property sold (e g , real estate, 2-story brick warehouse, or common stock, 200 shs MLC Co)	(b) How acquired P—Purchase D—Donation	(c) Date acquired (mo , day, yr)	(d) Date sold (mo , day, yr)
12 UNITED RENTALS INC		2012-07-18	2014-07-09
8000 AMERICAN INTL 2 300% 7/16/19		2014-07-09	2014-07-10
58 PRICE SMART INC		2012-07-10	2014-07-10
361 QUIKSILVER INC		2013-06-21	2014-07-10
81 FLUOR CORP NEW COM		2010-11-18	2014-07-11
25 INFORMATICA CORP		2013-12-10	2014-07-11
1040 GARMIN LTD		2013-08-23	2014-07-11
85 FLUOR CORP NEW COM		2010-11-18	2014-07-14
2 INFORMATICA CORP		2013-12-10	2014-07-14
3 INFORMATICA CORP		2012-07-06	2014-07-14

Form 990PF Part IV - Capital Gains and Losses for Tax on Investment Income - Columns e - h

(e) Gross sales price	(f) Depreciation allowed (or allowable)	(g) Cost or other basis plus expense of sale	(h) Gain or (loss) (e) plus (f) minus (g)
1,288		361	927
7,995		7,984	11
5,028		3,778	1,250
1,200		2,155	-955
6,240		4,645	1,595
853		992	-139
59,497		41,742	17,755
6,613		4,874	1,739
69		79	-10
103		91	12

Form 990PF Part IV - Capital Gains and Losses for Tax on Investment Income - Columns i - l

Complete only for assets showing gain in column (h) and owned by the foundation on 12/31/69			(l) Gains (Col (h) gain minus col (k), but not less than -0-) or Losses (from col (h))
(i) F M V as of 12/31/69	(j) Adjusted basis as of 12/31/69	(k) Excess of col (i) over col (j), if any	
			927
			11
			1,250
			-955
			1,595
			-139
			17,755
			1,739
			-10
			12

Form 990PF Part IV - Capital Gains and Losses for Tax on Investment Income - Columns a - d

(a) List and describe the kind(s) of property sold (e g , real estate, 2-story brick warehouse, or common stock, 200 shs MLC Co)	(b) How acquired P—Purchase D—Donation	(c) Date acquired (mo , day, yr)	(d) Date sold (mo , day, yr)
1003 ORBCOMM INC		2012-05-31	2014-07-14
316 RIVERBED TECHNOLOGY INC		2013-12-10	2014-07-14
267 RIVERBED TECHNOLOGY INC		2013-03-06	2014-07-14
57 FLUOR CORP NEW COM		2010-11-18	2014-07-15
1275 GENERAL MOTORS CO		2014-01-14	2014-07-15
532 ORBCOMM INC		2012-06-05	2014-07-15
143 RIVERBED TECHNOLOGY INC		2013-07-31	2014-07-15
25 FLUOR CORP NEW COM		2010-11-18	2014-07-16
176 GFI GROUP INC		2011-02-23	2014-07-16
766 GENERAL MOTORS CO		2014-03-28	2014-07-16

Form 990PF Part IV - Capital Gains and Losses for Tax on Investment Income - Columns e - h

(e) Gross sales price	(f) Depreciation allowed (or allowable)	(g) Cost or other basis plus expense of sale	(h) Gain or (loss) (e) plus (f) minus (g)
7,018		3,291	3,727
6,010		4,762	1,248
5,078		4,221	857
4,457		3,269	1,188
47,877		50,977	-3,100
3,739		1,737	2,002
2,612		2,133	479
1,952		1,434	518
556		822	-266
28,806		29,012	-206

Form 990PF Part IV - Capital Gains and Losses for Tax on Investment Income - Columns i - l

Complete only for assets showing gain in column (h) and owned by the foundation on 12/31/69			(l) Gains (Col (h) gain minus col (k), but not less than -0-) or Losses (from col (h))
(i) F M V as of 12/31/69	(j) Adjusted basis as of 12/31/69	(k) Excess of col (i) over col (j), if any	
			3,727
			1,248
			857
			1,188
			-3,100
			2,002
			479
			518
			-266
			-206

Form 990PF Part IV - Capital Gains and Losses for Tax on Investment Income - Columns a - d

(a) List and describe the kind(s) of property sold (e g , real estate, 2-story brick warehouse, or common stock, 200 shs MLC Co)	(b) How acquired P—Purchase D—Donation	(c) Date acquired (mo , day, yr)	(d) Date sold (mo , day, yr)
132 UNITED RENTALS INC		2012-07-27	2014-07-16
21 FLUOR CORP NEW COM		2010-11-18	2014-07-17
611 GFI GROUP INC		2011-02-23	2014-07-17
439 QUIKSILVER INC		2013-06-21	2014-07-17
24 ROADRUNNER TRANSPORTATION SY		2010-10-14	2014-07-17
33 FLUOR CORP NEW COM		2010-11-18	2014-07-18
20 FLUOR CORP NEW COM		2010-11-18	2014-07-21
185 GFI GROUP INC		2011-02-23	2014-07-21
131 HEXCEL CORP NEW COM		2011-07-18	2014-07-21
186 INFORMATICA CORP		2012-07-06	2014-07-21

Form 990PF Part IV - Capital Gains and Losses for Tax on Investment Income - Columns e - h

(e) Gross sales price	(f) Depreciation allowed (or allowable)	(g) Cost or other basis plus expense of sale	(h) Gain or (loss) (e) plus (f) minus (g)
14,240		3,935	10,305
1,619		1,204	415
1,908		2,855	-947
1,480		2,616	-1,136
662		284	378
2,534		1,892	642
1,540		1,147	393
579		864	-285
5,377		2,913	2,464
6,281		5,651	630

Form 990PF Part IV - Capital Gains and Losses for Tax on Investment Income - Columns i - l

Complete only for assets showing gain in column (h) and owned by the foundation on 12/31/69			(l) Gains (Col (h) gain minus col (k), but not less than -0-) or Losses (from col (h))
(i) F M V as of 12/31/69	(j) Adjusted basis as of 12/31/69	(k) Excess of col (i) over col (j), if any	
			10,305
			415
			-947
			-1,136
			378
			642
			393
			-285
			2,464
			630

Form 990PF Part IV - Capital Gains and Losses for Tax on Investment Income - Columns a - d

(a) List and describe the kind(s) of property sold (e g , real estate, 2-story brick warehouse, or common stock, 200 shs MLC Co)	(b) How acquired P—Purchase D—Donation	(c) Date acquired (mo , day, yr)	(d) Date sold (mo , day, yr)
93 KNIGHT TRANSN INC		2012-07-12	2014-07-21
335 SCHLUMBERGER LTD		2013-02-06	2014-07-21
28 FLUOR CORP NEW COM		2010-11-18	2014-07-22
411 QUIKSILVER INC		2013-08-19	2014-07-22
135 QUIKSILVER INC		2013-06-24	2014-07-22
126 ACCENTURE PLC CL A		2009-03-27	2014-07-22
510 APPLE COMPUTER INC		2013-02-08	2014-07-23
140 APPLE COMPUTER INC		2014-01-28	2014-07-23
9 CAVIUM INC		2012-05-14	2014-07-23
9 CAVIUM INC		2013-12-10	2014-07-23

Form 990PF Part IV - Capital Gains and Losses for Tax on Investment Income - Columns e - h

(e) Gross sales price	(f) Depreciation allowed (or allowable)	(g) Cost or other basis plus expense of sale	(h) Gain or (loss) (e) plus (f) minus (g)
2,238		1,444	794
37,926		26,472	11,454
2,161		1,606	555
1,342		2,154	-812
441		794	-353
10,129		3,482	6,647
49,716		34,561	15,155
13,647		10,167	3,480
420		220	200
420		323	97

Form 990PF Part IV - Capital Gains and Losses for Tax on Investment Income - Columns i - l

Complete only for assets showing gain in column (h) and owned by the foundation on 12/31/69			(l) Gains (Col (h) gain minus col (k), but not less than -0-) or Losses (from col (h))
(i) F M V as of 12/31/69	(j) Adjusted basis as of 12/31/69	(k) Excess of col (i) over col (j), if any	
			794
			11,454
			555
			-812
			-353
			6,647
			15,155
			3,480
			200
			97

Form 990PF Part IV - Capital Gains and Losses for Tax on Investment Income - Columns a - d

(a) List and describe the kind(s) of property sold (e g , real estate, 2-story brick warehouse, or common stock, 200 shs MLC Co)	(b) How acquired P—Purchase D—Donation	(c) Date acquired (mo , day, yr)	(d) Date sold (mo , day, yr)
25 FLUOR CORP NEW COM		2010-11-18	2014-07-23
127 GFI GROUP INC		2011-02-23	2014-07-23
205 INFORMATICA CORP		2012-07-06	2014-07-23
623 QUIKSILVER INC		2013-08-21	2014-07-23
150 ACCENTURE PLC CL A		2009-03-27	2014-07-23
46 FLUOR CORP NEW COM		2010-11-18	2014-07-24
214 GFI GROUP INC		2011-02-23	2014-07-24
242 INFORMATICA CORP		2012-07-12	2014-07-24
467 QUIKSILVER INC		2013-08-30	2014-07-24
205 RIGNET INC		2011-02-22	2014-07-24

Form 990PF Part IV - Capital Gains and Losses for Tax on Investment Income - Columns e - h

(e) Gross sales price	(f) Depreciation allowed (or allowable)	(g) Cost or other basis plus expense of sale	(h) Gain or (loss) (e) plus (f) minus (g)
1,946		1,434	512
388		593	-205
7,030		6,228	802
2,035		3,227	-1,192
12,093		4,145	7,948
3,566		2,638	928
652		1,000	-348
8,384		7,124	1,260
1,516		2,329	-813
11,525		3,044	8,481

Form 990PF Part IV - Capital Gains and Losses for Tax on Investment Income - Columns i - l

Complete only for assets showing gain in column (h) and owned by the foundation on 12/31/69			(l) Gains (Col (h) gain minus col (k), but not less than -0-) or Losses (from col (h))
(i) F M V as of 12/31/69	(j) Adjusted basis as of 12/31/69	(k) Excess of col (i) over col (j), if any	
			512
			-205
			802
			-1,192
			7,948
			928
			-348
			1,260
			-813
			8,481

Form 990PF Part IV - Capital Gains and Losses for Tax on Investment Income - Columns a - d

(a) List and describe the kind(s) of property sold (e g , real estate, 2-story brick warehouse, or common stock, 200 shs MLC Co)	(b) How acquired P—Purchase D—Donation	(c) Date acquired (mo , day, yr)	(d) Date sold (mo , day, yr)
254 RIVERBED TECHNOLOGY INC		2013-07-31	2014-07-24
119 ACCENTURE PLC CL A		2009-03-27	2014-07-24
16 AMPHENOL CORP - CL A		2013-10-16	2014-07-25
57 AMPHENOL CORP - CL A		2010-04-16	2014-07-25
489 GFI GROUP INC		2011-02-23	2014-07-25
115000 GENERAL ELEC CAP 0 75165% 1/14/19		2014-01-09	2014-07-25
100000 OKLAHOMA ST CAP IMPT 2 476% 7/01/15		2012-10-11	2014-07-25
415 QUIKSILVER INC		2013-08-27	2014-07-25
48 RIVERBED TECHNOLOGY INC		2013-07-31	2014-07-25
130000 UNIVERSITY MI UNIV 2 355% 4/01/16		2014-05-13	2014-07-25

Form 990PF Part IV - Capital Gains and Losses for Tax on Investment Income - Columns e - h

(e) Gross sales price	(f) Depreciation allowed (or allowable)	(g) Cost or other basis plus expense of sale	(h) Gain or (loss) (e) plus (f) minus (g)
4,546		3,789	757
9,602		3,288	6,314
1,561		1,260	301
5,561		2,534	3,027
1,469		2,285	-816
115,722		115,054	668
101,674		101,440	234
1,305		2,055	-750
875		716	159
133,337		134,032	-695

Form 990PF Part IV - Capital Gains and Losses for Tax on Investment Income - Columns i - l

Complete only for assets showing gain in column (h) and owned by the foundation on 12/31/69			(l) Gains (Col (h) gain minus col (k), but not less than -0-) or Losses (from col (h))
(i) F M V as of 12/31/69	(j) Adjusted basis as of 12/31/69	(k) Excess of col (i) over col (j), if any	
			757
			6,314
			301
			3,027
			-816
			668
			234
			-750
			159
			-695

Form 990PF Part IV - Capital Gains and Losses for Tax on Investment Income - Columns a - d

(a) List and describe the kind(s) of property sold (e g , real estate, 2-story brick warehouse, or common stock, 200 shs MLC Co)	(b) How acquired P—Purchase D—Donation	(c) Date acquired (mo , day, yr)	(d) Date sold (mo , day, yr)
33 AMPHENOL CORP - CL A		2010-04-16	2014-07-28
29 FLUOR CORP NEW COM		2010-11-18	2014-07-28
1233 GFI GROUP INC		2011-02-23	2014-07-28
60000 NEW JERSEY ST ECON 1 096% 6/15/16		2014-04-25	2014-07-28
58 AMPHENOL CORP - CL A		2010-04-16	2014-07-29
18 FLUOR CORP NEW COM		2010-11-18	2014-07-29
3 GLOBAL PMTS INC COM W/RIGHTS ATTACHED EXP 1/26/2011		2013-12-10	2014-07-29
95 GLOBAL PMTS INC COM W/RIGHTS ATTACHED EXP 1/26/2011		2009-04-15	2014-07-29
209 PEGASYSTEMS INC		2010-08-23	2014-07-29
240 PEGASYSTEMS INC		2014-04-23	2014-07-29

Form 990PF Part IV - Capital Gains and Losses for Tax on Investment Income - Columns e - h

(e) Gross sales price	(f) Depreciation allowed (or allowable)	(g) Cost or other basis plus expense of sale	(h) Gain or (loss) (e) plus (f) minus (g)
3,221		1,458	1,763
2,194		1,663	531
3,687		5,761	-2,074
59,887		60,022	-135
5,652		2,562	3,090
1,361		1,032	329
215		191	24
6,799		3,095	3,704
4,633		2,250	2,383
5,321		4,229	1,092

Form 990PF Part IV - Capital Gains and Losses for Tax on Investment Income - Columns i - l

Complete only for assets showing gain in column (h) and owned by the foundation on 12/31/69			(l) Gains (Col (h) gain minus col (k), but not less than -0-) or Losses (from col (h))
(i) F M V as of 12/31/69	(j) Adjusted basis as of 12/31/69	(k) Excess of col (i) over col (j), if any	
			1,763
			531
			-2,074
			-135
			3,090
			329
			24
			3,704
			2,383
			1,092

Form 990PF Part IV - Capital Gains and Losses for Tax on Investment Income - Columns a - d

(a) List and describe the kind(s) of property sold (e g , real estate, 2-story brick warehouse, or common stock, 200 shs MLC Co)	(b) How acquired P—Purchase D—Donation	(c) Date acquired (mo , day, yr)	(d) Date sold (mo , day, yr)
285 RIGNET INC		2011-02-22	2014-07-29
830 CANADIAN NATURAL RESOURCES LTD		2013-07-11	2014-07-30
210 CANADIAN NATURAL RESOURCES LTD		2013-11-07	2014-07-30
73 DIGITALGLOBE INC		2014-02-26	2014-07-30
130000 FMC TECHNOLOGIES INC 2 000% 10/01/17		2013-04-05	2014-07-30
10000 FMC TECHNOLOGIES INC 2 000% 10/01/17		2014-02-11	2014-07-30
28 FLUOR CORP NEW COM		2010-11-19	2014-07-30
100000 TIME WARNER ENTMT LP 8 375% 3/15/23		2014-06-13	2014-07-30
180 APPLE COMPUTER INC		2013-02-06	2014-07-31
140 CANADIAN NATURAL RESOURCES LTD		2013-07-10	2014-07-31

Form 990PF Part IV - Capital Gains and Losses for Tax on Investment Income - Columns e - h

(e) Gross sales price	(f) Depreciation allowed (or allowable)	(g) Cost or other basis plus expense of sale	(h) Gain or (loss) (e) plus (f) minus (g)
16,027		4,231	11,796
37,157		26,069	11,088
9,401		6,559	2,842
1,964		2,288	-324
131,282		131,172	110
10,099		10,082	17
2,090		1,605	485
133,911		133,579	332
17,216		11,915	5,301
6,139		4,270	1,869

Form 990PF Part IV - Capital Gains and Losses for Tax on Investment Income - Columns i - l

Complete only for assets showing gain in column (h) and owned by the foundation on 12/31/69			(l) Gains (Col (h) gain minus col (k), but not less than -0-) or Losses (from col (h))
(i) F M V as of 12/31/69	(j) Adjusted basis as of 12/31/69	(k) Excess of col (i) over col (j), if any	
			11,796
			11,088
			2,842
			-324
			110
			17
			485
			332
			5,301
			1,869

Form 990PF Part IV - Capital Gains and Losses for Tax on Investment Income - Columns a - d

(a) List and describe the kind(s) of property sold (e g , real estate, 2-story brick warehouse, or common stock, 200 shs MLC Co)	(b) How acquired P—Purchase D—Donation	(c) Date acquired (mo , day, yr)	(d) Date sold (mo , day, yr)
625 CANADIAN NATURAL RESOURCES LTD		2013-11-07	2014-07-31
79 DIGITALGLOBE INC		2014-02-28	2014-07-31
38000 ENERGY TRAN PTNR 5 200% 2/01/22		2014-06-13	2014-07-31
175 SCHLUMBERGER LTD		2013-02-06	2014-07-31
85000 U S TREASURY NT 0 375% 2/15/16		2013-10-02	2014-07-31
15000 U S TREASURY NT 0 375% 2/15/16		2014-02-25	2014-07-31
360 AIR METHODS CORP		2013-02-28	2014-08-01
255 ALBANY INTL CORP CL A		2013-07-20	2014-08-01
535 ALBANY INTL CORP CL A		2014-03-17	2014-08-01
1445 AMERICAN CAPITAL LTD		2014-05-07	2014-08-01

Form 990PF Part IV - Capital Gains and Losses for Tax on Investment Income - Columns e - h

(e) Gross sales price	(f) Depreciation allowed (or allowable)	(g) Cost or other basis plus expense of sale	(h) Gain or (loss) (e) plus (f) minus (g)
27,404		19,521	7,883
2,075		2,463	-388
41,813		41,943	-130
18,938		13,374	5,564
85,040		84,904	136
15,007		15,010	-3
18,078		14,551	3,527
9,054		9,714	-660
18,996		19,695	-699
21,692		22,690	-998

Form 990PF Part IV - Capital Gains and Losses for Tax on Investment Income - Columns i - l

Complete only for assets showing gain in column (h) and owned by the foundation on 12/31/69			(l) Gains (Col (h) gain minus col (k), but not less than -0-) or Losses (from col (h))
(i) F M V as of 12/31/69	(j) Adjusted basis as of 12/31/69	(k) Excess of col (i) over col (j), if any	
			7,883
			-388
			-130
			5,564
			136
			-3
			3,527
			-660
			-699
			-998

Form 990PF Part IV - Capital Gains and Losses for Tax on Investment Income - Columns a - d

(a) List and describe the kind(s) of property sold (e g , real estate, 2-story brick warehouse, or common stock, 200 shs MLC Co)	(b) How acquired P—Purchase D—Donation	(c) Date acquired (mo , day, yr)	(d) Date sold (mo , day, yr)
480 AMERICAN EQUITY INVT LIFE HL		2012-07-09	2014-08-01
247 AMPHENOL CORP - CL A		2010-04-16	2014-08-01
119 00264 ANSYS INC		2014-07-30	2014-08-01
64 99736 ANSYS INC		2014-07-24	2014-08-01
311 APPLE COMPUTER INC		2009-01-16	2014-08-01
340 ASCENT CAPITAL GROUP INC A		2013-02-05	2014-08-01
275 ASSURANT INC		2012-10-19	2014-08-01
305 ATLANTIC TELE-NETWORK INC		2014-03-24	2014-08-01
345 BRISTOW GROUP INC		2014-01-28	2014-08-01
810 BROADRIDGE FINANCIAL SOLUTIONS INC		2013-02-05	2014-08-01

Form 990PF Part IV - Capital Gains and Losses for Tax on Investment Income - Columns e - h

(e) Gross sales price	(f) Depreciation allowed (or allowable)	(g) Cost or other basis plus expense of sale	(h) Gain or (loss) (e) plus (f) minus (g)
10,555		5,390	5,165
23,758		10,910	12,848
9,013		9,229	-216
4,923		4,991	-68
29,722		3,600	26,122
20,879		21,973	-1,094
17,368		11,158	6,210
17,879		20,327	-2,448
24,246		26,721	-2,475
32,678		19,095	13,583

Form 990PF Part IV - Capital Gains and Losses for Tax on Investment Income - Columns i - l

Complete only for assets showing gain in column (h) and owned by the foundation on 12/31/69			(l) Gains (Col (h) gain minus col (k), but not less than -0-) or Losses (from col (h))
(i) F M V as of 12/31/69	(j) Adjusted basis as of 12/31/69	(k) Excess of col (i) over col (j), if any	
			5,165
			12,848
			-216
			-68
			26,122
			-1,094
			6,210
			-2,448
			-2,475
			13,583

Form 990PF Part IV - Capital Gains and Losses for Tax on Investment Income - Columns a - d

(a) List and describe the kind(s) of property sold (e g , real estate, 2-story brick warehouse, or common stock, 200 shs MLC Co)	(b) How acquired P—Purchase D—Donation	(c) Date acquired (mo , day, yr)	(d) Date sold (mo , day, yr)
540 CAPITOL FEDERAL FINANCIAL INC		2013-04-18	2014-08-01
125 CASEYS GEN STORES INC		2013-02-05	2014-08-01
224 CATO CORP CL A		2013-02-05	2014-08-01
136 CATO CORP CL A		2014-05-20	2014-08-01
302 COGNIZANT TECH SOLUTIONS CRP COM		2008-12-05	2014-08-01
191 CORE MARK HLDG CO INC		2013-02-05	2014-08-01
845 CORE MARK HLDG CO INC		2013-02-05	2014-08-01
665 CORELOGIC INC		2013-06-20	2014-08-01
151 COSTCO WHOLESALE CORPORATION		2009-07-02	2014-08-01
205 COVANCE INC		2010-07-29	2014-08-01

Form 990PF Part IV - Capital Gains and Losses for Tax on Investment Income - Columns e - h

(e) Gross sales price	(f) Depreciation allowed (or allowable)	(g) Cost or other basis plus expense of sale	(h) Gain or (loss) (e) plus (f) minus (g)
6,280		6,521	-241
8,366		6,845	1,521
6,873		6,236	637
4,173		4,060	113
14,894		2,467	12,427
8,923		4,705	4,218
39,517		20,815	18,702
17,893		15,380	2,513
17,821		6,824	10,997
16,912		8,087	8,825

Form 990PF Part IV - Capital Gains and Losses for Tax on Investment Income - Columns i - l

Complete only for assets showing gain in column (h) and owned by the foundation on 12/31/69			(l) Gains (Col (h) gain minus col (k), but not less than -0-) or Losses (from col (h))
(i) F M V as of 12/31/69	(j) Adjusted basis as of 12/31/69	(k) Excess of col (i) over col (j), if any	
			-241
			1,521
			637
			113
			12,427
			4,218
			18,702
			2,513
			10,997
			8,825

Form 990PF Part IV - Capital Gains and Losses for Tax on Investment Income - Columns a - d

(a) List and describe the kind(s) of property sold (e g , real estate, 2-story brick warehouse, or common stock, 200 shs MLC Co)	(b) How acquired P—Purchase D—Donation	(c) Date acquired (mo , day, yr)	(d) Date sold (mo , day, yr)
430 CULP INC		2014-01-31	2014-08-01
60 DST SYSTEMS INC-DEL		2011-02-22	2014-08-01
360 DANAHER CORP		2008-03-18	2014-08-01
114 DAVITA INC		2013-08-20	2014-08-01
214 DAVITA INC		2013-02-21	2014-08-01
3745 DENNYS CORP		2013-02-26	2014-08-01
826 99988 DESTINATION MATERNITY CORP		2013-12-09	2014-08-01
13 00012 DESTINATION MATERNITY CORP		2013-09-27	2014-08-01
510 DIGITALGLOBE INC		2014-03-26	2014-08-01
29 00435 DISCOVERY COMMUNICATIONS INC CL A		2014-04-03	2014-08-01

Form 990PF Part IV - Capital Gains and Losses for Tax on Investment Income - Columns e - h

(e) Gross sales price	(f) Depreciation allowed (or allowable)	(g) Cost or other basis plus expense of sale	(h) Gain or (loss) (e) plus (f) minus (g)
7,773		8,705	-932
5,396		3,001	2,395
26,386		13,490	12,896
8,089		6,378	1,711
15,185		12,452	2,733
25,265		20,878	4,387
15,567		25,862	-10,295
245		404	-159
14,762		15,724	-962
2,417		2,428	-11

Form 990PF Part IV - Capital Gains and Losses for Tax on Investment Income - Columns i - l

Complete only for assets showing gain in column (h) and owned by the foundation on 12/31/69			(l) Gains (Col (h) gain minus col (k), but not less than -0-) or Losses (from col (h))
(i) F M V as of 12/31/69	(j) Adjusted basis as of 12/31/69	(k) Excess of col (i) over col (j), if any	
			-932
			2,395
			12,896
			1,711
			2,733
			4,387
			-10,295
			-159
			-962
			-11

Form 990PF Part IV - Capital Gains and Losses for Tax on Investment Income - Columns a - d

(a) List and describe the kind(s) of property sold (e g , real estate, 2-story brick warehouse, or common stock, 200 shs MLC Co)	(b) How acquired P—Purchase D—Donation	(c) Date acquired (mo , day, yr)	(d) Date sold (mo , day, yr)
231 99565 DISCOVERY COMMUNICATIONS INC CL A		2014-04-03	2014-08-01
615 EHOSTAR CORPORATION A		2011-02-25	2014-08-01
240 ECOLAB INC		2013-02-06	2014-08-01
209 99987 ENPRO INDUSTRIES INC		2014-01-13	2014-08-01
295 00013 ENPRO INDUSTRIES INC		2014-01-13	2014-08-01
479 EXPRESS SCRIPTS HLDGS C		2011-02-28	2014-08-01
343 FMC TECHNOLOGIES INC		2013-02-06	2014-08-01
129 FMC TECHNOLOGIES INC		2014-01-28	2014-08-01
156 FARMERS CAPITAL BANK CORP		2014-07-28	2014-08-01
39 FARMERS CAPITAL BANK CORP		2014-07-29	2014-08-01

Form 990PF Part IV - Capital Gains and Losses for Tax on Investment Income - Columns e - h

(e) Gross sales price	(f) Depreciation allowed (or allowable)	(g) Cost or other basis plus expense of sale	(h) Gain or (loss) (e) plus (f) minus (g)
19,334		19,535	-201
30,614		20,755	9,859
25,979		17,798	8,181
13,749		15,634	-1,885
19,315		21,962	-2,647
33,496		26,640	6,856
20,458		16,337	4,121
7,694		6,317	1,377
3,661		3,553	108
915		917	-2

Form 990PF Part IV - Capital Gains and Losses for Tax on Investment Income - Columns i - l

Complete only for assets showing gain in column (h) and owned by the foundation on 12/31/69			(l) Gains (Col (h) gain minus col (k), but not less than -0-) or Losses (from col (h))
(i) F M V as of 12/31/69	(j) Adjusted basis as of 12/31/69	(k) Excess of col (i) over col (j), if any	
			-201
			9,859
			8,181
			-1,885
			-2,647
			6,856
			4,121
			1,377
			108
			-2

Form 990PF Part IV - Capital Gains and Losses for Tax on Investment Income - Columns a - d

(a) List and describe the kind(s) of property sold (e g , real estate, 2-story brick warehouse, or common stock, 200 shs MLC Co)	(b) How acquired P—Purchase D—Donation	(c) Date acquired (mo , day, yr)	(d) Date sold (mo , day, yr)
428 FASTENAL CO		2014-03-13	2014-08-01
87 FLUOR CORP NEW COM		2010-11-19	2014-08-01
345 FLY LEASING LTD A D R		2011-09-20	2014-08-01
1000 FOREST CITY ENTERPRISES INC CL A		2013-10-29	2014-08-01
125 FOSSIL GROUP INC		2011-09-01	2014-08-01
1565 GFI GROUP INC		2011-02-25	2014-08-01
351 GILEAD SCIENCES INC		2014-01-28	2014-08-01
31 GOOGLE INC CL A		2008-12-03	2014-08-01
31 GOOGLE INC CL C		2008-12-03	2014-08-01
130 INNOPHOS HOLDINGS		2014-06-27	2014-08-01

Form 990PF Part IV - Capital Gains and Losses for Tax on Investment Income - Columns e - h

(e) Gross sales price	(f) Depreciation allowed (or allowable)	(g) Cost or other basis plus expense of sale	(h) Gain or (loss) (e) plus (f) minus (g)
18,778		19,972	-1,194
6,422		4,983	1,439
5,064		3,979	1,085
19,076		20,453	-1,377
12,222		10,685	1,537
6,909		7,045	-136
31,898		31,145	753
17,736		4,303	13,433
17,514		4,289	13,225
7,787		7,402	385

Form 990PF Part IV - Capital Gains and Losses for Tax on Investment Income - Columns i - l

Complete only for assets showing gain in column (h) and owned by the foundation on 12/31/69			(l) Gains (Col (h) gain minus col (k), but not less than -0-) or Losses (from col (h))
(i) F M V as of 12/31/69	(j) Adjusted basis as of 12/31/69	(k) Excess of col (i) over col (j), if any	
			-1,194
			1,439
			1,085
			-1,377
			1,537
			-136
			753
			13,433
			13,225
			385

Form 990PF Part IV - Capital Gains and Losses for Tax on Investment Income - Columns a - d

(a) List and describe the kind(s) of property sold (e g , real estate, 2-story brick warehouse, or common stock, 200 shs MLC Co)	(b) How acquired P—Purchase D—Donation	(c) Date acquired (mo , day, yr)	(d) Date sold (mo , day, yr)
115 INNOPHOS HOLDINGS		2013-03-13	2014-08-01
65 INTUITIVE SURGICAL INC		2013-04-19	2014-08-01
245 K M G CHEMICALS INC		2011-02-25	2014-08-01
555 KADANT INC		2014-06-26	2014-08-01
225 KEMPER CORP		2012-09-03	2014-08-01
55 ESTEE LAUDER COMPANIES CL A		2012-03-16	2014-08-01
299 ESTEE LAUDER COMPANIES CL A		2014-04-01	2014-08-01
2115 MFA FINANCIAL INC		2013-02-05	2014-08-01
60 M T S SYS CORP		2013-02-05	2014-08-01
105 M T S SYS CORP		2014-06-26	2014-08-01

Form 990PF Part IV - Capital Gains and Losses for Tax on Investment Income - Columns e - h

(e) Gross sales price	(f) Depreciation allowed (or allowable)	(g) Cost or other basis plus expense of sale	(h) Gain or (loss) (e) plus (f) minus (g)
6,888		6,118	770
29,391		32,172	-2,781
4,091		4,643	-552
21,051		21,319	-268
7,699		7,198	501
4,054		3,477	577
22,039		20,812	1,227
17,048		19,203	-2,155
3,964		3,341	623
6,937		6,975	-38

Form 990PF Part IV - Capital Gains and Losses for Tax on Investment Income - Columns i - l

Complete only for assets showing gain in column (h) and owned by the foundation on 12/31/69			(l) Gains (Col (h) gain minus col (k), but not less than -0-) or Losses (from col (h))
(i) F M V as of 12/31/69	(j) Adjusted basis as of 12/31/69	(k) Excess of col (i) over col (j), if any	
			770
			-2,781
			-552
			-268
			501
			577
			1,227
			-2,155
			623
			-38

Form 990PF Part IV - Capital Gains and Losses for Tax on Investment Income - Columns a - d

(a) List and describe the kind(s) of property sold (e g , real estate, 2-story brick warehouse, or common stock, 200 shs MLC Co)	(b) How acquired P—Purchase D—Donation	(c) Date acquired (mo , day, yr)	(d) Date sold (mo , day, yr)
270 MAXIMUS INC		2011-02-25	2014-08-01
225 MCGRATH RENTCORP		2014-07-07	2014-08-01
301 MEAD JOHNSON NUTRITION CO		2013-07-10	2014-08-01
29 MEAD JOHNSON NUTRITION CO		2014-02-06	2014-08-01
715 MONEYGRAM INTERNATIONAL INC COM		2014-04-15	2014-08-01
255 NATIONAL GENERAL HLDGS		2014-06-05	2014-08-01
427 NATIONAL INSTRS CORP		2011-06-29	2014-08-01
102 99932 NEENAH PAPER INC		2014-06-27	2014-08-01
147 00068 NEENAH PAPER INC		2014-06-26	2014-08-01
905 NORTHSTAR ASSET MANAGEMEN		2014-07-02	2014-08-01

Form 990PF Part IV - Capital Gains and Losses for Tax on Investment Income - Columns e - h

(e) Gross sales price	(f) Depreciation allowed (or allowable)	(g) Cost or other basis plus expense of sale	(h) Gain or (loss) (e) plus (f) minus (g)
11,028		4,973	6,055
7,737		8,546	-809
27,920		21,986	5,934
2,690		2,199	491
10,246		12,978	-2,732
4,538		4,283	255
13,457		12,559	898
5,075		5,501	-426
7,243		7,344	-101
16,231		17,130	-899

Form 990PF Part IV - Capital Gains and Losses for Tax on Investment Income - Columns i - l

Complete only for assets showing gain in column (h) and owned by the foundation on 12/31/69			(l) Gains (Col (h) gain minus col (k), but not less than -0-) or Losses (from col (h))
(i) F M V as of 12/31/69	(j) Adjusted basis as of 12/31/69	(k) Excess of col (i) over col (j), if any	
			6,055
			-809
			5,934
			491
			-2,732
			255
			898
			-426
			-101
			-899

Form 990PF Part IV - Capital Gains and Losses for Tax on Investment Income - Columns a - d

(a) List and describe the kind(s) of property sold (e g , real estate, 2-story brick warehouse, or common stock, 200 shs MLC Co)	(b) How acquired P—Purchase D—Donation	(c) Date acquired (mo , day, yr)	(d) Date sold (mo , day, yr)
505 OCEANFIRST FINL CORP		2012-12-26	2014-08-01
315 ORBCOMM INC		2012-05-24	2014-08-01
530 ORITANI FINL CORP		2013-02-05	2014-08-01
300 PACIFIC PREMIER BANCORP INC		2013-02-05	2014-08-01
186 QUALCOMM CORP		2013-04-25	2014-08-01
262 QUALCOMM CORP		2014-07-30	2014-08-01
270 RENASANT CORP		2011-06-30	2014-08-01
420 RIGNET INC		2011-02-22	2014-08-01
299 SALESFORCE COM INC		2014-04-28	2014-08-01
109 SALESFORCE COM INC		2013-06-04	2014-08-01

Form 990PF Part IV - Capital Gains and Losses for Tax on Investment Income - Columns e - h

(e) Gross sales price	(f) Depreciation allowed (or allowable)	(g) Cost or other basis plus expense of sale	(h) Gain or (loss) (e) plus (f) minus (g)
8,140		6,884	1,256
1,913		1,028	885
7,730		8,055	-325
4,264		3,354	910
13,419		11,573	1,846
18,902		19,923	-1,021
7,584		3,946	3,638
22,704		6,236	16,468
15,865		14,592	1,273
5,783		4,245	1,538

Form 990PF Part IV - Capital Gains and Losses for Tax on Investment Income - Columns i - l

Complete only for assets showing gain in column (h) and owned by the foundation on 12/31/69			(l) Gains (Col (h) gain minus col (k), but not less than -0-) or Losses (from col (h))
(i) F M V as of 12/31/69	(j) Adjusted basis as of 12/31/69	(k) Excess of col (i) over col (j), if any	
			1,256
			885
			-325
			910
			1,846
			-1,021
			3,638
			16,468
			1,273
			1,538

Form 990PF Part IV - Capital Gains and Losses for Tax on Investment Income - Columns a - d

(a) List and describe the kind(s) of property sold (e g , real estate, 2-story brick warehouse, or common stock, 200 shs MLC Co)	(b) How acquired P—Purchase D—Donation	(c) Date acquired (mo , day, yr)	(d) Date sold (mo , day, yr)
288 SCHLUMBERGER LTD		2002-12-09	2014-08-01
1219 CHARLES SCHWAB CORP		2014-06-19	2014-08-01
386 STARBUCKS CORP		2012-10-25	2014-08-01
435 STARZ A		2013-01-16	2014-08-01
200 STERICYCLE INC		2010-02-17	2014-08-01
405 SUSSER HOLDINGS CORP		2012-09-18	2014-08-01
790 SYNOVUS FINANCIAL CORP		2013-04-23	2014-08-01
1185 TFS FINL CORP		2014-07-31	2014-08-01
280 THERMON GROUP HOLDINGS INC		2011-07-22	2014-08-01
530 TRIMAS CORP		2011-04-06	2014-08-01

Form 990PF Part IV - Capital Gains and Losses for Tax on Investment Income - Columns e - h

(e) Gross sales price	(f) Depreciation allowed (or allowable)	(g) Cost or other basis plus expense of sale	(h) Gain or (loss) (e) plus (f) minus (g)
30,844		6,600	24,244
33,235		32,124	1,111
29,629		17,876	11,753
12,458		6,834	5,624
23,308		10,593	12,715
32,553		15,432	17,121
18,268		14,915	3,353
15,712		16,009	-297
6,838		4,201	2,637
16,747		11,251	5,496

Form 990PF Part IV - Capital Gains and Losses for Tax on Investment Income - Columns i - l

Complete only for assets showing gain in column (h) and owned by the foundation on 12/31/69			(l) Gains (Col (h) gain minus col (k), but not less than -0-) or Losses (from col (h))
(i) F M V as of 12/31/69	(j) Adjusted basis as of 12/31/69	(k) Excess of col (i) over col (j), if any	
			24,244
			1,111
			11,753
			5,624
			12,715
			17,121
			3,353
			-297
			2,637
			5,496

Form 990PF Part IV - Capital Gains and Losses for Tax on Investment Income - Columns a - d

(a) List and describe the kind(s) of property sold (e g , real estate, 2-story brick warehouse, or common stock, 200 shs MLC Co)	(b) How acquired P—Purchase D—Donation	(c) Date acquired (mo , day, yr)	(d) Date sold (mo , day, yr)
147 VISA INC		2013-08-23	2014-08-01
425 VISHAY PRECISION GROUP		2011-08-04	2014-08-01
625 WHOLE FOODS MARKET INC		2014-01-09	2014-08-01
958 GENPACT LIMITED		2013-02-21	2014-08-01
1110 MAIDEN HOLDINGS LTD		2011-07-26	2014-08-01
157 CORE LABORATORIES N V		2014-06-05	2014-08-01
145 CORE MARK HLDG CO INC		2013-02-05	2014-08-04
94 FLUOR CORP NEW COM		2010-11-19	2014-08-04
123 FLUOR CORP NEW COM		2010-11-19	2014-08-05
25 PEGASYSTEMS INC		2010-08-23	2014-08-05

Form 990PF Part IV - Capital Gains and Losses for Tax on Investment Income - Columns e - h

(e) Gross sales price	(f) Depreciation allowed (or allowable)	(g) Cost or other basis plus expense of sale	(h) Gain or (loss) (e) plus (f) minus (g)
31,087		26,275	4,812
5,988		6,976	-988
23,506		34,731	-11,225
16,755		16,245	510
12,779		10,439	2,340
22,520		25,238	-2,718
6,869		3,572	3,297
6,834		5,383	1,451
8,962		7,044	1,918
527		269	258

Form 990PF Part IV - Capital Gains and Losses for Tax on Investment Income - Columns i - l

Complete only for assets showing gain in column (h) and owned by the foundation on 12/31/69			(l) Gains (Col (h) gain minus col (k), but not less than -0-) or Losses (from col (h))
(i) F M V as of 12/31/69	(j) Adjusted basis as of 12/31/69	(k) Excess of col (i) over col (j), if any	
			4,812
			-988
			-11,225
			510
			2,340
			-2,718
			3,297
			1,451
			1,918
			258

Form 990PF Part IV - Capital Gains and Losses for Tax on Investment Income - Columns a - d

(a) List and describe the kind(s) of property sold (e g , real estate, 2-story brick warehouse, or common stock, 200 shs MLC Co)	(b) How acquired P—Purchase D—Donation	(c) Date acquired (mo , day, yr)	(d) Date sold (mo , day, yr)
197 FLUOR CORP NEW COM		2010-11-19	2014-08-06
50000 U S TREASURY BD 3 625% 2/15/44		2014-07-06	2014-08-06
185 ASSURANT INC		2012-10-19	2014-08-07
202 VOLCANO CORP		2009-10-13	2014-08-07
87000 ENERGY TRAN PTNR 5 200% 2/01/22		2014-06-13	2014-08-08
148 VOLCANO CORP		2009-10-13	2014-08-08
533 VOLCANO CORP		2009-10-13	2014-08-08
619376 15 U S TREASURY I P S 1 750% 1/15/28		2014-07-03	2014-08-11
698960 3 U S TREASURY I P S 0 625% 1/15/24		2014-06-12	2014-08-11
324 VOLCANO CORP		2009-10-13	2014-08-11

Form 990PF Part IV - Capital Gains and Losses for Tax on Investment Income - Columns e - h

(e) Gross sales price	(f) Depreciation allowed (or allowable)	(g) Cost or other basis plus expense of sale	(h) Gain or (loss) (e) plus (f) minus (g)
14,160		11,282	2,878
53,459		54,078	-619
11,742		7,342	4,400
3,203		3,274	-71
96,013		96,001	12
1,897		2,399	-502
6,553		8,640	-2,087
720,025		697,550	22,475
726,455		714,845	11,610
3,901		5,252	-1,351

Form 990PF Part IV - Capital Gains and Losses for Tax on Investment Income - Columns i - l

Complete only for assets showing gain in column (h) and owned by the foundation on 12/31/69			(l) Gains (Col (h) gain minus col (k), but not less than -0-) or Losses (from col (h))
(i) F M V as of 12/31/69	(j) Adjusted basis as of 12/31/69	(k) Excess of col (i) over col (j), if any	
			2,878
			-619
			4,400
			-71
			12
			-502
			-2,087
			22,475
			11,610
			-1,351

Form 990PF Part IV - Capital Gains and Losses for Tax on Investment Income - Columns a - d

(a) List and describe the kind(s) of property sold (e g , real estate, 2-story brick warehouse, or common stock, 200 shs MLC Co)	(b) How acquired P—Purchase D—Donation	(c) Date acquired (mo , day, yr)	(d) Date sold (mo , day, yr)
68695 237 WASATCH FDS INC		2013-02-05	2014-08-12
140000 MAINE ST MUNI BOND 1 708% 6/01/16		2013-08-28	2014-08-13
65000 OREGON ST DEPT OF 0 782% 4/01/16		2013-04-04	2014-08-13
69079 803 WASATCH FDS INC		2013-02-05	2014-08-13
84 ACCENTURE PLC CL A		2009-03-27	2014-08-13
70338 852 WASATCH FDS INC		2011-07-13	2014-08-14
84 ACCENTURE PLC CL A		2009-03-27	2014-08-14
490 CANADIAN NATURAL RESOURCES LTD		2013-02-06	2014-08-15
70338 856 WASATCH FDS INC		2011-07-13	2014-08-15
415 GARMIN LTD		2013-07-23	2014-08-15

Form 990PF Part IV - Capital Gains and Losses for Tax on Investment Income - Columns e - h

(e) Gross sales price	(f) Depreciation allowed (or allowable)	(g) Cost or other basis plus expense of sale	(h) Gain or (loss) (e) plus (f) minus (g)
188,225		199,903	-11,678
141,282		140,000	1,282
64,838		65,000	-162
191,351		198,905	-7,554
6,635		2,321	4,314
194,839		184,991	9,848
6,644		2,321	4,323
20,206		14,773	5,433
194,839		184,991	9,848
23,251		15,560	7,691

Form 990PF Part IV - Capital Gains and Losses for Tax on Investment Income - Columns i - l

Complete only for assets showing gain in column (h) and owned by the foundation on 12/31/69			(l) Gains (Col (h) gain minus col (k), but not less than -0-) or Losses (from col (h))
(i) F M V as of 12/31/69	(j) Adjusted basis as of 12/31/69	(k) Excess of col (i) over col (j), if any	
			-11,678
			1,282
			-162
			-7,554
			4,314
			9,848
			4,323
			5,433
			9,848
			7,691

Form 990PF Part IV - Capital Gains and Losses for Tax on Investment Income - Columns a - d

(a) List and describe the kind(s) of property sold (e g , real estate, 2-story brick warehouse, or common stock, 200 shs MLC Co)	(b) How acquired P—Purchase D—Donation	(c) Date acquired (mo , day, yr)	(d) Date sold (mo , day, yr)
293 FLY LEASING LTD A D R		2011-09-20	2014-08-18
70860 769 WASATCH FDS INC		2011-07-13	2014-08-18
126 ACCENTURE PLC CL A		2009-03-27	2014-08-18
191 FLY LEASING LTD A D R		2011-09-30	2014-08-19
70605 579 WASATCH FDS INC		2011-07-13	2014-08-19
105 ACCENTURE PLC CL A		2009-03-27	2014-08-19
545 AIR METHODS CORP		2011-07-20	2014-08-20
1185 ALBANY INTL CORP CL A		2014-03-17	2014-08-20
2125 AMERICAN CAPITAL LTD		2014-06-25	2014-08-20
715 AMERICAN EQUITY INVT LIFE HL		2011-11-21	2014-08-20

Form 990PF Part IV - Capital Gains and Losses for Tax on Investment Income - Columns e - h

(e) Gross sales price	(f) Depreciation allowed (or allowable)	(g) Cost or other basis plus expense of sale	(h) Gain or (loss) (e) plus (f) minus (g)
4,340		3,380	960
196,993		186,364	10,629
10,050		3,482	6,568
2,824		2,201	623
197,696		185,693	12,003
8,430		2,901	5,529
31,860		12,974	18,886
44,376		42,926	1,450
32,875		32,463	412
16,845		7,957	8,888

Form 990PF Part IV - Capital Gains and Losses for Tax on Investment Income - Columns i - l

Complete only for assets showing gain in column (h) and owned by the foundation on 12/31/69			(l) Gains (Col (h) gain minus col (k), but not less than -0-) or Losses (from col (h))
(i) F M V as of 12/31/69	(j) Adjusted basis as of 12/31/69	(k) Excess of col (i) over col (j), if any	
			960
			10,629
			6,568
			623
			12,003
			5,529
			18,886
			1,450
			412
			8,888

Form 990PF Part IV - Capital Gains and Losses for Tax on Investment Income - Columns a - d

(a) List and describe the kind(s) of property sold (e g , real estate, 2-story brick warehouse, or common stock, 200 shs MLC Co)	(b) How acquired P—Purchase D—Donation	(c) Date acquired (mo , day, yr)	(d) Date sold (mo , day, yr)
364 AMPHENOL CORP - CL A		2010-04-16	2014-08-20
65 ANSYS INC		2014-07-13	2014-08-20
205 ANSYS INC		2010-10-11	2014-08-20
462 APPLE COMPUTER INC		2009-01-16	2014-08-20
478 ASCENT CAPITAL GROUP INC A		2014-06-26	2014-08-20
2 ASCENT CAPITAL GROUP INC A		2013-02-05	2014-08-20
370 ASSURANT INC		2012-10-04	2014-08-20
150 00039 ATLANTIC TELE-NETWORK INC		2014-03-24	2014-08-20
284 99961 ATLANTIC TELE-NETWORK INC		2014-03-24	2014-08-20
180 BRISTOW GROUP INC		2013-08-07	2014-08-20

Form 990PF Part IV - Capital Gains and Losses for Tax on Investment Income - Columns e - h

(e) Gross sales price	(f) Depreciation allowed (or allowable)	(g) Cost or other basis plus expense of sale	(h) Gain or (loss) (e) plus (f) minus (g)
37,124		16,057	21,067
5,285		4,946	339
16,669		8,742	7,927
46,564		5,348	41,216
30,878		30,269	609
129		129	
24,316		14,387	9,929
8,707		9,997	-1,290
16,542		18,951	-2,409
12,749		12,199	550

Form 990PF Part IV - Capital Gains and Losses for Tax on Investment Income - Columns i - l

Complete only for assets showing gain in column (h) and owned by the foundation on 12/31/69			(l) Gains (Col (h) gain minus col (k), but not less than -0-) or Losses (from col (h))
(i) F M V as of 12/31/69	(j) Adjusted basis as of 12/31/69	(k) Excess of col (i) over col (j), if any	
			21,067
			339
			7,927
			41,216
			609
			9,929
			-1,290
			-2,409
			550

Form 990PF Part IV - Capital Gains and Losses for Tax on Investment Income - Columns a - d

(a) List and describe the kind(s) of property sold (e g , real estate, 2-story brick warehouse, or common stock, 200 shs MLC Co)	(b) How acquired P—Purchase D—Donation	(c) Date acquired (mo , day, yr)	(d) Date sold (mo , day, yr)
325 BRISTOW GROUP INC		2014-01-29	2014-08-20
1180 BROADRIDGE FINANCIAL SOLUTIONS INC		2013-02-05	2014-08-20
815 CAPITOL FEDERAL FINANCIAL INC		2013-04-18	2014-08-20
165 CASEYS GEN STORES INC		2013-04-18	2014-08-20
406 CATO CORP CL A		2014-05-07	2014-08-20
79 CATO CORP CL A		2013-02-05	2014-08-20
117 COGNIZANT TECH SOLUTIONS CRP COM		2008-12-05	2014-08-20
394 COGNIZANT TECH SOLUTIONS CRP COM		2014-08-06	2014-08-20
1200 CORE MARK HLDG CO INC		2013-02-05	2014-08-20
980 CORELOGIC INC		2013-06-20	2014-08-20

Form 990PF Part IV - Capital Gains and Losses for Tax on Investment Income - Columns e - h

(e) Gross sales price	(f) Depreciation allowed (or allowable)	(g) Cost or other basis plus expense of sale	(h) Gain or (loss) (e) plus (f) minus (g)
23,019		22,810	209
49,169		27,652	21,517
9,926		9,543	383
11,614		7,373	4,241
13,613		10,750	2,863
2,649		2,199	450
5,374		956	4,418
18,096		17,322	774
58,843		29,436	29,407
27,013		20,704	6,309

Form 990PF Part IV - Capital Gains and Losses for Tax on Investment Income - Columns i - l

Complete only for assets showing gain in column (h) and owned by the foundation on 12/31/69			(l) Gains (Col (h) gain minus col (k), but not less than -0-) or Losses (from col (h))
(i) F M V as of 12/31/69	(j) Adjusted basis as of 12/31/69	(k) Excess of col (i) over col (j), if any	
			209
			21,517
			383
			4,241
			2,863
			450
			4,418
			774
			29,407
			6,309

Form 990PF Part IV - Capital Gains and Losses for Tax on Investment Income - Columns a - d

(a) List and describe the kind(s) of property sold (e g , real estate, 2-story brick warehouse, or common stock, 200 shs MLC Co)	(b) How acquired P—Purchase D—Donation	(c) Date acquired (mo , day, yr)	(d) Date sold (mo , day, yr)
221 COSTCO WHOLESALE CORPORATION		2009-07-02	2014-08-20
301 COVANCE INC		2010-07-29	2014-08-20
645 CULP INC		2014-04-01	2014-08-20
95 DST SYSTEMS INC-DEL		2011-02-22	2014-08-20
528 DANAHER CORP		2008-04-17	2014-08-20
244 DAVITA INC		2008-01-07	2014-08-20
238 DAVITA INC		2013-08-20	2014-08-20
5445 DENNYS CORP		2013-04-18	2014-08-20
190 DESTINATION MATERNITY CORP		2013-08-05	2014-08-20
1040 DESTINATION MATERNITY CORP		2014-03-20	2014-08-20

Form 990PF Part IV - Capital Gains and Losses for Tax on Investment Income - Columns e - h

(e) Gross sales price	(f) Depreciation allowed (or allowable)	(g) Cost or other basis plus expense of sale	(h) Gain or (loss) (e) plus (f) minus (g)
26,703		9,909	16,794
25,592		11,862	13,730
11,358		12,895	-1,537
8,791		4,751	4,040
40,608		19,737	20,871
17,968		6,806	11,162
17,526		13,316	4,210
36,651		29,325	7,326
3,661		5,691	-2,030
20,039		31,702	-11,663

Form 990PF Part IV - Capital Gains and Losses for Tax on Investment Income - Columns i - l

Complete only for assets showing gain in column (h) and owned by the foundation on 12/31/69			(l) Gains (Col (h) gain minus col (k), but not less than -0-) or Losses (from col (h))
(i) F M V as of 12/31/69	(j) Adjusted basis as of 12/31/69	(k) Excess of col (i) over col (j), if any	
			16,794
			13,730
			-1,537
			4,040
			20,871
			11,162
			4,210
			7,326
			-2,030
			-11,663

Form 990PF Part IV - Capital Gains and Losses for Tax on Investment Income - Columns a - d

(a) List and describe the kind(s) of property sold (e g , real estate, 2-story brick warehouse, or common stock, 200 shs MLC Co)	(b) How acquired P—Purchase D—Donation	(c) Date acquired (mo , day, yr)	(d) Date sold (mo , day, yr)
140 DIGITALGLOBE INC		2014-03-26	2014-08-20
615 DIGITALGLOBE INC		2013-04-18	2014-08-20
384 DISCOVERY COMMUNICATIONS INC CL A		2014-04-01	2014-08-20
384 DISCOVERY COMMUNICATIONS C		2014-04-01	2014-08-20
890 ECHOSTAR CORPORATION A		2011-02-22	2014-08-20
353 ECOLAB INC		2013-02-06	2014-08-20
139 9999 ENPRO INDUSTRIES INC		2014-01-14	2014-08-20
650 0001 ENPRO INDUSTRIES INC		2014-03-26	2014-08-20
703 EXPRESS SCRIPTS HLDGS C		2013-02-06	2014-08-20
693 FMC TECHNOLOGIES INC		2012-05-10	2014-08-20

Form 990PF Part IV - Capital Gains and Losses for Tax on Investment Income - Columns e - h

(e) Gross sales price	(f) Depreciation allowed (or allowable)	(g) Cost or other basis plus expense of sale	(h) Gain or (loss) (e) plus (f) minus (g)
4,149		4,273	-124
18,225		17,035	1,190
17,123		16,221	902
16,518		15,798	720
43,816		29,530	14,286
40,193		25,797	14,396
9,308		10,207	-899
43,216		47,181	-3,965
52,358		38,781	13,577
41,780		21,215	20,565

Form 990PF Part IV - Capital Gains and Losses for Tax on Investment Income - Columns i - l

Complete only for assets showing gain in column (h) and owned by the foundation on 12/31/69			(l) Gains (Col (h) gain minus col (k), but not less than -0-) or Losses (from col (h))
(i) F M V as of 12/31/69	(j) Adjusted basis as of 12/31/69	(k) Excess of col (i) over col (j), if any	
			-124
			1,190
			902
			720
			14,286
			14,396
			-899
			-3,965
			13,577
			20,565

Form 990PF Part IV - Capital Gains and Losses for Tax on Investment Income - Columns a - d

(a) List and describe the kind(s) of property sold (e g , real estate, 2-story brick warehouse, or common stock, 200 shs MLC Co)	(b) How acquired P—Purchase D—Donation	(c) Date acquired (mo , day, yr)	(d) Date sold (mo , day, yr)
300 FARMERS CAPITAL BANK CORP		2014-07-22	2014-08-20
630 FASTENAL CO		2014-07-14	2014-08-20
306 FLUOR CORP NEW COM		2010-11-23	2014-08-20
551 FLY LEASING LTD A D R		2011-10-03	2014-08-20
1470 FOREST CITY ENTERPRISES INC CL A		2013-10-29	2014-08-20
185 FOSSIL GROUP INC		2011-12-22	2014-08-20
2305 GFI GROUP INC		2011-02-25	2014-08-20
516 GILEAD SCIENCES INC		2014-02-04	2014-08-20
46 GOOGLE INC CL A		2008-12-03	2014-08-20
46 GOOGLE INC CL C		2008-12-03	2014-08-20

Form 990PF Part IV - Capital Gains and Losses for Tax on Investment Income - Columns e - h

(e) Gross sales price	(f) Depreciation allowed (or allowable)	(g) Cost or other basis plus expense of sale	(h) Gain or (loss) (e) plus (f) minus (g)
6,741		6,744	-3
28,444		29,094	-650
22,663		17,518	5,145
8,060		6,190	1,870
29,664		29,940	-276
18,437		15,590	2,847
10,386		10,280	106
52,553		39,592	12,961
27,375		6,385	20,990
26,876		6,364	20,512

Form 990PF Part IV - Capital Gains and Losses for Tax on Investment Income - Columns i - l

Complete only for assets showing gain in column (h) and owned by the foundation on 12/31/69			(l) Gains (Col (h) gain minus col (k), but not less than -0-) or Losses (from col (h))
(i) F M V as of 12/31/69	(j) Adjusted basis as of 12/31/69	(k) Excess of col (i) over col (j), if any	
			-3
			-650
			5,145
			1,870
			-276
			2,847
			106
			12,961
			20,990
			20,512

Form 990PF Part IV - Capital Gains and Losses for Tax on Investment Income - Columns a - d

(a) List and describe the kind(s) of property sold (e g , real estate, 2-story brick warehouse, or common stock, 200 shs MLC Co)	(b) How acquired P—Purchase D—Donation	(c) Date acquired (mo , day, yr)	(d) Date sold (mo , day, yr)
375 INNOPHOS HOLDINGS		2013-04-18	2014-08-20
96 INTUITIVE SURGICAL INC		2013-07-09	2014-08-20
360 K M G CHEMICALS INC		2011-02-25	2014-08-20
820 KADANT INC		2014-03-20	2014-08-20
330 KEMPER CORP		2012-10-17	2014-08-20
520 ESTEE LAUDER COMPANIES CL A		2012-03-16	2014-08-20
855 MFA FINANCIAL INC		2013-04-18	2014-08-20
2230 MFA FINANCIAL INC		2014-06-05	2014-08-20
245 M T S SYS CORP		2013-02-27	2014-08-20
400 MAXIMUS INC		2011-02-25	2014-08-20

Form 990PF Part IV - Capital Gains and Losses for Tax on Investment Income - Columns e - h

(e) Gross sales price	(f) Depreciation allowed (or allowable)	(g) Cost or other basis plus expense of sale	(h) Gain or (loss) (e) plus (f) minus (g)
21,874		19,326	2,548
44,942		43,071	1,871
5,853		6,823	-970
32,694		29,600	3,094
11,787		10,431	1,356
39,935		32,870	7,065
7,126		7,113	13
18,585		18,567	18
17,447		13,606	3,841
16,588		7,359	9,229

Form 990PF Part IV - Capital Gains and Losses for Tax on Investment Income - Columns i - l

Complete only for assets showing gain in column (h) and owned by the foundation on 12/31/69			(l) Gains (Col (h) gain minus col (k), but not less than -0-) or Losses (from col (h))
(i) F M V as of 12/31/69	(j) Adjusted basis as of 12/31/69	(k) Excess of col (i) over col (j), if any	
			2,548
			1,871
			-970
			3,094
			1,356
			7,065
			13
			18
			3,841
			9,229

Form 990PF Part IV - Capital Gains and Losses for Tax on Investment Income - Columns a - d

(a) List and describe the kind(s) of property sold (e g , real estate, 2-story brick warehouse, or common stock, 200 shs MLC Co)	(b) How acquired P—Purchase D—Donation	(c) Date acquired (mo , day, yr)	(d) Date sold (mo , day, yr)
472 MEAD JOHNSON NUTRITION CO		2013-07-10	2014-08-20
259 99965 MONEYGRAM INTERNATIONAL INC COM		2014-04-15	2014-08-20
795 00035 MONEYGRAM INTERNATIONAL INC COM		2014-04-14	2014-08-20
627 NATIONAL INSTRS CORP		2011-06-28	2014-08-20
77 NEENAH PAPER INC		2013-07-30	2014-08-20
253 NEENAH PAPER INC		2014-08-15	2014-08-20
1325 NORTHSTAR ASSET MANAGEMEN		2014-07-01	2014-08-20
720 OCEANFIRST FINL CORP		2012-12-28	2014-08-20
805 ORBCOMM INC		2012-07-25	2014-08-20
755 ORITANI FINL CORP		2013-04-18	2014-08-20

Form 990PF Part IV - Capital Gains and Losses for Tax on Investment Income - Columns e - h

(e) Gross sales price	(f) Depreciation allowed (or allowable)	(g) Cost or other basis plus expense of sale	(h) Gain or (loss) (e) plus (f) minus (g)
44,579		32,353	12,226
3,803		4,630	-827
11,628		13,781	-2,153
20,753		18,305	2,448
4,216		3,020	1,196
13,852		13,134	718
24,325		22,506	1,819
12,110		9,755	2,355
4,952		2,595	2,357
11,254		10,166	1,088

Form 990PF Part IV - Capital Gains and Losses for Tax on Investment Income - Columns i - l

Complete only for assets showing gain in column (h) and owned by the foundation on 12/31/69			(l) Gains (Col (h) gain minus col (k), but not less than -0-) or Losses (from col (h))
(i) F M V as of 12/31/69	(j) Adjusted basis as of 12/31/69	(k) Excess of col (i) over col (j), if any	
			12,226
			-827
			-2,153
			2,448
			1,196
			718
			1,819
			2,355
			2,357
			1,088

Form 990PF Part IV - Capital Gains and Losses for Tax on Investment Income - Columns a - d

(a) List and describe the kind(s) of property sold (e g , real estate, 2-story brick warehouse, or common stock, 200 shs MLC Co)	(b) How acquired P—Purchase D—Donation	(c) Date acquired (mo , day, yr)	(d) Date sold (mo , day, yr)
445 PACIFIC PREMIER BANCORP INC		2013-02-05	2014-08-20
661 QUALCOMM CORP		2012-12-17	2014-08-20
380 RENASANT CORP		2011-06-30	2014-08-20
610 RIGNET INC		2011-02-25	2014-08-20
598 SALESFORCE COM INC		2013-06-04	2014-08-20
424 SCHLUMBERGER LTD		2002-12-09	2014-08-20
174 CHARLES SCHWAB CORP		2014-06-16	2014-08-20
1693 CHARLES SCHWAB CORP		2012-12-19	2014-08-20
25 SPRINGLEAF HOLDINGS INC		2013-10-15	2014-08-20
448 STAGE STORES INC		2013-08-14	2014-08-20

Form 990PF Part IV - Capital Gains and Losses for Tax on Investment Income - Columns e - h

(e) Gross sales price	(f) Depreciation allowed (or allowable)	(g) Cost or other basis plus expense of sale	(h) Gain or (loss) (e) plus (f) minus (g)
6,515		3,650	2,865
50,459		36,310	14,149
10,849		5,524	5,325
27,766		9,044	18,722
33,137		11,458	21,679
46,365		9,716	36,649
4,937		4,494	443
48,038		24,809	23,229
818		425	393
8,299		10,476	-2,177

Form 990PF Part IV - Capital Gains and Losses for Tax on Investment Income - Columns i - l

Complete only for assets showing gain in column (h) and owned by the foundation on 12/31/69			(l) Gains (Col (h) gain minus col (k), but not less than -0-) or Losses (from col (h))
(i) F M V as of 12/31/69	(j) Adjusted basis as of 12/31/69	(k) Excess of col (i) over col (j), if any	
			2,865
			14,149
			5,325
			18,722
			21,679
			36,649
			443
			23,229
			393
			-2,177

Form 990PF Part IV - Capital Gains and Losses for Tax on Investment Income - Columns a - d

(a) List and describe the kind(s) of property sold (e g , real estate, 2-story brick warehouse, or common stock, 200 shs MLC Co)	(b) How acquired P—Purchase D—Donation	(c) Date acquired (mo , day, yr)	(d) Date sold (mo , day, yr)
566 STARBUCKS CORP		2012-11-01	2014-08-20
655 STARZ A		2013-01-16	2014-08-20
293 STERICYCLE INC		2010-02-17	2014-08-20
605 SUSSER HOLDINGS CORP		2012-09-18	2014-08-20
880 SYNOVUS FINANCIAL CORP		2014-08-14	2014-08-20
435 SYNOVUS FINANCIAL CORP		2013-04-23	2014-08-20
3030 TFS FINL CORP		2014-05-06	2014-08-20
425 THERMON GROUP HOLDINGS INC		2011-08-04	2014-08-20
790 TRIMAS CORP		2011-03-25	2014-08-20
216 VISA INC		2013-08-26	2014-08-20

Form 990PF Part IV - Capital Gains and Losses for Tax on Investment Income - Columns e - h

(e) Gross sales price	(f) Depreciation allowed (or allowable)	(g) Cost or other basis plus expense of sale	(h) Gain or (loss) (e) plus (f) minus (g)
44,102		26,210	17,892
19,385		10,290	9,095
34,987		15,351	19,636
49,167		22,773	26,394
20,739		20,348	391
10,252		8,057	2,195
41,203		39,015	2,188
11,805		6,105	5,700
25,504		16,435	9,069
46,534		38,371	8,163

Form 990PF Part IV - Capital Gains and Losses for Tax on Investment Income - Columns i - l

Complete only for assets showing gain in column (h) and owned by the foundation on 12/31/69			(l) Gains (Col (h) gain minus col (k), but not less than -0-) or Losses (from col (h))
(i) F M V as of 12/31/69	(j) Adjusted basis as of 12/31/69	(k) Excess of col (i) over col (j), if any	
			17,892
			9,095
			19,636
			26,394
			391
			2,195
			2,188
			5,700
			9,069
			8,163

Form 990PF Part IV - Capital Gains and Losses for Tax on Investment Income - Columns a - d

(a) List and describe the kind(s) of property sold (e g , real estate, 2-story brick warehouse, or common stock, 200 shs MLC Co)	(b) How acquired P—Purchase D—Donation	(c) Date acquired (mo , day, yr)	(d) Date sold (mo , day, yr)
615 VISHAY PRECISION GROUP		2012-02-08	2014-08-20
34158 513 WASATCH FDS INC		2011-07-13	2014-08-20
10082 251 WASATCH FDS INC		2013-12-27	2014-08-20
118 WHOLE FOODS MARKET INC		2013-05-15	2014-08-20
797 WHOLE FOODS MARKET INC		2014-02-19	2014-08-20
1405 GENPACT LIMITED		2010-03-29	2014-08-20
1615 MAIDEN HOLDINGS LTD		2011-07-26	2014-08-20
133 CORE LABORATORIES N V		2011-08-08	2014-08-20
95 CORE LABORATORIES N V		2014-06-03	2014-08-20
195 MONDELEZ INTERNATIONAL W I		2010-11-03	2014-08-21

Form 990PF Part IV - Capital Gains and Losses for Tax on Investment Income - Columns e - h

(e) Gross sales price	(f) Depreciation allowed (or allowable)	(g) Cost or other basis plus expense of sale	(h) Gain or (loss) (e) plus (f) minus (g)
10,015		9,835	180
95,302		89,837	5,465
28,129		26,516	1,613
4,503		6,086	-1,583
30,417		41,604	-11,187
25,024		22,884	2,140
19,507		15,087	4,420
19,734		13,362	6,372
14,096		15,077	-981
7,052		4,023	3,029

Form 990PF Part IV - Capital Gains and Losses for Tax on Investment Income - Columns i - l

Complete only for assets showing gain in column (h) and owned by the foundation on 12/31/69			(l) Gains (Col (h) gain minus col (k), but not less than -0-) or Losses (from col (h))
(i) F M V as of 12/31/69	(j) Adjusted basis as of 12/31/69	(k) Excess of col (i) over col (j), if any	
			180
			5,465
			1,613
			-1,583
			-11,187
			2,140
			4,420
			6,372
			-981
			3,029

Form 990PF Part IV - Capital Gains and Losses for Tax on Investment Income - Columns a - d

(a) List and describe the kind(s) of property sold (e g , real estate, 2-story brick warehouse, or common stock, 200 shs MLC Co)	(b) How acquired P—Purchase D—Donation	(c) Date acquired (mo , day, yr)	(d) Date sold (mo , day, yr)
283 MONDELEZ INTERNATIONAL WI		2014-03-28	2014-08-21
135 STAGE STORES INC		2013-10-04	2014-08-21
262 STAGE STORES INC		2013-08-15	2014-08-21
252 MONDELEZ INTERNATIONAL WI		2010-11-03	2014-08-22
308 STAGE STORES INC		2013-10-03	2014-08-22
629 MONDELEZ INTERNATIONAL WI		2010-11-03	2014-08-25
2585 SUSSEH HOLDINGS CORP		2014-08-25	2014-08-25
671 SUSSEH HOLDINGS CORP		2014-08-25	2014-08-25
671 SUSSEH HOLDINGS CORP		2014-08-25	2014-08-25
334 MONDELEZ INTERNATIONAL WI		2010-11-03	2014-08-26

Form 990PF Part IV - Capital Gains and Losses for Tax on Investment Income - Columns e - h

(e) Gross sales price	(f) Depreciation allowed (or allowable)	(g) Cost or other basis plus expense of sale	(h) Gain or (loss) (e) plus (f) minus (g)
10,234		9,758	476
2,367		2,700	-333
4,593		6,054	-1,461
9,083		5,198	3,885
5,110		6,062	-952
22,710		12,975	9,735
102,127			102,127
20,195			20,195
2,117			2,117
12,049		6,890	5,159

Form 990PF Part IV - Capital Gains and Losses for Tax on Investment Income - Columns i - l

Complete only for assets showing gain in column (h) and owned by the foundation on 12/31/69			(l) Gains (Col (h) gain minus col (k), but not less than -0-) or Losses (from col (h))
(i) F M V as of 12/31/69	(j) Adjusted basis as of 12/31/69	(k) Excess of col (i) over col (j), if any	
			476
			-333
			-1,461
			3,885
			-952
			9,735
			102,127
			20,195
			2,117
			5,159

Form 990PF Part IV - Capital Gains and Losses for Tax on Investment Income - Columns a - d

(a) List and describe the kind(s) of property sold (e g , real estate, 2-story brick warehouse, or common stock, 200 shs MLC Co)	(b) How acquired P—Purchase D—Donation	(c) Date acquired (mo , day, yr)	(d) Date sold (mo , day, yr)
84 ACCENTURE PLC CL A		2009-03-27	2014-08-26
765 BEST BUY COMPANY INC		2014-01-16	2014-08-29
5 NORTHSTAR REALTY FINANCE		2014-01-29	2014-08-29
5 NORTHSTAR ASSET MANAGEMEN		2014-02-28	2014-08-29
829 ENERGY TRANSFER PARTNERS L P		2013-01-04	2014-09-02
140 CORE MARK HLDG CO INC		2012-07-23	2014-09-03
176 ENERGY TRANSFER PARTNERS L P		2012-11-28	2014-09-03
35000 U S TREASURY NT 0 375% 2/15/16		2014-08-25	2014-09-03
230 APPLE COMPUTER INC		2013-02-06	2014-09-04
629 BEST BUY COMPANY INC		2014-01-14	2014-09-04

Form 990PF Part IV - Capital Gains and Losses for Tax on Investment Income - Columns e - h

(e) Gross sales price	(f) Depreciation allowed (or allowable)	(g) Cost or other basis plus expense of sale	(h) Gain or (loss) (e) plus (f) minus (g)
6,853		2,321	4,532
24,436		20,504	3,932
10		7	3
10		8	2
47,328		40,737	6,591
7,151		3,341	3,810
10,069		8,491	1,578
35,037		35,034	3
22,877		15,152	7,725
20,277		23,252	-2,975

Form 990PF Part IV - Capital Gains and Losses for Tax on Investment Income - Columns i - l

Complete only for assets showing gain in column (h) and owned by the foundation on 12/31/69			(l) Gains (Col (h) gain minus col (k), but not less than -0-) or Losses (from col (h))
(i) F M V as of 12/31/69	(j) Adjusted basis as of 12/31/69	(k) Excess of col (i) over col (j), if any	
			4,532
			3,932
			3
			2
			6,591
			3,810
			1,578
			3
			7,725
			-2,975

Form 990PF Part IV - Capital Gains and Losses for Tax on Investment Income - Columns a - d

(a) List and describe the kind(s) of property sold (e g , real estate, 2-story brick warehouse, or common stock, 200 shs MLC Co)	(b) How acquired P—Purchase D—Donation	(c) Date acquired (mo , day, yr)	(d) Date sold (mo , day, yr)
22408 687 BROWN ADVISORY MORT SEC INS		2014-06-13	2014-09-04
413 ENERGY TRANSFER PARTNERS L P		2012-10-05	2014-09-04
405 GUESS INC		2011-07-15	2014-09-04
300000 U S TREASURY NT 0 375% 2/15/16		2014-08-25	2014-09-04
485 ENERGY TRANSFER PARTNERS L P		2012-12-31	2014-09-05
141 9746 ENERGY TRANSFER PARTNERS L P		2013-08-23	2014-09-05
53 0254 ENERGY TRANSFER PARTNERS L P		2014-04-25	2014-09-05
685000 U S TREASURY NT 2 750% 2/15/24		2014-08-11	2014-09-08
1070000 U S TREASURY NT 0 375% 2/15/16		2014-01-15	2014-09-08
210 ASSURANT INC		2012-10-24	2014-09-09

Form 990PF Part IV - Capital Gains and Losses for Tax on Investment Income - Columns e - h

(e) Gross sales price	(f) Depreciation allowed (or allowable)	(g) Cost or other basis plus expense of sale	(h) Gain or (loss) (e) plus (f) minus (g)
227,000		227,448	-448
23,490		19,769	3,721
9,389		16,166	-6,777
300,328		299,804	524
27,601		22,727	4,874
8,082		8,185	-103
3,019		3,057	-38
703,811		704,424	-613
1,071,421		1,067,888	3,533
13,796		8,165	5,631

Form 990PF Part IV - Capital Gains and Losses for Tax on Investment Income - Columns i - l

Complete only for assets showing gain in column (h) and owned by the foundation on 12/31/69			(l) Gains (Col (h) gain minus col (k), but not less than -0-) or Losses (from col (h))
(i) F M V as of 12/31/69	(j) Adjusted basis as of 12/31/69	(k) Excess of col (i) over col (j), if any	
			-448
			3,721
			-6,777
			524
			4,874
			-103
			-38
			-613
			3,533
			5,631

Form 990PF Part IV - Capital Gains and Losses for Tax on Investment Income - Columns a - d

(a) List and describe the kind(s) of property sold (e g , real estate, 2-story brick warehouse, or common stock, 200 shs MLC Co)	(b) How acquired P—Purchase D—Donation	(c) Date acquired (mo , day, yr)	(d) Date sold (mo , day, yr)
375 GUESS INC		2011-07-15	2014-09-09
281 3248 ENERGY TRANSFER PARTNERS L P		2013-08-28	2014-09-10
17 6752 ENERGY TRANSFER PARTNERS L P		2014-03-28	2014-09-10
210 CORE MARK HLDG CO INC		2012-08-16	2014-09-11
140000 NASDAQ OMX GROUP 4 250% 6/01/24		2014-06-13	2014-09-11
2389 GFI GROUP INC		2013-04-19	2014-09-12
261 GUESS INC		2011-09-15	2014-09-12
67 APPLE COMPUTER INC		2008-11-20	2014-09-15
512 GFI GROUP INC		2013-02-05	2014-09-15
83 QUALCOMM CORP		2009-10-09	2014-09-15

Form 990PF Part IV - Capital Gains and Losses for Tax on Investment Income - Columns e - h

(e) Gross sales price	(f) Depreciation allowed (or allowable)	(g) Cost or other basis plus expense of sale	(h) Gain or (loss) (e) plus (f) minus (g)
8,656		14,839	-6,183
16,183		16,219	-36
1,017		1,019	-2
11,113		5,009	6,104
140,899		139,839	1,060
14,295		7,785	6,510
5,995		8,823	-2,828
6,815		770	6,045
3,074		1,603	1,471
6,230		3,399	2,831

Form 990PF Part IV - Capital Gains and Losses for Tax on Investment Income - Columns i - l

Complete only for assets showing gain in column (h) and owned by the foundation on 12/31/69			(l) Gains (Col (h) gain minus col (k), but not less than -0-) or Losses (from col (h))
(i) F M V as of 12/31/69	(j) Adjusted basis as of 12/31/69	(k) Excess of col (i) over col (j), if any	
			-6,183
			-36
			-2
			6,104
			1,060
			6,510
			-2,828
			6,045
			1,471
			2,831

Form 990PF Part IV - Capital Gains and Losses for Tax on Investment Income - Columns a - d

(a) List and describe the kind(s) of property sold (e g , real estate, 2-story brick warehouse, or common stock, 200 shs MLC Co)	(b) How acquired P—Purchase D—Donation	(c) Date acquired (mo , day, yr)	(d) Date sold (mo , day, yr)
120000 SOUTHERN CA EDISON 5 350% 7/15/35		2014-06-13	2014-09-15
57 APPLE COMPUTER INC		2008-11-20	2014-09-16
1008 GFI GROUP INC		2013-02-05	2014-09-16
64 QUALCOMM CORP		2009-10-09	2014-09-16
611 GFI GROUP INC		2013-02-05	2014-09-17
97 QUALCOMM CORP		2009-10-09	2014-09-17
300000 U S TREASURY NT 2 125% 11/30/14		2014-09-08	2014-09-17
917 GFI GROUP INC		2013-02-05	2014-09-18
305 OCEANFIRST FINL CORP		2011-07-29	2014-09-18
70 QUALCOMM CORP		2009-10-09	2014-09-18

Form 990PF Part IV - Capital Gains and Losses for Tax on Investment Income - Columns e - h

(e) Gross sales price	(f) Depreciation allowed (or allowable)	(g) Cost or other basis plus expense of sale	(h) Gain or (loss) (e) plus (f) minus (g)
140,198		140,073	125
5,734		655	5,079
5,824		3,155	2,669
4,838		2,621	2,217
3,486		1,912	1,574
7,352		3,973	3,379
301,242		301,252	-10
5,090		2,870	2,220
5,071		4,093	978
5,334		2,867	2,467

Form 990PF Part IV - Capital Gains and Losses for Tax on Investment Income - Columns i - l

Complete only for assets showing gain in column (h) and owned by the foundation on 12/31/69			(l) Gains (Col (h) gain minus col (k), but not less than -0-) or Losses (from col (h))
(i) F M V as of 12/31/69	(j) Adjusted basis as of 12/31/69	(k) Excess of col (i) over col (j), if any	
			125
			5,079
			2,669
			2,217
			1,574
			3,379
			-10
			2,220
			978
			2,467

Form 990PF Part IV - Capital Gains and Losses for Tax on Investment Income - Columns a - d

(a) List and describe the kind(s) of property sold (e g , real estate, 2-story brick warehouse, or common stock, 200 shs MLC Co)	(b) How acquired P—Purchase D—Donation	(c) Date acquired (mo , day, yr)	(d) Date sold (mo , day, yr)
515 CANADIAN NATURAL RESOURCES LTD		2013-02-06	2014-09-19
1033 GFI GROUP INC		2013-02-05	2014-09-19
340 NETAPP INC		2014-02-24	2014-09-19
160 NETAPP INC		2012-05-03	2014-09-19
65 QUALCOMM CORP		2009-10-09	2014-09-19
181 KNIGHT TRANSN INC		2012-07-12	2014-09-22
215 NETAPP INC		2012-05-03	2014-09-22
582 NETAPP INC		2014-07-11	2014-09-22
162 KNIGHT TRANSN INC		2012-07-18	2014-09-23
525 BEST BUY COMPANY INC		2014-01-16	2014-09-24

Form 990PF Part IV - Capital Gains and Losses for Tax on Investment Income - Columns e - h

(e) Gross sales price	(f) Depreciation allowed (or allowable)	(g) Cost or other basis plus expense of sale	(h) Gain or (loss) (e) plus (f) minus (g)
20,809		15,429	5,380
5,787		3,219	2,568
14,651		13,641	1,010
6,895		6,152	743
4,920		2,662	2,258
4,903		2,800	2,103
9,230		8,266	964
24,984		21,541	3,443
4,394		2,501	1,893
17,719		14,071	3,648

Form 990PF Part IV - Capital Gains and Losses for Tax on Investment Income - Columns i - l

Complete only for assets showing gain in column (h) and owned by the foundation on 12/31/69			(l) Gains (Col (h) gain minus col (k), but not less than -0-) or Losses (from col (h))
(i) F M V as of 12/31/69	(j) Adjusted basis as of 12/31/69	(k) Excess of col (i) over col (j), if any	
			5,380
			2,568
			1,010
			743
			2,258
			2,103
			964
			3,443
			1,893
			3,648

Form 990PF Part IV - Capital Gains and Losses for Tax on Investment Income - Columns a - d

(a) List and describe the kind(s) of property sold (e g , real estate, 2-story brick warehouse, or common stock, 200 shs MLC Co)	(b) How acquired P—Purchase D—Donation	(c) Date acquired (mo , day, yr)	(d) Date sold (mo , day, yr)
840 CISCO SYSTEMS		2013-08-15	2014-09-24
830 CISCO SYSTEMS		2013-10-08	2014-09-24
422 GFI GROUP INC		2012-04-25	2014-09-24
294 KENNAMETAL INC		2013-03-14	2014-09-24
74 KNIGHT TRANSN INC		2012-07-18	2014-09-24
635 ORACLE SYSTEMS		2012-01-27	2014-09-24
405 STARZ A		2013-01-15	2014-09-24
153 GFI GROUP INC		2012-04-24	2014-09-25
1971 ISHARES IBOXX HIGH YIELD ETF		2014-06-13	2014-09-25
695 BEST BUY COMPANY INC		2014-01-16	2014-09-26

Form 990PF Part IV - Capital Gains and Losses for Tax on Investment Income - Columns e - h

(e) Gross sales price	(f) Depreciation allowed (or allowable)	(g) Cost or other basis plus expense of sale	(h) Gain or (loss) (e) plus (f) minus (g)
20,780		20,639	141
20,533		18,937	1,596
2,322		1,210	1,112
12,359		12,225	134
2,006		1,139	867
24,595		18,412	6,183
12,445		6,279	6,166
841		438	403
181,372		187,138	-5,766
22,937		18,627	4,310

Form 990PF Part IV - Capital Gains and Losses for Tax on Investment Income - Columns i - l

Complete only for assets showing gain in column (h) and owned by the foundation on 12/31/69			(l) Gains (Col (h) gain minus col (k), but not less than -0-) or Losses (from col (h))
(i) F M V as of 12/31/69	(j) Adjusted basis as of 12/31/69	(k) Excess of col (i) over col (j), if any	
			141
			1,596
			1,112
			134
			867
			6,183
			6,166
			403
			-5,766
			4,310

Form 990PF Part IV - Capital Gains and Losses for Tax on Investment Income - Columns a - d

(a) List and describe the kind(s) of property sold (e g , real estate, 2-story brick warehouse, or common stock, 200 shs MLC Co)	(b) How acquired P—Purchase D—Donation	(c) Date acquired (mo , day, yr)	(d) Date sold (mo , day, yr)
460 CANADIAN NATURAL RESOURCES LTD		2013-02-06	2014-09-26
115 CORE MARK HLDG CO INC		2012-08-16	2014-09-26
25 ENDOLOGIX INC		2013-12-10	2014-09-26
115 ENDOLOGIX INC		2013-06-20	2014-09-26
317 GFI GROUP INC		2012-04-27	2014-09-26
428 ENDOLOGIX INC		2013-06-20	2014-09-29
87 ENDOLOGIX INC		2014-03-28	2014-09-29
91 GLOBAL PMTS INC COM W/RIGHTS ATTACHED EXP 1/26/2011		2009-04-15	2014-09-29
22 GLOBAL PMTS INC COM W/RIGHTS ATTACHED EXP 1/26/2011		2014-09-12	2014-09-29
340 KNIGHT TRANSN INC		2012-07-18	2014-09-29

Form 990PF Part IV - Capital Gains and Losses for Tax on Investment Income - Columns e - h

(e) Gross sales price	(f) Depreciation allowed (or allowable)	(g) Cost or other basis plus expense of sale	(h) Gain or (loss) (e) plus (f) minus (g)
18,176		13,743	4,433
5,978		2,726	3,252
332		425	-93
1,526		1,542	-16
1,726		898	828
4,574		5,637	-1,063
930		1,138	-208
6,386		2,964	3,422
1,544		1,558	-14
9,242		5,235	4,007

Form 990PF Part IV - Capital Gains and Losses for Tax on Investment Income - Columns i - l

Complete only for assets showing gain in column (h) and owned by the foundation on 12/31/69			(l) Gains (Col (h) gain minus col (k), but not less than -0-) or Losses (from col (h))
(i) F M V as of 12/31/69	(j) Adjusted basis as of 12/31/69	(k) Excess of col (i) over col (j), if any	
			4,433
			3,252
			-93
			-16
			828
			-1,063
			-208
			3,422
			-14
			4,007

Form 990PF Part IV - Capital Gains and Losses for Tax on Investment Income - Columns a - d

(a) List and describe the kind(s) of property sold (e g , real estate, 2-story brick warehouse, or common stock, 200 shs MLC Co)	(b) How acquired P—Purchase D—Donation	(c) Date acquired (mo , day, yr)	(d) Date sold (mo , day, yr)
85000 ZIONS BANCORPORATION 4 500% 6/13/23		2014-08-21	2014-09-29
59 CORE MARK HLDG CO INC		2012-07-24	2014-09-30
95 ENDOLOGIX INC		2012-10-11	2014-09-30
83 GLOBAL PMTS INC COM W/RIGHTS ATTACHED EXP 1/26/2011		2009-04-15	2014-09-30
84 GLOBAL PMTS INC COM W/RIGHTS ATTACHED EXP 1/26/2011		2009-04-15	2014-09-30
20000 REALTY INCOME CORP 4 650% 8/01/23		2014-06-13	2014-09-30
150000 U S TREASURY NT 2 125% 11/30/14		2014-09-08	2014-09-30
126 COVANCE INC		2009-04-27	2014-10-01
110 GLOBAL PMTS INC COM W/RIGHTS ATTACHED EXP 1/26/2011		2009-04-15	2014-10-01
49 IDEX CORP		2014-09-12	2014-10-01

Form 990PF Part IV - Capital Gains and Losses for Tax on Investment Income - Columns e - h

(e) Gross sales price	(f) Depreciation allowed (or allowable)	(g) Cost or other basis plus expense of sale	(h) Gain or (loss) (e) plus (f) minus (g)
91,392		88,777	2,615
3,128		1,394	1,734
1,001		1,227	-226
5,821		2,704	3,117
5,880		2,736	3,144
21,228		21,306	-78
150,510		150,514	-4
9,680		4,465	5,215
7,590		3,583	4,007
3,481		3,731	-250

Form 990PF Part IV - Capital Gains and Losses for Tax on Investment Income - Columns i - l

Complete only for assets showing gain in column (h) and owned by the foundation on 12/31/69			(l) Gains (Col (h) gain minus col (k), but not less than -0-) or Losses (from col (h))
(i) F M V as of 12/31/69	(j) Adjusted basis as of 12/31/69	(k) Excess of col (i) over col (j), if any	
			2,615
			1,734
			-226
			3,117
			3,144
			-78
			-4
			5,215
			4,007
			-250

Form 990PF Part IV - Capital Gains and Losses for Tax on Investment Income - Columns a - d

(a) List and describe the kind(s) of property sold (e g , real estate, 2-story brick warehouse, or common stock, 200 shs MLC Co)	(b) How acquired P—Purchase D—Donation	(c) Date acquired (mo , day, yr)	(d) Date sold (mo , day, yr)
40 IDEX CORP		2009-04-15	2014-10-01
14000 REALTY INCOME CORP 4 650% 8/01/23		2014-06-13	2014-10-01
88 ACCENTURE PLC CL A		2009-03-27	2014-10-01
36 IDEX CORP		2009-04-15	2014-10-02
96000 REALTY INCOME CORP 4 650% 8/01/23		2014-06-13	2014-10-02
158 ACCENTURE PLC CL A		2009-04-17	2014-10-02
88 ACCENTURE PLC CL A		2009-04-17	2014-10-03
261 GENPACT LIMITED		2014-09-12	2014-10-03
60 GENPACT LIMITED		2010-11-29	2014-10-03
86 EDWARDS LIFESCIENCES CORP		2014-03-28	2014-10-06

Form 990PF Part IV - Capital Gains and Losses for Tax on Investment Income - Columns e - h

(e) Gross sales price	(f) Depreciation allowed (or allowable)	(g) Cost or other basis plus expense of sale	(h) Gain or (loss) (e) plus (f) minus (g)
2,842		914	1,928
14,966		14,913	53
7,043		2,432	4,611
2,546		822	1,724
102,490		102,262	228
12,536		4,269	8,267
7,073		2,364	4,709
4,221		4,500	-279
970		869	101
9,227		6,142	3,085

Form 990PF Part IV - Capital Gains and Losses for Tax on Investment Income - Columns i - l

Complete only for assets showing gain in column (h) and owned by the foundation on 12/31/69			(l) Gains (Col (h) gain minus col (k), but not less than -0-) or Losses (from col (h))
(i) F M V as of 12/31/69	(j) Adjusted basis as of 12/31/69	(k) Excess of col (i) over col (j), if any	
			1,928
			53
			4,611
			1,724
			228
			8,267
			4,709
			-279
			101
			3,085

Form 990PF Part IV - Capital Gains and Losses for Tax on Investment Income - Columns a - d

(a) List and describe the kind(s) of property sold (e g , real estate, 2-story brick warehouse, or common stock, 200 shs MLC Co)	(b) How acquired P—Purchase D—Donation	(c) Date acquired (mo , day, yr)	(d) Date sold (mo , day, yr)
90 ACCENTURE PLC CL A		2009-04-17	2014-10-06
6 EDWARDS LIFESCIENCES CORP		2014-03-28	2014-10-07
790 HARTFORD FINANCIAL SERVICES GROUP INC		2012-12-31	2014-10-07
315 M & T BK CORP COM		2013-05-09	2014-10-07
72 ANN INC		2014-02-28	2014-10-08
41 ANN INC		2010-09-01	2014-10-08
167 DIGITALGLOBE INC		2013-04-30	2014-10-08
42 DIGITALGLOBE INC		2014-09-12	2014-10-08
105 EDWARDS LIFESCIENCES CORP		2014-03-28	2014-10-08
157 ENDOLOGIX INC		2012-10-11	2014-10-08

Form 990PF Part IV - Capital Gains and Losses for Tax on Investment Income - Columns e - h

(e) Gross sales price	(f) Depreciation allowed (or allowable)	(g) Cost or other basis plus expense of sale	(h) Gain or (loss) (e) plus (f) minus (g)
7,262		2,417	4,845
639		429	210
28,876		17,481	11,395
38,278		30,490	7,788
2,735		2,574	161
1,557		665	892
4,684		4,929	-245
1,178		1,298	-120
11,188		7,499	3,689
1,726		2,028	-302

Form 990PF Part IV - Capital Gains and Losses for Tax on Investment Income - Columns i - l

Complete only for assets showing gain in column (h) and owned by the foundation on 12/31/69			(l) Gains (Col (h) gain minus col (k), but not less than -0-) or Losses (from col (h))
(i) F M V as of 12/31/69	(j) Adjusted basis as of 12/31/69	(k) Excess of col (i) over col (j), if any	
			4,845
			210
			11,395
			7,788
			161
			892
			-245
			-120
			3,689
			-302

Form 990PF Part IV - Capital Gains and Losses for Tax on Investment Income - Columns a - d

(a) List and describe the kind(s) of property sold (e g , real estate, 2-story brick warehouse, or common stock, 200 shs MLC Co)	(b) How acquired P—Purchase D—Donation	(c) Date acquired (mo , day, yr)	(d) Date sold (mo , day, yr)
159 ACCENTURE PLC CL A		2009-04-17	2014-10-08
403 ENDOLOGIX INC		2012-11-13	2014-10-09
41 GUESS INC		2014-03-13	2014-10-09
929 GUESS INC		2011-09-15	2014-10-09
756 KENNAMETAL INC		2013-03-14	2014-10-09
1045 MERCK AND CO INC		2013-02-06	2014-10-09
410 MICROCHIP TECHNOLOGY INC		2012-05-18	2014-10-09
95 CORE MARK HLDG CO INC		2012-07-24	2014-10-10
355 GUESS INC		2011-09-30	2014-10-10
1575 GUESS INC		2014-03-21	2014-10-10

Form 990PF Part IV - Capital Gains and Losses for Tax on Investment Income - Columns e - h

(e) Gross sales price	(f) Depreciation allowed (or allowable)	(g) Cost or other basis plus expense of sale	(h) Gain or (loss) (e) plus (f) minus (g)
12,614		4,271	8,343
4,422		5,147	-725
867		1,183	-316
19,640		29,308	-9,668
30,444		30,964	-520
61,983		33,496	28,487
18,726		11,448	7,278
4,992		2,245	2,747
7,400		10,220	-2,820
32,829		45,124	-12,295

Form 990PF Part IV - Capital Gains and Losses for Tax on Investment Income - Columns i - l

Complete only for assets showing gain in column (h) and owned by the foundation on 12/31/69			(l) Gains (Col (h) gain minus col (k), but not less than -0-) or Losses (from col (h))
(i) F M V as of 12/31/69	(j) Adjusted basis as of 12/31/69	(k) Excess of col (i) over col (j), if any	
			8,343
			-725
			-316
			-9,668
			-520
			28,487
			7,278
			2,747
			-2,820
			-12,295

Form 990PF Part IV - Capital Gains and Losses for Tax on Investment Income - Columns a - d

(a) List and describe the kind(s) of property sold (e g , real estate, 2-story brick warehouse, or common stock, 200 shs MLC Co)	(b) How acquired P—Purchase D—Donation	(c) Date acquired (mo , day, yr)	(d) Date sold (mo , day, yr)
20000 ORACLE CORP 0 75961% 10/08/19		2014-07-03	2014-10-10
57 TREEHOUSE FOODS INC		2014-10-02	2014-10-10
88 ACCENTURE PLC CL A		2009-04-17	2014-10-10
59 ENDOLOGIX INC		2012-11-08	2014-10-13
130 ACCENTURE PLC CL A		2009-04-17	2014-10-13
53 DIGITALGLOBE INC		2013-04-30	2014-10-14
3 TREEHOUSE FOODS INC		2014-09-30	2014-10-14
146 DIGITALGLOBE INC		2013-05-01	2014-10-15
1612 GUESS INC		2013-02-06	2014-10-15
144 GUESS INC		2014-03-21	2014-10-15

Form 990PF Part IV - Capital Gains and Losses for Tax on Investment Income - Columns e - h

(e) Gross sales price	(f) Depreciation allowed (or allowable)	(g) Cost or other basis plus expense of sale	(h) Gain or (loss) (e) plus (f) minus (g)
20,080		20,059	21
4,856		4,655	201
6,778		2,364	4,414
658		751	-93
10,003		3,492	6,511
1,492		1,546	-54
252		242	10
4,113		4,196	-83
34,043		44,267	-10,224
3,041		4,093	-1,052

Form 990PF Part IV - Capital Gains and Losses for Tax on Investment Income - Columns i - l

Complete only for assets showing gain in column (h) and owned by the foundation on 12/31/69			(l) Gains (Col (h) gain minus col (k), but not less than -0-) or Losses (from col (h))
(i) F M V as of 12/31/69	(j) Adjusted basis as of 12/31/69	(k) Excess of col (i) over col (j), if any	
			21
			201
			4,414
			-93
			6,511
			-54
			10
			-83
			-10,224
			-1,052

Form 990PF Part IV - Capital Gains and Losses for Tax on Investment Income - Columns a - d

(a) List and describe the kind(s) of property sold (e g , real estate, 2-story brick warehouse, or common stock, 200 shs MLC Co)	(b) How acquired P—Purchase D—Donation	(c) Date acquired (mo , day, yr)	(d) Date sold (mo , day, yr)
430000 U S TREASURY BOND 5 375% DUE 02/15/2031		2014-08-11	2014-10-15
26 DIGITALGLOBE INC		2013-04-25	2014-10-16
2350 KENNAMETAL INC		2013-02-21	2014-10-16
6839 ISHARES IBOXX HIGH YIELD ETF		2014-06-13	2014-10-17
1462 KENNAMETAL INC		2013-04-15	2014-10-17
139 MEAD JOHNSON NUTRITION CO		2010-12-06	2014-10-17
13421 SPDR BARCLAYS HIGH YIELD BD ETF		2014-06-13	2014-10-17
1235000 U S TREASURY NT 2 125% 11/30/14		2014-09-08	2014-10-17
PROCEEDS OF LITIGATION FROM DELL INC			2014-10-17
4926 108 BROWN ADVISORY MORT SEC INS		2014-06-13	2014-10-20

Form 990PF Part IV - Capital Gains and Losses for Tax on Investment Income - Columns e - h

(e) Gross sales price	(f) Depreciation allowed (or allowable)	(g) Cost or other basis plus expense of sale	(h) Gain or (loss) (e) plus (f) minus (g)
599,313		569,893	29,420
734		740	-6
90,974		95,526	-4,552
629,476		649,334	-19,858
56,998		57,091	-93
13,957		8,628	5,329
537,141		557,971	-20,830
1,237,653		1,237,753	-100
80			80
50,000		50,000	

Form 990PF Part IV - Capital Gains and Losses for Tax on Investment Income - Columns i - l

Complete only for assets showing gain in column (h) and owned by the foundation on 12/31/69			(l) Gains (Col (h) gain minus col (k), but not less than -0-) or Losses (from col (h))
(i) F M V as of 12/31/69	(j) Adjusted basis as of 12/31/69	(k) Excess of col (i) over col (j), if any	
			29,420
			-6
			-4,552
			-19,858
			-93
			5,329
			-20,830
			-100
			80

Form 990PF Part IV - Capital Gains and Losses for Tax on Investment Income - Columns a - d

(a) List and describe the kind(s) of property sold (e g , real estate, 2-story brick warehouse, or common stock, 200 shs MLC Co)	(b) How acquired P—Purchase D—Donation	(c) Date acquired (mo , day, yr)	(d) Date sold (mo , day, yr)
3335 HARTFORD FINANCIAL SERVICES GROUP INC		2012-12-12	2014-10-20
12000 ORACLE CORP 0 75961% 10/08/19		2014-07-03	2014-10-20
28000 ORACLE CORP 0 75961% 10/08/19		2014-07-03	2014-10-20
102000 BERKLEY CORPORATION 4 750% 8/01/44		2014-07-30	2014-10-21
53000 BERKLEY CORPORATION 4 750% 8/01/44		2014-07-30	2014-10-21
1003 GUESS INC		2012-10-16	2014-10-21
1715 HARTFORD FINANCIAL SERVICES GROUP INC		2012-09-27	2014-10-21
671 KENNAMETAL INC		2013-04-19	2014-10-21
150000 ORACLE CORP 0 75961% 10/08/19		2014-07-01	2014-10-21
105000 U S TREASURY BOND 5 375% DUE 02/15/2031		2014-09-15	2014-10-21

Form 990PF Part IV - Capital Gains and Losses for Tax on Investment Income - Columns e - h

(e) Gross sales price	(f) Depreciation allowed (or allowable)	(g) Cost or other basis plus expense of sale	(h) Gain or (loss) (e) plus (f) minus (g)
121,378		68,595	52,783
12,042		12,035	7
28,084		28,073	11
102,497		101,484	1,013
53,360		52,732	628
21,056		26,443	-5,387
63,133		33,125	30,008
26,542		24,381	2,161
150,524		150,218	306
143,366		138,958	4,408

Form 990PF Part IV - Capital Gains and Losses for Tax on Investment Income - Columns i - l

Complete only for assets showing gain in column (h) and owned by the foundation on 12/31/69			(l) Gains (Col (h) gain minus col (k), but not less than -0-) or Losses (from col (h))
(i) F M V as of 12/31/69	(j) Adjusted basis as of 12/31/69	(k) Excess of col (i) over col (j), if any	
			52,783
			7
			11
			1,013
			628
			-5,387
			30,008
			2,161
			306
			4,408

Form 990PF Part IV - Capital Gains and Losses for Tax on Investment Income - Columns a - d

(a) List and describe the kind(s) of property sold (e g , real estate, 2-story brick warehouse, or common stock, 200 shs MLC Co)	(b) How acquired P—Purchase D—Donation	(c) Date acquired (mo , day, yr)	(d) Date sold (mo , day, yr)
290000 U S TREASURY BD 3 625% 2/15/44		2014-07-06	2014-10-21
560000 U S TREASURY NT 0 125% 12/31/14		2014-10-17	2014-10-21
82 CORELOGIC INC		2014-03-28	2014-10-22
10 COVANCE INC		2009-04-22	2014-10-22
110000 GOLDMAN SACHS GROU 1 42485% 4/30/18		2013-08-22	2014-10-22
95000 GOLDMAN SACHS GROU 1 42485% 4/30/18		2014-03-28	2014-10-22
1150 GUESS INC		2013-03-26	2014-10-22
28 RECEPTOS INC		2014-09-12	2014-10-22
258 GENPACT LIMITED		2010-11-29	2014-10-22
905 CORELOGIC INC		2012-06-15	2014-10-23

Form 990PF Part IV - Capital Gains and Losses for Tax on Investment Income - Columns e - h

(e) Gross sales price	(f) Depreciation allowed (or allowable)	(g) Cost or other basis plus expense of sale	(h) Gain or (loss) (e) plus (f) minus (g)
325,627		313,544	12,083
560,066		560,088	-22
2,308		2,611	-303
801		340	461
111,736		110,005	1,731
96,499		96,173	326
24,245		29,191	-4,946
1,821		1,330	491
4,275		3,712	563
27,348		15,624	11,724

Form 990PF Part IV - Capital Gains and Losses for Tax on Investment Income - Columns i - l

Complete only for assets showing gain in column (h) and owned by the foundation on 12/31/69			(l) Gains (Col (h) gain minus col (k), but not less than -0-) or Losses (from col (h))
(i) F M V as of 12/31/69	(j) Adjusted basis as of 12/31/69	(k) Excess of col (i) over col (j), if any	
			12,083
			-22
			-303
			461
			1,731
			326
			-4,946
			491
			563
			11,724

Form 990PF Part IV - Capital Gains and Losses for Tax on Investment Income - Columns a - d

(a) List and describe the kind(s) of property sold (e g , real estate, 2-story brick warehouse, or common stock, 200 shs MLC Co)	(b) How acquired P—Purchase D—Donation	(c) Date acquired (mo , day, yr)	(d) Date sold (mo , day, yr)
238 CORELOGIC INC		2014-05-09	2014-10-23
5 CORELOGIC INC		2012-11-07	2014-10-23
32 COVANCE INC		2009-04-22	2014-10-23
210000 EBAY INC 0 7151% 8/01/19		2014-07-24	2014-10-23
67 RECEPTOS INC		2014-07-30	2014-10-23
162 APPLE COMPUTER INC		2013-09-17	2014-10-24
753 BEST BUY COMPANY INC		2014-01-24	2014-10-24
1246 ORACLE SYSTEMS		2012-01-27	2014-10-24
358 ACCENTURE PLC CL A		2009-04-17	2014-10-24
64 COVANCE INC		2009-04-22	2014-10-27

Form 990PF Part IV - Capital Gains and Losses for Tax on Investment Income - Columns e - h

(e) Gross sales price	(f) Depreciation allowed (or allowable)	(g) Cost or other basis plus expense of sale	(h) Gain or (loss) (e) plus (f) minus (g)
7,192		6,638	554
151		121	30
2,580		1,089	1,491
205,084		210,094	-5,010
4,342		2,897	1,445
16,988		10,614	6,374
24,884		19,431	5,453
48,083		34,536	13,547
28,088		9,616	18,472
5,167		2,178	2,989

Form 990PF Part IV - Capital Gains and Losses for Tax on Investment Income - Columns i - l

Complete only for assets showing gain in column (h) and owned by the foundation on 12/31/69			(l) Gains (Col (h) gain minus col (k), but not less than -0-) or Losses (from col (h))
(i) F M V as of 12/31/69	(j) Adjusted basis as of 12/31/69	(k) Excess of col (i) over col (j), if any	
			554
			30
			1,491
			-5,010
			1,445
			6,374
			5,453
			13,547
			18,472
			2,989

Form 990PF Part IV - Capital Gains and Losses for Tax on Investment Income - Columns a - d

(a) List and describe the kind(s) of property sold (e g , real estate, 2-story brick warehouse, or common stock, 200 shs MLC Co)	(b) How acquired P—Purchase D—Donation	(c) Date acquired (mo , day, yr)	(d) Date sold (mo , day, yr)
136 SEATTLE GENETICS INC /WA		2012-12-04	2014-10-27
221 ACCENTURE PLC CL A		2009-04-17	2014-10-27
22 GENPACT LIMITED		2010-11-29	2014-10-27
7601 ENERGY TRANSFER PARTNERS L P		2012-12-28	2014-10-28
1675 ENERGY TRANSFER PARTNERS L P		2013-08-28	2014-10-28
724 ORACLE SYSTEMS		2010-11-26	2014-10-28
322 GENPACT LIMITED		2010-11-29	2014-10-28
145 ROADRUNNER TRANSPORTATION SY		2010-10-14	2014-10-29
PROCEEDS OF LITIGATION FROM DELL INC			2014-10-29
95 CORE MARK HLDG CO INC		2012-09-19	2014-10-30

Form 990PF Part IV - Capital Gains and Losses for Tax on Investment Income - Columns e - h

(e) Gross sales price	(f) Depreciation allowed (or allowable)	(g) Cost or other basis plus expense of sale	(h) Gain or (loss) (e) plus (f) minus (g)
4,796		3,438	1,358
17,419		5,936	11,483
371		317	54
47		35	12
10		10	
27,908		19,929	7,979
5,459		4,633	826
3,223		1,717	1,506
1,222			1,222
5,434		2,235	3,199

Form 990PF Part IV - Capital Gains and Losses for Tax on Investment Income - Columns i - l

Complete only for assets showing gain in column (h) and owned by the foundation on 12/31/69			(l) Gains (Col (h) gain minus col (k), but not less than -0-) or Losses (from col (h))
(i) F M V as of 12/31/69	(j) Adjusted basis as of 12/31/69	(k) Excess of col (i) over col (j), if any	
			1,358
			11,483
			54
			12
			7,979
			826
			1,506
			1,222
			3,199

Form 990PF Part IV - Capital Gains and Losses for Tax on Investment Income - Columns a - d

(a) List and describe the kind(s) of property sold (e g , real estate, 2-story brick warehouse, or common stock, 200 shs MLC Co)	(b) How acquired P—Purchase D—Donation	(c) Date acquired (mo , day, yr)	(d) Date sold (mo , day, yr)
127 DIGITALGLOBE INC		2013-04-24	2014-10-30
1610 FREEPORT-MCMORAN COPPER & GOLD B		2011-11-21	2014-10-30
78 GILEAD SCIENCES INC		2013-12-02	2014-10-30
291 SEATTLE GENETICS INC /WA		2012-10-15	2014-10-30
11 COVANCE INC		2010-07-29	2014-10-31
34 GILEAD SCIENCES INC		2013-12-02	2014-10-31
90 GILEAD SCIENCES INC		2013-12-02	2014-11-03
1442649 6 U S TREASURY I P S O 125% 7/15/24		2014-10-21	2014-11-03
97 EDWARDS LIFESCIENCES CORP		2014-03-28	2014-11-04
1519 GFI GROUP INC		2012-05-16	2014-11-04

Form 990PF Part IV - Capital Gains and Losses for Tax on Investment Income - Columns e - h

(e) Gross sales price	(f) Depreciation allowed (or allowable)	(g) Cost or other basis plus expense of sale	(h) Gain or (loss) (e) plus (f) minus (g)
3,925		3,589	336
45,443		56,917	-11,474
8,885		5,797	3,088
10,295		7,274	3,021
879		433	446
3,852		2,527	1,325
9,929		6,688	3,241
1,399,596		1,418,749	-19,153
11,617		6,903	4,714
7,952		3,951	4,001

Form 990PF Part IV - Capital Gains and Losses for Tax on Investment Income - Columns i - l

Complete only for assets showing gain in column (h) and owned by the foundation on 12/31/69			(l) Gains (Col (h) gain minus col (k), but not less than -0-) or Losses (from col (h))
(i) F M V as of 12/31/69	(j) Adjusted basis as of 12/31/69	(k) Excess of col (i) over col (j), if any	
			336
			-11,474
			3,088
			3,021
			446
			1,325
			3,241
			-19,153
			4,714
			4,001

Form 990PF Part IV - Capital Gains and Losses for Tax on Investment Income - Columns a - d

(a) List and describe the kind(s) of property sold (e g , real estate, 2-story brick warehouse, or common stock, 200 shs MLC Co)	(b) How acquired P—Purchase D—Donation	(c) Date acquired (mo , day, yr)	(d) Date sold (mo , day, yr)
120 APPLE COMPUTER INC		2013-04-16	2014-11-05
105 APPLE COMPUTER INC		2014-03-28	2014-11-05
46 EDWARDS LIFESCIENCES CORP		2014-01-14	2014-11-05
53 SPRINGLEAF HOLDINGS INC		2013-10-15	2014-11-05
310 ANN INC		2010-09-01	2014-11-06
110 ANN INC		2010-09-01	2014-11-06
270 CORE MARK HLDG CO INC		2012-09-21	2014-11-06
292 GFI GROUP INC		2012-05-17	2014-11-06
212 SEATTLE GENETICS INC /WA		2012-12-27	2014-11-06
104 SPRINGLEAF HOLDINGS INC		2013-10-15	2014-11-06

Form 990PF Part IV - Capital Gains and Losses for Tax on Investment Income - Columns e - h

(e) Gross sales price	(f) Depreciation allowed (or allowable)	(g) Cost or other basis plus expense of sale	(h) Gain or (loss) (e) plus (f) minus (g)
13,064		7,286	5,778
11,431		8,066	3,365
5,523		3,252	2,271
1,994		901	1,093
11,152		5,031	6,121
4,099		1,785	2,314
15,286		6,346	8,940
1,440		676	764
7,173		5,121	2,052
3,911		1,768	2,143

Form 990PF Part IV - Capital Gains and Losses for Tax on Investment Income - Columns i - l

Complete only for assets showing gain in column (h) and owned by the foundation on 12/31/69			(l) Gains (Col (h) gain minus col (k), but not less than -0-) or Losses (from col (h))
(i) F M V as of 12/31/69	(j) Adjusted basis as of 12/31/69	(k) Excess of col (i) over col (j), if any	
			5,778
			3,365
			2,271
			1,093
			6,121
			2,314
			8,940
			764
			2,052
			2,143

Form 990PF Part IV - Capital Gains and Losses for Tax on Investment Income - Columns a - d

(a) List and describe the kind(s) of property sold (e g , real estate, 2-story brick warehouse, or common stock, 200 shs MLC Co)	(b) How acquired P—Purchase D—Donation	(c) Date acquired (mo , day, yr)	(d) Date sold (mo , day, yr)
58 FLUOR CORP NEW COM		2010-11-23	2014-11-07
654 GFI GROUP INC		2012-05-17	2014-11-07
55 SPRINGLEAF HOLDINGS INC		2013-10-15	2014-11-07
165 APPLE COMPUTER INC		2013-09-17	2014-11-10
67 FLUOR CORP NEW COM		2010-11-23	2014-11-10
496 MICROSOFT CORP		2008-10-24	2014-11-10
2165 ORACLE SYSTEMS		2011-12-21	2014-11-10
167 SPRINGLEAF HOLDINGS INC		2013-10-15	2014-11-10
56 FLUOR CORP NEW COM		2010-11-23	2014-11-11
208 CORE MARK HLDG CO INC		2012-09-21	2014-11-12

Form 990PF Part IV - Capital Gains and Losses for Tax on Investment Income - Columns e - h

(e) Gross sales price	(f) Depreciation allowed (or allowable)	(g) Cost or other basis plus expense of sale	(h) Gain or (loss) (e) plus (f) minus (g)
3,852		3,320	532
3,186		1,497	1,689
2,068		935	1,133
17,963		10,756	7,207
4,437		3,835	602
24,217		10,828	13,389
87,453		56,012	31,441
6,207		2,839	3,368
3,685		3,205	480
12,871		4,802	8,069

Form 990PF Part IV - Capital Gains and Losses for Tax on Investment Income - Columns i - l

Complete only for assets showing gain in column (h) and owned by the foundation on 12/31/69			(l) Gains (Col (h) gain minus col (k), but not less than -0-) or Losses (from col (h))
(i) F M V as of 12/31/69	(j) Adjusted basis as of 12/31/69	(k) Excess of col (i) over col (j), if any	
			532
			1,689
			1,133
			7,207
			602
			13,389
			31,441
			3,368
			480
			8,069

Form 990PF Part IV - Capital Gains and Losses for Tax on Investment Income - Columns a - d

(a) List and describe the kind(s) of property sold (e g , real estate, 2-story brick warehouse, or common stock, 200 shs MLC Co)	(b) How acquired P—Purchase D—Donation	(c) Date acquired (mo , day, yr)	(d) Date sold (mo , day, yr)
112 COVANCE INC		2010-07-29	2014-11-12
32 FLUOR CORP NEW COM		2010-11-23	2014-11-12
17 COVANCE INC		2010-07-29	2014-11-14
60000 GEN ELEC CAP CRP MTN 3 750% 11/14/14		2012-08-31	2014-11-14
1220 ORBCOMM INC		2012-07-25	2014-11-14
275000 U S TREASURY NT 0 125% 12/31/14		2014-10-17	2014-11-14
109 COVANCE INC		2010-07-29	2014-11-17
5772 WISDOMTREE EM SMALL CAP		2014-08-25	2014-11-17
34000 ALBEMARLE CORP 4 150% 12/01/24		2014-11-17	2014-11-18
69 COVANCE INC		2010-07-29	2014-11-18

Form 990PF Part IV - Capital Gains and Losses for Tax on Investment Income - Columns e - h

(e) Gross sales price	(f) Depreciation allowed (or allowable)	(g) Cost or other basis plus expense of sale	(h) Gain or (loss) (e) plus (f) minus (g)
11,266		4,414	6,852
2,100		1,832	268
1,706		670	1,036
60,000		60,000	
7,881		3,924	3,957
275,011		275,027	-16
10,948		4,295	6,653
255,891		285,573	-29,682
33,820		33,884	-64
6,953		2,719	4,234

Form 990PF Part IV - Capital Gains and Losses for Tax on Investment Income - Columns i - l

Complete only for assets showing gain in column (h) and owned by the foundation on 12/31/69			(l) Gains (Col (h) gain minus col (k), but not less than -0-) or Losses (from col (h))
(i) F M V as of 12/31/69	(j) Adjusted basis as of 12/31/69	(k) Excess of col (i) over col (j), if any	
			6,852
			268
			1,036
			3,957
			-16
			6,653
			-29,682
			-64
			4,234

Form 990PF Part IV - Capital Gains and Losses for Tax on Investment Income - Columns a - d

(a) List and describe the kind(s) of property sold (e g , real estate, 2-story brick warehouse, or common stock, 200 shs MLC Co)	(b) How acquired P—Purchase D—Donation	(c) Date acquired (mo , day, yr)	(d) Date sold (mo , day, yr)
100000 U S TREASURY NT 0 125% 12/31/14		2014-10-17	2014-11-18
7215 WISDOMTREE EM SMALL CAP		2014-08-25	2014-11-18
37 COVANCE INC		2010-07-29	2014-11-19
335 ORBCOMM INC		2012-07-26	2014-11-19
765000 U S TREASURY NT 0 125% 12/31/14		2014-10-17	2014-11-19
8632 WISDOMTREE EM SMALL CAP		2014-08-20	2014-11-19
73601 57 BROWN ADVISORY MORT SEC INS		2014-07-16	2014-11-20
117 CORE MARK HLDG CO INC		2012-12-03	2014-11-20
45 COVANCE INC		2010-07-29	2014-11-20
40000 U S TREASURY BD 3 625% 2/15/44		2014-07-06	2014-11-20

Form 990PF Part IV - Capital Gains and Losses for Tax on Investment Income - Columns e - h

(e) Gross sales price	(f) Depreciation allowed (or allowable)	(g) Cost or other basis plus expense of sale	(h) Gain or (loss) (e) plus (f) minus (g)
100,004		100,009	-5
321,401		356,280	-34,879
3,731		1,458	2,273
2,125		1,075	1,050
765,030		765,070	-40
384,494		424,626	-40,132
750,000		746,378	3,622
6,795		2,679	4,116
4,532		1,773	2,759
44,377		43,242	1,135

Form 990PF Part IV - Capital Gains and Losses for Tax on Investment Income - Columns i - l

Complete only for assets showing gain in column (h) and owned by the foundation on 12/31/69			(l) Gains (Col (h) gain minus col (k), but not less than -0-) or Losses (from col (h))
(i) F M V as of 12/31/69	(j) Adjusted basis as of 12/31/69	(k) Excess of col (i) over col (j), if any	
			-5
			-34,879
			2,273
			1,050
			-40
			-40,132
			3,622
			4,116
			2,759
			1,135

Form 990PF Part IV - Capital Gains and Losses for Tax on Investment Income - Columns a - d

(a) List and describe the kind(s) of property sold (e g , real estate, 2-story brick warehouse, or common stock, 200 shs MLC Co)	(b) How acquired P—Purchase D—Donation	(c) Date acquired (mo , day, yr)	(d) Date sold (mo , day, yr)
375000 U S TREASURY NT 2 750% 2/15/24		2014-11-03	2014-11-20
104998 66501 U S TREASURY NT 1 250% 10/31/15		2014-10-17	2014-11-20
300001 33499 U S TREASURY NT 1 250% 10/31/15		2014-10-17	2014-11-20
285000 U S TREASURY NT 0 250% 7/15/15		2014-10-14	2014-11-20
70000 U S TREASURY NT 0 250% 7/15/15		2014-03-24	2014-11-20
4646 WISDOMTREE EM SMALL CAP		2014-08-20	2014-11-20
55000 BANK OF AMERICA 1 32991% 1/15/19		2014-03-28	2014-11-21
40000 BED BATH BEYOND INC 5 165% 8/01/44		2014-07-14	2014-11-21
45000 CAMDEN PROPERTY 3 500% 9/15/24		2014-09-04	2014-11-21
45000 CELGENE CORP 4 625% 5/15/44		2014-06-13	2014-11-21

Form 990PF Part IV - Capital Gains and Losses for Tax on Investment Income - Columns e - h

(e) Gross sales price	(f) Depreciation allowed (or allowable)	(g) Cost or other basis plus expense of sale	(h) Gain or (loss) (e) plus (f) minus (g)
389,312		388,394	918
106,090		106,119	-29
303,119		303,202	-83
285,289		285,322	-33
70,071		70,016	55
207,222		228,509	-21,287
55,425		55,657	-232
39,858		40,439	-581
44,398		44,829	-431
44,577		44,480	97

Form 990PF Part IV - Capital Gains and Losses for Tax on Investment Income - Columns i - l

Complete only for assets showing gain in column (h) and owned by the foundation on 12/31/69			(l) Gains (Col (h) gain minus col (k), but not less than -0-) or Losses (from col (h))
(i) F M V as of 12/31/69	(j) Adjusted basis as of 12/31/69	(k) Excess of col (i) over col (j), if any	
			918
			-29
			-83
			-33
			55
			-21,287
			-232
			-581
			-431
			97

Form 990PF Part IV - Capital Gains and Losses for Tax on Investment Income - Columns a - d

(a) List and describe the kind(s) of property sold (e g , real estate, 2-story brick warehouse, or common stock, 200 shs MLC Co)	(b) How acquired P—Purchase D—Donation	(c) Date acquired (mo , day, yr)	(d) Date sold (mo , day, yr)
55000 CITIGROUP INC 1 97563% 5/15/18		2014-10-20	2014-11-21
33 COVANCE INC		2010-09-03	2014-11-21
40000 HEALTHCARE TRUST 3 375% 7/15/21		2014-06-25	2014-11-21
40000 JB HUNT TRANSPRT 2 400% 3/15/19		2014-06-19	2014-11-21
60000 JPMORGAN CHASE 0 8631% 1/28/19		2014-03-31	2014-11-21
25000 1329 KINDER MORGAN EN 5 300% 9/15/20		2014-09-10	2014-11-21
4999 8671 KINDER MORGAN EN 5 300% 9/15/20		2014-09-10	2014-11-21
30000 LEGG MASON INC 5 625% 1/15/44		2014-06-13	2014-11-21
60000 LOWES COS INC 0 6576% 9/10/19		2014-09-05	2014-11-21
25000 NEWS AMERICA INC 6 150% 2/15/41		2014-09-26	2014-11-21

Form 990PF Part IV - Capital Gains and Losses for Tax on Investment Income - Columns e - h

(e) Gross sales price	(f) Depreciation allowed (or allowable)	(g) Cost or other basis plus expense of sale	(h) Gain or (loss) (e) plus (f) minus (g)
56,898		56,957	-59
3,332		1,299	2,033
39,784		40,088	-304
40,198		40,132	66
60,015		60,079	-64
27,219		27,532	-313
5,444		5,506	-62
33,484		32,553	931
59,965		60,215	-250
30,585		29,897	688

Form 990PF Part IV - Capital Gains and Losses for Tax on Investment Income - Columns i - l

Complete only for assets showing gain in column (h) and owned by the foundation on 12/31/69			(l) Gains (Col (h) gain minus col (k), but not less than -0-) or Losses (from col (h))
(i) F M V as of 12/31/69	(j) Adjusted basis as of 12/31/69	(k) Excess of col (i) over col (j), if any	
			-59
			2,033
			-304
			66
			-64
			-313
			-62
			931
			-250
			688

Form 990PF Part IV - Capital Gains and Losses for Tax on Investment Income - Columns a - d

(a) List and describe the kind(s) of property sold (e g , real estate, 2-story brick warehouse, or common stock, 200 shs MLC Co)	(b) How acquired P—Purchase D—Donation	(c) Date acquired (mo , day, yr)	(d) Date sold (mo , day, yr)
55000 ORACLE CORP 5 250% 1/15/16		2012-09-18	2014-11-21
678 ORBCOMM INC		2012-07-26	2014-11-21
139 PEGASYSTEMS INC		2010-08-23	2014-11-21
40000 REALTY INCOME CORP 4 125% 10/15/26		2014-09-29	2014-11-21
35000 ROCKWOOD SPECIALT 4 625% 10/15/20		2014-11-17	2014-11-21
55000 ROYAL BK CAN MTN 0 7641% 3/15/19		2014-04-02	2014-11-21
30000 SPECTRA ENERGY PRTNR 5 950% 9/25/43		2014-06-13	2014-11-21
40000 SUNOCO LOGISTICS 4 250% 10/01/24		2014-11-13	2014-11-21
35000 VERIZON COMM INC 6 550% 9/15/43		2014-06-13	2014-11-21
60000 WELLS FARGO CO 0 8051% 7/20/16		2014-07-23	2014-11-21

Form 990PF Part IV - Capital Gains and Losses for Tax on Investment Income - Columns e - h

(e) Gross sales price	(f) Depreciation allowed (or allowable)	(g) Cost or other basis plus expense of sale	(h) Gain or (loss) (e) plus (f) minus (g)
57,907		57,845	62
4,326		2,124	2,202
2,970		1,497	1,473
40,338		40,168	170
36,525		36,740	-215
55,298		55,180	118
35,067		35,359	-292
40,888		40,839	49
44,334		43,945	389
60,244		60,196	48

Form 990PF Part IV - Capital Gains and Losses for Tax on Investment Income - Columns i - l

Complete only for assets showing gain in column (h) and owned by the foundation on 12/31/69			(l) Gains (Col (h) gain minus col (k), but not less than -0-) or Losses (from col (h))
(i) F M V as of 12/31/69	(j) Adjusted basis as of 12/31/69	(k) Excess of col (i) over col (j), if any	
			62
			2,202
			1,473
			170
			-215
			118
			-292
			49
			389
			48

Form 990PF Part IV - Capital Gains and Losses for Tax on Investment Income - Columns a - d

(a) List and describe the kind(s) of property sold (e g , real estate, 2-story brick warehouse, or common stock, 200 shs MLC Co)	(b) How acquired P—Purchase D—Donation	(c) Date acquired (mo , day, yr)	(d) Date sold (mo , day, yr)
10000 29497 ZIONS BANCORPORATION 4 500% 6/13/23		2014-10-29	2014-11-21
34999 70503 ZIONS BANCORPORATION 4 500% 6/13/23		2014-10-29	2014-11-21
70000 ALLY FINANCIAL INC 3 250% 9/29/17		2014-09-24	2014-11-24
736 BEST BUY COMPANY INC		2014-01-31	2014-11-24
587 CISCO SYSTEMS		2013-12-24	2014-11-24
830 CISCO SYSTEMS		2013-10-25	2014-11-24
35 COVANCE INC		2010-09-03	2014-11-24
808 DENNYS CORP		2013-02-06	2014-11-24
40000 E TRADE FINANCIAL 5 375% 11/15/22		2014-11-12	2014-11-24
40000 METHANEX CORP 4 250% 12/01/24		2014-11-13	2014-11-24

Form 990PF Part IV - Capital Gains and Losses for Tax on Investment Income - Columns e - h

(e) Gross sales price	(f) Depreciation allowed (or allowable)	(g) Cost or other basis plus expense of sale	(h) Gain or (loss) (e) plus (f) minus (g)
10,448		10,561	-113
36,567		36,963	-396
69,873		69,752	121
28,457		18,183	10,274
15,874		12,749	3,125
22,446		18,696	3,750
3,537		1,374	2,163
7,759		4,279	3,480
40,240		40,199	41
39,754		39,799	-45

Form 990PF Part IV - Capital Gains and Losses for Tax on Investment Income - Columns i - l

Complete only for assets showing gain in column (h) and owned by the foundation on 12/31/69			(l) Gains (Col (h) gain minus col (k), but not less than -0-) or Losses (from col (h))
(i) F M V as of 12/31/69	(j) Adjusted basis as of 12/31/69	(k) Excess of col (i) over col (j), if any	
			-113
			-396
			121
			10,274
			3,125
			3,750
			2,163
			3,480
			41
			-45

Form 990PF Part IV - Capital Gains and Losses for Tax on Investment Income - Columns a - d

(a) List and describe the kind(s) of property sold (e g , real estate, 2-story brick warehouse, or common stock, 200 shs MLC Co)	(b) How acquired P—Purchase D—Donation	(c) Date acquired (mo , day, yr)	(d) Date sold (mo , day, yr)
619 ORBCOMM INC		2012-05-09	2014-11-24
93 PEGASYSTEMS INC		2010-08-23	2014-11-24
35000 VALIDUS HLDGS 8 875% 1/26/40		2014-06-25	2014-11-24
34999 98976 WEATHERFORD INTL 7 000% 3/15/38		2014-10-08	2014-11-24
10000 01024 WEATHERFORD INTL 7 000% 3/15/38		2014-10-08	2014-11-24
382 GARMIN LTD		2014-09-25	2014-11-24
33 COVANCE INC		2010-09-03	2014-11-25
582 DENNYS CORP		2013-02-06	2014-11-25
40000 EDUCATION REALTY 4 600% 12/01/24		2014-11-20	2014-11-25
79 EDWARDS LIFESCIENCES CORP		2014-01-14	2014-11-25

Form 990PF Part IV - Capital Gains and Losses for Tax on Investment Income - Columns e - h

(e) Gross sales price	(f) Depreciation allowed (or allowable)	(g) Cost or other basis plus expense of sale	(h) Gain or (loss) (e) plus (f) minus (g)
3,949		1,896	2,053
1,980		1,001	979
47,646		50,224	-2,578
38,710		42,509	-3,799
11,060		12,145	-1,085
22,806		19,238	3,568
3,334		1,296	2,038
5,629		3,082	2,547
40,523		40,362	161
10,090		5,586	4,504

Form 990PF Part IV - Capital Gains and Losses for Tax on Investment Income - Columns i - l

Complete only for assets showing gain in column (h) and owned by the foundation on 12/31/69			(l) Gains (Col (h) gain minus col (k), but not less than -0-) or Losses (from col (h))
(i) F M V as of 12/31/69	(j) Adjusted basis as of 12/31/69	(k) Excess of col (i) over col (j), if any	
			2,053
			979
			-2,578
			-3,799
			-1,085
			3,568
			2,038
			2,547
			161
			4,504

Form 990PF Part IV - Capital Gains and Losses for Tax on Investment Income - Columns a - d

(a) List and describe the kind(s) of property sold (e g , real estate, 2-story brick warehouse, or common stock, 200 shs MLC Co)	(b) How acquired P—Purchase D—Donation	(c) Date acquired (mo , day, yr)	(d) Date sold (mo , day, yr)
237 PEGASYSTEMS INC		2010-08-23	2014-11-25
168 APPLE COMPUTER INC		2008-11-20	2014-11-26
52 COVANCE INC		2010-09-03	2014-11-26
68 EDWARDS LIFESCIENCES CORP		2014-01-14	2014-11-26
1200 FREEPORT-MCMORAN COPPER & GOLD B		2014-02-19	2014-11-26
1319 FREEPORT-MCMORAN COPPER & GOLD B		2012-05-15	2014-11-26
168 GILEAD SCIENCES INC		2013-12-06	2014-11-26
1140 DENNYS CORP		2013-02-06	2014-12-01
824 FREEPORT-MCMORAN COPPER & GOLD B		2013-02-28	2014-12-01
265 TRIMAS CORP		2011-04-19	2014-12-01

Form 990PF Part IV - Capital Gains and Losses for Tax on Investment Income - Columns e - h

(e) Gross sales price	(f) Depreciation allowed (or allowable)	(g) Cost or other basis plus expense of sale	(h) Gain or (loss) (e) plus (f) minus (g)
5,030		2,552	2,478
19,942		1,930	18,012
5,271		2,042	3,229
8,706		4,808	3,898
35,150		40,095	-4,945
38,636		44,140	-5,504
16,829		12,479	4,350
11,274		6,038	5,236
21,359		26,608	-5,249
8,243		5,492	2,751

Form 990PF Part IV - Capital Gains and Losses for Tax on Investment Income - Columns i - l

Complete only for assets showing gain in column (h) and owned by the foundation on 12/31/69			(l) Gains (Col (h) gain minus col (k), but not less than -0-) or Losses (from col (h))
(i) F M V as of 12/31/69	(j) Adjusted basis as of 12/31/69	(k) Excess of col (i) over col (j), if any	
			2,478
			18,012
			3,229
			3,898
			-4,945
			-5,504
			4,350
			5,236
			-5,249
			2,751

Form 990PF Part IV - Capital Gains and Losses for Tax on Investment Income - Columns a - d

(a) List and describe the kind(s) of property sold (e g , real estate, 2-story brick warehouse, or common stock, 200 shs MLC Co)	(b) How acquired P—Purchase D—Donation	(c) Date acquired (mo , day, yr)	(d) Date sold (mo , day, yr)
382 MAIDEN HOLDINGS LTD		2011-07-27	2014-12-01
221 APPLE COMPUTER INC		2013-09-17	2014-12-02
534 DENNYS CORP		2013-02-06	2014-12-02
442 PACCAR INC		2012-04-11	2014-12-02
252 MAIDEN HOLDINGS LTD		2011-07-27	2014-12-02
438 MAIDEN HOLDINGS LTD		2011-07-27	2014-12-03
709 DENNYS CORP		2013-02-05	2014-12-04
35 FOSSIL GROUP INC		2011-12-22	2014-12-04
131 UNITED RENTALS INC		2012-07-27	2014-12-04
300000 U S TREASURY NT 2 750% 2/15/24		2014-11-03	2014-12-04

Form 990PF Part IV - Capital Gains and Losses for Tax on Investment Income - Columns e - h

(e) Gross sales price	(f) Depreciation allowed (or allowable)	(g) Cost or other basis plus expense of sale	(h) Gain or (loss) (e) plus (f) minus (g)
4,938		3,555	1,383
25,368		13,688	11,680
5,329		2,828	2,501
30,138		19,161	10,977
3,247		2,337	910
5,670		4,061	1,609
7,070		3,735	3,335
3,849		2,893	956
14,686		3,783	10,903
314,262		310,676	3,586

Form 990PF Part IV - Capital Gains and Losses for Tax on Investment Income - Columns i - l

Complete only for assets showing gain in column (h) and owned by the foundation on 12/31/69			(l) Gains (Col (h) gain minus col (k), but not less than -0-) or Losses (from col (h))
(i) F M V as of 12/31/69	(j) Adjusted basis as of 12/31/69	(k) Excess of col (i) over col (j), if any	
			1,383
			11,680
			2,501
			10,977
			910
			1,609
			3,335
			956
			10,903
			3,586

Form 990PF Part IV - Capital Gains and Losses for Tax on Investment Income - Columns a - d

(a) List and describe the kind(s) of property sold (e g , real estate, 2-story brick warehouse, or common stock, 200 shs MLC Co)	(b) How acquired P—Purchase D—Donation	(c) Date acquired (mo , day, yr)	(d) Date sold (mo , day, yr)
383 MAIDEN HOLDINGS LTD		2011-07-29	2014-12-04
40000 ALLEGHANY CORP 4 900% 9/15/44		2014-09-02	2014-12-05
147 DENNYS CORP		2013-02-05	2014-12-05
20 FOSSIL GROUP INC		2011-12-22	2014-12-05
472 MAIDEN HOLDINGS LTD		2011-06-30	2014-12-05
19 FOSSIL GROUP INC		2011-12-22	2014-12-08
150000 U S TREASURY BD 3 625% 2/15/44		2014-09-16	2014-12-08
700000 U S TREASURY NT 2 750% 2/15/24		2014-11-03	2014-12-08
310 MAIDEN HOLDINGS LTD		2011-08-03	2014-12-08
161 FLUOR CORP NEW COM		2010-11-23	2014-12-09

Form 990PF Part IV - Capital Gains and Losses for Tax on Investment Income - Columns e - h

(e) Gross sales price	(f) Depreciation allowed (or allowable)	(g) Cost or other basis plus expense of sale	(h) Gain or (loss) (e) plus (f) minus (g)
4,968		3,539	1,429
40,245		40,072	173
1,468		774	694
2,189		1,653	536
6,145		4,309	1,836
2,063		1,571	492
171,047		157,996	13,051
730,844		724,884	5,960
4,070		2,829	1,241
9,715		9,215	500

Form 990PF Part IV - Capital Gains and Losses for Tax on Investment Income - Columns i - l

Complete only for assets showing gain in column (h) and owned by the foundation on 12/31/69			(l) Gains (Col (h) gain minus col (k), but not less than -0-) or Losses (from col (h))
(i) F M V as of 12/31/69	(j) Adjusted basis as of 12/31/69	(k) Excess of col (i) over col (j), if any	
			1,429
			173
			694
			536
			1,836
			492
			13,051
			5,960
			1,241
			500

Form 990PF Part IV - Capital Gains and Losses for Tax on Investment Income - Columns a - d

(a) List and describe the kind(s) of property sold (e g , real estate, 2-story brick warehouse, or common stock, 200 shs MLC Co)	(b) How acquired P—Purchase D—Donation	(c) Date acquired (mo , day, yr)	(d) Date sold (mo , day, yr)
87 FOSSIL GROUP INC		2012-05-10	2014-12-09
347 MAIDEN HOLDINGS LTD		2011-08-04	2014-12-09
PROCEEDS FROM SECURITIES LITIGATION			2014-12-09
PROCEEDS FROM SECURITIES LITIGATION			2014-12-09
PROCEEDS FROM SECURITIES LITIGATION			2014-12-09
PROCEEDS FROM SECURITIES LITIGATION			2014-12-09
6 CONCUR TECHNOLOGIES INC		2014-09-12	2014-12-10
260 CONCUR TECHNOLOGIES INC		2011-08-22	2014-12-10
21 FOSSIL GROUP INC		2012-05-10	2014-12-10
311 MAIDEN HOLDINGS LTD		2011-08-04	2014-12-10

Form 990PF Part IV - Capital Gains and Losses for Tax on Investment Income - Columns e - h

(e) Gross sales price	(f) Depreciation allowed (or allowable)	(g) Cost or other basis plus expense of sale	(h) Gain or (loss) (e) plus (f) minus (g)
9,316		6,951	2,365
4,495		3,157	1,338
3,325			3,325
129			129
28			28
115			115
774		659	115
33,540		9,162	24,378
2,258		1,674	584
4,074		2,826	1,248

Form 990PF Part IV - Capital Gains and Losses for Tax on Investment Income - Columns i - l

Complete only for assets showing gain in column (h) and owned by the foundation on 12/31/69			(l) Gains (Col (h) gain minus col (k), but not less than -0-) or Losses (from col (h))
(i) F M V as of 12/31/69	(j) Adjusted basis as of 12/31/69	(k) Excess of col (i) over col (j), if any	
			2,365
			1,338
			3,325
			129
			28
			115
			115
			24,378
			584
			1,248

Form 990PF Part IV - Capital Gains and Losses for Tax on Investment Income - Columns a - d

(a) List and describe the kind(s) of property sold (e g , real estate, 2-story brick warehouse, or common stock, 200 shs MLC Co)	(b) How acquired P—Purchase D—Donation	(c) Date acquired (mo , day, yr)	(d) Date sold (mo , day, yr)
352 FLUOR CORP NEW COM		2013-04-15	2014-12-11
18 FOSSIL GROUP INC		2012-05-10	2014-12-11
1360 CANADIAN NATURAL RESOURCES LTD		2014-10-17	2014-12-12
721 CANADIAN NATURAL RESOURCES LTD		2013-01-14	2014-12-12
88 FLUOR CORP NEW COM		2013-04-15	2014-12-12
861 SCHLUMBERGER LTD		2012-09-11	2014-12-12
420 TRIMAS CORP		2011-04-19	2014-12-12
688 0001 ENSCO PLC CL A		2013-11-15	2014-12-12
524 9999 ENSCO PLC CL A		2013-11-15	2014-12-12
1783 CANADIAN NATURAL RESOURCES LTD		2013-01-17	2014-12-15

Form 990PF Part IV - Capital Gains and Losses for Tax on Investment Income - Columns e - h

(e) Gross sales price	(f) Depreciation allowed (or allowable)	(g) Cost or other basis plus expense of sale	(h) Gain or (loss) (e) plus (f) minus (g)
20,766		19,981	785
1,958		1,434	524
39,067		45,699	-6,632
20,711		21,525	-814
5,079		4,887	192
68,985		63,294	5,691
12,329		8,694	3,635
18,679		42,350	-23,671
14,254		32,316	-18,062
51,175		53,072	-1,897

Form 990PF Part IV - Capital Gains and Losses for Tax on Investment Income - Columns i - l

Complete only for assets showing gain in column (h) and owned by the foundation on 12/31/69			(l) Gains (Col (h) gain minus col (k), but not less than -0-) or Losses (from col (h))
(i) F M V as of 12/31/69	(j) Adjusted basis as of 12/31/69	(k) Excess of col (i) over col (j), if any	
			785
			524
			-6,632
			-814
			192
			5,691
			3,635
			-23,671
			-18,062
			-1,897

Form 990PF Part IV - Capital Gains and Losses for Tax on Investment Income - Columns a - d

(a) List and describe the kind(s) of property sold (e g , real estate, 2-story brick warehouse, or common stock, 200 shs MLC Co)	(b) How acquired P—Purchase D—Donation	(c) Date acquired (mo , day, yr)	(d) Date sold (mo , day, yr)
111 FLUOR CORP NEW COM		2013-04-15	2014-12-15
18 FOSSIL GROUP INC		2012-05-10	2014-12-15
100 KEMPER CORP		2012-10-17	2014-12-15
175000 U S TREASURY NT 0 250% 7/15/15		2014-10-13	2014-12-15
1463 ENSCO PLC CL A		2013-11-19	2014-12-15
1072 CANADIAN NATURAL RESOURCES LTD		2013-02-21	2014-12-16
80 FLUOR CORP NEW COM		2013-04-15	2014-12-16
9 FOSSIL GROUP INC		2012-05-10	2014-12-16
100 KEMPER CORP		2012-07-23	2014-12-16
75000 U S TREASURY NT 1 250% 10/31/15		2014-10-17	2014-12-16

Form 990PF Part IV - Capital Gains and Losses for Tax on Investment Income - Columns e - h

(e) Gross sales price	(f) Depreciation allowed (or allowable)	(g) Cost or other basis plus expense of sale	(h) Gain or (loss) (e) plus (f) minus (g)
6,326		6,164	162
1,920		1,434	486
3,377		3,138	239
175,109		175,194	-85
39,542		95,098	-55,556
30,900		31,549	-649
4,580		4,252	328
963		717	246
3,369		3,109	260
75,671		75,739	-68

Form 990PF Part IV - Capital Gains and Losses for Tax on Investment Income - Columns i - l

Complete only for assets showing gain in column (h) and owned by the foundation on 12/31/69			(l) Gains (Col (h) gain minus col (k), but not less than -0-) or Losses (from col (h))
(i) F M V as of 12/31/69	(j) Adjusted basis as of 12/31/69	(k) Excess of col (i) over col (j), if any	
			162
			486
			239
			-85
			-55,556
			-649
			328
			246
			260
			-68

Form 990PF Part IV - Capital Gains and Losses for Tax on Investment Income - Columns a - d

(a) List and describe the kind(s) of property sold (e g , real estate, 2-story brick warehouse, or common stock, 200 shs MLC Co)	(b) How acquired P—Purchase D—Donation	(c) Date acquired (mo , day, yr)	(d) Date sold (mo , day, yr)
23 FOSSIL GROUP INC		2012-05-10	2014-12-17
170 KEMPER CORP		2012-07-23	2014-12-17
295 APPLE COMPUTER INC		2013-04-25	2014-12-18
321 BAXTER INTL INC		2014-06-25	2014-12-18
627 BEST BUY COMPANY INC		2014-02-03	2014-12-18
113 CALIFORNIA RESOURCES CORP		2014-01-31	2014-12-18
723 CISCO SYSTEMS		2013-04-23	2014-12-18
343 CISCO SYSTEMS		2013-12-24	2014-12-18
290 CITY NATL CORP		2013-12-09	2014-12-18
135 CITY NATL CORP		2014-01-24	2014-12-18

Form 990PF Part IV - Capital Gains and Losses for Tax on Investment Income - Columns e - h

(e) Gross sales price	(f) Depreciation allowed (or allowable)	(g) Cost or other basis plus expense of sale	(h) Gain or (loss) (e) plus (f) minus (g)
2,457		1,833	624
5,745		5,239	506
33,084		17,549	15,535
23,632		23,922	-290
23,972		14,589	9,383
657		868	-211
19,854		15,246	4,608
9,419		7,449	1,970
23,312		22,664	648
10,852		10,182	670

Form 990PF Part IV - Capital Gains and Losses for Tax on Investment Income - Columns i - l

Complete only for assets showing gain in column (h) and owned by the foundation on 12/31/69			(l) Gains (Col (h) gain minus col (k), but not less than -0-) or Losses (from col (h))
(i) F M V as of 12/31/69	(j) Adjusted basis as of 12/31/69	(k) Excess of col (i) over col (j), if any	
			624
			506
			15,535
			-290
			9,383
			-211
			4,608
			1,970
			648
			670

Form 990PF Part IV - Capital Gains and Losses for Tax on Investment Income - Columns a - d

(a) List and describe the kind(s) of property sold (e g , real estate, 2-story brick warehouse, or common stock, 200 shs MLC Co)	(b) How acquired P—Purchase D—Donation	(c) Date acquired (mo , day, yr)	(d) Date sold (mo , day, yr)
637 COACH INC		2014-06-09	2014-12-18
347 COMMSCOPE HLDG CO INC		2014-12-01	2014-12-18
147 COMMSCOPE HLDG CO INC		2014-11-12	2014-12-18
265 EBAY INC		2014-12-03	2014-12-18
71 FLUOR CORP NEW COM		2011-09-22	2014-12-18
18 FOSSIL GROUP INC		2012-05-10	2014-12-18
326 FREEPORT-MCMORAN COPPER & GOLD B		2013-03-05	2014-12-18
584 GAMESTOP CORP CL A		2014-03-18	2014-12-18
963 HOLOGIC INC		2013-04-19	2014-12-18
435 INFORMATICA CORP		2014-09-04	2014-12-18

Form 990PF Part IV - Capital Gains and Losses for Tax on Investment Income - Columns e - h

(e) Gross sales price	(f) Depreciation allowed (or allowable)	(g) Cost or other basis plus expense of sale	(h) Gain or (loss) (e) plus (f) minus (g)
23,130		25,886	-2,756
7,591		7,643	-52
3,216		3,087	129
15,176		14,518	658
4,206		3,477	729
1,926		1,434	492
7,389		10,465	-3,076
19,208		22,209	-3,001
25,824		20,547	5,277
16,649		14,794	1,855

Form 990PF Part IV - Capital Gains and Losses for Tax on Investment Income - Columns i - l

Complete only for assets showing gain in column (h) and owned by the foundation on 12/31/69			(l) Gains (Col (h) gain minus col (k), but not less than -0-) or Losses (from col (h))
(i) F M V as of 12/31/69	(j) Adjusted basis as of 12/31/69	(k) Excess of col (i) over col (j), if any	
			-2,756
			-52
			129
			658
			729
			492
			-3,076
			-3,001
			5,277
			1,855

Form 990PF Part IV - Capital Gains and Losses for Tax on Investment Income - Columns a - d

(a) List and describe the kind(s) of property sold (e g , real estate, 2-story brick warehouse, or common stock, 200 shs MLC Co)	(b) How acquired P—Purchase D—Donation	(c) Date acquired (mo , day, yr)	(d) Date sold (mo , day, yr)
547 J P MORGAN CHASE & CO		2014-10-07	2014-12-18
8 99978 JOY GLOBAL INC		2014-07-15	2014-12-18
606 00022 JOY GLOBAL INC		2014-07-15	2014-12-18
153 M & T BK CORP COM		2012-07-18	2014-12-18
236 MERCK AND CO INC		2005-11-22	2014-12-18
390 MICROSOFT CORP		2008-10-24	2014-12-18
252 MICROCHIP TECHNOLOGY INC		2012-05-18	2014-12-18
61 NATIONAL-OILWELL INC		2012-05-10	2014-12-18
265 NATIONAL-OILWELL INC		2014-05-02	2014-12-18
463 NETAPP INC		2014-05-27	2014-12-18

Form 990PF Part IV - Capital Gains and Losses for Tax on Investment Income - Columns e - h

(e) Gross sales price	(f) Depreciation allowed (or allowable)	(g) Cost or other basis plus expense of sale	(h) Gain or (loss) (e) plus (f) minus (g)
33,531		32,561	970
418		544	-126
28,118		36,306	-8,188
18,964		12,549	6,415
13,814		7,201	6,613
18,422		8,514	9,908
11,343		6,866	4,477
3,963		3,776	187
17,215		19,018	-1,803
19,698		16,879	2,819

Form 990PF Part IV - Capital Gains and Losses for Tax on Investment Income - Columns i - l

Complete only for assets showing gain in column (h) and owned by the foundation on 12/31/69			(l) Gains (Col (h) gain minus col (k), but not less than -0-) or Losses (from col (h))
(i) F M V as of 12/31/69	(j) Adjusted basis as of 12/31/69	(k) Excess of col (i) over col (j), if any	
			970
			-126
			-8,188
			6,415
			6,613
			9,908
			4,477
			187
			-1,803
			2,819

Form 990PF Part IV - Capital Gains and Losses for Tax on Investment Income - Columns a - d

(a) List and describe the kind(s) of property sold (e g , real estate, 2-story brick warehouse, or common stock, 200 shs MLC Co)	(b) How acquired P—Purchase D—Donation	(c) Date acquired (mo , day, yr)	(d) Date sold (mo , day, yr)
170 NETAPP INC		2013-02-06	2014-12-18
458 NORTHERN TR CORP		2014-01-23	2014-12-18
247 NOVARTIS AG ADR		2011-01-14	2014-12-18
283 OCCIDENTAL PETROLEUM CORP		2014-01-31	2014-12-18
357 OCEANEERING INTERNATIONAL INC		2014-09-30	2014-12-18
275 PACCAR INC		2012-04-25	2014-12-18
587 PLAINS GP HOLDINGS LP CL A		2014-12-15	2014-12-18
837 POTASH CORP SASK INC COM W/RTS ATTACHED		2013-11-19	2014-12-18
325 QUALCOMM CORP		2014-07-24	2014-12-18
121 QUALCOMM CORP		2013-02-06	2014-12-18

Form 990PF Part IV - Capital Gains and Losses for Tax on Investment Income - Columns e - h

(e) Gross sales price	(f) Depreciation allowed (or allowable)	(g) Cost or other basis plus expense of sale	(h) Gain or (loss) (e) plus (f) minus (g)
7,233		6,136	1,097
31,004		28,654	2,350
23,295		14,026	9,269
22,328		24,086	-1,758
20,763		23,204	-2,441
19,038		11,712	7,326
14,289		14,036	253
29,413		27,243	2,170
23,748		24,768	-1,020
8,841		8,106	735

Form 990PF Part IV - Capital Gains and Losses for Tax on Investment Income - Columns i - l

Complete only for assets showing gain in column (h) and owned by the foundation on 12/31/69			(l) Gains (Col (h) gain minus col (k), but not less than -0-) or Losses (from col (h))
(i) F M V as of 12/31/69	(j) Adjusted basis as of 12/31/69	(k) Excess of col (i) over col (j), if any	
			1,097
			2,350
			9,269
			-1,758
			-2,441
			7,326
			253
			2,170
			-1,020
			735

Form 990PF Part IV - Capital Gains and Losses for Tax on Investment Income - Columns a - d

(a) List and describe the kind(s) of property sold (e g , real estate, 2-story brick warehouse, or common stock, 200 shs MLC Co)	(b) How acquired P—Purchase D—Donation	(c) Date acquired (mo , day, yr)	(d) Date sold (mo , day, yr)
2846 REGIONS FINL CORP		2013-05-09	2014-12-18
487 SANOFI A D R		2014-09-24	2014-12-18
232 SCHLUMBERGER LTD		2012-04-02	2014-12-18
1142 CHARLES SCHWAB CORP		2013-02-06	2014-12-18
621 SUNCOR ENERGY INC		2014-10-30	2014-12-18
857 SUNTRUST BANKS INC		2013-03-14	2014-12-18
787 SYNOVUS FINANCIAL CORP		2014-10-21	2014-12-18
529 TEVA		2014-01-22	2014-12-18
543 UNILEVER N V - NY SHARES		2014-12-12	2014-12-18
509 ENSCO PLC CL A		2013-11-29	2014-12-18

Form 990PF Part IV - Capital Gains and Losses for Tax on Investment Income - Columns e - h

(e) Gross sales price	(f) Depreciation allowed (or allowable)	(g) Cost or other basis plus expense of sale	(h) Gain or (loss) (e) plus (f) minus (g)
29,640		24,756	4,884
22,803		27,515	-4,712
19,421		16,409	3,012
34,135		17,971	16,164
19,353		21,629	-2,276
35,564		25,217	10,347
20,685		18,868	1,817
29,839		23,659	6,180
21,516		21,429	87
15,058		30,961	-15,903

Form 990PF Part IV - Capital Gains and Losses for Tax on Investment Income - Columns i - l

Complete only for assets showing gain in column (h) and owned by the foundation on 12/31/69			(l) Gains (Col (h) gain minus col (k), but not less than -0-) or Losses (from col (h))
(i) F M V as of 12/31/69	(j) Adjusted basis as of 12/31/69	(k) Excess of col (i) over col (j), if any	
			4,884
			-4,712
			3,012
			16,164
			-2,276
			10,347
			1,817
			6,180
			87
			-15,903

Form 990PF Part IV - Capital Gains and Losses for Tax on Investment Income - Columns a - d

(a) List and describe the kind(s) of property sold (e g , real estate, 2-story brick warehouse, or common stock, 200 shs MLC Co)	(b) How acquired P—Purchase D—Donation	(c) Date acquired (mo , day, yr)	(d) Date sold (mo , day, yr)
380 GARMIN LTD		2014-10-02	2014-12-18
230 CHECK POINT SOFTWARE TECHNOLOGIES INC		2013-02-06	2014-12-18
381 FLUOR CORP NEW COM		2011-09-22	2014-12-19
18 FOSSIL GROUP INC		2012-05-10	2014-12-19
2066 CHARLES SCHWAB CORP		2013-01-08	2014-12-19
39 FOSSIL GROUP INC		2012-05-10	2014-12-22
290 APPLE COMPUTER INC		2013-04-25	2014-12-23
2 CALIFORNIA RESOURCES CORP		2014-01-31	2014-12-23
81 FOSSIL GROUP INC		2012-05-08	2014-12-23
152 FREEPORT-MCMORAN COPPER & GOLD B		2014-03-12	2014-12-23

Form 990PF Part IV - Capital Gains and Losses for Tax on Investment Income - Columns e - h

(e) Gross sales price	(f) Depreciation allowed (or allowable)	(g) Cost or other basis plus expense of sale	(h) Gain or (loss) (e) plus (f) minus (g)
20,570		19,100	1,470
17,957		11,799	6,158
22,842		18,658	4,184
1,929		1,434	495
61,917		31,100	30,817
4,238		3,100	1,138
32,678		16,439	16,239
1		2	-1
8,929		6,409	2,520
3,481		4,732	-1,251

Form 990PF Part IV - Capital Gains and Losses for Tax on Investment Income - Columns i - l

Complete only for assets showing gain in column (h) and owned by the foundation on 12/31/69			(l) Gains (Col (h) gain minus col (k), but not less than -0-) or Losses (from col (h))
(i) F M V as of 12/31/69	(j) Adjusted basis as of 12/31/69	(k) Excess of col (i) over col (j), if any	
			1,470
			6,158
			4,184
			495
			30,817
			1,138
			16,239
			-1
			2,520
			-1,251

Form 990PF Part IV - Capital Gains and Losses for Tax on Investment Income - Columns a - d

(a) List and describe the kind(s) of property sold (e g , real estate, 2-story brick warehouse, or common stock, 200 shs MLC Co)	(b) How acquired P—Purchase D—Donation	(c) Date acquired (mo , day, yr)	(d) Date sold (mo , day, yr)
611 FREEPORT-MCMORAN COPPER & GOLD B		2013-03-05	2014-12-23
199 M & T BK CORP COM		2011-12-16	2014-12-23
48 VISHAY PRECISION GROUP		2012-02-08	2014-12-23
35 VISHAY PRECISION GROUP		2011-04-19	2014-12-24
84 VISHAY PRECISION GROUP		2011-04-19	2014-12-26
10000 ALLEGHANY CORP 4 900% 9/15/44		2014-09-02	2014-12-29
20000 ALLY FINANCIAL INC 3 250% 9/29/17		2014-09-24	2014-12-29
10000 BED BATH BEYOND INC 5 165% 8/01/44		2014-07-14	2014-12-29
13353 079 BROWN ADVISORY MORT SEC INS		2013-12-26	2014-12-29
6527 637 BROWN ADVISORY MORT SEC INS		2014-12-23	2014-12-29

Form 990PF Part IV - Capital Gains and Losses for Tax on Investment Income - Columns e - h

(e) Gross sales price	(f) Depreciation allowed (or allowable)	(g) Cost or other basis plus expense of sale	(h) Gain or (loss) (e) plus (f) minus (g)
13,992		19,452	-5,460
25,402		14,593	10,809
840		741	99
616		538	78
1,484		1,291	193
10,294		10,018	276
20,008		19,929	79
10,139		10,110	29
134,332		133,531	801
65,668		65,902	-234

Form 990PF Part IV - Capital Gains and Losses for Tax on Investment Income - Columns i - l

Complete only for assets showing gain in column (h) and owned by the foundation on 12/31/69			(l) Gains (Col (h) gain minus col (k), but not less than -0-) or Losses (from col (h))
(i) F M V as of 12/31/69	(j) Adjusted basis as of 12/31/69	(k) Excess of col (i) over col (j), if any	
			-5,460
			10,809
			99
			78
			193
			276
			79
			29
			801
			-234

Form 990PF Part IV - Capital Gains and Losses for Tax on Investment Income - Columns a - d

(a) List and describe the kind(s) of property sold (e g , real estate, 2-story brick warehouse, or common stock, 200 shs MLC Co)	(b) How acquired P—Purchase D—Donation	(c) Date acquired (mo , day, yr)	(d) Date sold (mo , day, yr)
10000 CIT GROUP INC 3 875% 2/19/19		2014-12-01	2014-12-29
102 8 CALIFORNIA RESOURCES CORP		2014-02-04	2014-12-29
346 2 CALIFORNIA RESOURCES CORP		2012-11-06	2014-12-29
10000 CAMDEN PROPERTY 3 500% 9/15/24		2014-09-03	2014-12-29
10000 CELGENE CORP 4 625% 5/15/44		2014-06-13	2014-12-29
17000 DAVITA HEATHCARE 5 125% 7/15/24		2014-12-10	2014-12-29
10000 E TRADE FINANCIAL 5 375% 11/15/22		2014-11-13	2014-12-29
10000 EDUCATION REALTY 4 600% 12/01/24		2014-11-20	2014-12-29
40000 FIRST AMERICAN 4 600% 11/15/24		2014-12-15	2014-12-29
23 FOSSIL GROUP INC		2012-05-08	2014-12-29

Form 990PF Part IV - Capital Gains and Losses for Tax on Investment Income - Columns e - h

(e) Gross sales price	(f) Depreciation allowed (or allowable)	(g) Cost or other basis plus expense of sale	(h) Gain or (loss) (e) plus (f) minus (g)
9,951		10,000	-49
592		781	-189
1,994		2,401	-407
9,926		9,962	-36
10,266		9,885	381
17,383		17,085	298
10,151		10,049	102
10,169		10,089	80
40,502		40,761	-259
2,568		1,820	748

Form 990PF Part IV - Capital Gains and Losses for Tax on Investment Income - Columns i - l

Complete only for assets showing gain in column (h) and owned by the foundation on 12/31/69			(l) Gains (Col (h) gain minus col (k), but not less than -0-) or Losses (from col (h))
(i) F M V as of 12/31/69	(j) Adjusted basis as of 12/31/69	(k) Excess of col (i) over col (j), if any	
			-49
			-189
			-407
			-36
			381
			298
			102
			80
			-259
			748

Form 990PF Part IV - Capital Gains and Losses for Tax on Investment Income - Columns a - d

(a) List and describe the kind(s) of property sold (e g , real estate, 2-story brick warehouse, or common stock, 200 shs MLC Co)	(b) How acquired P—Purchase D—Donation	(c) Date acquired (mo , day, yr)	(d) Date sold (mo , day, yr)
10000 HEALTHCARE TRUST 3 375% 7/15/21		2014-06-25	2014-12-29
20000 JPMORGAN CHASE 0 8631% 1/28/19		2014-03-31	2014-12-29
10000 KINDER MORGAN EN 5 300% 9/15/20		2014-09-10	2014-12-29
10000 LEGG MASON INC 5 625% 1/15/44		2014-06-13	2014-12-29
20000 LOWES COS INC 0 6576% 9/10/19		2014-09-05	2014-12-29
10000 METHANEX CORP 4 250% 12/01/24		2014-11-13	2014-12-29
50000 MORGAN STANLEY MTN 4 350% 9/08/26		2014-11-26	2014-12-29
250000 NEW JERSEY ST TRANSN 6 104% 12/15/28		2014-06-17	2014-12-29
15000 NEWS AMERICA INC 6 150% 2/15/41		2014-09-26	2014-12-29
10000 REALTY INCOME CORP 4 125% 10/15/26		2014-09-29	2014-12-29

Form 990PF Part IV - Capital Gains and Losses for Tax on Investment Income - Columns e - h

(e) Gross sales price	(f) Depreciation allowed (or allowable)	(g) Cost or other basis plus expense of sale	(h) Gain or (loss) (e) plus (f) minus (g)
9,979		10,022	-43
19,952		20,013	-61
10,750		11,016	-266
11,369		10,850	519
19,974		20,070	-96
9,877		9,950	-73
50,216		50,602	-386
274,863		275,867	-1,004
19,109		17,933	1,176
10,212		10,042	170

Form 990PF Part IV - Capital Gains and Losses for Tax on Investment Income - Columns i - l

Complete only for assets showing gain in column (h) and owned by the foundation on 12/31/69			(l) Gains (Col (h) gain minus col (k), but not less than -0-) or Losses (from col (h))
(i) F M V as of 12/31/69	(j) Adjusted basis as of 12/31/69	(k) Excess of col (i) over col (j), if any	
			-43
			-61
			-266
			519
			-96
			-73
			-386
			-1,004
			1,176
			170

Form 990PF Part IV - Capital Gains and Losses for Tax on Investment Income - Columns a - d

(a) List and describe the kind(s) of property sold (e g , real estate, 2-story brick warehouse, or common stock, 200 shs MLC Co)	(b) How acquired P—Purchase D—Donation	(c) Date acquired (mo , day, yr)	(d) Date sold (mo , day, yr)
10000 ROCKWOOD SPECIALT 4 625% 10/15/20		2014-11-17	2014-12-29
20000 ROYAL BK CAN MTN 0 7641% 3/15/19		2014-04-02	2014-12-29
25000 ROYAL CARIBBEAN 5 250% 11/15/22		2014-12-12	2014-12-29
10000 SUNOCO LOGISTICS 4 250% 10/01/24		2014-11-13	2014-12-29
50000 U S TREASURY BD 4 500% 2/15/36		2014-12-08	2014-12-29
75000 U S TREASURY BD 3 625% 2/15/44		2014-09-16	2014-12-29
225000 U S TREASURY NT 1 250% 10/31/15		2014-10-17	2014-12-29
125000 U S TREASURY NT 0 250% 7/15/15		2014-10-06	2014-12-29
235000 UNIVERSITY CA RE 0 6863% 7/01/41		2014-04-10	2014-12-29
87 VISHAY PRECISION GROUP		2011-04-19	2014-12-29

Form 990PF Part IV - Capital Gains and Losses for Tax on Investment Income - Columns e - h

(e) Gross sales price	(f) Depreciation allowed (or allowable)	(g) Cost or other basis plus expense of sale	(h) Gain or (loss) (e) plus (f) minus (g)
10,298		10,480	-182
20,059		20,060	-1
26,297		26,151	146
10,071		10,208	-137
66,350		64,871	1,479
87,671		78,764	8,907
226,811		227,126	-315
125,059		125,150	-91
234,112		235,000	-888
1,549		1,337	212

Form 990PF Part IV - Capital Gains and Losses for Tax on Investment Income - Columns i - l

Complete only for assets showing gain in column (h) and owned by the foundation on 12/31/69			(l) Gains (Col (h) gain minus col (k), but not less than -0-) or Losses (from col (h))
(i) F M V as of 12/31/69	(j) Adjusted basis as of 12/31/69	(k) Excess of col (i) over col (j), if any	
			-182
			-1
			146
			-137
			1,479
			8,907
			-315
			-91
			-888
			212

Form 990PF Part IV - Capital Gains and Losses for Tax on Investment Income - Columns a - d

(a) List and describe the kind(s) of property sold (e g , real estate, 2-story brick warehouse, or common stock, 200 shs MLC Co)	(b) How acquired P—Purchase D—Donation	(c) Date acquired (mo , day, yr)	(d) Date sold (mo , day, yr)
20000 WELLS FARGO CO 0 8051% 7/20/16		2014-03-26	2014-12-29
10000 ZIONS BANCORPORATION 4 500% 6/13/23		2014-10-11	2014-12-29
551 CALIFORNIA RESOURCES CORP		2012-12-05	2014-12-30
10000 JB HUNT TRANSPRT 2 400% 3/15/19		2014-06-13	2014-12-30
9 VISHAY PRECISION GROUP		2011-04-19	2014-12-30
20000 BANK OF AMERICA 1 32991% 1/15/19		2014-03-28	2014-12-31
9 FOSSIL GROUP INC		2012-05-08	2014-12-31
1700 FREEPORT-MCMORAN COPPER & GOLD B		2013-04-19	2014-12-31
478 FREEPORT-MCMORAN COPPER & GOLD B		2014-03-12	2014-12-31
CAPITAL GAIN DIVIDENDS	P		


Form 990PF Part IV - Capital Gains and Losses for Tax on Investment Income - Columns e - h

(e) Gross sales price	(f) Depreciation allowed (or allowable)	(g) Cost or other basis plus expense of sale	(h) Gain or (loss) (e) plus (f) minus (g)
20,038		20,057	-19
10,435		10,616	-181
3,060		3,717	-657
9,990		10,025	-35
158		138	20
20,143		20,229	-86
1,003		712	291
39,707		48,498	-8,791
11,165		14,880	-3,715
			45


Form 990PF Part IV - Capital Gains and Losses for Tax on Investment Income - Columns i - l

Complete only for assets showing gain in column (h) and owned by the foundation on 12/31/69			(l) Gains (Col (h) gain minus col (k), but not less than -0-) or Losses (from col (h))
(i) F M V as of 12/31/69	(j) Adjusted basis as of 12/31/69	(k) Excess of col (i) over col (j), if any	
			-19
			-181
			-657
			-35
			20
			-86
			291
			-8,791
			-3,715


Form 990PF Part XV Line 3 - Grants and Contributions Paid During the Year or Approved for Future Payment

Recipient	If recipient is an individual, show any relationship to any foundation manager or substantial contributor	Foundation status of recipient	Purpose of grant or contribution	Amount
Name and address (home or business)				
a Paid during the year				
Marian House 949 GORSUCH AVENUE BALTIMORE,MD 21218	NONE	PUBLIC CHARITY	GENERAL	18,476
Mental Health Association of Maryland 711 W 40TH STREET SUITE 460 BALTIMORE,MD 21211	NONE	PUBLIC CHARITY	GENERAL	51,000
Johns Hopkins University School of Nursing 525 NORTH WOLFE STREET BALTIMORE,MD 21205	NONE	PUBLIC CHARITY	GENERAL	75,000
Central Scholarship Bureau Inc 1700 REISTERSTOWN RD SUITE 220 BALTIMORE,MD 21208	NONE	PUBLIC CHARITY	GENERAL	110,000
Alzheimer's Disease and Related Disorders 209 MILFORD STREET C SALISBURY,MD 218047099	NONE	PUBLIC CHARITY	GENERAL	45,000
Comprehensive Housing Assistance Inc 5809 PARK HEIGHTS AVENUE BALTIMORE,MD 212153931	NONE	PUBLIC CHARITY	GENERAL	50,000
TUERK HOUSE INC 730 ASHBURTON STREET BALTIMORE,MD 21216	NONE	PUBLIC CHARITY	GENERAL	20,000
PEOPLE ENCOURAGING PEOPLE INC 2002 CLIPPER PARK ROAD SUITE 105 BALTIMORE,MD 21211	NONE	PUBLIC CHARITY	GENERAL	150,000
MD DENTAL ACTION COALITION 408 CRAIN HWY S SUITE 5 GLEN BURNIE,MD 21061	NONE	PUBLIC CHARITY	GENERAL	38,480
GOVANS ECUMENICAL DEV CORP 5513 YORK ROAD 2 BALTIMORE,MD 212123834	NONE	PUBLIC CHARITY	GENERAL	50,000
GOOD SAMARITAN HOSP FDN 5601 LOCH RAVEN BLVD BALTIMORE,MD 21239	NONE	PUBLIC CHARITY	GENERAL	100,000
GILCHRIST HOSPICE CARE INC 555 TOWSONTOWNE BLVD TOWSON,MD 21204	NONE	PUBLIC CHARITY	GENERAL	75,000
CROSSROADS COMMUNITY FOUNDATION 120 BANJO LANE CENTREVILLE,MD 21617	NONE	PUBLIC CHARITY	GENERAL	32,000
BENEFITS DATA TRUST 100 N 18TH ST BALTIMORE,MD 19103	NONE	PUBLIC CHARITY	GENERAL	75,000
BALTIMORE CRISIS RESPONSE INC 2041 E FAYETTE STREET BALTIMORE,MD 21231	NONE	PUBLIC CHARITY	GENERAL	50,000
Total  3a				3,123,157

Form 990PF Part XV Line 3 - Grants and Contributions Paid During the Year or Approved for Future Payment

Recipient	If recipient is an individual, show any relationship to any foundation manager or substantial contributor	Foundation status of recipient	Purpose of grant or contribution	Amount
Name and address (home or business)				
a <i>Paid during the year</i>				
ANNE ARUNDEL MED CENTER FDN 2001 MEDICAL PARKWAY ANNAPOLIS,MD 21401	NONE	PUBLIC CHARITY	GENERAL	100,000
AMERICAN HEART ASSN OF MD 217 EAST REDWOOD STREET BALTIMORE,MD 21202	NONE	PUBLIC CHARITY	GENERAL	40,000
ALLIANCE FOR MENTALLY ILL OF MD 10630 LITTLE PATUXENT PKWY COLUMBIA,MD 21044	NONE	PUBLIC CHARITY	GENERAL	80,000
BALTIMORE BAR FOUNDATION 111 N CALVERT STREET BALTIMORE,MD 21202	NONE	PUBLIC CHARITY	GENERAL	35,000
BEHAVIORAL HEALTH SYSTEM BALTIMORE 1101 W PRATT ST BALTIMORE,MD 21223	NONE	PUBLIC CHARITY	GENERAL	100,000
MOBILE MEDICAL CARE INC 9309 OLD GEORGETOWN RD BETHESDA,MD 20814	NONE	PUBLIC CHARITY	GENERAL	50,000
MENTAL HEALTH ASSOC IN TALBOT CO 611 B DUTCHMANS LANE EASTON,MD 21601	NONE	PUBLIC CHARITY	GENERAL	17,800
HOUSE OF THE GOOD SHEPHERD 4100 MAPLE AVE HALETHORPE,MD 21227	NONE	PUBLIC CHARITY	GENERAL	30,000
FUSION PARTNERSHIPS INC 1601 GUILFORD BALTIMORE,MD 21202	NONE	PUBLIC CHARITY	GENERAL	20,000
ASSOCIATED CATHOLIC CHARITIES 320 CATHEDRAL STREET BALTIMORE,MD 21201	NON	PUBLIC CHARITY	GENERAL	25,000
ARUNDEL LODGE 2600 SOLOMONS ISLAND ROAD EDGEWATER,MD 21037	NONE	PUBLIC CHARITY	GENERAL	55,151
ST AGNES HOSPITAL FOUNDATION 900 S CATON AVENUE BALTIMORE,MD 21229	NONE	PUBLIC CHARITY	GENERAL	55,000
FOOD RESEARCH AND ACTION CENTER 1875 CONNECTICUT AVE WASHINGTON,DC 20009	NONE	PUBLIC CHARITY	GENERAL	25,000
CHARM CITY CLINIC INC 100 N CHARLES ST BALTIMORE,MD 21201	NONE	PUBLIC CHARITY	GENERAL	25,000
FAMILY LEAGUE OF BALTIMORE CITY 2305 NORTH CHARLES STREET BALTIMORE,MD 21218	NONE	PUBLIC CHARITY	GENERAL	30,000
Total  3a				3,123,157

Form 990PF Part XV Line 3 - Grants and Contributions Paid During the Year or Approved for Future Payment

Recipient	If recipient is an individual, show any relationship to any foundation manager or substantial contributor	Foundation status of recipient	Purpose of grant or contribution	Amount
Name and address (home or business)				
a Paid during the year				
Pastoral Counseling Services of Maryland 10010 FERNWOOD ROAD BETHESDA,MD 20817	NONE	PUBLIC CHARITY	GENERAL	20,000
Legal Aid Bureau Inc 500 EAST LEXINGTON STREET BALTIMORE,MD 21202	NONE	PUBLIC CHARITY	GENERAL	75,000
Johns Hopkins University 3400 NORTH CHARLES STREET BALTIMORE,MD 21218	NONE	PUBLIC CHARITY	GENERAL	1,100,000
United Way of Central Maryland Inc 100 S CHARLES ST 5TH FL BOX 1576 BALTIMORE,MD 21203	NONE	PUBLIC CHARITY	GENERAL	27,500
The Associated Jewish Community Federation 101 WEST MOUNT ROYAL AVENUE BALTIMORE,MD 21201	NONE	PUBLIC CHARITY	GENERAL	110,000
Civic Leadership Fund at BCF 2 EAST READ STREET BALTIMORE,MD 21202	NONE	PUBLIC CHARITY	GENERAL	90,000
Active Minds Inc 2647 CONNECTICUT AVE NW Washington,DC 20008	NONE	PUBLIC CHARITY	GENERAL	50,000
Association of Baltimore Area Grantmakers 2 EAST READ STREET 2ND FLOOR BALTIMORE,MD 21202	NONE	PUBLIC CHARITY	GENERAL	22,750
Total  3a				3,123,157

**TY 2014 Investments Corporate
Bonds Schedule**

Name: LEONARD AND HELEN R STULMAN CHARITABLE
EIN: 52-1491609

Name of Bond	End of Year Book Value	End of Year Fair Market Value
CORPORATE BONDS	11,867,848	11,910,289

**TY 2014 Investments Corporate
Stock Schedule****Name:** LEONARD AND HELEN R STULMAN CHARITABLE**EIN:** 52-1491609

Name of Stock	End of Year Book Value	End of Year Fair Market Value
CORPORATE STOCK	26,067,141	33,549,297

TY 2014 Investments Government Obligations Schedule

Name: LEONARD AND HELEN R STULMAN CHARITABLE

EIN: 52-1491609

US Government Securities - End of

Year Book Value:

6,461,041

US Government Securities - End of

Year Fair Market Value:

6,526,575

**State & Local Government
Securities - End of Year Book
Value:**

**State & Local Government
Securities - End of Year Fair
Market Value:**

TY 2014 Investments - Other Schedule

Name: LEONARD AND HELEN R STULMAN CHARITABLE

EIN: 52-1491609

Category/ Item	Listed at Cost or FMV	Book Value	End of Year Fair Market Value
PASSTHROUGH ENTITIES	AT COST	6,961,460	8,865,732
OTHER INVESTMENTS	AT COST	9,056,000	9,679,275

TY 2014 Other Assets Schedule

Name: LEONARD AND HELEN R STULMAN CHARITABLE

EIN: 52-1491609

Description	Beginning of Year - Book Value	End of Year - Book Value	End of Year - Fair Market Value
CHARLES TOWSON ASSOCIATES	2,450,723	2,450,723	5,604,052

TY 2014 Other Expenses Schedule**Name:** LEONARD AND HELEN R STULMAN CHARITABLE**EIN:** 52-1491609

Description	Revenue and Expenses per Books	Net Investment Income	Adjusted Net Income	Disbursements for Charitable Purposes
GIFT ADMINISTRATION	196,178	0		196,178
DEDUCTS FROM PASSTHRU ENTITIES	195,397	184,642		0
NONDEDUCT EXP FROM PASSTHRUS	483	0		0
BOND PREMIUM AMORTIZATION	41,772	32,511		0

TY 2014 Other Income Schedule**Name:** LEONARD AND HELEN R STULMAN CHARITABLE**EIN:** 52-1491609

Description	Revenue And Expenses Per Books	Net Investment Income	Adjusted Net Income
INT AND DIV FROM PASSTHROUGH ENTITIES	459,255	455,096	
ST CAPTL GAINS FROM PASSTHROUGH ENTITIES	2,654	2,663	
LT CAPTL GAINS FROM PASSTHROUGH ENTITIES	666,074	666,936	
OTHER INCOME FROM PASSTHROUGH ENTITIES	217,643	194,219	
CUM BASIS ADJ SALE OF SUNOCO LP PTP	3,209	3,209	

TY 2014 Other Increases Schedule**Name:** LEONARD AND HELEN R STULMAN CHARITABLE**EIN:** 52-1491609

Description	Amount
REVERSAL OF PY ACCRUED INTEREST ADJ	11,451
OTHER AMORTIZATION OF BONDS	41,772
ADJ BOOK VALUE ON PASSTHROUGH ENTITIES	258,636

TY 2014 Other Professional Fees Schedule**Name:** LEONARD AND HELEN R STULMAN CHARITABLE**EIN:** 52-1491609

Category	Amount	Net Investment Income	Adjusted Net Income	Disbursements for Charitable Purposes
INVESTMENT FEES	281,620	279,546		
ASSOCIATION FEES	73			73

TY 2014 Taxes Schedule**Name:** LEONARD AND HELEN R STULMAN CHARITABLE**EIN:** 52-1491609

Category	Amount	Net Investment Income	Adjusted Net Income	Disbursements for Charitable Purposes
FEDERAL EXCISE TAX	53,253	0		0
FEDERAL ESTIMATED TAX PAYMENTS	74,132	0		0
STATE INCOME TAXES - PRINCIPAL	2,718	0		0
FOREIGN TAXES	23,857	23,857		0
STATE TAXES FROM PASSTHROUGHS	784	784		0
FOREIGN TAX FROM PASSTHROUGHS	12,178	12,178		0