



See a Social Security Number? Say Something!
Report Privacy Problems to <https://public.resource.org/privacy>
Or call the IRS Identity Theft Hotline at 1-800-908-4490



Form **990-PF**

Department of the Treasury
Internal Revenue Service

Return of Private Foundation

or Section 4947(a)(1) Trust Treated as Private Foundation

▶ Do not enter social security numbers on this form as it may be made public.

▶ Information about Form 990-PF and its instructions is at www.irs.gov/form990pf.

OMB No 1545-0052

2014

Open to Public Inspection

For calendar year 2014, or tax year beginning 01-01-2014 , and ending 12-31-2014

Name of foundation Sidener Foundation		A Employer identification number 51-0189216	
Number and street (or P O box number if mail is not delivered to street address) 1829 Borman Circle Drive		B Telephone number (see instructions) (314) 991-0730	
City or town, state or province, country, and ZIP or foreign postal code St Louis, MO 631464136		C If exemption application is pending, check here <input type="checkbox"/>	
G Check all that apply <input type="checkbox"/> Initial return <input type="checkbox"/> Initial return of a former public charity <input type="checkbox"/> Final return <input type="checkbox"/> Amended return <input type="checkbox"/> Address change <input type="checkbox"/> Name change		D 1. Foreign organizations, check here <input type="checkbox"/> 2. Foreign organizations meeting the 85% test, check here and attach computation <input type="checkbox"/>	
H Check type of organization <input checked="" type="checkbox"/> Section 501(c)(3) exempt private foundation <input type="checkbox"/> Section 4947(a)(1) nonexempt charitable trust <input type="checkbox"/> Other taxable private foundation		E If private foundation status was terminated under section 507(b)(1)(A), check here <input type="checkbox"/>	
I Fair market value of all assets at end of year (from Part II, col. (c), line 16)▶\$ 2,482,058		F If the foundation is in a 60-month termination under section 507(b)(1)(B), check here <input type="checkbox"/>	
J Accounting method <input checked="" type="checkbox"/> Cash <input type="checkbox"/> Accrual <input type="checkbox"/> Other (specify) _____ (Part I, column (d) must be on cash basis.)			

Part I Analysis of Revenue and Expenses <i>(The total of amounts in columns (b), (c), and (d) may not necessarily equal the amounts in column (a) (see instructions))</i>		(a) Revenue and expenses per books	(b) Net investment income	(c) Adjusted net income	(d) Disbursements for charitable purposes (cash basis only)
Revenue	1 Contributions, gifts, grants, etc , received (attach schedule)				
	2 Check <input type="checkbox"/> if the foundation is not required to attach Sch B				
	3 Interest on savings and temporary cash investments	39	39		
	4 Dividends and interest from securities.	73,234	73,234		
	5a Gross rents				
	b Net rental income or (loss) _____				
	6a Net gain or (loss) from sale of assets not on line 10 	112,613			
	b Gross sales price for all assets on line 6a <u>301,113</u>				
	7 Capital gain net income (from Part IV, line 2) . . .		112,613		
	8 Net short-term capital gain				
	9 Income modifications				
	10a Gross sales less returns and allowances				
Operating and Administrative Expenses	b Less Cost of goods sold				
	c Gross profit or (loss) (attach schedule)				
	11 Other income (attach schedule)	 -1,764	-1,764		
	12 Total. Add lines 1 through 11	184,122	184,122		
	13 Compensation of officers, directors, trustees, etc				
	14 Other employee salaries and wages				
	15 Pension plans, employee benefits				
	16a Legal fees (attach schedule)				
	b Accounting fees (attach schedule)	 4,180	4,180		
	c Other professional fees (attach schedule)	 10,283	10,283		
	17 Interest				
	18 Taxes (attach schedule) (see instructions) . . .	 2,741	2,741		
	19 Depreciation (attach schedule) and depletion . . .				
	20 Occupancy				
	21 Travel, conferences, and meetings				
	22 Printing and publications				
	23 Other expenses (attach schedule)	 190	180		10
	24 Total operating and administrative expenses.				
	Add lines 13 through 23	17,394	17,384		10
	25 Contributions, gifts, grants paid	130,000			130,000
	26 Total expenses and disbursements. Add lines 24 and 25	147,394	17,384		130,010
	27 Subtract line 26 from line 12				
	a Excess of revenue over expenses and disbursements	36,728			
	b Net investment income (if negative, enter -0-)		166,738		
	c Adjusted net income (if negative, enter -0-)				

Part II Balance Sheets		Attached schedules and amounts in the description column should be for end-of-year amounts only (See instructions)	Beginning of year	End of year	
			(a) Book Value	(b) Book Value	(c) Fair Market Value
Assets	1	Cash—non-interest-bearing			
	2	Savings and temporary cash investments	33,506	40,198	40,198
	3	Accounts receivable ▶ _____ Less allowance for doubtful accounts ▶ _____			
	4	Pledges receivable ▶ _____ Less allowance for doubtful accounts ▶ _____			
	5	Grants receivable			
	6	Receivables due from officers, directors, trustees, and other disqualified persons (attach schedule) (see instructions)			
	7	Other notes and loans receivable (attach schedule) ▶ _____ Less allowance for doubtful accounts ▶ _____			
	8	Inventories for sale or use			
	9	Prepaid expenses and deferred charges			
	10a	Investments—U S and state government obligations (attach schedule)			
	b	Investments—corporate stock (attach schedule)	1,886,615	1,916,651	2,441,860
	c	Investments—corporate bonds (attach schedule).			
	11	Investments—land, buildings, and equipment basis ▶ _____ Less accumulated depreciation (attach schedule) ▶ _____			
	12	Investments—mortgage loans			
	13	Investments—other (attach schedule)			
	14	Land, buildings, and equipment basis ▶ _____ Less accumulated depreciation (attach schedule) ▶ _____			
15	Other assets (describe ▶ _____)				
16	Total assets (to be completed by all filers—see the instructions Also, see page 1, item I)	1,920,121	1,956,849	2,482,058	
Liabilities	17	Accounts payable and accrued expenses			
	18	Grants payable			
	19	Deferred revenue			
	20	Loans from officers, directors, trustees, and other disqualified persons			
	21	Mortgages and other notes payable (attach schedule)			
	22	Other liabilities (describe ▶ _____)			
	23	Total liabilities (add lines 17 through 22)		0	
Net Assets or Fund Balances	Foundations that follow SFAS 117, check here ▶ <input checked="" type="checkbox"/> and complete lines 24 through 26 and lines 30 and 31.				
	24	Unrestricted	1,920,121	1,956,849	
	25	Temporarily restricted			
	26	Permanently restricted			
	Foundations that do not follow SFAS 117, check here ▶ <input type="checkbox"/> and complete lines 27 through 31.				
	27	Capital stock, trust principal, or current funds			
	28	Paid-in or capital surplus, or land, bldg , and equipment fund			
	29	Retained earnings, accumulated income, endowment, or other funds			
	30	Total net assets or fund balances (see instructions)	1,920,121	1,956,849	
	31	Total liabilities and net assets/fund balances (see instructions) . . .	1,920,121	1,956,849	

Part III Analysis of Changes in Net Assets or Fund Balances		
1	Total net assets or fund balances at beginning of year—Part II, column (a), line 30 (must agree with end-of-year figure reported on prior year’s return)	11,920,121
2	Enter amount from Part I, line 27a	236,728
3	Other increases not included in line 2 (itemize) ▶ _____	3
4	Add lines 1, 2, and 3	41,956,849
5	Decreases not included in line 2 (itemize) ▶ _____	5
6	Total net assets or fund balances at end of year (line 4 minus line 5)—Part II, column (b), line 30	61,956,849

Part IV

Capital Gains and Losses for Tax on Investment Income

(a) List and describe the kind(s) of property sold (e g , real estate, 2-story brick warehouse, or common stock, 200 shs MLC Co)		(b) How acquired P—Purchase D—Donation	(c) Date acquired (mo , day, yr)	(d) Date sold (mo , day, yr)
1a	See Additional Data Table			
b				
c				
d				
e				

(e) Gross sales price	(f) Depreciation allowed (or allowable)	(g) Cost or other basis plus expense of sale	(h) Gain or (loss) (e) plus (f) minus (g)
a	See Additional Data Table		
b			
c			
d			
e			

Complete only for assets showing gain in column (h) and owned by the foundation on 12/31/69			(I) Gains (Col (h) gain minus col (k), but not less than -0-) or Losses (from col (h))
(i) F M V as of 12/31/69	(j) Adjusted basis as of 12/31/69	(k) Excess of col (i) over col (j), if any	
a	See Additional Data Table		
b			
c			
d			
e			

2	Capital gain net income or (net capital loss)	{ If gain, also enter in Part I, line 7 If (loss), enter -0- in Part I, line 7 }	2	112,613
3	Net short-term capital gain or (loss) as defined in sections 1222(5) and (6) If gain, also enter in Part I, line 8, column (c) (see instructions) If (loss), enter -0- in Part I, line 8	}	3	-1,644

Part V

Qualification Under Section 4940(e) for Reduced Tax on Net Investment Income

(For optional use by domestic private foundations subject to the section 4940(a) tax on net investment income)

If section 4940(d)(2) applies, leave this part blank

Was the foundation liable for the section 4942 tax on the distributable amount of any year in the base period? ☐ Yes ☒ No

If "Yes," the foundation does not qualify under section 4940(e) Do not complete this part

1 Enter the appropriate amount in each column for each year, see instructions before making any entries

(a) Base period years Calendar year (or tax year beginning in)	(b) Adjusted qualifying distributions	(c) Net value of noncharitable-use assets	(d) Distribution ratio (col (b) divided by col (c))
2013	118,918	2,312,015	000 051435
2012	98,657	1,666,538	000 059199
2011	30,010	1,571,632	000 019095
2010	89,436	1,537,786	000 058159
2009	85,525	1,450,967	000 058943

2	Total of line 1, column (d).	2	000 246831
3	Average distribution ratio for the 5-year base period—divide the total on line 2 by 5, or by the number of years the foundation has been in existence if less than 5 years	3	000 049366
4	Enter the net value of noncharitable-use assets for 2014 from Part X, line 5.	4	2,494,932
5	Multiply line 4 by line 3.	5	123,165
6	Enter 1% of net investment income (1% of Part I, line 27b).	6	1,667
7	Add lines 5 and 6.	7	124,832
8	Enter qualifying distributions from Part XII, line 4.	8	130,010

If line 8 is equal to or greater than line 7, check the box in Part VI, line 1b, and complete that part using a 1% tax rate See
the Part VI instructions

Part VI

Excise Tax Based on Investment Income (Section 4940(a), 4940(b), 4940(e), or 4948—see page 18 of the instructions)

1a		Exempt operating foundations described in section 4940(d)(2), check here <input type="checkbox"/> and enter "N/A" on line 1			
b		Domestic foundations that meet the section 4940(e) requirements in Part V, check here <input checked="" type="checkbox"/> and enter 1% of Part I, line 27b		1	1,667
c		All other domestic foundations enter 2% of line 27b. Exempt foreign organizations enter 4% of Part I, line 12, col. (b)			
2		Tax under section 511 (domestic section 4947(a)(1) trusts and taxable foundations only. Others enter -0-)		2	
3		Add lines 1 and 2.		3	1,667
4		Subtitle A (income) tax (domestic section 4947(a)(1) trusts and taxable foundations only. Others enter -0-)		4	
5		Tax based on investment income. Subtract line 4 from line 3. If zero or less, enter -0-		5	1,667
6		Credits/Payments			
a		2014 estimated tax payments and 2013 overpayment credited to 2014	6a	1,100	
b		Exempt foreign organizations—tax withheld at source	6b		
c		Tax paid with application for extension of time to file (Form 8868)	6c		
d		Backup withholding erroneously withheld	6d		
7		Total credits and payments. Add lines 6a through 6d.		7	1,100
8		Enter any penalty for underpayment of estimated tax. Check here <input type="checkbox"/> if Form 2220 is attached.		8	
9		Tax due. If the total of lines 5 and 8 is more than line 7, enter amount owed		9	567
10		Overpayment. If line 7 is more than the total of lines 5 and 8, enter the amount overpaid.		10	
11		Enter the amount of line 10 to be Credited to 2015 estimated tax Refunded		11	

Part VII-A

Statements Regarding Activities

1a	During the tax year, did the foundation attempt to influence any national, state, or local legislation or did it participate or intervene in any political campaign?	1a	Yes	No
b	Did it spend more than \$100 during the year (either directly or indirectly) for political purposes (see Instructions for definition)? <i>If the answer is "Yes" to 1a or 1b, attach a detailed description of the activities and copies of any materials published or distributed by the foundation in connection with the activities.</i>	1b		No
c	Did the foundation file Form 1120-POL for this year?	1c		No
d	Enter the amount (if any) of tax on political expenditures (section 4955) imposed during the year: (1) On the foundation <input type="checkbox"/> \$ (2) On foundation managers <input type="checkbox"/> \$			
e	Enter the reimbursement (if any) paid by the foundation during the year for political expenditure tax imposed on foundation managers <input type="checkbox"/> \$			
2	Has the foundation engaged in any activities that have not previously been reported to the IRS? <i>If "Yes," attach a detailed description of the activities.</i>	2		No
3	Has the foundation made any changes, not previously reported to the IRS, in its governing instrument, articles of incorporation, or bylaws, or other similar instruments? <i>If "Yes," attach a conformed copy of the changes.</i>	3		No
4a	Did the foundation have unrelated business gross income of \$1,000 or more during the year?	4a		No
b	If "Yes," has it filed a tax return on Form 990-T for this year?	4b		
5	Was there a liquidation, termination, dissolution, or substantial contraction during the year? <i>If "Yes," attach the statement required by General Instruction T.</i>	5		No
6	Are the requirements of section 508(e) (relating to sections 4941 through 4945) satisfied either: • By language in the governing instrument, or • By state legislation that effectively amends the governing instrument so that no mandatory directions that conflict with the state law remain in the governing instrument?	6	Yes	
7	Did the foundation have at least \$5,000 in assets at any time during the year? <i>If "Yes," complete Part II, col. (c), and Part XV.</i>	7	Yes	
8a	Enter the states to which the foundation reports or with which it is registered (see instructions) <input type="checkbox"/> MO			
b	If the answer is "Yes" to line 7, has the foundation furnished a copy of Form 990-PF to the Attorney General (or designate) of each state as required by General Instruction G? <i>If "No," attach explanation.</i>	8b	Yes	
9	Is the foundation claiming status as a private operating foundation within the meaning of section 4942(j)(3) or 4942(j)(5) for calendar year 2014 or the taxable year beginning in 2014 (see instructions for Part XIV)? <i>If "Yes," complete Part XIV.</i>	9		No
10	Did any persons become substantial contributors during the tax year? <i>If "Yes," attach a schedule listing their names and addresses.</i>	10		No

Part VII-A

Statements Regarding Activities *(continued)*

11	At any time during the year, did the foundation, directly or indirectly, own a controlled entity within the meaning of section 512(b)(13)? If "Yes," attach schedule (see instructions).	11		No
12	Did the foundation make a distribution to a donor advised fund over which the foundation or a disqualified person had advisory privileges? If "Yes," attach statement (see instructions)	12		No
13	Did the foundation comply with the public inspection requirements for its annual returns and exemption application?	13	Yes	
Website address N/A				
14	The books are in care of _____ Telephone no (314) 991-0730 Located at 1829 Borman Circle Drive St Louis MO ZIP +4 63146			
15	Section 4947(a)(1) nonexempt charitable trusts filing Form 990-PF in lieu of Form 1041 —Check here and enter the amount of tax-exempt interest received or accrued during the year.	15		
16	At any time during calendar year 2014, did the foundation have an interest in or a signature or other authority over a bank, securities, or other financial account in a foreign country?	16	Yes	No
See instructions for exceptions and filing requirements for FinCEN Form 114, Report of Foreign Bank and Financial Accounts (FBAR) If "Yes", enter the name of the foreign country				

Part VII-B

Statements Regarding Activities for Which Form 4720 May Be Required

File Form 4720 if any item is checked in the "Yes" column, unless an exception applies.			Yes	No
1a	During the year did the foundation (either directly or indirectly)			
	(1) Engage in the sale or exchange, or leasing of property with a disqualified person? Yes No			
	(2) Borrow money from, lend money to, or otherwise extend credit to (or accept it from) a disqualified person? Yes No			
	(3) Furnish goods, services, or facilities to (or accept them from) a disqualified person? Yes No			
	(4) Pay compensation to, or pay or reimburse the expenses of, a disqualified person? Yes No			
	(5) Transfer any income or assets to a disqualified person (or make any of either available for the benefit or use of a disqualified person)? Yes No			
	(6) Agree to pay money or property to a government official? (Exception. Check "No" if the foundation agreed to make a grant to or to employ the official for a period after termination of government service, if terminating within 90 days). Yes No			
b	If any answer is "Yes" to 1a(1)–(6), did any of the acts fail to qualify under the exceptions described in Regulations section 53.4941(d)-3 or in a current notice regarding disaster assistance (see instructions)? Organizations relying on a current notice regarding disaster assistance check here.	1b		
c	Did the foundation engage in a prior year in any of the acts described in 1a, other than excepted acts, that were not corrected before the first day of the tax year beginning in 2014?	1c		No
2	Taxes on failure to distribute income (section 4942) (does not apply for years the foundation was a private operating foundation defined in section 4942(j)(3) or 4942(j)(5))			
a	At the end of tax year 2014, did the foundation have any undistributed income (lines 6d and 6e, Part XIII) for tax year(s) beginning before 2014? Yes No If "Yes," list the years 20 , 20 , 20 , 20			
b	Are there any years listed in 2a for which the foundation is not applying the provisions of section 4942(a)(2) (relating to incorrect valuation of assets) to the year's undistributed income? (If applying section 4942(a)(2) to all years listed, answer "No" and attach statement—see instructions).	2b		
c	If the provisions of section 4942(a)(2) are being applied to any of the years listed in 2a, list the years here 20 , 20 , 20 , 20			
3a	Did the foundation hold more than a 2% direct or indirect interest in any business enterprise at any time during the year? Yes No			
b	If "Yes," did it have excess business holdings in 2014 as a result of (1) any purchase by the foundation or disqualified persons after May 26, 1969, (2) the lapse of the 5-year period (or longer period approved by the Commissioner under section 4943(c)(7)) to dispose of holdings acquired by gift or bequest, or (3) the lapse of the 10-, 15-, or 20-year first phase holding period? (Use Schedule C, Form 4720, to determine if the foundation had excess business holdings in 2014.).	3b		
4a	Did the foundation invest during the year any amount in a manner that would jeopardize its charitable purposes?	4a		No
b	Did the foundation make any investment in a prior year (but after December 31, 1969) that could jeopardize its charitable purpose that had not been removed from jeopardy before the first day of the tax year beginning in 2014?	4b		No

Part VII-B

Statements Regarding Activities for Which Form 4720 May Be Required (continued)

5a	During the year did the foundation pay or incur any amount to			
	(1) Carry on propaganda, or otherwise attempt to influence legislation (section 4945(e))?	<input type="checkbox"/> Yes	<input checked="" type="checkbox"/> No	
	(2) Influence the outcome of any specific public election (see section 4955), or to carry on, directly or indirectly, any voter registration drive?	<input type="checkbox"/> Yes	<input checked="" type="checkbox"/> No	
	(3) Provide a grant to an individual for travel, study, or other similar purposes?	<input type="checkbox"/> Yes	<input checked="" type="checkbox"/> No	
	(4) Provide a grant to an organization other than a charitable, etc , organization described in section 4945(d)(4)(A)? (see instructions).	<input type="checkbox"/> Yes	<input checked="" type="checkbox"/> No	
	(5) Provide for any purpose other than religious, charitable, scientific, literary, or educational purposes, or for the prevention of cruelty to children or animals?	<input type="checkbox"/> Yes	<input checked="" type="checkbox"/> No	
b	If any answer is "Yes" to 5a(1)–(5), did any of the transactions fail to qualify under the exceptions described in Regulations section 53.4945 or in a current notice regarding disaster assistance (see instructions)?	5b		
	Organizations relying on a current notice regarding disaster assistance check here.			
c	If the answer is "Yes" to question 5a(4), does the foundation claim exemption from the tax because it maintained expenditure responsibility for the grant?			
	If "Yes," attach the statement required by Regulations section 53.4945–5(d).			
6a	Did the foundation, during the year, receive any funds, directly or indirectly, to pay premiums on a personal benefit contract?			
b	Did the foundation, during the year, pay premiums, directly or indirectly, on a personal benefit contract?	6b		No
	If "Yes" to 6b, file Form 8870.			
7a	At any time during the tax year, was the foundation a party to a prohibited tax shelter transaction?			
b	If yes, did the foundation receive any proceeds or have any net income attributable to the transaction?	7b		

Part VIII

Information About Officers, Directors, Trustees, Foundation Managers, Highly Paid Employees, and Contractors

1 List all officers, directors, trustees, foundation managers and their compensation (see instructions).				
(a) Name and address	(b) Title, and average hours per week devoted to position	(c) Compensation (If not paid, enter -0-)	(d) Contributions to employee benefit plans and deferred compensation	(e) Expense account, other allowances
Roger Shannon	President	0		
1504 Red Briar High Ridge, MO 63049	005 00			
LE Sidener II	Secretary	0		
20 Brookwood Rd St Louis, MO 63131	005 00			
Jill Gray	Treasurer	0		
538 Castle Ridge Drive Ballwin, MO 63021	005 00			
2 Compensation of five highest-paid employees (other than those included on line 1—see instructions). If none, enter "NONE."				
(a) Name and address of each employee paid more than \$50,000	(b) Title, and average hours per week devoted to position	(c) Compensation	(d) Contributions to employee benefit plans and deferred compensation	(e) Expense account, other allowances
Total number of other employees paid over \$50,000.				

Part VIII

Information About Officers, Directors, Trustees, Foundation Managers, Highly Paid Employees, and Contractors (continued)

3 Five highest-paid independent contractors for professional services (see instructions). If none, enter "NONE".

(a) Name and address of each person paid more than \$50,000	(b) Type of service	(c) Compensation
Total number of others receiving over \$50,000 for professional services.		

Part IX-A

Summary of Direct Charitable Activities

List the foundation's four largest direct charitable activities during the tax year. Include relevant statistical information such as the number of organizations and other beneficiaries served, conferences convened, research papers produced, etc.	Expenses
1 N/A	0
2	
3	
4	

Part IX-B

Summary of Program-Related Investments (see instructions)

Describe the two largest program-related investments made by the foundation during the tax year on lines 1 and 2	Amount
1 N/A	
2	
All other program-related investments. See instructions.	
3	
Total. Add lines 1 through 3.	

Part X

Minimum Investment Return (All domestic foundations must complete this part. Foreign foundations, see instructions.)

1	Fair market value of assets not used (or held for use) directly in carrying out charitable, etc , purposes		
a	Average monthly fair market value of securities.	1a	2,470,830
b	Average of monthly cash balances.	1b	62,096
c	Fair market value of all other assets (see instructions).	1c	0
d	Total (add lines 1a, b, and c).	1d	2,532,926
e	Reduction claimed for blockage or other factors reported on lines 1a and 1c (attach detailed explanation).	1e	
2	Acquisition indebtedness applicable to line 1 assets.	2	
3	Subtract line 2 from line 1d.	3	2,532,926
4	Cash deemed held for charitable activities Enter 1 1/2% of line 3 (for greater amount, see instructions)	4	37,994
5	Net value of noncharitable-use assets. Subtract line 4 from line 3 Enter here and on Part V, line 4	5	2,494,932
6	Minimum investment return. Enter 5% of line 5.	6	124,747

Part XI

Distributable Amount (see instructions) (Section 4942(j)(3) and (j)(5) private operating foundations and certain foreign organizations check here and do not complete this part.)

1	Minimum investment return from Part X, line 6.	1	124,747
2a	Tax on investment income for 2014 from Part VI, line 5.	2a	1,667
b	Income tax for 2014 (This does not include the tax from Part VI).	2b	
c	Add lines 2a and 2b.	2c	1,667
3	Distributable amount before adjustments Subtract line 2c from line 1.	3	123,080
4	Recoveries of amounts treated as qualifying distributions.	4	
5	Add lines 3 and 4.	5	123,080
6	Deduction from distributable amount (see instructions).	6	
7	Distributable amount as adjusted Subtract line 6 from line 5 Enter here and on Part XIII, line 1.	7	123,080

Part XII

Qualifying Distributions (see instructions)

1	Amounts paid (including administrative expenses) to accomplish charitable, etc , purposes		
a	Expenses, contributions, gifts, etc —total from Part I, column (d), line 26	1a	130,010
b	Program-related investments—total from Part IX-B.	1b	
2	Amounts paid to acquire assets used (or held for use) directly in carrying out charitable, etc , purposes.	2	
3	Amounts set aside for specific charitable projects that satisfy the		
a	Suitability test (prior IRS approval required).	3a	
b	Cash distribution test (attach the required schedule).	3b	
4	Qualifying distributions. Add lines 1a through 3b Enter here and on Part V, line 8, and Part XIII, line 4	4	130,010
5	Foundations that qualify under section 4940(e) for the reduced rate of tax on net investment income Enter 1% of Part I, line 27b (see instructions).	5	1,667
6	Adjusted qualifying distributions. Subtract line 5 from line 4.	6	128,343

Note: The amount on line 6 will be used in Part V, column (b), in subsequent years when calculating whether the foundation qualifies for the section 4940(e) reduction of tax in those years

Part XIII

Undistributed Income (see instructions)

	(a) Corpus	(b) Years prior to 2013	(c) 2013	(d) 2014
1 Distributable amount for 2014 from Part XI, line 7				123,080
2 Undistributed income, if any, as of the end of 2014				
a Enter amount for 2013 only.			48,084	
b Total for prior years 20____, 20____, 20____				
3 Excess distributions carryover, if any, to 2014				
a From 2009.				
b From 2010.				
c From 2011.				
d From 2012.				
e From 2013.				
f Total of lines 3a through e.				
4 Qualifying distributions for 2014 from Part XII, line 4 ▶ \$ 130,010				
a Applied to 2013, but not more than line 2a			48,084	
b Applied to undistributed income of prior years (Election required—see instructions).				
c Treated as distributions out of corpus (Election required—see instructions).				
d Applied to 2014 distributable amount.				81,926
e Remaining amount distributed out of corpus				
5 Excess distributions carryover applied to 2014 (If an amount appears in column (d), the same amount must be shown in column (a).)				
6 Enter the net total of each column as indicated below:				
a Corpus Add lines 3f, 4c, and 4e Subtract line 5				
b Prior years' undistributed income Subtract line 4b from line 2b.				
c Enter the amount of prior years' undistributed income for which a notice of deficiency has been issued, or on which the section 4942(a) tax has been previously assessed.				
d Subtract line 6c from line 6b Taxable amount—see instructions				
e Undistributed income for 2013 Subtract line 4a from line 2a Taxable amount—see instructions				
f Undistributed income for 2014 Subtract lines 4d and 5 from line 1 This amount must be distributed in 2015				41,154
7 Amounts treated as distributions out of corpus to satisfy requirements imposed by section 170(b)(1)(F) or 4942(g)(3) (Election may be required - see instructions).				
8 Excess distributions carryover from 2009 not applied on line 5 or line 7 (see instructions). . .				
9 Excess distributions carryover to 2015. Subtract lines 7 and 8 from line 6a				
10 Analysis of line 9				
a Excess from 2010. . . .				
b Excess from 2011. . . .				
c Excess from 2012. . . .				
d Excess from 2013. . . .				
e Excess from 2014. . . .				

Part XIVPrivate Operating Foundations (see instructions and Part VII-A, question 9)

1a

If the foundation has received a ruling or determination letter that it is a private operating foundation, and the ruling is effective for 2014, enter the date of the ruling.

b

Check box to indicate whether the organization is a private operating foundation described in section 4942(j)(3) or 4942(j)(5)

☐ 4942(j)(3) or ☐ 4942(j)(5)

2a	Enter the lesser of the adjusted net income from Part I or the minimum investment return from Part X for each year listed	Tax year	Prior 3 years			(e) Total
		(a) 2014	(b) 2013	(c) 2012	(d) 2011	
b	85% of line 2a					
c	Qualifying distributions from Part XII, line 4 for each year listed					
d	Amounts included in line 2c not used directly for active conduct of exempt activities					
e	Qualifying distributions made directly for active conduct of exempt activities. Subtract line 2d from line 2c					
3	Complete 3a, b, or c for the alternative test relied upon					
a	"Assets" alternative test—enter					
	(1) Value of all assets					
	(2) Value of assets qualifying under section 4942(j)(3)(B)(i)					
b	"Endowment" alternative test— enter 2/3 of minimum investment return shown in Part X, line 6 for each year listed.					
c	"Support" alternative test—enter					
	(1) Total support other than gross investment income (interest, dividends, rents, payments on securities loans (section 512(a)(5)), or royalties).					
	(2) Support from general public and 5 or more exempt organizations as provided in section 4942(j)(3)(B)(iii).					
	(3) Largest amount of support from an exempt organization					
	(4) Gross investment income					

Part XVSupplementary Information (Complete this part only if the organization had \$5,000 or more in assets at any time during the year—see instructions.)

1

Information Regarding Foundation Managers:

a

List any managers of the foundation who have contributed more than 2% of the total contributions received by the foundation before the close of any tax year (but only if they have contributed more than \$5,000) (See section 507(d)(2))

None

b

List any managers of the foundation who own 10% or more of the stock of a corporation (or an equally large portion of the ownership of a partnership or other entity) of which the foundation has a 10% or greater interest

None

2

Information Regarding Contribution, Grant, Gift, Loan, Scholarship, etc., Programs:

Check here ☐ if the foundation only makes contributions to preselected charitable organizations and does not accept unsolicited requests for funds. If the foundation makes gifts, grants, etc. (see instructions) to individuals or organizations under other conditions, complete items 2a, b, c, and d.

a

The name, address, and telephone number or e-mail address of the person to whom applications should be addressed

Jill Gray
PO Box 28568
St Louis, MO 63146
(314) 991-0730

b

The form in which applications should be submitted and information and materials they should include

Letter of inquiry. Include copy of IRS Determination Letter.

c

Any submission deadlines

November 1 to November 30

d

Any restrictions or limitations on awards, such as by geographical areas, charitable fields, kinds of institutions, or other factors

Preference is given to St. Louis area charities.

Part XV

Supplementary Information (continued)

3 Grants and Contributions Paid During the Year or Approved for Future Payment

Recipient	If recipient is an individual, show any relationship to any foundation manager or substantial contributor	Foundation status of recipient	Purpose of grant or contribution	Amount
Name and address (home or business)				
a Paid during the year See Additional Data Table				
Total			3a	130,000
b Approved for future payment				
Total			3b	

Enter gross amounts unless otherwise indicated

Part XVI-B Relationship of Activities to the Accomplishment of Exempt Purposes

Form **990-PF** (2014)

4. Did the organization directly or indirectly engage in any of the following with any other organization described in section 501(c) of the Code (other than section 501(c)(3) organizations) or in section 527, relating to political organizations?

(1) Cash.	1a(1)		No
(2) Other assets.	1a(2)		No
b Other transactions			
(1) Sales of assets to a noncharitable exempt organization.	1b(1)		No
(2) Purchases of assets from a noncharitable exempt organization.	1b(2)		No
(3) Rental of facilities, equipment, or other assets.	1b(3)		No
(4) Reimbursement arrangements.	1b(4)		No
(5) Loans or loan guarantees.	1b(5)		No
(6) Performance of services or membership or fundraising solicitations.	1b(6)		No
c Sharing of facilities, equipment, mailing lists, other assets, or paid employees.	1c		No

[illegible]

b If "Yes," complete the following schedule

(a) Name of organization	(b) Type of organization	(c) Description of relationship

Under penalties of perjury, I declare that I have examined this return, including accompanying schedules and statements, and to the best of my knowledge and belief, it is true, correct, and complete. Declaration of preparer (other than taxpayer) is based on all information of which preparer has any knowledge.

***** 2015-05-11 *****

Signature of officer or trustee Date Title

May the IRS discuss this return with the preparer shown below (see instr)? ☒ Yes ☐ No

Paid Preparer Use Only	Print/Type preparer's name Steven Laux	Preparer's Signature	Date 2015-05-11	Check if self-employed <input checked="" type="checkbox"/>	PTIN
	Firm's name <input type="checkbox"/> Steven J Laux CPA			Firm's EIN <input type="checkbox"/>	
	Firm's address <input type="checkbox"/> PO Box 2017 Fairview Heights, IL 62208			Phone no (618) 394-9910	

Form 990PF Part IV - Capital Gains and Losses for Tax on Investment Income - Columns a - d

(a) List and describe the kind(s) of property sold (e g , real estate, 2-story brick warehouse, or common stock, 200 shs MLC Co)	(b) How acquired P—Purchase D—Donation	(c) Date acquired (mo , day, yr)	(d) Date sold (mo , day, yr)
Guggenheim Fltg Rate	P	2012-06-12	2014-11-17
Washington Mutual Investors	P	2012-06-12	2014-11-17
ATT	P	2014-07-16	2014-09-15
Abbvie Inc	P	2013-02-14	2014-01-07
Allianz SE	P	2014-04-28	2014-09-26
Bristol Myers	P	2013-12-30	2014-11-04
CME Group	P	2013-12-18	2014-10-24
California Resources	P	2014-01-24	2014-12-05
Coach Inc	P	2013-07-02	2014-07-01
Comcast	P	2013-12-30	2014-02-13

Form 990PF Part IV - Capital Gains and Losses for Tax on Investment Income - Columns e - h

(e) Gross sales price	(f) Depreciation allowed (or allowable)	(g) Cost or other basis plus expense of sale	(h) Gain or (loss) (e) plus (f) minus (g)
33,994		32,781	1,213
43,812		34,671	9,141
139		146	-7
1,513		1,342	171
1,642		1,737	-95
115		106	9
245		249	-4
57		73	-16
577		906	-329
51		50	1

Form 990PF Part IV - Capital Gains and Losses for Tax on Investment Income - Columns i - l

Complete only for assets showing gain in column (h) and owned by the foundation on 12/31/69			(l) Gains (Col (h) gain minus col (k), but not less than -0-) or Losses (from col (h))
(i) F M V as of 12/31/69	(j) Adjusted basis as of 12/31/69	(k) Excess of col (i) over col (j), if any	
			1,213
			9,141
			-7
			171
			-95
			9
			-4
			-16
			-329
			1

Form 990PF Part IV - Capital Gains and Losses for Tax on Investment Income - Columns a - d

(a) List and describe the kind(s) of property sold (e g , real estate, 2-story brick warehouse, or common stock, 200 shs MLC Co)	(b) How acquired P—Purchase D—Donation	(c) Date acquired (mo , day, yr)	(d) Date sold (mo , day, yr)
Compass Group	P	2014-07-01	2014-08-12
Corning	P	2014-01-24	2014-09-09
Corrections Corp	P	2013-09-25	2014-02-12
Dow Chemical	P	2013-04-29	2014-02-12
Energizer Holdings	P	2014-03-31	2014-10-24
General Dynamics	P	2013-11-21	2014-09-08
Honeywell	P	2013-12-30	2014-03-04
Imperial Tobacco	P	2013-11-15	2014-02-12
Kinder Morgan Energy Ptrs	P	2013-03-26	2014-02-12
Kinder Morgan Inc	P	2014-11-26	2014-12-05

Form 990PF Part IV - Capital Gains and Losses for Tax on Investment Income - Columns e - h

(e) Gross sales price	(f) Depreciation allowed (or allowable)	(g) Cost or other basis plus expense of sale	(h) Gain or (loss) (e) plus (f) minus (g)
952		1,130	-178
817		701	116
190		211	-21
139		101	38
120		100	20
629		454	175
95		91	4
148		157	-9
160		179	-19
1,240		1,244	-4

Form 990PF Part IV - Capital Gains and Losses for Tax on Investment Income - Columns i - l

Complete only for assets showing gain in column (h) and owned by the foundation on 12/31/69			(l) Gains (Col (h) gain minus col (k), but not less than -0-) or Losses (from col (h))
(i) F M V as of 12/31/69	(j) Adjusted basis as of 12/31/69	(k) Excess of col (i) over col (j), if any	
			-178
			116
			-21
			38
			20
			175
			4
			-9
			-19
			-4

Form 990PF Part IV - Capital Gains and Losses for Tax on Investment Income - Columns a - d

(a) List and describe the kind(s) of property sold (e g , real estate, 2-story brick warehouse, or common stock, 200 shs MLC Co)	(b) How acquired P—Purchase D—Donation	(c) Date acquired (mo , day, yr)	(d) Date sold (mo , day, yr)
Eli Lilly	P	2013-12-30	2014-12-12
Microsoft	P	2014-09-09	2014-10-24
Novartis	P	2014-02-12	2014-03-03
Roche Holdings	P	2014-02-28	2014-10-31
Rogers Comm	P	2013-10-24	2014-10-24
SSE PLC Spons ADR	P	2013-08-07	2014-03-03
Severn Trent	P	2013-06-12	2014-02-12
Shaw Comm	P	2013-12-12	2014-02-12
Southern Company	P	2013-11-13	2014-02-12
Staples	P	2013-06-14	2014-06-14

Form 990PF Part IV - Capital Gains and Losses for Tax on Investment Income - Columns e - h

(e) Gross sales price	(f) Depreciation allowed (or allowable)	(g) Cost or other basis plus expense of sale	(h) Gain or (loss) (e) plus (f) minus (g)
141		102	39
137		141	-4
572		572	
1,212		1,244	-32
153		176	-23
669		697	-28
147		141	6
162		164	-2
208		208	
849		1,197	-348

Form 990PF Part IV - Capital Gains and Losses for Tax on Investment Income - Columns i - l

Complete only for assets showing gain in column (h) and owned by the foundation on 12/31/69			(l) Gains (Col (h) gain minus col (k), but not less than -0-) or Losses (from col (h))
(i) F M V as of 12/31/69	(j) Adjusted basis as of 12/31/69	(k) Excess of col (i) over col (j), if any	
			39
			-4
			-32
			-23
			-28
			6
			-2
			-348

Form 990PF Part IV - Capital Gains and Losses for Tax on Investment Income - Columns a - d

(a) List and describe the kind(s) of property sold (e g , real estate, 2-story brick warehouse, or common stock, 200 shs MLC Co)	(b) How acquired P—Purchase D—Donation	(c) Date acquired (mo , day, yr)	(d) Date sold (mo , day, yr)
Svenska Handelsen	P	2013-03-12	2014-10-08
Turna Rete Elettrica	P	2013-12-30	2014-09-15
Verizon	P	2013-12-30	2014-10-24
Vodafone	P	2014-05-01	2014-11-12
Wal-Mart	P	2013-08-05	2014-02-24
Daimler AG	P	2013-12-30	2014-09-15
Ensco PLC	P	2013-11-13	2014-10-13
Abbvie Inc	P	2012-12-28	2014-09-15
Altria Group	P	2013-05-08	2014-10-03
Anheuser Busch Inbev	P	2012-12-28	2014-09-16

Form 990PF Part IV - Capital Gains and Losses for Tax on Investment Income - Columns e - h

(e) Gross sales price	(f) Depreciation allowed (or allowable)	(g) Cost or other basis plus expense of sale	(h) Gain or (loss) (e) plus (f) minus (g)
676		736	-60
61		61	
3,773		3,880	-107
1,118		1,190	-72
806		866	-60
81		87	-6
2,361		3,591	-1,230
6,089		4,083	2,006
1,958		1,506	452
1,482		1,128	354

Form 990PF Part IV - Capital Gains and Losses for Tax on Investment Income - Columns i - l

Complete only for assets showing gain in column (h) and owned by the foundation on 12/31/69			(l) Gains (Col (h) gain minus col (k), but not less than -0-) or Losses (from col (h))
(i) F M V as of 12/31/69	(j) Adjusted basis as of 12/31/69	(k) Excess of col (i) over col (j), if any	
			-60
			-107
			-72
			-60
			-6
			-1,230
			2,006
			452
			354

Form 990PF Part IV - Capital Gains and Losses for Tax on Investment Income - Columns a - d

(a) List and describe the kind(s) of property sold (e g , real estate, 2-story brick warehouse, or common stock, 200 shs MLC Co)	(b) How acquired P—Purchase D—Donation	(c) Date acquired (mo , day, yr)	(d) Date sold (mo , day, yr)
Apple	P	2013-05-02	2014-09-10
Astrazeneca PLC	P	2011-11-03	2014-04-29
Avista Corp	P	2012-12-28	2014-04-10
Becton Dickinson	P	2012-12-28	2014-10-23
Blackrock Inc	P	2012-12-28	2014-11-07
Bristol Myers	P	2011-11-03	2014-11-04
CDK Global Inc	P	2012-12-28	2014-10-07
CME Group	P	2013-09-20	2014-12-23
CA Incorporated	P	2012-12-28	2014-10-17
California Resources	P	2012-12-28	2014-12-05

Form 990PF Part IV - Capital Gains and Losses for Tax on Investment Income - Columns e - h

(e) Gross sales price	(f) Depreciation allowed (or allowable)	(g) Cost or other basis plus expense of sale	(h) Gain or (loss) (e) plus (f) minus (g)
501		320	181
14,525		9,030	5,495
1,677		1,309	368
624		389	235
3,049		1,853	1,196
2,539		1,397	1,142
190		137	53
1,118		977	141
3,084		2,598	486
160		175	-15

Form 990PF Part IV - Capital Gains and Losses for Tax on Investment Income - Columns i - l

Complete only for assets showing gain in column (h) and owned by the foundation on 12/31/69			(l) Gains (Col (h) gain minus col (k), but not less than -0-) or Losses (from col (h))
(i) F M V as of 12/31/69	(j) Adjusted basis as of 12/31/69	(k) Excess of col (i) over col (j), if any	
			181
			5,495
			368
			235
			1,196
			1,142
			53
			141
			486
			-15

Form 990PF Part IV - Capital Gains and Losses for Tax on Investment Income - Columns a - d

(a) List and describe the kind(s) of property sold (e g , real estate, 2-story brick warehouse, or common stock, 200 shs MLC Co)	(b) How acquired P—Purchase D—Donation	(c) Date acquired (mo , day, yr)	(d) Date sold (mo , day, yr)
Centurylink	P	2011-11-03	2014-09-15
Chevron	P	2012-12-28	2014-04-22
Coach Inc	P	2013-03-04	2014-07-01
Comcast	P	2012-12-28	2014-02-13
ConocoPhillips	P	2012-06-13	2014-08-19
Corning	P	2012-12-28	2014-09-09
Darden Restaurants	P	2012-12-28	2014-09-12
Deere Co	P	2012-12-28	2014-10-21
Deutsche Telekom	P	2013-08-28	2014-09-15
Diageo PLC	P	2012-12-28	2014-10-31

Form 990PF Part IV - Capital Gains and Losses for Tax on Investment Income - Columns e - h

(e) Gross sales price	(f) Depreciation allowed (or allowable)	(g) Cost or other basis plus expense of sale	(h) Gain or (loss) (e) plus (f) minus (g)
356		331	25
496		428	68
1,571		2,266	-695
1,528		1,063	465
4,402		3,147	1,255
5,771		3,628	2,143
3,122		2,962	160
1,169		1,207	-38
194		167	27
1,056		1,048	8

Form 990PF Part IV - Capital Gains and Losses for Tax on Investment Income - Columns i - l

Complete only for assets showing gain in column (h) and owned by the foundation on 12/31/69			(l) Gains (Col (h) gain minus col (k), but not less than -0-) or Losses (from col (h))
(i) F M V as of 12/31/69	(j) Adjusted basis as of 12/31/69	(k) Excess of col (i) over col (j), if any	
			25
			68
			-695
			465
			1,255
			2,143
			160
			-38
			27
			8

Form 990PF Part IV - Capital Gains and Losses for Tax on Investment Income - Columns a - d

(a) List and describe the kind(s) of property sold (e g , real estate, 2-story brick warehouse, or common stock, 200 shs MLC Co)	(b) How acquired P—Purchase D—Donation	(c) Date acquired (mo , day, yr)	(d) Date sold (mo , day, yr)
Diamond Offshore Drilling	P	2012-12-28	2014-06-11
Dr Pepper Snapple	P	2012-12-28	2014-11-18
Duke Energy	P	2013-02-25	2014-09-15
Emerson Electric	P	2012-12-28	2014-10-31
General Dynamics	P	2012-12-28	2014-09-08
General Mills	P	2012-12-28	2014-03-28
Halyard Health Inc	P	2012-12-28	2014-11-21
Health Care REIT	P	2013-02-15	2014-09-15
Hillenbrand Inc	P	2012-12-28	2014-02-11
Honeywell	P	2012-12-28	2014-03-04

Form 990PF Part IV - Capital Gains and Losses for Tax on Investment Income - Columns e - h

(e) Gross sales price	(f) Depreciation allowed (or allowable)	(g) Cost or other basis plus expense of sale	(h) Gain or (loss) (e) plus (f) minus (g)
1,805		2,440	-635
7,421		4,970	2,451
294		279	15
1,736		1,432	304
5,674		3,339	2,335
1,335		1,049	286
519		352	167
253		245	8
470		382	88
1,420		952	468

Form 990PF Part IV - Capital Gains and Losses for Tax on Investment Income - Columns i - l

Complete only for assets showing gain in column (h) and owned by the foundation on 12/31/69			(l) Gains (Col (h) gain minus col (k), but not less than -0-) or Losses (from col (h))
(i) F M V as of 12/31/69	(j) Adjusted basis as of 12/31/69	(k) Excess of col (i) over col (j), if any	
			-635
			2,451
			15
			304
			2,335
			286
			167
			8
			88
			468

Form 990PF Part IV - Capital Gains and Losses for Tax on Investment Income - Columns a - d

(a) List and describe the kind(s) of property sold (e g , real estate, 2-story brick warehouse, or common stock, 200 shs MLC Co)	(b) How acquired P—Purchase D—Donation	(c) Date acquired (mo , day, yr)	(d) Date sold (mo , day, yr)
Intel	P	2012-12-28	2014-10-24
Integrys Energy Group	P	2012-12-28	2014-06-23
Iron Mtn REIT	P	2013-03-15	2014-11-07
Johnson Johnson	P	2011-11-03	2014-11-04
Kla-Tencor Corp	P	2012-12-28	2014-04-11
Kimberly Clark	P	2012-12-28	2014-10-23
Kinder Morgan Energy Ptrs	P	2012-12-28	2014-11-26
Eli Lilly	P	2012-06-13	2014-12-12
Lockheed Martin	P	2012-12-28	2014-09-10
Lorillard Inc	P	2011-11-03	2014-09-15

Form 990PF Part IV - Capital Gains and Losses for Tax on Investment Income - Columns e - h

(e) Gross sales price	(f) Depreciation allowed (or allowable)	(g) Cost or other basis plus expense of sale	(h) Gain or (loss) (e) plus (f) minus (g)
2,583		1,703	880
1,853		1,404	449
3		3	
2,601		1,595	1,006
587		427	160
774		586	188
3,623		2,054	1,569
2,609		1,542	1,067
5,477		3,238	2,239
6,698		4,535	2,163

Form 990PF Part IV - Capital Gains and Losses for Tax on Investment Income - Columns i - l

Complete only for assets showing gain in column (h) and owned by the foundation on 12/31/69			(l) Gains (Col (h) gain minus col (k), but not less than -0-) or Losses (from col (h))
(i) F M V as of 12/31/69	(j) Adjusted basis as of 12/31/69	(k) Excess of col (i) over col (j), if any	
			880
			449
			1,006
			160
			188
			1,569
			1,067
			2,239
			2,163

Form 990PF Part IV - Capital Gains and Losses for Tax on Investment Income - Columns a - d

(a) List and describe the kind(s) of property sold (e g , real estate, 2-story brick warehouse, or common stock, 200 shs MLC Co)	(b) How acquired P—Purchase D—Donation	(c) Date acquired (mo , day, yr)	(d) Date sold (mo , day, yr)
Mattel Inc	P	2012-12-28	2014-02-12
Merck	P	2013-02-15	2014-03-20
Microchip Technology	P	2012-12-28	2014-02-12
National Grid PLC	P	2012-06-13	2014-02-12
Norfolk Southern	P	2012-12-28	2014-07-18
Novartis	P	2012-12-28	2014-02-28
Nucor Corp	P	2012-12-28	2014-05-22
Owens Minor	P	2013-02-19	2014-10-24
PPL Corp	P	2011-11-03	2014-02-12
Pearson PLC	P	2012-12-28	2014-09-15

Form 990PF Part IV - Capital Gains and Losses for Tax on Investment Income - Columns e - h

(e) Gross sales price	(f) Depreciation allowed (or allowable)	(g) Cost or other basis plus expense of sale	(h) Gain or (loss) (e) plus (f) minus (g)
111		104	7
1,776		1,329	447
135		93	42
134		103	31
3,976		2,454	1,522
583		441	142
612		512	100
236		224	12
124		121	3
137		135	2

Form 990PF Part IV - Capital Gains and Losses for Tax on Investment Income - Columns i - l

Complete only for assets showing gain in column (h) and owned by the foundation on 12/31/69			(l) Gains (Col (h) gain minus col (k), but not less than -0-) or Losses (from col (h))
(i) F M V as of 12/31/69	(j) Adjusted basis as of 12/31/69	(k) Excess of col (i) over col (j), if any	
			7
			447
			42
			31
			1,522
			142
			100
			12
			3
			2

Form 990PF Part IV - Capital Gains and Losses for Tax on Investment Income - Columns a - d

(a) List and describe the kind(s) of property sold (e g , real estate, 2-story brick warehouse, or common stock, 200 shs MLC Co)	(b) How acquired P—Purchase D—Donation	(c) Date acquired (mo , day, yr)	(d) Date sold (mo , day, yr)
Pepsico	P	2012-12-28	2014-11-03
proctor gamble	P	2012-12-28	2014-12-30
Raytheon Company	P	2012-12-28	2014-02-26
Regal Entertainment	P	2012-12-28	2014-09-15
Reynolds American Inc	P	2013-03-26	2014-09-15
SSE PLC Spons ADR	P	2012-12-28	2014-03-04
Sanofi Spons ADR	P	2012-12-28	2014-09-15
Southern Company	P	2011-11-03	2014-03-27
Staples	P	2013-05-09	2014-06-04
Swisscom AG Spons ADR	P	2012-12-28	2014-02-12

Form 990PF Part IV - Capital Gains and Losses for Tax on Investment Income - Columns e - h

(e) Gross sales price	(f) Depreciation allowed (or allowable)	(g) Cost or other basis plus expense of sale	(h) Gain or (loss) (e) plus (f) minus (g)
2,341		1,713	628
2,130		1,631	499
4,153		2,462	1,691
287		193	94
173		133	40
466		467	-1
225		186	39
1,124		1,125	-1
1,808		2,402	-594
111		86	25

Form 990PF Part IV - Capital Gains and Losses for Tax on Investment Income - Columns i - l

Complete only for assets showing gain in column (h) and owned by the foundation on 12/31/69			(l) Gains (Col (h) gain minus col (k), but not less than -0-) or Losses (from col (h))
(i) F M V as of 12/31/69	(j) Adjusted basis as of 12/31/69	(k) Excess of col (i) over col (j), if any	
			628
			499
			1,691
			94
			40
			-1
			39
			-1
			-594
			25

Form 990PF Part IV - Capital Gains and Losses for Tax on Investment Income - Columns a - d

(a) List and describe the kind(s) of property sold (e g , real estate, 2-story brick warehouse, or common stock, 200 shs MLC Co)	(b) How acquired P—Purchase D—Donation	(c) Date acquired (mo , day, yr)	(d) Date sold (mo , day, yr)
Sysco Corp	P	2012-12-28	2014-04-22
Turna Rete Elettrica	P	2013-08-07	2014-09-15
Thomson Reuters	P	2012-12-28	2014-10-24
Time Warner	P	2012-12-28	2014-04-11
Total SA Spons ADR	P	2013-08-19	2014-09-15
United Parcel	P	2012-12-28	2014-04-22
Vodafone Group	P	2011-11-03	2014-02-24
Wal-Mart	P	2012-12-28	2014-02-24
Walgreen Company	P	2012-12-28	2014-02-12
Yara International	P	2013-05-09	2014-10-08

Form 990PF Part IV - Capital Gains and Losses for Tax on Investment Income - Columns e - h

(e) Gross sales price	(f) Depreciation allowed (or allowable)	(g) Cost or other basis plus expense of sale	(h) Gain or (loss) (e) plus (f) minus (g)
619		536	83
228		204	24
184		144	40
1,269		946	323
128		110	18
693		514	179
1,052		1,547	-495
366		341	25
2,679		1,510	1,169
942		932	10

Form 990PF Part IV - Capital Gains and Losses for Tax on Investment Income - Columns i - l

Complete only for assets showing gain in column (h) and owned by the foundation on 12/31/69			(l) Gains (Col (h) gain minus col (k), but not less than -0-) or Losses (from col (h))
(i) F M V as of 12/31/69	(j) Adjusted basis as of 12/31/69	(k) Excess of col (i) over col (j), if any	
			83
			24
			40
			323
			18
			179
			-495
			25
			1,169
			10

Form 990PF Part IV - Capital Gains and Losses for Tax on Investment Income - Columns a - d

(a) List and describe the kind(s) of property sold (e g , real estate, 2-story brick warehouse, or common stock, 200 shs MLC Co)	(b) How acquired P—Purchase D—Donation	(c) Date acquired (mo , day, yr)	(d) Date sold (mo , day, yr)
Daimler AG	P	2012-12-28	2014-09-15
Partnerre Limited	P	2012-12-28	2014-10-23


Form 990PF Part IV - Capital Gains and Losses for Tax on Investment Income - Columns e - h

(e) Gross sales price	(f) Depreciation allowed (or allowable)	(g) Cost or other basis plus expense of sale	(h) Gain or (loss) (e) plus (f) minus (g)
244		162	82
680		482	198


Form 990PF Part IV - Capital Gains and Losses for Tax on Investment Income - Columns i - l

Complete only for assets showing gain in column (h) and owned by the foundation on 12/31/69			(l) Gains (Col (h) gain minus col (k), but not less than -0-) or Losses (from col (h))
(i) F M V as of 12/31/69	(j) Adjusted basis as of 12/31/69	(k) Excess of col (i) over col (j), if any	
			82
			198


Form 990PF Part XV Line 3 - Grants and Contributions Paid During the Year or Approved for Future Payment

Recipient	If recipient is an individual, show any relationship to any foundation manager or substantial contributor	Foundation status of recipient	Purpose of grant or contribution	Amount
Name and address (home or business)				
a <i>Paid during the year</i>				
100 Neediest Cases PO Box 955925 St Louis,MO 63178		PC	Charitable	4,000
American Red Cross 10195 Corporate Square St Louis,MO 63132		PC	Charitable	1,000
Boys HopeGirls Hope 755 S New Ballas Bridgeton,MO 63141		PC	Charitable	1,000
Buttefield Youth Services Inc PO Box 333 Marshall,MO 65340		PC	Charitable	1,000
Center for Hearing and Speech 9835 Manchester Rd St Louis,MO 63119		PC	Charitable	1,000
Central Institute for the Deaf 825 S Taylor Ave St Louis,MO 63110		PC	Charitable	2,500
Presbyterian Childrens Homes 1220 N Lindbergh St Louis,MO 63132		PC	Charitable	1,000
Childrens Home Society 9445 Litzsinger Rd St Louis,MO 63144		PC	Charitable	1,000
Circle of Concern 112 St Louis Ave Valley Park,MO 63088		PC	Charitable	5,000
College of the Ozarks PO Box 17 Point Lookout,MO 65726		PC	Charitable	2,000
Community Helping Ministry 3770 McKelvey Road Bridgeton,MO 63044		PC	Charitable	1,000
Covenant House Missouri 2727 N Kingshighway Blvd St Louis,MO 63113		PC	Charitable	1,500
Family Resource Center 3309 S Kingshighway Blvd St Louis,MO 63139		PC	Charitable	1,000
Feed My People 171 Kingston Drive St Louis,MO 63125		PC	Charitable	7,000
Good Shepherd School for Children 1170 Timber Run Dr St Louis,MO 63146		PC	Charitable	1,500
Total  3a				130,000


Form 990PF Part XV Line 3 - Grants and Contributions Paid During the Year or Approved for Future Payment

Recipient	If recipient is an individual, show any relationship to any foundation manager or substantial contributor	Foundation status of recipient	Purpose of grant or contribution	Amount
Name and address (home or business)				
a <i>Paid during the year</i>				
Grace Hill 2600 Hadley Street St Louis,MO 63106		PC	Charitable	1,000
Guardian Angel 1127 N Vandeventer St Louis,MO 63113		PC	Charitable	2,000
Hunting for Heroes 8426 Clint Drive Belton,MO 64012		PC	Charitable	4,500
Independence Center 4245 Forest Park Ave St Louis,MO 63108		PC	Charitable	1,000
James S McDonnell USO PO Box 10367 St Louis,MO 63145		PC	Charitable	1,000
Jamestown New Horizons Inc 15350 Old Jamestown Road Florissant,MO 63034		PC	Charitable	1,000
Life for Life 1731 Broadway St Louis,MO 63104		PC	Charitable	1,000
Loaves & Fishes Inc 2750 McKelvey Rd Maryland Heights,MO 63043		PC	Charitable	7,000
Lutheran Family & Childrens Services of MO 8631 Delmar Blvd St Louis,MO 63124		PC	Charitable	1,000
Make-A-Wish Foundation of Metro St Louis 600 Kellwood Parkway St Louis,MO 63107		PC	Charitable	1,000
Missouri Girls Town Foundation PO Box 59 Kingdom City,MO 65262		PC	Charitable	1,000
Operation Food Search 6282 Olive Blvd St Louis,MO 63130		PC	Charitable	7,000
Our Ladys Inn 4223 S Compton St Louis,MO 63111		PC	Charitable	1,000
Our Little Haven PO Box 23010 St Louis,MO 63156		PC	Charitable	2,000
Paraquad 5240 Oakland Ave St Louis,MO 63110		PC	Charitable	1,000
Total  3a				130,000

Form 990PF Part XV Line 3 - Grants and Contributions Paid During the Year or Approved for Future Payment

Recipient	If recipient is an individual, show any relationship to any foundation manager or substantial contributor	Foundation status of recipient	Purpose of grant or contribution	Amount
Name and address (home or business)				
a <i>Paid during the year</i>				
Provident 2650 Olive Street St Louis,MO 63103		PC	Charitable	7,000
Rainbow Village 1240 Dautel Lane St Louis,MO 63146		PC	Charitable	1,000
Ranken-Jordan 11365 Dorsett Road Maryland Heights,MO 63043		PC	Charitable	1,000
Ronald McDonald House 4381 West Pine St Louis,MO 63108		PC	Charitable	1,000
Salvation Army 1130 Hampton Ave St Louis,MO 63139		PC	Charitable	7,000
Service for the Blind Inc 3719 Watson Rd St Louis,MO 63109		PC	Charitable	1,500
Sherwood Forest Camp 2708 Sutton Ave St Louis,MO 63143		PC	Charitable	1,000
Shriners Hospital for Children 2001 S Lindbergh St Louis,MO 63131		PC	Charitable	2,000
St Johns Mercy Hospice 1000 Des peres Rd St Louis,MO 63131		PC	Charitable	3,000
St Joseph Institute for the Deaf 1809 Clarkson Rd Chesterfield,MO 63017		PC	Charitable	2,000
St Louis Area Foodbank 70 Corporate Woods Dr Bridgeton,MO 63044		PC	Charitable	7,000
St Louis Childrens Hospital One Childrens Place St Louis,MO 63178		PC	Charitable	1,000
St Louis Peregrine Society Inc 2343 Hampton St Louis,MO 63139		PC	Charitable	1,000
Lifebridge 1187 Corporate Lake Drive St Louis,MO 63132		PC	Charitable	1,000
St Patrick Center 800 N Tucker Blvd St Louis,MO 63101		PC	Charitable	3,000
Total  3a				130,000

Form 990PF Part XV Line 3 - Grants and Contributions Paid During the Year or Approved for Future Payment

Recipient	If recipient is an individual, show any relationship to any foundation manager or substantial contributor	Foundation status of recipient	Purpose of grant or contribution	Amount
Name and address (home or business)				
a <i>Paid during the year</i>				
St Vincent Home for Children 7401 Florissant Road St Louis, MO 63121		PC	Charitable	1,500
Sunshine Ministries PO Box 66880 St Louis, MO 63166		PC	Charitable	7,000
Support Dogs Inc 11645 Lilburn Park Road St Louis, MO 63146		PC	Charitable	1,000
The Food Bank for Central & Northeast MO 2101 Vandiver Dr Columbia, MO 65202		PC	Charitable	7,000
Variety Club 2200 Westport Plaza Dr St Louis, MO 63146		PC	Charitable	2,000
Voices for Children 121 S Meramec Ave St Louis, MO 63105		PC	Charitable	1,500
Women on Mission - St Louis 17112 Chaise Ridge Rd Chesterfield, MO 63005		PC	Charitable	2,000
Wyman 600 Kiwanis Drive Eureka, MO 63025		PC	Charitable	1,500
Wings of Hope 18370 Wings of Hope Blvd St Louis, MO 63005		PC	Charitable	2,000
Beyond Housing 4156 Manchester Ave St Louis, MO 63110		PC	Charitable	1,000
Total  3a				130,000

TY 2014 Accounting Fees Schedule

Name: Sidener Foundation

EIN: 51-0189216

Software ID: 14000292

Software Version: 14.4.1.0

Category	Amount	Net Investment Income	Adjusted Net Income	Disbursements for Charitable Purposes
Steven J Laux, CPA	4,180	4,180		

Note: To capture the full content of this document, please select landscape mode (11" x 8.5") when printing.

TY 2014 Gain/Loss from Sale of Other Assets Schedule

Name:

Sidener Foundation

EIN:

51-0189216

Software ID:

14000292

Software Version:

14.4.1.0

Name	Date Acquired	How Acquired	Date Sold	Purchaser Name	Gross Sales Price	Basis	Basis Method	Sales Expenses	Total (net)	Accumulated Depreciation
Guggenheim Fltg Rate	2012-06	P	2014-11		33,994	32,781			1,213	
Washington Mutual Investors	2012-06	P	2014-11		43,812	34,671			9,141	
ATT	2014-07	P	2014-09		139	146			-7	
Abbvie Inc	2013-02	P	2014-01		1,513	1,342			171	
Allianz SE	2014-04	P	2014-09		1,642	1,737			-95	
Bristol Myers	2013-12	P	2014-11		115	106			9	
CME Group	2013-12	P	2014-10		245	249			-4	
California Resources	2014-01	P	2014-12		57	73			-16	
Coach Inc	2013-07	P	2014-07		577	906			-329	
Comcast	2013-12	P	2014-02		51	50			1	
Compass Group	2014-07	P	2014-08		952	1,130			-178	
Corning	2014-01	P	2014-09		817	701			116	
Corrections Corp	2013-09	P	2014-02		190	211			-21	
Dow Chemical	2013-04	P	2014-02		139	101			38	
Energizer Holdings	2014-03	P	2014-10		120	100			20	
General Dynamics	2013-11	P	2014-09		629	454			175	
Honeywell	2013-12	P	2014-03		95	91			4	
Imperial Tobacco	2013-11	P	2014-02		148	157			-9	
Kinder Morgan Energy Ptrs	2013-03	P	2014-02		160	179			-19	
Kinder Morgan Inc	2014-11	P	2014-12		1,240	1,244			-4	
Eli Lilly	2013-12	P	2014-12		141	102			39	
Microsoft	2014-09	P	2014-10		137	141			-4	
Novartis	2014-02	P	2014-03		572	572				
Roche Holdings	2014-02	P	2014-10		1,212	1,244			-32	
Rogers Comm	2013-10	P	2014-10		153	176			-23	
SSE PLC Spons ADR	2013-08	P	2014-03		669	697			-28	
Severn Trent	2013-06	P	2014-02		147	141			6	
Shaw Comm	2013-12	P	2014-02		162	164			-2	
Southern Company	2013-11	P	2014-02		208	208				
Staples	2013-06	P	2014-06		849	1,197			-348	

Name	Date Acquired	How Acquired	Date Sold	Purchaser Name	Gross Sales Price	Basis	Basis Method	Sales Expenses	Total (net)	Accumulated Depreciation
Svenska Handelsen	2013-03	P	2014-10		676	736			-60	
Turna Rete Elettrica	2013-12	P	2014-09		61	61				
Verizon	2013-12	P	2014-10		3,773	3,880			-107	
Vodafone	2014-05	P	2014-11		1,118	1,190			-72	
Wal-Mart	2013-08	P	2014-02		806	866			-60	
Daimler AG	2013-12	P	2014-09		81	87			-6	
Ensco PLC	2013-11	P	2014-10		2,361	3,591			-1,230	
Abbvie Inc	2012-12	P	2014-09		6,089	4,083			2,006	
Altria Group	2013-05	P	2014-10		1,958	1,506			452	
Anheuser Busch Inbev	2012-12	P	2014-09		1,482	1,128			354	
Apple	2013-05	P	2014-09		501	320			181	
Astrazeneca PLC	2011-11	P	2014-04		14,525	9,030			5,495	
Avista Corp	2012-12	P	2014-04		1,677	1,309			368	
Becton Dickinson	2012-12	P	2014-10		624	389			235	
Blackrock Inc	2012-12	P	2014-11		3,049	1,853			1,196	
Bristol Myers	2011-11	P	2014-11		2,539	1,397			1,142	
CDK Global Inc	2012-12	P	2014-10		190	137			53	
CME Group	2013-09	P	2014-12		1,118	977			141	
CA Incorporated	2012-12	P	2014-10		3,084	2,598			486	
California Resources	2012-12	P	2014-12		160	175			-15	
Centurylink	2011-11	P	2014-09		356	331			25	
Chevron	2012-12	P	2014-04		496	428			68	
Coach Inc	2013-03	P	2014-07		1,571	2,266			-695	
Comcast	2012-12	P	2014-02		1,528	1,063			465	
ConocoPhillips	2012-06	P	2014-08		4,402	3,147			1,255	
Corning	2012-12	P	2014-09		5,771	3,628			2,143	
Darden Restaurants	2012-12	P	2014-09		3,122	2,962			160	
Deere Co	2012-12	P	2014-10		1,169	1,207			-38	
Deutsche Telekom	2013-08	P	2014-09		194	167			27	
Diageo PLC	2012-12	P	2014-10		1,056	1,048			8	

Name	Date Acquired	How Acquired	Date Sold	Purchaser Name	Gross Sales Price	Basis	Basis Method	Sales Expenses	Total (net)	Accumulated Depreciation
Diamond Offshore Drilling	2012-12	P	2014-06		1,805	2,440			-635	
Dr Pepper Snapple	2012-12	P	2014-11		7,421	4,970			2,451	
Duke Energy	2013-02	P	2014-09		294	279			15	
Emerson Electric	2012-12	P	2014-10		1,736	1,432			304	
General Dynamics	2012-12	P	2014-09		5,674	3,339			2,335	
General Mills	2012-12	P	2014-03		1,335	1,049			286	
Halyard Health Inc	2012-12	P	2014-11		519	352			167	
Health Care REIT	2013-02	P	2014-09		253	245			8	
Hillenbrand Inc	2012-12	P	2014-02		470	382			88	
Honeywell	2012-12	P	2014-03		1,420	952			468	
Intel	2012-12	P	2014-10		2,583	1,703			880	
Integrys Energy Group	2012-12	P	2014-06		1,853	1,404			449	
Iron Mtn REIT	2013-03	P	2014-11		3	3				
Johnson Johnson	2011-11	P	2014-11		2,601	1,595			1,006	
Kla-Tencor Corp	2012-12	P	2014-04		587	427			160	
Kimberly Clark	2012-12	P	2014-10		774	586			188	
Kinder Morgan Energy Ptrs	2012-12	P	2014-11		3,623	2,054			1,569	
Eli Lilly	2012-06	P	2014-12		2,609	1,542			1,067	
Lockheed Martin	2012-12	P	2014-09		5,477	3,238			2,239	
Lorillard Inc	2011-11	P	2014-09		6,698	4,535			2,163	
Mattel Inc	2012-12	P	2014-02		111	104			7	
Merck	2013-02	P	2014-03		1,776	1,329			447	
Microchip Technology	2012-12	P	2014-02		135	93			42	
National Grid PLC	2012-06	P	2014-02		134	103			31	
Norfolk Southern	2012-12	P	2014-07		3,976	2,454			1,522	
Novartis	2012-12	P	2014-02		583	441			142	
Nucor Corp	2012-12	P	2014-05		612	512			100	
Owens Minor	2013-02	P	2014-10		236	224			12	
PPL Corp	2011-11	P	2014-02		124	121			3	
Pearson PLC	2012-12	P	2014-09		137	135			2	

Name	Date Acquired	How Acquired	Date Sold	Purchaser Name	Gross Sales Price	Basis	Basis Method	Sales Expenses	Total (net)	Accumulated Depreciation
Pepsico	2012-12	P	2014-11		2,341	1,713			628	
proctor gamble	2012-12	P	2014-12		2,130	1,631			499	
Raytheon Company	2012-12	P	2014-02		4,153	2,462			1,691	
Regal Entertainment	2012-12	P	2014-09		287	193			94	
Reynolds American Inc	2013-03	P	2014-09		173	133			40	
SSE PLC Spons ADR	2012-12	P	2014-03		466	467			-1	
Sanofi Spons ADR	2012-12	P	2014-09		225	186			39	
Southern Company	2011-11	P	2014-03		1,124	1,125			-1	
Staples	2013-05	P	2014-06		1,808	2,402			-594	
Swisscom AG Spons ADR	2012-12	P	2014-02		111	86			25	
Sysco Corp	2012-12	P	2014-04		619	536			83	
Turna Rete Elettrica	2013-08	P	2014-09		228	204			24	
Thomson Reuters	2012-12	P	2014-10		184	144			40	
Time Warner	2012-12	P	2014-04		1,269	946			323	
Total SA Spons ADR	2013-08	P	2014-09		128	110			18	
United Parcel	2012-12	P	2014-04		693	514			179	
Vodafone Group	2011-11	P	2014-02		1,052	1,547			-495	
Wal-Mart	2012-12	P	2014-02		366	341			25	
Walgreen Company	2012-12	P	2014-02		2,679	1,510			1,169	
Yara International	2013-05	P	2014-10		942	932			10	
Daimler AG	2012-12	P	2014-09		244	162			82	
Partnerre Limited	2012-12	P	2014-10		680	482			198	

TY 2014 General Explanation Attachment**Name:** Sidener Foundation**EIN:** 51-0189216**Software ID:** 14000292**Software Version:** 14.4.1.0

TY 2014 Investments Corporate
Stock Schedule

Name: Sidener Foundation
EIN: 51-0189216
Software ID: 14000292
Software Version: 14.4.1.0

Name of Stock	End of Year Book Value	End of Year Fair Market Value
2254 shares of Capital World Growth Income Fund	59,441	103,905
18345 shares of Washington Mutual Investors Fund	459,376	751,211
1691 shares of EuroPacific Growth Fund	67,374	79,702
8343 shares of Growth Fund of America	235,516	356,080
86 shares of Dynegy, Inc.	38,465	468
398 shares of ATT	12,521	13,369
317 shares of Altria group	8,824	15,618
19 shares of Astrazeneca PLC	1,018	1,337
202 shares of BCE Incorporated	8,297	9,263
86 shares of Centurylink	3,127	3,404
80 shares of Chevron	8,775	8,974
99 shares of Coca Cola	3,739	4,180
117 shares of Conoco Phillips	6,308	8,080
93 shares of Dominion Resources	4,984	7,152
159 shares of Duke Energy	10,021	13,283
297 shares of Glaxo Smith Kline	14,026	12,694
65 shares of Johnson Johnson	4,239	6,797
110 shares of Kimberly Clark	8,129	12,709
70 shares of Lorillard Incorporated	2,663	4,406
110 shares of McDonalds	10,181	10,307
190 shares of National Grid PLC	9,619	13,425
278 shares of PPL Corporation	8,278	10,100
72 shares of Pepsico	4,676	6,808
153 shares of Philip Morris	12,091	12,462
116 shares of Proctor Gamble	8,397	10,566
232 shares of Reynolds American	9,248	14,911
116 shares of Royal Dutch Shell ADR B	8,089	8,069
206 shares of Southern Company	8,850	10,117
221 shares of Total SA Sponsored ADR	10,890	11,315
274 shares of Unilever PLC	11,070	11,092

Name of Stock	End of Year Book Value	End of Year Fair Market Value
418 shares of Verizon Communications	17,384	19,554
252 shares of Vodafone Group PLC	12,455	8,611
121 shares of HCP Incorporated REIT	4,591	5,328
125 shares of Health Care REIT	6,967	9,459
19815 shares of John Hancock Floating Rate Fund	188,213	178,140
18895 shares of Mainstay Floating Rate Fund	181,001	175,535
3830 shares of Guggenheim Floating Rate Fund	100,490	99,661
48 shares of American Electric Power	1,819	2,914
166 shares of Kraft Foods Group	8,007	10,402
192 shares of Merck Company	7,469	10,904
41 shares of ABM Industries Inc	811	1,175
32 shares of Abbvie Incorporated	1,173	2,094
87 shares of Ameren Corproation	3,081	4,013
16 shares of Apple Inc	1,023	1,766
19 shares of Automatic Data Processing	945	1,584
122 shares of BAE Systems PLC	2,727	3,591
28 shares of BASF SE Sponsored ADR	2,620	2,368
173 shares of BP PLC Sponsored ADR	7,467	6,595
26 shares of Becton Dickinson Company	2,024	3,618
71 shares of Bemis Incorporated	2,352	3,210
24 shares of BHP Billiton Ltd Sponsored ADR	1,594	1,136
4 shares of Blackrock Incorporated	824	1,430
94 shares of Bob Evans Farms Inc	4,308	4,811
23 shares of British American TOB PLC Spon ADR	2,389	2,480
89 shares of CME Group Incorporated	4,860	7,890
150 shares of Centrica PLC Sponsored ADR	3,494	2,610
23 shares of Commonwealth Bank of Australia	1,564	1,612
109 shares of Compass Group PLC Spon ADR	1,538	1,871
224 shares of Deutsche Telekom AG Spon ADR	2,564	3,591
38 shares of Deutsche Post AG Spon ADR	852	1,243

Name of Stock	End of Year Book Value	End of Year Fair Market Value
104 shares of Donnelley RR Sons	926	1,748
45 shares of Dow Chemical Company	1,503	2,052
22 shares of Du Pont E I De Nemours	1,010	1,627
557 shares of Electricite De France	3,068	3,049
59 shares of Emerson Electric	3,100	3,642
104 shares of GEO Group Incorporated REIT	3,461	4,197
29 shares of Gallagher Arthur J Company	1,003	1,365
72 shares of General Mills	3,790	3,840
95 shares of Hasbro Incorporated	3,485	5,224
51 shares of Imperial Tobacco Group	3,848	4,510
21 shares of Innophos Holdings	1,136	1,227
215 shares of Intel Corporation	4,540	7,802
235 shares of Iron Mountain Incorporated REIT	7,826	9,085
67 shares of J2 Global Inc	2,177	4,154
21 shares of Kla-Tencor Corporation	997	1,477
93 shares of Kohls Corporation	4,156	5,677
13 shares of Lockheed Martin	1,203	2,503
51 shares of Mattel Inc	1,766	1,578
228 shares of Microsoft	7,346	10,591
37 shares of Microchip Technology	1,157	1,669
66 shares of Molson Coors Brewing Co	3,005	4,918
177 shares of Munich RE Group ADR	3,299	3,550
110 shares of National Fuel Gas Company	6,578	7,648
19 shares of Nestles SA Sponsored ADR	1,240	1,386
27 shares of Novartis AD Sponsored ADR	1,812	2,502
49 shares of Nucor Corporation	2,089	2,403
106 shares of Occidental Petroleum	8,723	8,545
243 shares of Orkla AS Sponsored ADR	1,887	1,658
93 shares of Owens Minor Inc	2,679	3,265
78 shares of PNC Financial Services	5,003	7,116

Name of Stock	End of Year Book Value	End of Year Fair Market Value
104 shares of Pearson PLC Sponsored ADR	2,009	1,919
21 shares of Philippine Long Distance	1,285	1,329
85 shares of Potash Corporation	2,757	3,002
82 shares of Qualcomm Incorporated	5,723	6,095
82 shares of Regal Entertainment	1,145	1,752
104 shares of Republic Services Inc	3,073	4,186
46 shares of Roche Holding	1,158	1,562
174 shares of Rogers Communications	7,350	6,776
48 shares of Royal Dutch Shell ADR A	3,276	3,214
160 shares of SSE PLC Sponsored ADR	3,836	4,047
31 shares of Sanofi Sponsored ADR	1,445	1,414
45 shares of Sevron Trent PLC Spon ADR	1,176	1,408
207 shares of Shaw Communications	4,789	5,585
72 shares of Statoil ASA Sponsored ADR	1,661	1,268
74 shares of Svenska Handelsbanken ADR	1,713	1,733
75 shares of Swisscom AG Sponsored ADR	3,236	3,944
138 shares of Sysco Corporation	4,519	5,477
156 shares of Teco Energy Inc	2,628	3,196
69 shares of Target Corporation	4,094	5,238
144 shares of Telstra Corporation	3,290	3,518
234 shares of Turna Rete Elettrica Nazionale	2,926	3,191
117 shares of Thomson Reuters Corp	3,364	4,720
123 shares of US Bancorp	4,180	5,529
48 shares of United Parcel Service	3,522	5,336
134 shares of United Utilities Group	2,935	3,828
219 shares of Vinci SA ADR	2,568	3,015
85 shares of Vivendi SA ADR	1,906	2,128
104 shares of Wm Morrison Supermarkets	1,796	1,494
33 shares of Wal-Mart Stores	2,253	2,834
30 shares of Waste Mgt Inc	1,019	1,540

Name of Stock	End of Year Book Value	End of Year Fair Market Value
110 shares of Wells Fargo Company	5,380	6,030
252 shares of Western Union	3,758	4,513
62 shares of Westpac Bkg Corp	1,714	1,668
141 shares of Williams Companies	5,329	6,337
48 shares of Yara International	2,115	2,115
33 shares of Daimler AG Reg Shs	1,788	2,767
115 shares of Aircastle Limited	1,984	2,458
36 shares of Partnerre Limited	2,892	4,109
70 shares of Amerigas Partners LP	2,865	3,354
82 shares of Corrections Corporation REIT	2,832	2,980
52 shares of Enterprise Products Partners LP	1,283	1,878
22 shares of Markwest Energy Partners LP	1,135	1,478
78 shares of Memorial Production Partners LP	1,671	1,138
65 shares of Realty Income Corporation REIT	2,751	3,101
132 shares of Senior Housing Properties REIT	3,315	2,919
26 shares of Targa Resources Partners LP	1,319	1,245
73 shares of Ventas Incorporated REIT	4,566	5,234
98 shares of Williams Partners LP	5,000	4,386
170 shares of ADT Corporation	5,446	6,159
102 shares of Cinemark Holdings	2,993	3,629
29 shares of Compass Minerals International	2,436	2,518
30 shares of Energizer Holdings	2,908	3,857
149 shares of Kinder Morgan Incorporated	6,060	6,304
57 shares of Motorola Solutions Incorporated	3,649	3,824
69 shares of National Oilwell Varco	5,735	4,522
56 shares of Omnicom Group Incorporated	3,750	4,338
104 shares of Peoples United Financial	1,558	1,579
94 shares of Quest Diagnostics	5,328	6,304
30 shares of Rio Tinto PLC Spons ADR	1,680	1,382
87 shares of Unibail-Rodamco SE ADR REP JCE 08	2,374	2,241

Name of Stock	End of Year Book Value	End of Year Fair Market Value
32 shares of Wisconsin Energy Corporation	1,431	1,688
48 shares of Wolters Kluwer NV Spons ADR	1,372	1,472
28 shares of Seagate Technology PLC	1,765	1,862
43 shares of Cyrusone Incorporated REIT	1,186	1,185

TY 2014 Other Expenses Schedule**Name:** Sidener Foundation**EIN:** 51-0189216**Software ID:** 14000292**Software Version:** 14.4.1.0

Description	Revenue and Expenses per Books	Net Investment Income	Adjusted Net Income	Disbursements for Charitable Purposes
Bank charges	180	180		
Annual registration report	10			10

TY 2014 Other Income Schedule**Name:** Sidener Foundation**EIN:** 51-0189216**Software ID:** 14000292**Software Version:** 14.4.1.0

Description	Revenue And Expenses Per Books	Net Investment Income	Adjusted Net Income
Amerigas Partners	-185	-185	
Enterprise Products Partners	-140	-140	
Kinder Morgan Energy Partners	-65	-65	
Markwest Energy Partners	-150	-150	
Memorial Production Partners	-153	-153	
Targa Resources Partners	-134	-134	
Williams Partners	-937	-937	

TY 2014 Other Professional Fees Schedule

Name: Sidener Foundation

EIN: 51-0189216

Software ID: 14000292

Software Version: 14.4.1.0

Category	Amount	Net Investment Income	Adjusted Net Income	Disbursements for Charitable Purposes
Raymond James	10,283	10,283		

TY 2014 Taxes Schedule**Name:** Sidener Foundation**EIN:** 51-0189216**Software ID:** 14000292**Software Version:** 14.4.1.0

Category	Amount	Net Investment Income	Adjusted Net Income	Disbursements for Charitable Purposes
Federal excise tax	1,605	1,605		
Foreign tax	1,136	1,136		