



See a Social Security Number? Say Something!
Report Privacy Problems to <https://public.resource.org/privacy>
Or call the IRS Identity Theft Hotline at 1-800-908-4490



Form 990-PF

Department of the Treasury
Internal Revenue ServiceReturn of Private Foundation
or Section 4947(a)(1) Trust Treated as Private Foundation

Do not enter social security numbers on this form as it may be made public.
Information about Form 990-PF and its separate instructions is at www.irs.gov/form990pf.

OMB No 1545-0052

2014

Open to Public Inspection

For calendar year 2014 or tax year beginning

, and ending

| | | |
|---|--|--|
| Name of foundation DELPHINE HAGENSON TRUST 430424005 | | A Employer identification number 43-6909947 |
| Number and street (or P O box number if mail is not delivered to street address) C/O EDWARD JONES TRUST CO. PO BOX 66916 | Room/suite | B Telephone number 314-515-4948 |
| City or town, state or province, country, and ZIP or foreign postal code ST. LOUIS, MO 63166-6916 | | C If exemption application is pending, check here <input type="checkbox"/> |
| G Check all that apply: <input type="checkbox"/> Initial return <input type="checkbox"/> Final return <input type="checkbox"/> Address change <input type="checkbox"/> Initial return of a former public charity <input type="checkbox"/> Amended return <input type="checkbox"/> Name change | | D 1. Foreign organizations, check here <input type="checkbox"/> 2. Foreign organizations meeting the 85% test, check here and attach computation <input type="checkbox"/> |
| H Check type of organization: <input type="checkbox"/> Section 501(c)(3) exempt private foundation <input checked="" type="checkbox"/> Section 4947(a)(1) nonexempt charitable trust <input type="checkbox"/> Other taxable private foundation | | E If private foundation status was terminated under section 507(b)(1)(A), check here <input type="checkbox"/> |
| I Fair market value of all assets at end of year (from Part II, col. (c), line 16) \$ 658,963. (Part I, column (d) must be on cash basis) | J Accounting method: <input checked="" type="checkbox"/> Cash <input type="checkbox"/> Accrual <input type="checkbox"/> Other (specify) _____ | F If the foundation is in a 60-month termination under section 507(b)(1)(B), check here <input type="checkbox"/> |

| Part I Analysis of Revenue and Expenses (The total of amounts in columns (b), (c), and (d) may not necessarily equal the amounts in column (a)) | | (a) Revenue and expenses per books | (b) Net investment income | (c) Adjusted net income | (d) Disbursements for charitable purposes (cash basis only) |
|--|--|------------------------------------|---------------------------|-------------------------|---|
| 1 Contributions, gifts, grants, etc., received | | | | N/A | |
| 2 Check <input checked="" type="checkbox"/> if the foundation is not required to attach Sch. B | | | | | |
| 3 Interest on savings and temporary cash investments | | | | | |
| 4 Dividends and interest from securities | | 17,055. | 16,986. | | STATEMENT 1 |
| 5a Gross rents | | | | | |
| b Net rental income or (loss) | | | | | |
| 6a Net gain or (loss) from sale of assets not on line 10 | | 85,907. | | | |
| b Gross sales price for all assets on line 6a 406,964. | | | | | |
| 7 Capital gain net income (from Part IV, line 2) | | | 85,907. | | |
| 8 Net short-term capital gain | | | | | |
| 9 Income modifications | | | | | |
| 10a Gross sales less returns and allowances | | | | | |
| b Less Cost of goods sold | | | | | |
| c Gross profit or (loss) | | | | | |
| 11 Other income | | -392. | 0. | | STATEMENT 2 |
| 12 Total. Add lines 1 through 11 | | 102,570. | 102,893. | | |
| 13 Compensation of officers, directors, trustees, etc | | 10,072. | 7,554. | | 2,518. |
| 14 Other employee salaries and wages | | | | | |
| 15 Pension plans, employee benefits | | | | | |
| 16a Legal fees | | | | | |
| b Accounting fees STMT 3 | | 500. | 0. | | 500. |
| c Other professional fees | | | | | |
| 17 Interest | | | | | |
| 18 Taxes STMT 4 | | 101. | 101. | | 0. |
| 19 Depreciation and depletion | | | | | |
| 20 Occupancy | | | | | |
| 21 Travel, conferences, and meetings | | | | | |
| 22 Printing and publications | | | | | |
| 23 Other expenses | | | | | |
| 24 Total operating and administrative expenses. Add lines 13 through 23 | | 10,673. | 7,655. | | 3,018. |
| 25 Contributions, gifts, grants paid | | 8,705. | | | 8,705. |
| 26 Total expenses and disbursements. Add lines 24 and 25 | | 19,378. | 7,655. | | 11,723. |
| 27 Subtract line 26 from line 12: | | | | | |
| a Excess of revenue over expenses and disbursements | | 83,192. | | | |
| b Net investment income (if negative, enter -0-) | | | 95,238. | | |
| c Adjusted net income (if negative, enter -0-) | | | | N/A | |

423501
11-24-14

LHA For Paperwork Reduction Act Notice, see instructions.

Form 990-PF (2014)

SCANNED OCT 05 2016

AUG 12 2016
RECEIVEDRECEIVED
SEP 23 2016

IRS Ogden, UT

664

Part II Balance Sheets

Attached schedules and amounts in the description column should be for end-of-year amounts only

| | | Beginning of year | End of year | |
|---|---|---|----------------|-----------------------|
| | | (a) Book Value | (b) Book Value | (c) Fair Market Value |
| Assets | 1 Cash - non-interest-bearing | | 240. | 240. |
| | 2 Savings and temporary cash investments | | | |
| | 3 Accounts receivable ▶ | | | |
| | Less: allowance for doubtful accounts ▶ | | | |
| | 4 Pledges receivable ▶ | | | |
| | Less: allowance for doubtful accounts ▶ | | | |
| | 5 Grants receivable | | | |
| | 6 Receivables due from officers, directors, trustees, and other disqualified persons | | | |
| | 7 Other notes and loans receivable ▶ | | | |
| | Less: allowance for doubtful accounts ▶ | | | |
| | 8 Inventories for sale or use | | | |
| | 9 Prepaid expenses and deferred charges | | | |
| | 10a Investments - U.S. and state government obligations | | | |
| | b Investments - corporate stock STMT 5 | 234,250. | 283,605. | 346,215. |
| | c Investments - corporate bonds STMT 6 | 6,422. | 5,989. | 6,229. |
| | Liabilities | 11 Investments - land, buildings, and equipment basis ▶ | | |
| Less: accumulated depreciation ▶ | | | | |
| 12 Investments - mortgage loans | | | | |
| 13 Investments - other STMT 7 | | 274,166. | 309,097. | 306,279. |
| 14 Land, buildings, and equipment: basis ▶ | | | | |
| Less: accumulated depreciation ▶ | | | | |
| 15 Other assets (describe ▶) | | | | |
| 16 Total assets (to be completed by all filers - see the instructions. Also, see page 1, item I) | | 514,838. | 598,931. | 658,963. |
| 17 Accounts payable and accrued expenses | | | | |
| 18 Grants payable | | | | |
| Net Assets or Fund Balances | 19 Deferred revenue | | | |
| | 20 Loans from officers, directors, trustees, and other disqualified persons | | | |
| | 21 Mortgages and other notes payable | | | |
| | 22 Other liabilities (describe ▶) | | | |
| 23 Total liabilities (add lines 17 through 22) | 0. | 0. | | |
| Net Assets or Fund Balances | Foundations that follow SFAS 117, check here and complete lines 24 through 26 and lines 30 and 31. ▶ <input type="checkbox"/> | | | |
| | 24 Unrestricted | | | |
| | 25 Temporarily restricted | | | |
| | 26 Permanently restricted | | | |
| | Foundations that do not follow SFAS 117, check here and complete lines 27 through 31. ▶ <input checked="" type="checkbox"/> | | | |
| | 27 Capital stock, trust principal, or current funds | 514,838. | 598,931. | |
| | 28 Paid-in or capital surplus, or land, bldg., and equipment fund | 0. | 0. | |
| | 29 Retained earnings, accumulated income, endowment, or other funds | 0. | 0. | |
| 30 Total net assets or fund balances | 514,838. | 598,931. | | |
| 31 Total liabilities and net assets/fund balances | 514,838. | 598,931. | | |

Part III Analysis of Changes in Net Assets or Fund Balances

| | | |
|---|---|----------|
| 1 Total net assets or fund balances at beginning of year - Part II, column (a), line 30 (must agree with end-of-year figure reported on prior year's return) | 1 | 514,838. |
| 2 Enter amount from Part I, line 27a | 2 | 83,192. |
| 3 Other increases not included in line 2 (itemize) ▶ COST BASIS ADJUSTMENT | 3 | 901. |
| 4 Add lines 1, 2, and 3 | 4 | 598,931. |
| 5 Decreases not included in line 2 (itemize) ▶ | 5 | 0. |
| 6 Total net assets or fund balances at end of year (line 4 minus line 5) - Part II, column (b), line 30 | 6 | 598,931. |

Part IV Capital Gains and Losses for Tax on Investment Income

| (a) List and describe the kind(s) of property sold (e.g., real estate, 2-story brick warehouse; or common stock, 200 shs. MLC Co.) | | (b) How acquired P - Purchase D - Donation | (c) Date acquired (mo., day, yr.) | (d) Date sold (mo., day, yr.) |
|--|--|---|---|----------------------------------|
| 1a PUBLICLY TRADED SECURITY | | P | VARIOUS | VARIOUS |
| b | | | | |
| c | | | | |
| d | | | | |
| e | | | | |
| (e) Gross sales price | (f) Depreciation allowed (or allowable) | (g) Cost or other basis plus expense of sale | (h) Gain or (loss) (e) plus (f) minus (g) | |
| a 406,964. | | 321,057. | 85,907. | |
| b | | | | |
| c | | | | |
| d | | | | |
| e | | | | |
| Complete only for assets showing gain in column (h) and owned by the foundation on 12/31/69 | | | (i) Gains (Col. (h) gain minus col. (k), but not less than -0-) or Losses (from col. (h)) | |
| (i) F.M.V. as of 12/31/69 | (j) Adjusted basis as of 12/31/69 | (k) Excess of col. (i) over col. (j), if any | | |
| a | | | 85,907. | |
| b | | | | |
| c | | | | |
| d | | | | |
| e | | | | |
| 2 Capital gain net income or (net capital loss) | | <div style="display: flex; align-items: center;"> <div style="border-left: 1px solid black; padding-left: 5px;"> If gain, also enter in Part I, line 7 If (loss), enter -0- in Part I, line 7 </div> <div style="margin-left: 10px;"> <div style="border: 1px solid black; width: 20px; height: 20px; display: flex; align-items: center; justify-content: center;">2</div> </div> </div> | | 85,907. |
| 3 Net short-term capital gain or (loss) as defined in sections 1222(5) and (6): | | <div style="display: flex; align-items: center;"> <div style="border-left: 1px solid black; padding-left: 5px;"> If gain, also enter in Part I, line 8, column (c). If (loss), enter -0- in Part I, line 8 </div> <div style="margin-left: 10px;"> <div style="border: 1px solid black; width: 20px; height: 20px; display: flex; align-items: center; justify-content: center;">3</div> </div> </div> | | N/A |

Part V Qualification Under Section 4940(e) for Reduced Tax on Net Investment Income

(For optional use by domestic private foundations subject to the section 4940(a) tax on net investment income.)

If section 4940(d)(2) applies, leave this part blank.

Was the foundation liable for the section 4942 tax on the distributable amount of any year in the base period?

☐ Yes ☒ No

If "Yes," the foundation does not qualify under section 4940(e). Do not complete this part.

1 Enter the appropriate amount in each column for each year; see the instructions before making any entries.

| (a) Base period years Calendar year (or tax year beginning in) | (b) Adjusted qualifying distributions | (c) Net value of noncharitable-use assets | (d) Distribution ratio (col. (b) divided by col. (c)) |
|---|--|--|---|
| 2013 | 11,770. | 596,779. | .019723 |
| 2012 | | | |
| 2011 | | | |
| 2010 | | | |
| 2009 | | | |
| 2 Total of line 1, column (d) | | | 2 .019723 |
| 3 Average distribution ratio for the 5-year base period - divide the total on line 2 by 5, or by the number of years the foundation has been in existence if less than 5 years | | | 3 .019723 |
| 4 Enter the net value of noncharitable-use assets for 2014 from Part X, line 5 | | | 4 639,222. |
| 5 Multiply line 4 by line 3 | | | 5 12,607. |
| 6 Enter 1% of net investment income (1% of Part I, line 27b) | | | 6 952. |
| 7 Add lines 5 and 6 | | | 7 13,559. |
| 8 Enter qualifying distributions from Part XII, line 4 | | | 8 11,723. |

If line 8 is equal to or greater than line 7, check the box in Part VI, line 1b, and complete that part using a 1% tax rate. See the Part VI instructions.

Part VI Excise Tax Based on Investment Income (Section 4940(a), 4940(b), 4940(e), or 4948 - see instructions)

| | | | |
|--|----|---|---------|
| 1a Exempt operating foundations described in section 4940(d)(2), check here <input type="checkbox"/> and enter "N/A" on line 1. Date of ruling or determination letter: _____ (attach copy of letter if necessary-see instructions) | | 1 | 1,905. |
| b Domestic foundations that meet the section 4940(e) requirements in Part V, check here <input type="checkbox"/> and enter 1% of Part I, line 27b | | | |
| c All other domestic foundations enter 2% of line 27b. Exempt foreign organizations enter 4% of Part I, line 12, col. (b). | | 2 | 0. |
| 2 Tax under section 511 (domestic section 4947(a)(1) trusts and taxable foundations only. Others enter -0-) | | 3 | 1,905. |
| 3 Add lines 1 and 2 | | 4 | 14,294. |
| 4 Subtitle A (income) tax (domestic section 4947(a)(1) trusts and taxable foundations only. Others enter -0-) | | 5 | 0. |
| 5 Tax based on investment income. Subtract line 4 from line 3. If zero or less, enter -0- | | | |
| 6 Credits/Payments: | | | |
| a 2014 estimated tax payments and 2013 overpayment credited to 2014 | 6a | | |
| b Exempt foreign organizations - tax withheld at source | 6b | | |
| c Tax paid with application for extension of time to file (Form 8868) | 6c | | |
| d Backup withholding erroneously withheld | 6d | | |
| 7 Total credits and payments. Add lines 6a through 6d | 7 | | 0. |
| 8 Enter any penalty for underpayment of estimated tax. Check here <input type="checkbox"/> if Form 2220 is attached | 8 | | |
| 9 Tax due. If the total of lines 5 and 8 is more than line 7, enter amount owed | 9 | | 0. |
| 10 Overpayment. If line 7 is more than the total of lines 5 and 8, enter the amount overpaid | 10 | | |
| 11 Enter the amount of line 10 to be: Credited to 2015 estimated tax <input type="checkbox"/> Refunded <input type="checkbox"/> | 11 | | |

Part VII-A Statements Regarding Activities

| | Yes | No |
|--|-----|----|
| 1a During the tax year, did the foundation attempt to influence any national, state, or local legislation or did it participate or intervene in any political campaign? | | X |
| 1b Did it spend more than \$100 during the year (either directly or indirectly) for political purposes (see instructions for the definition)? If the answer is "Yes" to 1a or 1b, attach a detailed description of the activities and copies of any materials published or distributed by the foundation in connection with the activities. | | X |
| 1c Did the foundation file Form 1120-POL for this year? | | X |
| d Enter the amount (if any) of tax on political expenditures (section 4955) imposed during the year: (1) On the foundation. <input type="checkbox"/> \$ 0. (2) On foundation managers. <input type="checkbox"/> \$ 0. | | |
| e Enter the reimbursement (if any) paid by the foundation during the year for political expenditure tax imposed on foundation managers. <input type="checkbox"/> \$ 0. | | |
| 2 Has the foundation engaged in any activities that have not previously been reported to the IRS? If "Yes," attach a detailed description of the activities. | | X |
| 3 Has the foundation made any changes, not previously reported to the IRS, in its governing instrument, articles of incorporation, or bylaws, or other similar instruments? If "Yes," attach a conformed copy of the changes | | X |
| 4a Did the foundation have unrelated business gross income of \$1,000 or more during the year? | | X |
| b If "Yes," has it filed a tax return on Form 990-T for this year? | | |
| 5 Was there a liquidation, termination, dissolution, or substantial contraction during the year? If "Yes," attach the statement required by General Instruction T. | | X |
| 6 Are the requirements of section 508(e) (relating to sections 4941 through 4945) satisfied either: • By language in the governing instrument, or • By state legislation that effectively amends the governing instrument so that no mandatory directions that conflict with the state law remain in the governing instrument? | X | |
| 7 Did the foundation have at least \$5,000 in assets at any time during the year? If "Yes," complete Part II, col. (c), and Part XV | X | |
| 8a Enter the states to which the foundation reports or with which it is registered (see instructions) <input type="checkbox"/> SD | | |
| b If the answer is "Yes" to line 7, has the foundation furnished a copy of Form 990-PF to the Attorney General (or designate) of each state as required by General Instruction G? If "No," attach explanation | X | |
| 9 Is the foundation claiming status as a private operating foundation within the meaning of section 4942(j)(3) or 4942(j)(5) for calendar year 2014 or the taxable year beginning in 2014 (see instructions for Part XIV)? If "Yes," complete Part XIV | | X |
| 10 Did any persons become substantial contributors during the tax year? If "Yes," attach a schedule listing their names and addresses | | X |

N/A

Part VII-A Statements Regarding Activities (continued)

| | | | | |
|----------------------------|---|----|-----|----|
| 11 | At any time during the year, did the foundation, directly or indirectly, own a controlled entity within the meaning of section 512(b)(13)? If "Yes," attach schedule (see instructions) | 11 | | X |
| 12 | Did the foundation make a distribution to a donor advised fund over which the foundation or a disqualified person had advisory privileges? If "Yes," attach statement (see instructions) | 12 | | X |
| 13 | Did the foundation comply with the public inspection requirements for its annual returns and exemption application? | 13 | X | |
| Website address N/A | | | | |
| 14 | The books are in care of EDWARD JONES TRUST COMPANY Telephone no. 314-515-4948 | | | |
| | Located at 12555 MANCHESTER ROAD, ST. LOUIS, MO ZIP+4 63131 | | | |
| 15 | Section 4947(a)(1) nonexempt charitable trusts filing Form 990-PF in lieu of Form 1041 - Check here and enter the amount of tax-exempt interest received or accrued during the year | 15 | N/A | |
| 16 | At any time during calendar year 2014, did the foundation have an interest in or a signature or other authority over a bank, securities, or other financial account in a foreign country? | 16 | Yes | No |
| | See the instructions for exceptions and filing requirements for FinCEN Form 114, (formerly TD F 90-22.1). If "Yes," enter the name of the foreign country | | | X |

Part VII-B Statements Regarding Activities for Which Form 4720 May Be Required

File Form 4720 if any item is checked in the "Yes" column, unless an exception applies.

| | Yes | No |
|--|---|-----|
| 1a During the year did the foundation (either directly or indirectly): | | |
| (1) Engage in the sale or exchange, or leasing of property with a disqualified person? | <input type="checkbox"/> Yes <input checked="" type="checkbox"/> No | |
| (2) Borrow money from, lend money to, or otherwise extend credit to (or accept it from) a disqualified person? | <input type="checkbox"/> Yes <input checked="" type="checkbox"/> No | |
| (3) Furnish goods, services, or facilities to (or accept them from) a disqualified person? | <input type="checkbox"/> Yes <input checked="" type="checkbox"/> No | |
| (4) Pay compensation to, or pay or reimburse the expenses of, a disqualified person? | <input checked="" type="checkbox"/> Yes <input type="checkbox"/> No | |
| (5) Transfer any income or assets to a disqualified person (or make any of either available for the benefit or use of a disqualified person)? | <input type="checkbox"/> Yes <input checked="" type="checkbox"/> No | |
| (6) Agree to pay money or property to a government official? (Exception. Check "No" if the foundation agreed to make a grant to or to employ the official for a period after termination of government service, if terminating within 90 days.) | <input type="checkbox"/> Yes <input checked="" type="checkbox"/> No | |
| b If any answer is "Yes" to 1a(1)-(6), did any of the acts fail to qualify under the exceptions described in Regulations section 53.4941(d)-3 or in a current notice regarding disaster assistance (see instructions)? Organizations relying on a current notice regarding disaster assistance check here | 1b | X |
| c Did the foundation engage in a prior year in any of the acts described in 1a, other than excepted acts, that were not corrected before the first day of the tax year beginning in 2014? | 1c | X |
| 2 Taxes on failure to distribute income (section 4942) (does not apply for years the foundation was a private operating foundation defined in section 4942(j)(3) or 4942(j)(5)): | | |
| a At the end of tax year 2014, did the foundation have any undistributed income (lines 6d and 6e, Part XIII) for tax year(s) beginning before 2014? | <input checked="" type="checkbox"/> Yes <input type="checkbox"/> No | |
| If "Yes," list the years 2013 | | |
| b Are there any years listed in 2a for which the foundation is not applying the provisions of section 4942(a)(2) (relating to incorrect valuation of assets) to the year's undistributed income? (If applying section 4942(a)(2) to all years listed, answer "No" and attach statement - see instructions.) | 2b | X |
| c If the provisions of section 4942(a)(2) are being applied to any of the years listed in 2a, list the years here. | | |
| 3a Did the foundation hold more than a 2% direct or indirect interest in any business enterprise at any time during the year? | <input type="checkbox"/> Yes <input checked="" type="checkbox"/> No | |
| b If "Yes," did it have excess business holdings in 2014 as a result of (1) any purchase by the foundation or disqualified persons after May 26, 1969; (2) the lapse of the 5-year period (or longer period approved by the Commissioner under section 4943(c)(7)) to dispose of holdings acquired by gift or bequest; or (3) the lapse of the 10-, 15-, or 20-year first phase holding period? (Use Schedule C, Form 4720, to determine if the foundation had excess business holdings in 2014.) | 3b | N/A |
| 4a Did the foundation invest during the year any amount in a manner that would jeopardize its charitable purposes? | 4a | X |
| b Did the foundation make any investment in a prior year (but after December 31, 1969) that could jeopardize its charitable purpose that had not been removed from jeopardy before the first day of the tax year beginning in 2014? | 4b | X |

Part VII-B Statements Regarding Activities for Which Form 4720 May Be Required (continued)

5a During the year did the foundation pay or incur any amount to:

(1) Carry on propaganda, or otherwise attempt to influence legislation (section 4945(e))?

☐ Yes ☒ No

(2) Influence the outcome of any specific public election (see section 4955); or to carry on, directly or indirectly, any voter registration drive?

☐ Yes ☒ No

(3) Provide a grant to an individual for travel, study, or other similar purposes?

☐ Yes ☒ No

(4) Provide a grant to an organization other than a charitable, etc., organization described in section 4945(d)(4)(A)? (see instructions)

☐ Yes ☒ No

(5) Provide for any purpose other than religious, charitable, scientific, literary, or educational purposes, or for the prevention of cruelty to children or animals?

☐ Yes ☒ No

b If any answer is "Yes" to 5a(1)-(5), did any of the transactions fail to qualify under the exceptions described in Regulations section 53.4945 or in a current notice regarding disaster assistance (see instructions)?

N/A

5b

Organizations relying on a current notice regarding disaster assistance check here

☒

c If the answer is "Yes" to question 5a(4), does the foundation claim exemption from the tax because it maintained expenditure responsibility for the grant?

N/A

☐ Yes ☐ No

If "Yes," attach the statement required by Regulations section 53.4945-5(d).

6a Did the foundation, during the year, receive any funds, directly or indirectly, to pay premiums on a personal benefit contract?

☐ Yes ☒ No

b Did the foundation, during the year, pay premiums, directly or indirectly, on a personal benefit contract?

6b

X

If "Yes" to 6b, file Form 8870.

7a At any time during the tax year, was the foundation a party to a prohibited tax shelter transaction?

☐ Yes ☒ No

b If "Yes," did the foundation receive any proceeds or have any net income attributable to the transaction?

N/A

7b

Part VIII Information About Officers, Directors, Trustees, Foundation Managers, Highly Paid Employees, and Contractors

1 List all officers, directors, trustees, foundation managers and their compensation.

| (a) Name and address | (b) Title, and average hours per week devoted to position | (c) Compensation (If not paid, enter -0-) | (d) Contributions to employee benefit plans and deferred compensation | (e) Expense account, other allowances |
|----------------------------|---|---|---|---------------------------------------|
| EDWARD JONES TRUST COMPANY | TRUSTEE | | | |
| 12555 MANCHESTER ROAD | | | | |
| ST. LOUIS, MO 63131 | 2.00 | 10,072. | 0. | 0. |
| | | | | |
| | | | | |
| | | | | |
| | | | | |
| | | | | |
| | | | | |
| | | | | |
| | | | | |

2 Compensation of five highest-paid employees (other than those included on line 1). If none, enter "NONE."

| (a) Name and address of each employee paid more than \$50,000 | (b) Title, and average hours per week devoted to position | (c) Compensation | (d) Contributions to employee benefit plans and deferred compensation | (e) Expense account, other allowances |
|---|---|------------------|---|---------------------------------------|
| NONE | | | | |
| | | | | |
| | | | | |
| | | | | |
| | | | | |
| | | | | |
| | | | | |
| | | | | |

Total number of other employees paid over \$50,000

0

Part VIII**Information About Officers, Directors, Trustees, Foundation Managers, Highly Paid Employees, and Contractors** (continued)**3 Five highest-paid independent contractors for professional services. If none, enter "NONE."**

| (a) Name and address of each person paid more than \$50,000 | (b) Type of service | (c) Compensation |
|---|---------------------|------------------|
| NONE | | |
| | | |
| | | |
| | | |
| | | |
| | | |
| | | |
| Total number of others receiving over \$50,000 for professional services | | 0 |

Part IX-A Summary of Direct Charitable Activities

List the foundation's four largest direct charitable activities during the tax year. Include relevant statistical information such as the number of organizations and other beneficiaries served, conferences convened, research papers produced, etc.

| | Expenses |
|-------|----------|
| 1 N/A | |
| | |
| | |
| 2 | |
| | |
| | |
| 3 | |
| | |
| | |
| 4 | |
| | |
| | |

Part IX-B Summary of Program-Related Investments

Describe the two largest program-related investments made by the foundation during the tax year on lines 1 and 2.

| | Amount |
|--|-----------|
| 1 N/A | |
| | |
| | |
| 2 | |
| | |
| | |
| All other program-related investments. See instructions. | |
| 3 | |
| | |
| | |
| Total. Add lines 1 through 3 | 0. |

Part X**Minimum Investment Return** (All domestic foundations must complete this part. Foreign foundations, see instructions.)

| | | | |
|----------|---|-----------|----------|
| 1 | Fair market value of assets not used (or held for use) directly in carrying out charitable, etc., purposes: | | |
| a | Average monthly fair market value of securities | 1a | 648,860. |
| b | Average of monthly cash balances | 1b | 96. |
| c | Fair market value of all other assets | 1c | 0. |
| d | Total (add lines 1a, b, and c) | 1d | 648,956. |
| e | Reduction claimed for blockage or other factors reported on lines 1a and 1c (attach detailed explanation) | 1e | 0. |
| 2 | Acquisition indebtedness applicable to line 1 assets | 2 | 0. |
| 3 | Subtract line 2 from line 1d | 3 | 648,956. |
| 4 | Cash deemed held for charitable activities. Enter 1 1/2% of line 3 (for greater amount, see instructions) | 4 | 9,734. |
| 5 | Net value of noncharitable-use assets. Subtract line 4 from line 3. Enter here and on Part V, line 4 | 5 | 639,222. |
| 6 | Minimum investment return. Enter 5% of line 5 | 6 | 31,961. |

Part XI**Distributable Amount** (see instructions) (Section 4942(j)(3) and (j)(5) private operating foundations and certain foreign organizations check here ☐ and do not complete this part.)

| | | | |
|-----------|---|-----------|---------|
| 1 | Minimum investment return from Part X, line 6 | 1 | 31,961. |
| 2a | Tax on investment income for 2014 from Part VI, line 5 | 2a | |
| b | Income tax for 2014. (This does not include the tax from Part VI.) | 2b | 14,294. |
| c | Add lines 2a and 2b | 2c | 14,294. |
| 3 | Distributable amount before adjustments. Subtract line 2c from line 1 | 3 | 17,667. |
| 4 | Recoveries of amounts treated as qualifying distributions | 4 | 0. |
| 5 | Add lines 3 and 4 | 5 | 17,667. |
| 6 | Deduction from distributable amount (see instructions) | 6 | 0. |
| 7 | Distributable amount as adjusted. Subtract line 6 from line 5. Enter here and on Part XIII, line 1 | 7 | 17,667. |

Part XII**Qualifying Distributions** (see instructions)

| | | | |
|----------|---|-----------|---------|
| 1 | Amounts paid (including administrative expenses) to accomplish charitable, etc., purposes: | | |
| a | Expenses, contributions, gifts, etc. - total from Part I, column (d), line 26 | 1a | 11,723. |
| b | Program-related investments - total from Part IX-B | 1b | 0. |
| 2 | Amounts paid to acquire assets used (or held for use) directly in carrying out charitable, etc., purposes | 2 | |
| 3 | Amounts set aside for specific charitable projects that satisfy the: | | |
| a | Suitability test (prior IRS approval required) | 3a | |
| b | Cash distribution test (attach the required schedule) | 3b | |
| 4 | Qualifying distributions. Add lines 1a through 3b. Enter here and on Part V, line 8, and Part XIII, line 4 | 4 | 11,723. |
| 5 | Foundations that qualify under section 4940(e) for the reduced rate of tax on net investment income. Enter 1% of Part I, line 27b | 5 | 0. |
| 6 | Adjusted qualifying distributions. Subtract line 5 from line 4 | 6 | 11,723. |

Note. The amount on line 6 will be used in Part V, column (b), in subsequent years when calculating whether the foundation qualifies for the section 4940(e) reduction of tax in those years.

Part XIII Undistributed Income (see instructions)

| | (a) Corpus | (b) Years prior to 2013 | (c) 2013 | (d) 2014 |
|---|---------------|----------------------------|-------------|-------------|
| 1 Distributable amount for 2014 from Part XI, line 7 | | | | 17,667. |
| 2 Undistributed income, if any, as of the end of 2014 | | | | |
| a Enter amount for 2013 only | | | 17,363. | |
| b Total for prior years: | | 0. | | |
| 3 Excess distributions carryover, if any, to 2014: | | | | |
| a From 2009 | | | | |
| b From 2010 | | | | |
| c From 2011 | | | | |
| d From 2012 | | | | |
| e From 2013 | | | | |
| f Total of lines 3a through e | 0. | | | |
| 4 Qualifying distributions for 2014 from Part XII, line 4: ▶ \$ 11,723. | | | | |
| a Applied to 2013, but not more than line 2a | | | 11,723. | |
| b Applied to undistributed income of prior years (Election required - see instructions) | | 0. | | |
| c Treated as distributions out of corpus (Election required - see instructions) | 0. | | | |
| d Applied to 2014 distributable amount | | | | 0. |
| e Remaining amount distributed out of corpus | 0. | | | |
| 5 Excess distributions carryover applied to 2014 (If an amount appears in column (d), the same amount must be shown in column (a)) | 0. | | | 0. |
| 6 Enter the net total of each column as indicated below: | | | | |
| a Corpus. Add lines 3f, 4c, and 4e. Subtract line 5 | 0. | | | |
| b Prior years' undistributed income. Subtract line 4b from line 2b | | 0. | | |
| c Enter the amount of prior years' undistributed income for which a notice of deficiency has been issued, or on which the section 4942(a) tax has been previously assessed | | 0. | | |
| d Subtract line 6c from line 6b. Taxable amount - see instructions | | 0. | | |
| e Undistributed income for 2013. Subtract line 4a from line 2a. Taxable amount - see instr. | | | 5,640. | |
| f Undistributed income for 2014. Subtract lines 4d and 5 from line 1. This amount must be distributed in 2015 | | | | 17,667. |
| 7 Amounts treated as distributions out of corpus to satisfy requirements imposed by section 170(b)(1)(F) or 4942(g)(3) (Election may be required - see instructions) | 0. | | | |
| 8 Excess distributions carryover from 2009 not applied on line 5 or line 7 | 0. | | | |
| 9 Excess distributions carryover to 2015. Subtract lines 7 and 8 from line 6a | 0. | | | |
| 10 Analysis of line 9: | | | | |
| a Excess from 2010 | | | | |
| b Excess from 2011 | | | | |
| c Excess from 2012 | | | | |
| d Excess from 2013 | | | | |
| e Excess from 2014 | | | | |

N/A

- ☐ 4942(1)(3) or ☐ 4942(1)(5)

- (4) Gross investment income**

[illegible]

Form 990-PF (2014)

Part XV Supplementary Information (continued)**3 Grants and Contributions Paid During the Year or Approved for Future Payment**

| Recipient Name and address (home or business) | If recipient is an individual, show any relationship to any foundation manager or substantial contributor | Foundation status of recipient | Purpose of grant or contribution | Amount |
|--|--|--------------------------------------|-------------------------------------|--------|
| a Paid during the year | | | | |
| BETHLEHEM LUTHERAN CHURCH 1620 MILWAUKEE AVE NE ABERDEEN, SD 57401 | NONE | PC | PROGRAM SUPPORT | 8,705. |
| | | | | |
| | | | | |
| | | | | |
| | | | | |
| | | | | |
| Total | | | ▶ 3a | 8,705. |
| b Approved for future payment | | | | |
| NONE | | | | |
| | | | | |
| | | | | |
| | | | | |
| Total | | | ▶ 3b | 0. |

Information Regarding Transfers To and Transactions and Relationships With Noncharitable Exempt Organizations

- Form
- 990-PF**
- (2014)

FORM 990-PF

DIVIDENDS AND INTEREST FROM SECURITIES

STATEMENT 1

| SOURCE | GROSS AMOUNT | CAPITAL GAINS DIVIDENDS | (A) REVENUE PER BOOKS | (B) NET INVEST- MENT INCOME | (C) ADJUSTED NET INCOME |
|------------------------------|-----------------|-------------------------------|-----------------------------|-----------------------------------|-------------------------------|
| DIVIDENDS | 14,583. | 0. | 14,583. | 14,583. | |
| INTEREST | 2,403. | 0. | 2,403. | 2,403. | |
| NONDIVIDEND DISTRIBUTIONS | 69. | 0. | 69. | 0. | |
| TO PART I, LINE 4 | 17,055. | 0. | 17,055. | 16,986. | |

FORM 990-PF

OTHER INCOME

STATEMENT 2

| DESCRIPTION | (A) REVENUE PER BOOKS | (B) NET INVEST- MENT INCOME | (C) ADJUSTED NET INCOME |
|---------------------------------------|-----------------------------|-----------------------------------|-------------------------------|
| DEFERRED INCOME | -392. | 0. | |
| TOTAL TO FORM 990-PF, PART I, LINE 11 | -392. | 0. | |

FORM 990-PF

ACCOUNTING FEES

STATEMENT 3

| DESCRIPTION | (A) EXPENSES PER BOOKS | (B) NET INVEST- MENT INCOME | (C) ADJUSTED NET INCOME | (D) CHARITABLE PURPOSES |
|------------------------------|------------------------------|-----------------------------------|-------------------------------|-------------------------------|
| TAX PREPARATION FEES | 500. | 0. | | 500. |
| TO FORM 990-PF, PG 1, LN 16B | 500. | 0. | | 500. |

FORM 990-PF

TAXES

STATEMENT 4

| DESCRIPTION | (A) EXPENSES PER BOOKS | (B) NET INVEST- MENT INCOME | (C) ADJUSTED NET INCOME | (D) CHARITABLE PURPOSES |
|-----------------------------|------------------------------|-----------------------------------|-------------------------------|-------------------------------|
| FOREIGN TAX WITHHELD | 101. | 101. | | 0. |
| TO FORM 990-PF, PG 1, LN 18 | 101. | 101. | | 0. |

FORM 990-PF

CORPORATE STOCK

STATEMENT 5

| DESCRIPTION | BOOK VALUE | FAIR MARKET VALUE |
|---|------------|-------------------|
| CORPORATE STOCK | 283,605. | 346,215. |
| TOTAL TO FORM 990-PF, PART II, LINE 10B | 283,605. | 346,215. |

FORM 990-PF

CORPORATE BONDS

STATEMENT 6

| DESCRIPTION | BOOK VALUE | FAIR MARKET VALUE |
|---|------------|-------------------|
| CORPORATE BONDS | 5,989. | 6,229. |
| TOTAL TO FORM 990-PF, PART II, LINE 10C | 5,989. | 6,229. |

FORM 990-PF

OTHER INVESTMENTS

STATEMENT 7

| DESCRIPTION | VALUATION METHOD | BOOK VALUE | FAIR MARKET VALUE |
|--|------------------|------------|-------------------|
| INVESTMENTS-OTHER | COST | 309,097. | 306,279. |
| TOTAL TO FORM 990-PF, PART II, LINE 13 | | 309,097. | 306,279. |

Edward Jones

Trust Company

P.O. Box 66916, St. Louis, MO 63166

Call Toll Free
888-566-3747

Cover Page

Statement of Value and Activity

January 1 2014 - December 31 2014

Delphine Hagenson Trust FBO
Bethlehem Lutheran Church
430424005

Table of Contents

| | |
|-------------------------------------|-----------|
| Account Summary Section | 1 |
| Asset Detail Section | 2 |
| Transaction Summary Section | 4 |
| Transaction Detail Section | 5 |
| Pending Trades Section | 47 |
| Messages and Notices Section | 48 |

If you have any questions about your account, please call us toll free at
888-566-3747.

Bill Edwards
Edward Jones
14 6th Avenue Sw, Suite 3
Aberdeen, SD 57401-4162

Account Summary Section




Statement of Value and Activity

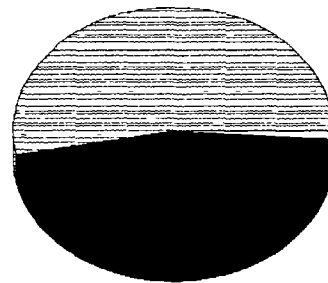
January 1, 2014 - December 31, 2014

Market Value Reconciliation

| | <i>This Period</i> | <i>1/1/14 to 12/31/14</i> |
|--|---------------------|---------------------------|
| Beginning Market Value | \$636,977.84 | \$636,977.84 |
| Income | \$14,196.95 | \$14,196.95 |
| Additions | \$20,313.34 | \$20,313.34 |
| Disbursements | -\$19,596.60 | -\$19,596.60 |
| Security Transfers | \$0.02 | \$0.02 |
| Other | \$319.66 | \$319.66 |
| Change in Market Value | \$6,510.98 | \$6,510.98 |
| Ending Market Value | \$658,722.19 | \$658,722.19 |
| Realized Gains/Losses (Included in Total Above) | \$88,272.95 | \$88,272.95 |

Asset Allocation Summary

| | <i>Asset Class</i> | <i>Balance</i> |
|---|---|---------------------|
|  | 53% Equity Mutual Funds and Unit Trusts | \$346,215.07 |
|  | 46% Fixed Income Mutual Funds and Unit Trusts | \$306,278.50 |
|  | 1% Cash Equivalents | \$6,228.62 |
| 100% | Total Assets Value | \$658,722.19 |



Investment Objective: Balanced - A portfolio that blends current income with long-term growth potential

Asset Detail Section**Statement of Value and Activity**

January 1, 2014 - December 31 2014

Asset Detail

| <i>Description</i> | <i>Shares/Par Value</i> | <i>Current Price</i> | <i>Market Value</i> | <i>Tax Cost</i> | <i>Unrealized G/L</i> | <i>Est. Ann. Income</i> |
|--|-------------------------|----------------------|---------------------|---------------------|-----------------------|-------------------------|
| Cash Equivalents | | | | | | |
| Net Cash | | | \$240 05 | | | |
| Federated Govt Obli Fund-Inst SHS | 5,988 57 | 1 00 | \$5,988 57 | \$5,988 57 | \$0 00 | \$0 59 |
| Total Cash Equivalents | | | \$6,228.62 | \$5,988.57 | \$0.00 | \$0.59 |
| Equity Mutual Funds and Unit Trusts | | | | | | |
| Amcap Fund F-2 | 1,368 09 | 28 07 | \$38,402 20 | \$28,559 09 | \$11,843 11 | \$90 70 |
| American Europacific Growth Fd CL F2 | 389.70 | 47 02 | \$18,323 60 | \$16,743 59 | \$1,580 01 | \$307 47 |
| American Funds New World Fund CL F2 | 73.20 | 53 41 | \$3,909 40 | \$4,241 41 | -\$332 01 | \$49 48 |
| BlackRock Equity Divid Instl CL | 1,749 17 | 24 95 | \$43,641 69 | \$36,867 71 | \$6,773 98 | \$855 34 |
| Delaware Select Growth Fd I | 318.48 | 51 06 | \$16,261.69 | \$16,651 78 | -\$390.09 | \$68.79 |
| Federated Strategic Val Div Is | 2,665 32 | 5 91 | \$15,752 03 | \$15,693 79 | \$58 24 | \$860 90 |
| Goldman Sachs Mid Cap Equity CL I | 336.30 | 41.58 | \$13,983 31 | \$9,099 07 | \$4,884 24 | \$134 18 |
| Harbor Cap Appreciation Instit CL | 262.07 | 58 52 | \$15,336 57 | \$11,340 29 | \$3,996 28 | \$12 62 |
| Hartford Equity Income Fd CL Y | 2 039 11 | 18 96 | \$38,661 56 | \$38,539 43 | \$122 13 | \$827 88 |
| Invesco Sm Cap Equity Fund-Y | 670 49 | 15 47 | \$10,372 50 | \$11,084 81 | -\$712 31 | \$0 00 |
| MFS Intl Value Fund CL I | 900.73 | 34 54 | \$31,111 21 | \$24,393 09 | \$6,718 12 | \$692 66 |
| MFS Value Fd CL I | 1,320 32 | 35 11 | \$46,356 51 | \$18,643 66 | \$27,712 85 | \$1,040 41 |
| Oppenheimer Rising Div-I | 1,916 46 | 20 53 | \$39,344 82 | \$40,566 37 | -\$1,221 55 | \$469 53 |
| Virtus Real Estate Fund Class I | 367.57 | 40 15 | \$14,757.98 | \$13,181 37 | \$1,576 61 | \$201 80 |
| Total Equity Mutual Funds and Unit Trusts | | | \$346,215.07 | \$283,605.46 | \$62,609.61 | \$5,611 76 |

Asset Detail Section (continued)**Statement of Value and Activity**

January 1, 2014 - December 31, 2014

| Description | Shares/Par Value | Current Price | Market Value | Tax Cost | Unrealized G/L | Est. Ann. Income |
|--|-------------------------|----------------------|---------------------|---------------------|-----------------------|-------------------------|
| Fixed Income Mutual Funds and Unit Trusts | | | | | | |
| Baird Aggregate Bond Fund Institutional Class | 3,323.49 | 10.81 | \$35,926.88 | \$35,195.71 | \$731.17 | \$1,030.28 |
| Dodge & Cox Income Fd Com | 3,481.95 | 13.78 | \$47,981.20 | \$47,261.18 | \$720.02 | \$1,392.78 |
| Dreyfus Bond Market Index Fd Basic Class Fd #710 | 4,914.02 | 10.56 | \$51,892.02 | \$53,458.85 | -\$1,566.83 | \$1,341.53 |
| Janus Short-Term Bond Fund | 8,957.66 | 3.04 | \$27,231.27 | \$27,500.00 | -\$268.73 | \$433.37 |
| JPMorgan TR II High Yield Bd Fd Select CL | 2,123.40 | 7.59 | \$16,116.57 | \$16,243.32 | -\$126.75 | \$927.92 |
| JPMorgan TR II Core Bd Select | 5,568.16 | 11.75 | \$65,425.89 | \$65,214.78 | \$211.11 | \$1,653.74 |
| Natixis Loomis Sayles Investment Grade Bond Fund Class Y | 1,948.23 | 11.87 | \$23,125.43 | \$24,223.22 | -\$1,097.79 | \$1,016.97 |
| T Rowe Price International Bond Fund | 1,029.87 | 8.94 | \$9,207.00 | \$10,000.00 | -\$793.00 | \$222.45 |
| T Rowe Price Short Term Bond Fund | 6,183.63 | 4.75 | \$29,372.24 | \$30,000.00 | -\$627.76 | \$425.25 |
| Total Fixed Income Mutual Funds and Unit Trusts | | | \$306,278.50 | \$309,097.06 | -\$2,818.56 | \$8,444.29 |
| Total All Assets | | | \$658,722.19 | \$598,691.09 | \$59,791.05 | \$14,056.64 |

Transaction Summary Section**Statement of Value and Activity**

January 1 2014 - December 31, 2014

Transaction Summary

| Transaction Category | Principal Cash | Income Cash |
|---|-----------------------|---------------------|
| Beginning Cash Balance on 1/1/14 | -\$1,966.87 | \$1,966.87 |
| Receipts | | |
| Additions | \$20,313.34 | \$0.00 |
| Interest Income | \$0.00 | \$705.12 |
| Dividend Income | \$0.00 | \$13,129.05 |
| Transfers within account | \$0.00 | \$0.00 |
| Other Receipts | \$319.66 | \$0.00 |
| Other Income | \$0.00 | \$362.78 |
| Total Receipts | \$20,633.00 | \$14,196.95 |
| Disbursements | | |
| Distributions | \$0.00 | -\$8,704.57 |
| Fees | -\$5,196.05 | -\$5,195.98 |
| Fiduciary Taxes | \$0.00 | \$0.00 |
| Administrative Expenses | -\$250.00 | -\$250.00 |
| Transfers within account | \$0.00 | \$0.00 |
| Other Disbursements | \$0.00 | \$0.00 |
| Total Disbursements | -\$5,446.05 | -\$14,150.55 |
| Security Purchases | -\$404,009.74 | \$0.00 |
| Security Sales | \$389,016.44 | \$0.00 |
| Maturities | \$0.00 | \$0.00 |
| Other | \$0.00 | \$0.00 |
| Ending Cash Balance on 12/31/14 | -\$1,773.22 | \$2,013.27 |

Transaction Detail Section**Statement of Value and Activity**

January 1 2014 - December 31, 2014

Transaction Details By Category

| <i>Date</i> | <i>Transaction Description</i> | <i>Principal Cash</i> | <i>Income Cash</i> | <i>Tax Cost</i> |
|------------------|---|-----------------------|--------------------|-----------------|
| 1/1/14 | Beginning Balance | -\$1,966.87 | \$1,966.87 | |
| Additions | | | | |
| 1/2/14 | Receive LT Capital Gains Distribution on Janus Invst Fd \$0.1186/Unit on 3,634 904 Units Due 12/31/13 LT Capital Gain of \$430.92 on Federal Cost LT Capital Gain of \$430.92 on State Cost | \$430.92 | \$0.00 | \$0.00 |
| 3/27/14 | Receive LT Capital Gains Distribution on Dodge & Cox Income Fd \$0.043/Unit on 1,638 124 Units Due 3/27/14 LT Capital Gain of \$70.44 on Federal Cost LT Capital Gain of \$70.44 on State Cost | \$70.44 | \$0.00 | \$0.00 |
| 6/16/14 | Receive LT Capital Gains Distribution on American Amcap Fund CL F \$0.91/Unit on 1,260 31 Units Due 6/16/14 LT Capital Gain of \$1,146.88 on Federal Cost LT Capital Gain of \$1,146.88 on State Cost | \$1,146.88 | \$0.00 | \$0.00 |
| 12/4/14 | Receive LT Capital Gains Distribution on Federated Strategic Val Div Is \$0.2484/Unit on 2,551 02 Units Due 12/4/14 LT Capital Gain of \$633.64 on Federal Cost LT Capital Gain of \$633.64 on State Cost | \$633.64 | \$0.00 | \$0.00 |
| 12/4/14 | Receive St Capital Gains Distribution on Federated Strategic Val Div Is \$0.0236/Unit on 2,551 02 Units Due 12/4/14 St Capital Gain of \$60.15 on Federal Cost St Capital Gain of \$60.15 on State Cost | \$60.15 | \$0.00 | \$0.00 |

Transaction Detail Section (continued)**Statement of Value and Activity**

January 1 2014 - December 31, 2014

| Date | Transaction Description | Principal Cash | Income Cash | Tax Cost |
|-------------|---|-----------------------|--------------------|-----------------|
| 12/5/14 | Receive LT Capital Gains Distribution on Goldman Sachs Mid Cap Equity CL I \$6 2693/Unit on 278 993 Units Due 12/5/14 LT Capital Gain of \$1,749.09 on Federal Cost LT Capital Gain of \$1,749.09 on State Cost | \$1,749.09 | \$0.00 | \$0.00 |
| 12/5/14 | Receive St Capital Gains Distribution on Goldman Sachs Mid Cap Equity CL I \$2.1994/Unit on 278.993 Units Due 12/5/14 St Capital Gain of \$613.62 on Federal Cost St Capital Gain of \$613.62 on State Cost | \$613.62 | \$0.00 | \$0.00 |
| 12/5/14 | Receive LT Capital Gains Distribution on Oppenheimer Rising Div-I \$1 3123/Unit on 1,768 034 Units Due 12/4/14 LT Capital Gain of \$2,320.12 on Federal Cost LT Capital Gain of \$2,320.12 on State Cost | \$2,320.12 | \$0.00 | \$0.00 |
| 12/5/14 | Receive St Capital Gains Distribution on Oppenheimer Rising Div-I \$0.4221/Unit on 1,768 034 Units Due 12/4/14 St Capital Gain of \$746.25 on Federal Cost St Capital Gain of \$746.25 on State Cost | \$746.25 | \$0.00 | \$0.00 |
| 12/8/14 | Receive LT Capital Gains Distribution on Delaware Select Growth Fd I \$5.779/Unit on 285 825 Units Due 12/8/14 LT Capital Gain of \$1,651.78 on Federal Cost LT Capital Gain of \$1,651.78 on State Cost | \$1,651.78 | \$0.00 | \$0.00 |
| 12/12/14 | Receive LT Capital Gains Distribution on MFS Value Fd CL I \$0 8289/Unit on 1,286 238 Units Due 12/11/14 LT Capital Gain of \$1,066.18 on Federal Cost LT Capital Gain of \$1,066.18 on State Cost | \$1,066.18 | \$0.00 | \$0.00 |

Transaction Detail Section (continued)**Statement of Value and Activity**

January 1 2014 - December 31, 2014

| <i>Date</i> | <i>Transaction Description</i> | <i>Principal Cash</i> | <i>Income Cash</i> | <i>Tax Cost</i> |
|-------------|---|-----------------------|--------------------|-----------------|
| 12/12/14 | Receive St Capital Gains Distribution on MFS Value Fd CL I \$0 0922/Unit on 1,286 238 Units Due 12/11/14 St Capital Gain of \$118 55 on Federal Cost St Capital Gain of \$118 55 on State Cost | \$118.55 | \$0.00 | \$0.00 |
| 12/15/14 | Receive LT Capital Gains Distribution on Invesco Sm Cap Equity Fund-Y \$2.1137/Unit on 586.732 Units Due 12/12/14 LT Capital Gain of \$1,240 18 on Federal Cost LT Capital Gain of \$1,240 18 on State Cost | \$1,240.18 | \$0.00 | \$0 00 |
| 12/15/14 | Receive St Capital Gains Distribution on Invesco Sm Cap Equity Fund-Y \$0 0162/Unit on 586 732 Units Due 12/12/14 St Capital Gain of \$9 51 on Federal Cost St Capital Gain of \$9.51 on State Cost | \$9.51 | \$0 00 | \$0 00 |
| 12/15/14 | Receive LT Capital Gains Distribution on BlackRock Equity Divd Instl CL \$1.0876/Unit on 1,673 292 Units Due 12/15/14 LT Capital Gain of \$1,819 94 on Federal Cost LT Capital Gain of \$1,819 94 on State Cost | \$1,819.94 | \$0 00 | \$0 00 |
| 12/15/14 | Receive St Capital Gains Distribution on BlackRock Equity Divd Instl CL \$0 0079/Unit on 1,673 292 Units Due 12/15/14 St Capital Gain of \$13 17 on Federal Cost St Capital Gain of \$13 17 on State Cost | \$13.17 | \$0 00 | \$0 00 |
| 12/15/14 | Receive LT Capital Gains Distribution on JPMorgan Core Bond Fund \$0 0137/Unit on 5,561 177 Units Due 12/15/14 LT Capital Gain of \$76 13 on Federal Cost LT Capital Gain of \$76 13 on State Cost | \$76.13 | \$0.00 | \$0 00 |

Transaction Detail Section (continued)**Statement of Value and Activity**

January 1, 2014 - December 31, 2014

| <i>Date</i> | <i>Transaction Description</i> | <i>Principal Cash</i> | <i>Income Cash</i> | <i>Tax Cost</i> |
|-------------|---|-----------------------|--------------------|-----------------|
| 12/15/14 | Receive St Capital Gains Distribution on JPMorgan Core Bond Fund \$0.0011/Unit on 5,561.177 Units Due 12/15/14 St Capital Gain of \$6.28 on Federal Cost St Capital Gain of \$6.28 on State Cost | \$6.28 | \$0.00 | \$0.00 |
| 12/15/14 | Receive LT Capital Gains Distribution on JPMorgan High Yield Bond Fund \$0.1512/Unit on 2,077.244 Units Due 12/15/14 LT Capital Gain of \$314.16 on Federal Cost LT Capital Gain of \$314.16 on State Cost | \$314.16 | \$0.00 | \$0.00 |
| 12/15/14 | Receive St Capital Gains Distribution on JPMorgan High Yield Bond Fund \$0.0154/Unit on 2,077.244 Units Due 12/15/14 St Capital Gain of \$31.97 on Federal Cost St Capital Gain of \$31.97 on State Cost | \$31.97 | \$0.00 | \$0.00 |
| 12/16/14 | Receive LT Capital Gains Distribution on Hartford Equity Income Fd CL Y \$0.4635/Unit on 1,983.078 Units Due 12/16/14 LT Capital Gain of \$919.08 on Federal Cost LT Capital Gain of \$919.08 on State Cost | \$919.08 | \$0.00 | \$0.00 |
| 12/16/14 | Receive St Capital Gains Distribution on Hartford Equity Income Fd CL Y \$0.0607/Unit on 1,983.078 Units Due 12/16/14 St Capital Gain of \$120.35 on Federal Cost St Capital Gain of \$120.35 on State Cost | \$120.35 | \$0.00 | \$0.00 |
| 12/17/14 | Receive LT Capital Gains Distribution on MFS Intl Value Fund CL I \$0.2765/Unit on 890.468 Units Due 12/16/14 LT Capital Gain of \$246.23 on Federal Cost LT Capital Gain of \$246.23 on State Cost | \$246.23 | \$0.00 | \$0.00 |

Transaction Detail Section (continued)**Statement of Value and Activity**

January 1, 2014 - December 31, 2014

| <i>Date</i> | <i>Transaction Description</i> | <i>Principal Cash</i> | <i>Income Cash</i> | <i>Tax Cost</i> |
|-------------|--|-----------------------|--------------------|-----------------|
| 12/17/14 | Receive St Capital Gains Distribution on MFS Intl Value Fund CL I \$0.1172/Unit on 890 468 Units Due 12/16/14 St Capital Gain of \$104 32 on Federal Cost St Capital Gain of \$104 32 on State Cost | \$104.32 | \$0.00 | \$0.00 |
| 12/18/14 | Receive LT Capital Gains Distribution on Loomis Sayles INV Grade Bd Fd CL Y \$0.1157/Unit on 1,929.26 Units Due 12/18/14 LT Capital Gain of \$223 22 on Federal Cost LT Capital Gain of \$223.22 on State Cost | \$223.22 | \$0 00 | \$0 00 |
| 12/19/14 | Receive LT Capital Gains Distribution on Harbor Cap Appreciation Instit CL \$3 7661/Unit on 246 284 Units Due 12/18/14 LT Capital Gain of \$927 53 on Federal Cost LT Capital Gain of \$927.53 on State Cost | \$927.53 | \$0 00 | \$0 00 |
| 12/22/14 | Receive LT Capital Gains Distribution on Amcap Fund F-2 \$1.696/Unit on 1,290 837 Units Due 12/22/14 LT Capital Gain of \$2,189 26 on Federal Cost LT Capital Gain of \$2,189 26 on State Cost | \$2,189.26 | \$0 00 | \$0 00 |
| 12/22/14 | Receive LT Capital Gains Distribution on Dodge & Cox Income Fd \$0.045/Unit on 3,468.083 Units Due 12/22/14 LT Capital Gain of \$156 06 on Federal Cost LT Capital Gain of \$156.06 on State Cost | \$156.06 | \$0 00 | \$0 00 |
| 12/22/14 | Receive St Capital Gains Distribution on Dodge & Cox Income Fd \$0 01/Unit on 3,468 083 Units Due 12/22/14 St Capital Gain of \$34 68 on Federal Cost St Capital Gain of \$34 68 on State Cost | \$34.68 | \$0 00 | \$0 00 |

Transaction Detail Section (continued)**Statement of Value and Activity**

January 1 2014 - December 31, 2014

| <i>Date</i> | <i>Transaction Description</i> | <i>Principal Cash</i> | <i>Income Cash</i> | <i>Tax Cost</i> |
|-------------|---|-----------------------|--------------------|-----------------|
| 12/23/14 | Receive LT Capital Gains Distribution on Dreyfus Bd Mkt Index-Basic CL #710 \$0.0502/Unit on 4,875.329 Units Due 12/22/14 LT Capital Gain of \$244.74 on Federal Cost LT Capital Gain of \$244.74 on State Cost | \$244.74 | \$0.00 | \$0.00 |
| 12/23/14 | Receive St Capital Gains Distribution on Dreyfus Bd Mkt Index-Basic CL #710 \$0.0336/Unit on 4,875.329 Units Due 12/22/14 St Capital Gain of \$163.81 on Federal Cost St Capital Gain of \$163.81 on State Cost | \$163.81 | \$0.00 | \$0.00 |
| 12/23/14 | Receive LT Capital Gains Distribution on Virtus Real Estate Fund Class I \$1.832/Unit on 350.863 Units Due 12/22/14 LT Capital Gain of \$642.78 on Federal Cost LT Capital Gain of \$642.78 on State Cost | \$642.78 | \$0.00 | \$0.00 |
| 12/23/14 | Receive St Capital Gains Distribution on Virtus Real Estate Fund Class I \$0.11/Unit on 350.863 Units Due 12/22/14 St Capital Gain of \$38.59 on Federal Cost St Capital Gain of \$38.59 on State Cost | \$38.59 | \$0.00 | \$0.00 |
| 12/29/14 | Receive LT Capital Gains Distribution on American Funds New World Fund CL F2 \$2.633/Unit on 69.78 Units Due 12/29/14 LT Capital Gain of \$183.73 on Federal Cost LT Capital Gain of \$183.73 on State Cost | \$183.73 | \$0.00 | \$0.00 |
| | | <hr/> | <hr/> | |
| | | \$20,313.34 | \$0.00 | |
| | Interest Income | | | |
| 1/2/14 | Cash Receipt of Dividend Earned on Federated Govt Obl Fund-Inst SHS Dividend from 12/1/13 to 12/31/13 | \$0.00 | \$0.01 | \$0.00 |

Transaction Detail Section (continued)**Statement of Value and Activity**

January 1 2014 - December 31, 2014

| <i>Date</i> | <i>Transaction Description</i> | <i>Principal Cash</i> | <i>Income Cash</i> | <i>Tax Cost</i> |
|-------------|--|-----------------------|--------------------|-----------------|
| 1/30/14 | Cash Receipt of Interest Earned on Vodafone Group 5 375% 1/30/15 \$0.026875/\$1 PV on 20,000 Par Value Due 1/30/14 | \$0.00 | \$537.50 | \$0.00 |
| 2/3/14 | Cash Receipt of Dividend Earned on Federated Govt Obl Fund-Inst SHS Dividend from 1/1/14 to 1/31/14 | \$0.00 | \$0.04 | \$0.00 |
| 3/3/14 | Cash Receipt of Dividend Earned on Federated Govt Obl Fund-Inst SHS Dividend from 2/1/14 to 2/28/14 | \$0.00 | \$0.04 | \$0.00 |
| 3/26/14 | Cash Receipt of Interest Earned on Vodafone Group 5 375% 1/30/15 \$0.008361/\$1 PV on 20,000 Par Value Due 3/26/14 | \$0.00 | \$167.22 | \$0.00 |
| 4/1/14 | Cash Receipt of Dividend Earned on Federated Govt Obl Fund-Inst SHS Dividend from 3/1/14 to 3/31/14 | \$0.00 | \$0.08 | \$0.00 |
| 5/1/14 | Cash Receipt of Dividend Earned on Federated Govt Obl Fund-Inst SHS Dividend from 4/1/14 to 4/30/14 | \$0.00 | \$0.04 | \$0.00 |
| 6/2/14 | Cash Receipt of Dividend Earned on Federated Govt Obl Fund-Inst SHS Dividend from 5/1/14 to 5/31/14 | \$0.00 | \$0.04 | \$0.00 |
| 7/1/14 | Cash Receipt of Dividend Earned on Federated Govt Obl Fund-Inst SHS Dividend from 6/1/14 to 6/30/14 | \$0.00 | \$0.04 | \$0.00 |
| 8/1/14 | Cash Receipt of Dividend Earned on Federated Govt Obl Fund-Inst SHS Dividend from 7/1/14 to 7/31/14 | \$0.00 | \$0.04 | \$0.00 |
| 9/2/14 | Cash Receipt of Dividend Earned on Federated Govt Obl Fund-Inst SHS Dividend from 8/1/14 to 8/31/14 | \$0.00 | \$0.02 | \$0.00 |

Transaction Detail Section (continued)**Statement of Value and Activity**

January 1, 2014 - December 31, 2014

| <i>Date</i> | <i>Transaction Description</i> | <i>Principal Cash</i> | <i>Income Cash</i> | <i>Tax Cost</i> |
|-------------|---|-----------------------|--------------------|-----------------|
| 10/1/14 | Cash Receipt of Dividend Earned on Federated Govt Obl Fund-Inst SHS Dividend from 9/1/14 to 9/30/14 | \$0.00 | \$0 03 | \$0 00 |
| 11/3/14 | Cash Receipt of Dividend Earned on Federated Govt Obl Fund-Inst SHS Dividend from 10/1/14 to 10/31/14 | \$0.00 | \$0 02 | \$0 00 |
| | | <hr/> | <hr/> | |
| | | \$0.00 | \$705.12 | |
| | Dividend Income | | | |
| 1/2/14 | Cash Receipt of Dividend Earned on Dreyfus Bd Mkt Index-Basic CL #710 Dividend from 12/1/13 to 12/31/13 | \$0.00 | \$97 34 | \$0 00 |
| 1/2/14 | Cash Receipt of Dividend Earned on Janus Invst Fd Dividend from 12/1/13 to 12/31/13 | \$0 00 | \$109 48 | \$0 00 |
| 1/2/14 | Cash Receipt of Dividend Earned on JPMorgan Core Bond Fund \$0.032/Unit on 2,124.751 Units Due 1/2/14 | \$0.00 | \$67.99 | \$0 00 |
| 1/2/14 | Cash Receipt of Dividend Earned on JPMorgan High Yield Bond Fund \$0 048/Unit on 2,077 244 Units Due 1/2/14 | \$0 00 | \$99 71 | \$0 00 |
| 1/2/14 | Cash Receipt of Dividend Earned on MFS Research Bond Fd CL I Dividend from 12/1/13 to 12/31/13 | \$0.00 | \$130.07 | \$0.00 |
| 1/2/14 | Cash Receipt of Dividend Earned on T Rowe Price Short Term Bond Fund-Ad Dividend from 12/1/13 to 12/31/13 | \$0.00 | \$24 80 | \$0 00 |

Transaction Detail Section (continued)**Statement of Value and Activity**

January 1, 2014 - December 31, 2014

| <i>Date</i> | <i>Transaction Description</i> | <i>Principal Cash</i> | <i>Income Cash</i> | <i>Tax Cost</i> |
|-------------|---|-----------------------|--------------------|-----------------|
| 1/28/14 | Cash Receipt of Dividend Earned on Baird Short Term Bond Fd Instl CL \$0.010366/Unit on 1,805 758 Units Due 1/28/14 | \$0.00 | \$18.72 | \$0.00 |
| 2/3/14 | Cash Receipt of Dividend Earned on Dreyfus Bd Mkt Index-Basic CL #710 Dividend from 1/1/14 to 1/31/14 | \$0.00 | \$93.59 | \$0.00 |
| 2/3/14 | Cash Receipt of Dividend Earned on Janus Flex Bond Fund CL I Dividend from 1/1/14 to 1/31/14 | \$0.00 | \$100.66 | \$0.00 |
| 2/3/14 | Cash Receipt of Dividend Earned on JPMorgan Core Bond Fund \$0.022/Unit on 2,124.751 Units Due 2/3/14 | \$0.00 | \$46.74 | \$0.00 |
| 2/3/14 | Cash Receipt of Dividend Earned on JPMorgan High Yield Bond Fund \$0.035/Unit on 2,077 244 Units Due 2/3/14 | \$0.00 | \$72.70 | \$0.00 |
| 2/3/14 | Cash Receipt of Dividend Earned on MFS Research Bond Fd CL I Dividend from 1/1/14 to 1/31/14 | \$0.00 | \$132.25 | \$0.00 |
| 2/3/14 | Cash Receipt of Dividend Earned on T Rowe Price Short Term Bond Fund-Ad Dividend from 1/1/14 to 1/31/14 | \$0.00 | \$25.38 | \$0.00 |
| 2/26/14 | Cash Receipt of Dividend Earned on Baird Short Term Bond Fd Instl CL \$0.013901/Unit on 2,165 471 Units Due 2/26/14 | \$0.00 | \$30.10 | \$0.00 |
| 3/3/14 | Cash Receipt of Dividend Earned on Dreyfus Bd Mkt Index-Basic CL #710 Dividend from 2/1/14 to 2/28/14 | \$0.00 | \$88.08 | \$0.00 |
| 3/3/14 | Cash Receipt of Dividend Earned on Janus Flex Bond Fund CL I Dividend from 2/1/14 to 2/28/14 | \$0.00 | \$101.50 | \$0.00 |

Transaction Detail Section (continued)**Statement of Value and Activity**

January 1, 2014 - December 31, 2014

| <i>Date</i> | <i>Transaction Description</i> | <i>Principal Cash</i> | <i>Income Cash</i> | <i>Tax Cost</i> |
|-------------|---|-----------------------|--------------------|-----------------|
| 3/3/14 | Cash Receipt of Dividend Earned on JPMorgan Core Bond Fund \$0.023/Unit on 2,124.751 Units Due 3/3/14 | \$0.00 | \$48.87 | \$0.00 |
| 3/3/14 | Cash Receipt of Dividend Earned on JPMorgan High Yield Bond Fund \$0.036/Unit on 2,077.244 Units Due 3/3/14 | \$0.00 | \$74.78 | \$0.00 |
| 3/3/14 | Cash Receipt of Dividend Earned on MFS Research Bond Fd CL I Dividend from 2/1/14 to 2/28/14 | \$0.00 | \$132.38 | \$0.00 |
| 3/3/14 | Cash Receipt of Dividend Earned on T Rowe Price Short Term Bond Fund-Ad Dividend from 2/1/14 to 2/28/14 | \$0.00 | \$28.54 | \$0.00 |
| 3/17/14 | Cash Receipt of Dividend Earned on American Mutual Fund Inc CL F \$0.1643/Unit on 1,161.6 Units Due 3/17/14 | \$0.00 | \$190.85 | \$0.00 |
| 3/17/14 | Cash Receipt of Dividend Earned on Capital Wld Grth & Inc Fd CL F2 \$0.1986/Unit on 731.146 Units Due 3/17/14 | \$0.00 | \$145.21 | \$0.00 |
| 3/26/14 | Cash Receipt of Dividend Earned on Baird Short Term Bond Fd Instl CL \$0.012824/Unit on 2,165.471 Units Due 3/26/14 | \$0.00 | \$27.77 | \$0.00 |
| 3/27/14 | Cash Receipt of Dividend Earned on American Cap World Bond F2 \$0.0953/Unit on 1,408.917 Units Due 3/27/14 | \$0.00 | \$134.27 | \$0.00 |
| 3/27/14 | Cash Receipt of Dividend Earned on Dodge & Cox Income Fd \$0.11/Unit on 1,638.124 Units Due 3/27/14 | \$0.00 | \$180.19 | \$0.00 |
| 3/28/14 | Cash Receipt of Dividend Earned on MFS Value Fd CL I \$0.25102/Unit on 1,343.709 Units Due 3/27/14 | \$0.00 | \$337.30 | \$0.00 |

Transaction Detail Section (continued)**Statement of Value and Activity**

January 1, 2014 - December 31, 2014

| <i>Date</i> | <i>Transaction Description</i> | <i>Principal Cash</i> | <i>Income Cash</i> | <i>Tax Cost</i> |
|-------------|---|-----------------------|--------------------|-----------------|
| 3/28/14 | Cash Receipt of Dividend Earned on T Rowe Price Equity Inc ADV Fd \$0.17/Unit on 1,179.817 Units Due 3/28/14 | \$0.00 | \$200.57 | \$0.00 |
| 3/31/14 | Cash Receipt of Dividend Earned on Federated Strategic Val Div Is \$0.0167/Unit on 2,551.02 Units Due 3/31/14 | \$0.00 | \$42.60 | \$0.00 |
| 4/1/14 | Cash Receipt of Dividend Earned on Dreyfus Bd Mkt Index-Basic CL #710 Dividend from 3/1/14 to 3/31/14 | \$0.00 | \$95.21 | \$0.00 |
| 4/1/14 | Cash Receipt of Dividend Earned on Janus Short-Term Bond Fund-I Dividend from 3/1/14 to 3/31/14 | \$0.00 | \$3.99 | \$0.00 |
| 4/1/14 | Cash Receipt of Dividend Earned on Janus Flex Bond Fund CL I Dividend from 3/1/14 to 3/31/14 | \$0.00 | \$75.50 | \$0.00 |
| 4/1/14 | Cash Receipt of Dividend Earned on JPMorgan Core Bond Fund \$0.026/Unit on 5,561.177 Units Due 4/1/14 | \$0.00 | \$144.59 | \$0.00 |
| 4/1/14 | Cash Receipt of Dividend Earned on JPMorgan High Yield Bond Fund \$0.042/Unit on 2,077.244 Units Due 4/1/14 | \$0.00 | \$87.24 | \$0.00 |
| 4/1/14 | Cash Receipt of Dividend Earned on MFS Research Bond Fd CL I Dividend from 3/1/14 to 3/31/14 | \$0.00 | \$115.33 | \$0.00 |
| 4/1/14 | Cash Receipt of Dividend Earned on T Rowe Price International Bond Fund Dividend from 3/1/14 to 3/31/14 | \$0.00 | \$0.70 | \$0.00 |
| 4/1/14 | Cash Receipt of Dividend Earned on T Rowe Price Short Term Bond Fund-Ad Dividend from 3/1/14 to 3/31/14 | \$0.00 | \$29.41 | \$0.00 |

Transaction Detail Section (continued)**Statement of Value and Activity**

January 1, 2014 - December 31, 2014

| <i>Date</i> | <i>Transaction Description</i> | <i>Principal Cash</i> | <i>Income Cash</i> | <i>Tax Cost</i> |
|-------------|--|-----------------------|--------------------|-----------------|
| 4/17/14 | Cash Receipt of Dividend Earned on BlackRock Equity Divid Instl CL \$0.128246/Unit on 1,278,347 Units Due 4/17/14 | \$0.00 | \$163.94 | \$0.00 |
| 4/28/14 | Cash Receipt of Dividend Earned on Baird Aggregate Bond Fund Instl CL \$0.027613/Unit on 4,721,436 Units Due 4/28/14 | \$0.00 | \$130.37 | \$0.00 |
| 4/30/14 | Cash Receipt of Dividend Earned on Federated Strategic Val Div Is \$0.006/Unit on 2,551.02 Units Due 4/30/14 | \$0.00 | \$15.31 | \$0.00 |
| 5/1/14 | Cash Receipt of Dividend Earned on Dreyfus Bd Mkt Index-Basic CL #710 Dividend from 4/1/14 to 4/30/14 | \$0.00 | \$112.40 | \$0.00 |
| 5/1/14 | Cash Receipt of Dividend Earned on Janus Short-Term Bond Fund-I Dividend from 4/1/14 to 4/30/14 | \$0.00 | \$33.47 | \$0.00 |
| 5/1/14 | Cash Receipt of Dividend Earned on JPMorgan Core Bond Fund \$0.022/Unit on 5,561,177 Units Due 5/1/14 | \$0.00 | \$122.35 | \$0.00 |
| 5/1/14 | Cash Receipt of Dividend Earned on JPMorgan High Yield Bond Fund \$0.036/Unit on 2,077,244 Units Due 5/1/14 | \$0.00 | \$74.78 | \$0.00 |
| 5/1/14 | Cash Receipt of Dividend Earned on T Rowe Price International Bond Fund Dividend from 4/1/14 to 4/30/14 | \$0.00 | \$19.72 | \$0.00 |
| 5/1/14 | Cash Receipt of Dividend Earned on T Rowe Price Short Term Bond Fund-Ad Dividend from 4/1/14 to 4/30/14 | \$0.00 | \$30.91 | \$0.00 |
| 5/28/14 | Cash Receipt of Dividend Earned on Baird Aggregate Bond Fund Instl CL \$0.025504/Unit on 4,721,436 Units Due 5/28/14 | \$0.00 | \$120.42 | \$0.00 |

Transaction Detail Section (continued)**Statement of Value and Activity**

January 1 2014 - December 31, 2014

| <i>Date</i> | <i>Transaction Description</i> | <i>Principal Cash</i> | <i>Income Cash</i> | <i>Tax Cost</i> |
|-------------|--|-----------------------|--------------------|-----------------|
| 5/30/14 | Cash Receipt of Dividend Earned on Federated Strategic Val Div Is \$0.0211/Unit on 2,551.02 Units Due 5/30/14 | \$0.00 | \$53.83 | \$0.00 |
| 6/2/14 | Cash Receipt of Dividend Earned on Dreyfus Bd Mkt Index-Basic CL #710 Dividend from 5/1/14 to 5/31/14 | \$0.00 | \$109.65 | \$0.00 |
| 6/2/14 | Cash Receipt of Dividend Earned on Janus Short-Term Bond Fund-I Dividend from 5/1/14 to 5/31/14 | \$0.00 | \$37.31 | \$0.00 |
| 6/2/14 | Cash Receipt of Dividend Earned on JPMorgan Core Bond Fund \$0.025/Unit on 5,561.177 Units Due 6/2/14 | \$0.00 | \$139.03 | \$0.00 |
| 6/2/14 | Cash Receipt of Dividend Earned on JPMorgan High Yield Bond Fund \$0.035/Unit on 2,077.244 Units Due 6/2/14 | \$0.00 | \$72.70 | \$0.00 |
| 6/2/14 | Cash Receipt of Dividend Earned on T Rowe Price International Bond Fund Dividend from 5/1/14 to 5/31/14 | \$0.00 | \$18.54 | \$0.00 |
| 6/2/14 | Cash Receipt of Dividend Earned on T Rowe Price Short Term Bond Fund-Ad Dividend from 5/1/14 to 5/31/14 | \$0.00 | \$34.09 | \$0.00 |
| 6/16/14 | Cash Receipt of Dividend Earned on American Mutual Fund Inc CL F \$0.1669/Unit on 873.913 Units Due 6/16/14 | \$0.00 | \$145.86 | \$0.00 |
| 6/23/14 | Cash Receipt of Dividend Earned on Virtus Real Estate Fund Class I \$0.133/Unit on 282.965 Units Due 6/20/14 | \$0.00 | \$37.63 | \$0.00 |
| 6/26/14 | Cash Receipt of Dividend Earned on Baird Aggregate Bond Fund Instl CL \$0.027679/Unit on 4,721.436 Units Due 6/26/14 | \$0.00 | \$130.68 | \$0.00 |

Transaction Detail Section (continued)**Statement of Value and Activity**

January 1, 2014 - December 31, 2014

| <i>Date</i> | <i>Transaction Description</i> | <i>Principal Cash</i> | <i>Income Cash</i> | <i>Tax Cost</i> |
|-------------|--|-----------------------|--------------------|-----------------|
| 6/26/14 | Cash Receipt of Dividend Earned on Dodge & Cox Income Fd \$0.10/Unit on 3,468.083 Units Due 6/26/14 | \$0.00 | \$346.81 | \$0.00 |
| 6/27/14 | Cash Receipt of Dividend Earned on MFS Value Fd CL I \$0.16651/Unit on 1,343.709 Units Due 6/26/14 | \$0.00 | \$223.74 | \$0.00 |
| 6/27/14 | Cash Receipt of Dividend Earned on T Rowe Price Equity Inc ADV Fd \$0.13/Unit on 1,179.817 Units Due 6/27/14 | \$0.00 | \$153.38 | \$0.00 |
| 6/30/14 | Cash Receipt of Dividend Earned on Federated Strategic Val Div Is \$0.0288/Unit on 2,551.02 Units Due 6/30/14 | \$0.00 | \$73.47 | \$0.00 |
| 7/1/14 | Cash Receipt of Dividend Earned on Dreyfus Bd Mkt Index-Basic CL #710 Dividend from 6/1/14 to 6/30/14 | \$0.00 | \$113.38 | \$0.00 |
| 7/1/14 | Cash Receipt of Dividend Earned on Janus Short-Term Bond Fund-I Dividend from 6/1/14 to 6/30/14 | \$0.00 | \$39.19 | \$0.00 |
| 7/1/14 | Cash Receipt of Dividend Earned on JPMorgan Core Bond Fund \$0.028/Unit on 5,561.177 Units Due 7/1/14 | \$0.00 | \$155.71 | \$0.00 |
| 7/1/14 | Cash Receipt of Dividend Earned on JPMorgan High Yield Bond Fund \$0.037/Unit on 2,077.244 Units Due 7/1/14 | \$0.00 | \$76.86 | \$0.00 |
| 7/1/14 | Cash Receipt of Dividend Earned on T Rowe Price International Bond Fund Dividend from 6/1/14 to 6/30/14 | \$0.00 | \$21.43 | \$0.00 |
| 7/1/14 | Cash Receipt of Dividend Earned on T Rowe Price Short Term Bond Fund-Ad Dividend from 6/1/14 to 6/30/14 | \$0.00 | \$29.99 | \$0.00 |

Transaction Detail Section (continued)**Statement of Value and Activity**

January 1, 2014 - December 31, 2014

| <i>Date</i> | <i>Transaction Description</i> | <i>Principal Cash</i> | <i>Income Cash</i> | <i>Tax Cost</i> |
|-------------|--|-----------------------|--------------------|-----------------|
| 7/18/14 | Cash Receipt of Dividend Earned on BlackRock Equity Divid Instl CL \$0.117418/Unit on 1,278,347 Units Due 7/18/14 | \$0.00 | \$150.10 | \$0.00 |
| 7/28/14 | Cash Receipt of Dividend Earned on Baird Aggregate Bond Fund Instl CL \$0.026179/Unit on 3,323,486 Units Due 7/28/14 | \$0.00 | \$87.01 | \$0.00 |
| 7/31/14 | Cash Receipt of Dividend Earned on Federated Strategic Val Div Is \$0.015/Unit on 2,551.02 Units Due 7/31/14 | \$0.00 | \$38.27 | \$0.00 |
| 8/1/14 | Cash Receipt of Dividend Earned on Dreyfus Bd Mkt Index-Basic CL #710 Dividend from 7/1/14 to 7/31/14 | \$0.00 | \$110.76 | \$0.00 |
| 8/1/14 | Cash Receipt of Dividend Earned on Janus Short-Term Bond Fund-I Dividend from 7/1/14 to 7/31/14 | \$0.00 | \$34.75 | \$0.00 |
| 8/1/14 | Cash Receipt of Dividend Earned on JPMorgan Core Bond Fund \$0.027/Unit on 5,561,177 Units Due 8/1/14 | \$0.00 | \$150.15 | \$0.00 |
| 8/1/14 | Cash Receipt of Dividend Earned on JPMorgan High Yield Bond Fund \$0.037/Unit on 2,077,244 Units Due 8/1/14 | \$0.00 | \$76.86 | \$0.00 |
| 8/1/14 | Cash Receipt of Dividend Earned on T Rowe Price International Bond Fund Dividend from 7/1/14 to 7/31/14 | \$0.00 | \$20.84 | \$0.00 |
| 8/1/14 | Cash Receipt of Dividend Earned on T Rowe Price Short Term Bond Fund-Ad Dividend from 7/1/14 to 7/31/14 | \$0.00 | \$29.60 | \$0.00 |
| 8/4/14 | Cash Receipt of Dividend Earned on Loomis Sayles INV Grade Bd Fd CL Y \$0.0404/Unit on 1,929,26 Units Due 8/4/14 | \$0.00 | \$77.94 | \$0.00 |

Transaction Detail Section (continued)**Statement of Value and Activity**

January 1, 2014 - December 31, 2014

| <i>Date</i> | <i>Transaction Description</i> | <i>Principal Cash</i> | <i>Income Cash</i> | <i>Tax Cost</i> |
|-------------|--|-----------------------|--------------------|-----------------|
| 8/26/14 | Cash Receipt of Dividend Earned on Baird Aggregate Bond Fund Instl CL \$0 022509/Unit on 3,323 486 Units Due 8/26/14 | \$0.00 | \$74.81 | \$0 00 |
| 8/29/14 | Cash Receipt of Dividend Earned on Federated Strategic Val Div Is \$0 0174/Unit on 2,551 02 Units Due 8/29/14 | \$0.00 | \$44.39 | \$0 00 |
| 9/2/14 | Cash Receipt of Dividend Earned on Dreyfus Bd Mkt Index-Basic CL #710 Dividend from 8/1/14 to 8/31/14 | \$0 00 | \$103 39 | \$0 00 |
| 9/2/14 | Cash Receipt of Dividend Earned on Janus Short-Term Bond Fund-I Dividend from 8/1/14 to 8/31/14 | \$0.00 | \$35 82 | \$0 00 |
| 9/2/14 | Cash Receipt of Dividend Earned on JPMorgan High Yield Bond Fund \$0 036/Unit on 2,077 244 Units Due 9/2/14 | \$0.00 | \$74.78 | \$0 00 |
| 9/2/14 | Cash Receipt of Dividend Earned on T Rowe Price International Bond Fund Dividend from 8/1/14 to 8/31/14 | \$0.00 | \$18 38 | \$0.00 |
| 9/3/14 | Cash Receipt of Dividend Earned on Loomis Sayles INV Grade Bd Fd CL Y \$0 0414/Unit on 1,929 26 Units Due 9/3/14 | \$0.00 | \$79 87 | \$0 00 |
| 9/3/14 | Cash Receipt of Dividend Earned on T Rowe Price Short Term Bond Fund Dividend from 8/1/14 to 8/31/14 | \$0.00 | \$14.87 | \$0 00 |
| 9/3/14 | Cash Receipt of Dividend Earned on T Rowe Price Short Term Bond Fund-Ad Dividend from 8/1/14 to 8/31/14 | \$0 00 | \$17 02 | \$0 00 |
| 9/22/14 | Cash Receipt of Dividend Earned on American Mutual Fund F2 \$0 2012/Unit on 870 761 Units Due 9/22/14 | \$0.00 | \$175 20 | \$0 00 |

Transaction Detail Section (continued)**Statement of Value and Activity**

January 1, 2014 - December 31 2014

| <i>Date</i> | <i>Transaction Description</i> | <i>Principal Cash</i> | <i>Income Cash</i> | <i>Tax Cost</i> |
|-------------|--|-----------------------|--------------------|-----------------|
| 9/22/14 | Cash Receipt of Dividend Earned on Capital Wld Grth & Inc Fd CL F2 \$0.1985/Unit on 509 907 Units Due 9/22/14 | \$0.00 | \$101.22 | \$0 00 |
| 9/23/14 | Cash Receipt of Dividend Earned on Virtus Real Estate Fund Class I \$0 135/Unit on 282 965 Units Due 9/22/14 | \$0.00 | \$38.20 | \$0 00 |
| 9/26/14 | Cash Receipt of Dividend Earned on Baird Aggregate Bond Fund Instl CL \$0.027237/Unit on 3,323 486 Units Due 9/26/14 | \$0.00 | \$90 52 | \$0 00 |
| 9/26/14 | Cash Receipt of Dividend Earned on Dodge & Cox Income Fd \$0.09/Unit on 3,468,083 Units Due 9/26/14 | \$0.00 | \$312.13 | \$0 00 |
| 9/26/14 | Cash Receipt of Dividend Earned on MFS Value Fd CL I \$0.19118/Unit on 1,286 238 Units Due 9/25/14 | \$0 00 | \$245 90 | \$0 00 |
| 9/29/14 | Cash Receipt of Dividend Earned on T Rowe Price Equity Income Fd \$0.14/Unit on 1,177 06 Units Due 9/29/14 | \$0.00 | \$164 79 | \$0 00 |
| 9/30/14 | Cash Receipt of Dividend Earned on Federated Strategic Val Div Is \$0 0171/Unit on 2,551 02 Units Due 9/30/14 | \$0 00 | \$43.62 | \$0 00 |
| 10/1/14 | Cash Receipt of Dividend Earned on Dreyfus Bd Mkt Index-Basic CL #710 Dividend from 9/1/14 to 9/30/14 | \$0.00 | \$117 90 | \$0 00 |
| 10/1/14 | Cash Receipt of Dividend Earned on JPMorgan Core Bond Fund \$0 024/Unit on 5,561,177 Units Due 10/1/14 | \$0.00 | \$133 47 | \$0 00 |
| 10/1/14 | Cash Receipt of Dividend Earned on JPMorgan High Yield Bond Fund \$0.035/Unit on 2,077 244 Units Due 10/1/14 | \$0.00 | \$72 70 | \$0 00 |

Transaction Detail Section (continued)**Statement of Value and Activity**

January 1, 2014 - December 31, 2014

| <i>Date</i> | <i>Transaction Description</i> | <i>Principal Cash</i> | <i>Income Cash</i> | <i>Tax Cost</i> |
|-------------|---|-----------------------|--------------------|-----------------|
| 10/1/14 | Cash Receipt of Dividend Earned on T Rowe Price International Bond Fund Dividend from 9/1/14 to 9/30/14 | \$0.00 | \$15.93 | \$0.00 |
| 10/1/14 | Cash Receipt of Dividend Earned on T Rowe Price Short Term Bond Fund Dividend from 9/1/14 to 9/30/14 | \$0.00 | \$32.13 | \$0.00 |
| 10/2/14 | Cash Receipt of Dividend Earned on Janus Short-Term Bond Fund-I Dividend from 9/1/14 to 9/30/14 | \$0.00 | \$33.88 | \$0.00 |
| 10/2/14 | Cash Receipt of Dividend Earned on Loomis Sayles INV Grade Bd Fd CL Y \$0.0378/Unit on 1,929.26 Units Due 10/2/14 | \$0.00 | \$72.93 | \$0.00 |
| 10/17/14 | Cash Receipt of Dividend Earned on BlackRock Equity Divd Instl CL \$0.126506/Unit on 1,673.292 Units Due 10/17/14 | \$0.00 | \$211.68 | \$0.00 |
| 10/28/14 | Cash Receipt of Dividend Earned on Baird Aggregate Bond Fund Instl CL \$0.022889/Unit on 3,323.486 Units Due 10/28/14 | \$0.00 | \$76.07 | \$0.00 |
| 10/31/14 | Cash Receipt of Dividend Earned on Federated Strategic Val Div Is \$0.0123/Unit on 2,551.02 Units Due 10/31/14 | \$0.00 | \$31.38 | \$0.00 |
| 11/3/14 | Cash Receipt of Dividend Earned on Dreyfus Bd Mkt Index-Basic CL #710 Dividend from 10/1/14 to 10/31/14 | \$0.00 | \$105.24 | \$0.00 |
| 11/3/14 | Cash Receipt of Dividend Earned on Janus Short-Term Bond Fund-I Dividend from 10/1/14 to 10/31/14 | \$0.00 | \$37.95 | \$0.00 |
| 11/3/14 | Cash Receipt of Dividend Earned on JPMorgan Core Bond Fund \$0.024/Unit on 5,561.177 Units Due 11/3/14 | \$0.00 | \$133.47 | \$0.00 |

Transaction Detail Section (continued)**Statement of Value and Activity**

January 1, 2014 - December 31, 2014

| Date | Transaction Description | Principal Cash | Income Cash | Tax Cost |
|-------------|---|-----------------------|--------------------|-----------------|
| 11/3/14 | Cash Receipt of Dividend Earned on JPMorgan High Yield Bond Fund \$0.036/Unit on 2,077.244 Units Due 11/3/14 | \$0.00 | \$74.78 | \$0.00 |
| 11/3/14 | Cash Receipt of Dividend Earned on T Rowe Price International Bond Fund Dividend from 10/1/14 to 10/31/14 | \$0.00 | \$17.79 | \$0.00 |
| 11/3/14 | Cash Receipt of Dividend Earned on T Rowe Price Short Term Bond Fund Dividend from 10/1/14 to 10/31/14 | \$0.00 | \$33.52 | \$0.00 |
| 11/4/14 | Cash Receipt of Dividend Earned on Loomis Sayles INV Grade Bd Fd CL Y \$0.0374/Unit on 1,929.26 Units Due 11/4/14 | \$0.00 | \$72.15 | \$0.00 |
| 11/26/14 | Cash Receipt of Dividend Earned on Baird Aggregate Bond Fund Instl CL \$0.02454/Unit on 3,323.486 Units Due 11/26/14 | \$0.00 | \$81.56 | \$0.00 |
| 11/28/14 | Cash Receipt of Dividend Earned on Federated Strategic Val Div Is \$0.0231/Unit on 2,551.02 Units Due 11/28/14 | \$0.00 | \$58.93 | \$0.00 |
| 12/1/14 | Cash Receipt of Dividend Earned on Dreyfus Bd Mkt Index-Basic CL #710 Dividend from 11/1/14 to 11/30/14 | \$0.00 | \$96.71 | \$0.00 |
| 12/1/14 | Cash Receipt of Dividend Earned on Janus Short-Term Bond Fund-I Dividend from 11/1/14 to 11/30/14 | \$0.00 | \$31.84 | \$0.00 |
| 12/1/14 | Cash Receipt of Dividend Earned on JPMorgan Core Bond Fund \$0.023/Unit on 5,561.177 Units Due 12/1/14 | \$0.00 | \$127.91 | \$0.00 |
| 12/1/14 | Cash Receipt of Dividend Earned on JPMorgan High Yield Bond Fund \$0.035/Unit on 2,077.244 Units Due 12/1/14 | \$0.00 | \$72.70 | \$0.00 |

Transaction Detail Section (continued)**Statement of Value and Activity**

January 1, 2014 - December 31, 2014

| <i>Date</i> | <i>Transaction Description</i> | <i>Principal Cash</i> | <i>Income Cash</i> | <i>Tax Cost</i> |
|-------------|--|-----------------------|--------------------|-----------------|
| 12/1/14 | Cash Receipt of Dividend Earned on T Rowe Price International Bond Fund Dividend from 11/1/14 to 11/30/14 | \$0.00 | \$14.21 | \$0.00 |
| 12/1/14 | Cash Receipt of Dividend Earned on T Rowe Price Short Term Bond Fund Dividend from 11/1/14 to 11/30/14 | \$0.00 | \$31.72 | \$0.00 |
| 12/2/14 | Cash Receipt of Dividend Earned on Loomis Sayles INV Grade Bd Fd CL Y \$0.0392/Unit on 1,929.26 Units Due 12/2/14 | \$0.00 | \$75.63 | \$0.00 |
| 12/5/14 | Cash Receipt of Dividend Earned on Goldman Sachs Mid Cap Equity CL I \$0.3995/Unit on 278.993 Units Due 12/5/14 | \$0.00 | \$111.46 | \$0.00 |
| 12/5/14 | Cash Receipt of Dividend Earned on Oppenheimer Rising Div-I \$0.06635/Unit on 1,768.034 Units Due 12/4/14 | \$0.00 | \$117.31 | \$0.00 |
| 12/8/14 | Cash Receipt of Dividend Earned on Delaware Select Growth Fd I \$0.216/Unit on 285.825 Units Due 12/8/14 | \$0.00 | \$61.74 | \$0.00 |
| 12/12/14 | Cash Receipt of Dividend Earned on MFS Value Fd CL I \$0.17971/Unit on 1,286.238 Units Due 12/11/14 | \$0.00 | \$231.15 | \$0.00 |
| 12/15/14 | Cash Receipt of Dividend Earned on BlackRock Equity Divid Instl CL \$0.117126/Unit on 1,673.292 Units Due 12/15/14 | \$0.00 | \$195.99 | \$0.00 |
| 12/17/14 | Cash Receipt of Dividend Earned on MFS Intl Value Fund CL I \$0.76923/Unit on 890.468 Units Due 12/16/14 | \$0.00 | \$684.97 | \$0.00 |
| 12/18/14 | Cash Receipt of Dividend Earned on Loomis Sayles INV Grade Bd Fd CL Y \$0.0737/Unit on 1,929.26 Units Due 12/18/14 | \$0.00 | \$142.19 | \$0.00 |

Transaction Detail Section (continued)**Statement of Value and Activity**

January 1, 2014 - December 31, 2014

| <i>Date</i> | <i>Transaction Description</i> | <i>Principal Cash</i> | <i>Income Cash</i> | <i>Tax Cost</i> |
|-------------|--|-----------------------|--------------------|-----------------|
| 12/19/14 | Cash Receipt of Dividend Earned on Harbor Cap Appreciation Instit CL \$0.04816/Unit on 246 284 Units Due 12/18/14 | \$0.00 | \$11.86 | \$0.00 |
| 12/22/14 | Cash Receipt of Dividend Earned on Dodge & Cox Income Fd \$0.087/Unit on 3,468 083 Units Due 12/22/14 | \$0.00 | \$301.72 | \$0 00 |
| 12/23/14 | Cash Receipt of Dividend Earned on Virtus Real Estate Fund Class I \$0.15/Unit on 350.863 Units Due 12/22/14 | \$0.00 | \$52.63 | \$0 00 |
| 12/24/14 | Cash Receipt of Dividend Earned on Federated Strategic Val Div Is \$0.0281/Unit on 2,665.318 Units Due 12/24/14 | \$0.00 | \$74.90 | \$0 00 |
| 12/29/14 | Cash Receipt of Dividend Earned on Baird Aggregate Bond Fund Instl CL \$0.030635/Unit on 3,323 486 Units Due 12/29/14 | \$0.00 | \$101 81 | \$0 00 |
| 12/29/14 | Cash Receipt of Dividend Earned on American Europacific Growth Fd CL F2 \$0.7887/Unit on 389 698 Units Due 12/29/14 | \$0.00 | \$307.35 | \$0 00 |
| 12/29/14 | Cash Receipt of Dividend Earned on American Funds New World Fund CL F2 \$0 6763/Unit on 69 78 Units Due 12/29/14 | \$0.00 | \$47 19 | \$0 00 |
| 12/31/14 | Cash Receipt of Dividend Earned on JPMorgan Core Bond Fund \$0 029/Unit on 5,568.161 Units Due 12/31/14 | \$0.00 | \$161.48 | \$0 00 |
| 12/31/14 | Cash Receipt of Dividend Earned on JPMorgan High Yield Bond Fund \$0.037/Unit on 2,123 395 Units Due 12/31/14 | \$0.00 | \$78 57 | \$0 00 |
| | | \$0.00 | \$13,129 05 | |

Transaction Detail Section (continued)**Statement of Value and Activity**

January 1 2014 - December 31, 2014

| <i>Date</i> | <i>Transaction Description</i> | <i>Principal Cash</i> | <i>Income Cash</i> | <i>Tax Cost</i> |
|-------------|--|-----------------------|--------------------|-----------------|
| | Other Receipts | | | |
| 1/14/14 | Cash Receipt 12B-1 Fee Offset T Rowe Price Equity Inc ADV Fd for The Month of 11/13 | \$7.76 | \$0.00 | \$0.00 |
| 1/14/14 | Cash Receipt 12B-1 Fee Offset T Rowe Price Short Term Bond Fund-Ad for The Month of 11/13 | \$6.09 | \$0.00 | \$0.00 |
| 1/14/14 | Cash Receipt 12B-1 Fee Offset American Amcap Fund CL F for 09/13 Thru 11/13 | \$28.39 | \$0.00 | \$0.00 |
| 1/14/14 | Cash Receipt 12B-1 Fee Offset American Mutual Fund Inc CL F for 09/13 Thru 11/13 | \$23.85 | \$0.00 | \$0.00 |
| 2/12/14 | Cash Receipt 12B-1 Fee Offset T Rowe Price Equity Inc ADV Fd for The Month of 12/13 | \$8.06 | \$0.00 | \$0.00 |
| 2/12/14 | Cash Receipt 12B-1 Fee Offset T Rowe Price Short Term Bond Fund-Ad for The Month of 12/13 | \$6.29 | \$0.00 | \$0.00 |
| 3/10/14 | Cash Receipt 12B-1 Fee Offset T Rowe Price Equity Inc ADV Fd for The Month of 01/14 | \$8.10 | \$0.00 | \$0.00 |

Transaction Detail Section (continued)**Statement of Value and Activity**

January 1, 2014 - December 31, 2014

| <i>Date</i> | <i>Transaction Description</i> | <i>Principal Cash</i> | <i>Income Cash</i> | <i>Tax Cost</i> |
|-------------|--|-----------------------|--------------------|-----------------|
| 3/10/14 | Cash Receipt 12B-1 Fee Offset T Rowe Price Short Term Bond Fund-Ad for The Month of 01/14 | \$6.29 | \$0 00 | \$0 00 |
| 3/26/14 | Accreted Discount on Vodafone Group 5 375% 1/30/15 Fed Basis Increased by \$900 20 to \$20,850.20 State Basis Increased by \$900 20 to \$20,850 20 3/26/14 Current Year Market Discount | \$0.00 | \$0.00 | \$900 20 |
| 4/9/14 | Cash Receipt 12B-1 Fee Offset American Amcap Fund CL F for 12/13 Thru 02/14 | \$30.04 | \$0.00 | \$0 00 |
| 4/9/14 | Cash Receipt 12B-1 Fee Offset American Mutual Fund Inc CL F for 12/13 Thru 02/14 | \$24.43 | \$0 00 | \$0 00 |
| 4/9/14 | Cash Receipt 12B-1 Fee Offset T Rowe Price Equity Inc ADV Fd for The Month of 02/14 | \$7.24 | \$0 00 | \$0 00 |
| 4/9/14 | Cash Receipt 12B-1 Fee Offset T Rowe Price Short Term Bond Fund-Ad for The Month of 02/14 | \$5.69 | \$0.00 | \$0 00 |
| 5/8/14 | Cash Receipt 12B-1 Fee Offset T Rowe Price Equity Inc ADV Fd for The Month of 03/14 | \$8.20 | \$0.00 | \$0.00 |

Transaction Detail Section (continued)**Statement of Value and Activity**

January 1, 2014 - December 31, 2014

| <i>Date</i> | <i>Transaction Description</i> | <i>Principal Cash</i> | <i>Income Cash</i> | <i>Tax Cost</i> |
|-------------|--|-----------------------|--------------------|-----------------|
| 5/8/14 | Cash Receipt 12B-1 Fee Offset T Rowe Price Short Term Bond Fund-Ad for The Month of 03/14 | \$6.29 | \$0.00 | \$0.00 |
| 6/9/14 | Cash Receipt 12B-1 Fee Offset T Rowe Price Equity Inc ADV Fd for The Month of 04/14 | \$8.00 | \$0.00 | \$0.00 |
| 6/9/14 | Cash Receipt 12B-1 Fee Offset T Rowe Price Short Term Bond Fund-Ad for The Month of 04/14 | \$6.09 | \$0.00 | \$0.00 |
| 7/11/14 | Cash Receipt 12B-1 Fee Offset American Amcap Fund CL F for 03/14 Thru 05/14 | \$24.97 | \$0.00 | \$0.00 |
| 7/11/14 | Cash Receipt 12B-1 Fee Offset American Mutual Fund Inc CL F for 03/14 Thru 05/14 | \$21.13 | \$0.00 | \$0.00 |
| 7/11/14 | Cash Receipt 12B-1 Fee Offset T Rowe Price Equity Inc ADV Fd for The Month of 05/14 | \$8.36 | \$0.00 | \$0.00 |
| 7/11/14 | Cash Receipt 12B-1 Fee Offset T Rowe Price Short Term Bond Fund-Ad for The Month of 05/14 | \$6.30 | \$0.00 | \$0.00 |
| 8/14/14 | Cash Receipt 12B-1 Fee Offset T Rowe Price Equity Inc ADV Fd for The Month of 06/14 | \$8.32 | \$0.00 | \$0.00 |

Transaction Detail Section (continued)**Statement of Value and Activity**

January 1 2014 - December 31, 2014

| <i>Date</i> | <i>Transaction Description</i> | <i>Principal Cash</i> | <i>Income Cash</i> | <i>Tax Cost</i> |
|-------------|--|-----------------------|--------------------|-----------------|
| 8/14/14 | Cash Receipt 12B-1 Fee Offset T Rowe Price Short Term Bond Fund-Ad for The Month of 06/14 | \$6.09 | \$0.00 | \$0.00 |
| 9/12/14 | Cash Receipt 12B-1 Fee Offset T Rowe Price Equity Inc ADV Fd for The Month of 07/14 | \$8.61 | \$0.00 | \$0.00 |
| 9/12/14 | Cash Receipt 12B-1 Fee Offset T Rowe Price Short Term Bond Fund-Ad for The Month of 07/14 | \$6.29 | \$0.00 | \$0.00 |
| 10/14/14 | Cash Receipt 12B-1 Fee Offset American Amcap Fund CL F for 06/14 Thru 08/14 | \$16.27 | \$0.00 | \$0.00 |
| 10/14/14 | Cash Receipt 12B-1 Fee Offset American Mutual Fund Inc CL F for 06/14 Thru 08/14 | \$13.98 | \$0.00 | \$0.00 |
| 10/14/14 | Cash Receipt 12B-1 Fee Offset T Rowe Price Equity Inc ADV Fd for The Month of 08/14 | \$4.88 | \$0.00 | \$0.00 |
| 10/14/14 | Cash Receipt 12B-1 Fee Offset T Rowe Price Short Term Bond Fund-Ad for The Month of 08/14 | \$3.65 | \$0.00 | \$0.00 |
| | | <hr/> | <hr/> | |
| | | \$319.66 | \$0.00 | |

Transaction Detail Section (continued)**Statement of Value and Activity**

January 1, 2014 - December 31, 2014

| <i>Date</i> | <i>Transaction Description</i> | <i>Principal Cash</i> | <i>Income Cash</i> | <i>Tax Cost</i> |
|-----------------------|---|-----------------------|--------------------|-----------------|
| Other Income | | | | |
| 6/16/14 | Cash Receipt of Dividend Earned on Capital Wld Grth & Inc Fd CL F2 \$0 4497/Unit on 509 907 Units Due 6/16/14 | \$0.00 | \$229.31 | \$0.00 |
| 9/3/14 | Cash Receipt of Dividend Earned on JPMorgan Core Bond Fund \$0 024/Unit on 5,561 177 Units Due 9/2/14 | \$0.00 | \$133.47 | \$0.00 |
| | | \$0.00 | \$362.78 | |
| Total Receipts | | \$20,633.00 | \$14,196.95 | |
| Distributions | | | | |
| 1/6/14 | Cash Disbursement Paid to Bethlehem Lutheran Church Income Distribution RE Monthly Income Distribution | \$0.00 | -\$2,496.27 | \$0.00 |
| 2/6/14 | Cash Disbursement Paid to Bethlehem Lutheran Church Income Distribution RE Monthly Income Distribution | \$0.00 | -\$599.45 | \$0.00 |
| 3/6/14 | Cash Disbursement Paid to Bethlehem Lutheran Church Income Distribution RE Monthly Income Distribution | \$0.00 | -\$81.63 | \$0.00 |
| 4/7/14 | Cash Disbursement Paid to Bethlehem Lutheran Church Income Distribution RE Monthly Income Distribution | \$0.00 | -\$1,297.36 | \$0.00 |

Transaction Detail Section (continued)**Statement of Value and Activity**

January 1, 2014 - December 31, 2014

| <i>Date</i> | <i>Transaction Description</i> | <i>Principal Cash</i> | <i>Income Cash</i> | <i>Tax Cost</i> |
|-------------|--|-----------------------|--------------------|-----------------|
| 5/6/14 | Cash Disbursement Paid to Bethlehem Lutheran Church Income Distribution RE: Monthly Income Distribution | \$0.00 | -\$273.06 | \$0.00 |
| 6/6/14 | Cash Disbursement Paid to Bethlehem Lutheran Church Income Distribution RE: Monthly Income Distribution | \$0.00 | -\$154.75 | \$0.00 |
| 7/7/14 | Cash Disbursement Paid to Bethlehem Lutheran Church Income Distribution RE: Monthly Income Distribution | \$0.00 | -\$1,342.29 | \$0.00 |
| 8/6/14 | Cash Disbursement Paid to Bethlehem Lutheran Church Income Distribution RE: Monthly Income Distribution | \$0.00 | -\$338.53 | \$0.00 |
| 9/8/14 | Cash Disbursement Paid to Bethlehem Lutheran Church Income Distribution RE: Monthly Income Distribution | \$0.00 | -\$164.01 | \$0.00 |
| 10/6/14 | Cash Disbursement Paid to Bethlehem Lutheran Church Income Distribution RE: Monthly Income Distribution | \$0.00 | -\$1,212.48 | \$0.00 |
| 11/6/14 | Cash Disbursement Paid to Bethlehem Lutheran Church Income Distribution RE: Monthly Income Distribution | \$0.00 | -\$361.39 | \$0.00 |

Transaction Detail Section (continued)**Statement of Value and Activity**

January 1, 2014 - December 31, 2014

| <i>Date</i> | <i>Transaction Description</i> | <i>Principal Cash</i> | <i>Income Cash</i> | <i>Tax Cost</i> |
|-------------|--|-----------------------|--------------------|-----------------|
| 12/8/14 | Cash Disbursement Paid to Bethlehem Lutheran Church Income Distribution RE: Monthly Income Distribution | \$0.00 | -\$383.35 | \$0.00 |
| | | \$0.00 | -\$8,704.57 | |
| | Fees | | | |
| 1/15/14 | 2009 Published Fee Collected Based on A Market Value of \$636,977.84 | -\$428.14 | \$0.00 | \$0.00 |
| 1/15/14 | 2009 Published Fee Collected Based on A Market Value of \$636,977.84 | \$0.00 | -\$428.13 | \$0.00 |
| 2/14/14 | 2009 Published Fee Collected Based on A Market Value of \$625,555.21 | -\$422.66 | \$0.00 | \$0.00 |
| 2/14/14 | 2009 Published Fee Collected Based on A Market Value of \$625,555.21 | \$0.00 | -\$422.66 | \$0.00 |
| 3/14/14 | 2009 Published Fee Collected Based on A Market Value of \$642,280.26 | -\$430.68 | \$0.00 | \$0.00 |
| 3/14/14 | 2009 Published Fee Collected Based on A Market Value of \$642,280.26 | \$0.00 | -\$430.67 | \$0.00 |
| 4/15/14 | 2009 Published Fee Collected Based on A Market Value of \$641,360.12 | -\$430.24 | \$0.00 | \$0.00 |
| 4/15/14 | 2009 Published Fee Collected Based on A Market Value of \$641,360.12 | \$0.00 | -\$430.23 | \$0.00 |
| 5/15/14 | 2009 Published Fee Collected Based on A Market Value of \$642,667.61 | -\$430.86 | \$0.00 | \$0.00 |
| 5/15/14 | 2009 Published Fee Collected Based on A Market Value of \$642,667.61 | \$0.00 | -\$430.86 | \$0.00 |
| 6/13/14 | 2009 Published Fee Collected Based on A Market Value of \$651,696.53 | -\$435.19 | \$0.00 | \$0.00 |
| 6/13/14 | 2009 Published Fee Collected Based on A Market Value of \$651,696.53 | \$0.00 | -\$435.19 | \$0.00 |

Transaction Detail Section (continued)**Statement of Value and Activity**

January 1, 2014 - December 31, 2014

| <i>Date</i> | <i>Transaction Description</i> | <i>Principal Cash</i> | <i>Income Cash</i> | <i>Tax Cost</i> |
|-------------|---|-----------------------|--------------------|-----------------|
| 7/15/14 | 2009 Published Fee Collected Based on A Market Value of \$657,130 75 | -\$437.79 | \$0.00 | \$0 00 |
| 7/15/14 | 2009 Published Fee Collected Based on A Market Value of \$657,130 75 | \$0.00 | -\$437.79 | \$0 00 |
| 8/15/14 | 2009 Published Fee Collected Based on A Market Value of \$646,746 78 | -\$432.82 | \$0.00 | \$0.00 |
| 8/15/14 | 2009 Published Fee Collected Based on A Market Value of \$646,746 78 | \$0.00 | -\$432.81 | \$0 00 |
| 9/15/14 | 2009 Published Fee Collected Based on A Market Value of \$657,708 87 | -\$438.07 | \$0 00 | \$0 00 |
| 9/15/14 | 2009 Published Fee Collected Based on A Market Value of \$657,708 87 | \$0 00 | -\$438 07 | \$0 00 |
| 10/15/14 | 2009 Published Fee Collected Based on A Market Value of \$646,431 48 | -\$432.67 | \$0.00 | \$0 00 |
| 10/15/14 | 2009 Published Fee Collected Based on A Market Value of \$646,431.48 | \$0.00 | -\$432 66 | \$0 00 |
| 11/14/14 | 2009 Published Fee Collected Based on A Market Value of \$654,713 56 | -\$436.64 | \$0.00 | \$0.00 |
| 11/14/14 | 2009 Published Fee Collected Based on A Market Value of \$654,713 56 | \$0.00 | -\$436.63 | \$0 00 |
| 12/15/14 | 2009 Published Fee Collected Based on A Market Value of \$662,332 06 | -\$440.29 | \$0.00 | \$0 00 |
| 12/15/14 | 2009 Published Fee Collected Based on A Market Value of \$662,332 06 | \$0.00 | -\$440.28 | \$0 00 |
| | | <hr/> -\$5,196.05 | <hr/> -\$5,195.98 | |
| | Administrative Expenses | | | |
| 3/27/14 | Cash Disbursement Paid to # 999999188 Prof Services-Trust Tax Prep 2013 Tax Prep Fee | \$0.00 | -\$250.00 | \$0 00 |

Transaction Detail Section (continued)**Statement of Value and Activity**

January 1, 2014 - December 31, 2014

| Date | Transaction Description | Principal Cash | Income Cash | Tax Cost |
|----------------------------|--|-----------------------|---------------------|-----------------|
| 3/27/14 | Cash Disbursement Paid to # 999999188 Prof Services-Trust Tax Prep 2013 Tax Prep Fee | -\$250.00 | \$0.00 | \$0 00 |
| | | -\$250.00 | -\$250 00 | |
| Total Disbursements | | -\$5,446.05 | -\$14,150.55 | |
| Security Purchases | | | | |
| | Combined Purchases for the Period 1/1/14 - 12/31/14 of Federated Govt Obli Fund-Inst SHS | -\$40,196.40 | \$0.00 | \$40,196 40 |
| 1/2/14 | Purchased 41.554 Units Janus Invt Fd @ \$10 37 through Reinvestment of Cap Gain Dist 12/31/13 | -\$430 92 | \$0.00 | \$430 92 |
| 1/9/14 | Purchased 515 996 Units of Baird Short Term Bond Fd Instl CL Trade Date 1/8/14 Theor Settlement Date 1/9/14 Taxable to Federal and State | -\$5,000.00 | \$0 00 | \$5,000 00 |
| 2/14/14 | 515 996 Units at \$9 69 Purchased 103.199 Units of American Europacific Growth Fd CL F2 Trade Date 2/13/14 Theor Settlement Date 2/14/14 Taxable to Federal and State 103 199 Units at \$48 45 | -\$5,000.00 | \$0.00 | \$5,000.00 |

Transaction Detail Section (continued)**Statement of Value and Activity**

January 1, 2014 - December 31, 2014

| <i>Date</i> | <i>Transaction Description</i> | <i>Principal Cash</i> | <i>Income Cash</i> | <i>Tax Cost</i> |
|-------------|--|-----------------------|--------------------|-----------------|
| 2/14/14 | Purchased 359.713 Units of Baird Short Term Bond Fd Instl CL Trade Date 2/13/14 Theor Settlement Date 2/14/14 Taxable to Federal and State 359.713 Units at \$9.73 | -\$3,500.00 | \$0.00 | \$3,500.00 |
| 3/27/14 | Purchased 5.142 Units Dodge & Cox Income Fd @ \$13.70 through Reinvestment of Cap Gain Dist 3/27/14 | -\$70.44 | \$0.00 | \$70.44 |
| 3/28/14 | Purchased 85.985 Units of American Funds New World Fund CL F2 Trade Date 3/27/14 Theor Settlement Date 3/28/14 Taxable to Federal and State 85.985 Units at \$58.15 | -\$5,000.00 | \$0.00 | \$5,000.00 |
| 3/28/14 | Purchased 191.681 Units of Delaware Select Growth Fd I Trade Date 3/27/14 Theor Settlement Date 3/28/14 Taxable to Federal and State 191.681 Units at \$52.17 | -\$10,000.00 | \$0.00 | \$10,000.00 |
| 3/28/14 | Purchased 2,551.02 Units of Federated Strategic Val Div Is Trade Date 3/27/14 Theor Settlement Date 3/28/14 Taxable to Federal and State 2,551.02 Units at \$5.88 | -\$15,000.00 | \$0.00 | \$15,000.00 |
| 3/28/14 | Purchased 444.84 Units of Invesco Sm Cap Equity Fund-Y Trade Date 3/27/14 Theor Settlement Date 3/28/14 Taxable to Federal and State 444.84 Units at \$16.86 | -\$7,500.00 | \$0.00 | \$7,500.00 |

Transaction Detail Section (continued)**Statement of Value and Activity**

January 1, 2014 - December 31, 2014

| <i>Date</i> | <i>Transaction Description</i> | <i>Principal Cash</i> | <i>Income Cash</i> | <i>Tax Cost</i> |
|-------------|---|-----------------------|--------------------|-----------------|
| 3/28/14 | Purchased 282 965 Units of Virtus Real Estate Fund Class I Trade Date 3/27/14 Theor Settlement Date 3/28/14 Taxable to Federal and State 282 965 Units at \$35 34 | -\$10,000.00 | \$0.00 | \$10,000.00 |
| 3/28/14 | Purchased 4,721 436 Units of Baird Aggregate Bond Fund Instl CL Trade Date 3/27/14 Theor Settlement Date 3/28/14 Taxable to Federal and State 4,721.436 Units at \$10.59 | -\$50,000.00 | \$0 00 | \$50,000 00 |
| 3/28/14 | Purchased 1,824 817 Units of Dodge & Cox Income Fd Trade Date 3/27/14 Theor Settlement Date 3/28/14 Taxable to Federal and State 1,824 817 Units at \$13 70 | -\$25,000.00 | \$0 00 | \$25,000 00 |
| 3/28/14 | Purchased 955.11 Units of Dreyfus Bd Mkt Index-Basic CL #710 Trade Date 3/27/14 Theor Settlement Date 3/28/14 Taxable to Federal and State 955 11 Units at \$10 47 | -\$10,000.00 | \$0 00 | \$10,000.00 |
| 3/28/14 | Purchased 3,436 426 Units of JPMorgan Core Bond Fund Trade Date 3/27/14 Theor Settlement Date 3/28/14 Taxable to Federal and State 3,436.426 Units at \$11 64 | -\$40,000.00 | \$0 00 | \$40,000 00 |

Transaction Detail Section (continued)**Statement of Value and Activity**

January 1, 2014 - December 31, 2014

| <i>Date</i> | <i>Transaction Description</i> | <i>Principal Cash</i> | <i>Income Cash</i> | <i>Tax Cost</i> |
|-------------|--|-----------------------|--------------------|-----------------|
| 3/28/14 | Purchased 8,957.655 Units of Janus Short-Term Bond Fund-I Trade Date 3/27/14 Theor Settlement Date 3/28/14 Taxable to Federal and State 8,957.655 Units at \$3.07 | -\$27,500.00 | \$0.00 | \$27,500.00 |
| 3/28/14 | Purchased 1,029.866 Units of T Rowe Price International Bond Fund Trade Date 3/27/14 Theor Settlement Date 3/28/14 Taxable to Federal and State 1,029.866 Units at \$9.71 | -\$10,000.00 | \$0.00 | \$10,000.00 |
| 6/16/14 | Purchased 40.583 Units American Amcap Fund CL F @ \$28.26 through Reinvestment of Cap Gain Dist 6/16/14 | -\$1,146.88 | \$0.00 | \$1,146.88 |
| 7/16/14 | Purchased 1,929.26 Units of Loomis Sayles INV Grade Bd Fd CL Y Trade Date 7/15/14 Theor Settlement Date 7/16/14 Taxable to Federal and State 1,929.26 Units at \$12.44 | -\$24,000.00 | \$0.00 | \$24,000.00 |
| 9/30/14 | Purchased 394.945 Units of BlackRock Equity Divid Instl CL Trade Date 9/29/14 Theor Settlement Date 9/30/14 Taxable to Federal and State 394.945 Units at \$25.32 | -\$10,000.00 | \$0.00 | \$10,000.00 |
| 9/30/14 | Purchased 94.144 Units of Delaware Select Growth Fd I Trade Date 9/29/14 Theor Settlement Date 9/30/14 Taxable to Federal and State 94.144 Units at \$53.11 | -\$5,000.00 | \$0.00 | \$5,000.00 |

Transaction Detail Section (continued)**Statement of Value and Activity**

January 1 2014 - December 31 2014

| <i>Date</i> | <i>Transaction Description</i> | <i>Principal Cash</i> | <i>Income Cash</i> | <i>Tax Cost</i> |
|-------------|---|-----------------------|--------------------|-----------------|
| 9/30/14 | Purchased 1,983.078 Units of Hartford Equity Income Fd CL Y Trade Date 9/29/14 Theor Settlement Date 9/30/14 Taxable to Federal and State 1,983.078 Units at \$18.91 | -\$37,500.00 | \$0.00 | \$37,500.00 |
| 9/30/14 | Purchased 1,768.034 Units of Oppenheimer Rising Div-I Trade Date 9/29/14 Theor Settlement Date 9/30/14 Taxable to Federal and State 1,768.034 Units at \$21.21 | -\$37,500.00 | \$0.00 | \$37,500.00 |
| 9/30/14 | Purchased 210.843 Units of Invesco Sm Cap Equity Fund-Y Trade Date 9/29/14 Theor Settlement Date 9/30/14 Taxable to Federal and State 210.843 Units at \$16.60 | -\$3,500.00 | \$0.00 | \$3,500.00 |
| 9/30/14 | Purchased 67.898 Units of Virtus Real Estate Fund Class I Trade Date 9/29/14 Theor Settlement Date 9/30/14 Taxable to Federal and State 67.898 Units at \$36.82 | -\$2,500.00 | \$0.00 | \$2,500.00 |
| 12/4/14 | Purchased 114.298 Units Federated Strategic Val Div Is @ \$6.07 through Reinvestment of Cap Gain Dist 12/4/14 | -\$693.79 | \$0.00 | \$693.79 |
| 12/5/14 | Purchased 57.306 Units Goldman Sachs Mid Cap Equity CL I @ \$41.23 through Reinvestment of Cap Gain Dist 12/5/14 | -\$2,362.71 | \$0.00 | \$2,362.71 |

Transaction Detail Section (continued)**Statement of Value and Activity**

January 1, 2014 - December 31, 2014

| <i>Date</i> | <i>Transaction Description</i> | <i>Principal Cash</i> | <i>Income Cash</i> | <i>Tax Cost</i> |
|-------------|--|-----------------------|--------------------|-----------------|
| 12/5/14 | Purchased 148.421 Units Oppenheimer Rising Div-I @ \$20.66 through Reinvestment of Cap Gain Dist 12/4/14 | -\$3,066.37 | \$0.00 | \$3,066.37 |
| 12/8/14 | Purchased 32.657 Units Delaware Select Growth Fd I @ \$50.58 through Reinvestment of Cap Gain Dist 12/8/14 | -\$1,651.78 | \$0.00 | \$1,651.78 |
| 12/12/14 | Purchased 34.084 Units MFS Value Fd CL I @ \$34.76 through Reinvestment of Cap Gain Dist 12/11/14 | -\$1,184.73 | \$0.00 | \$1,184.73 |
| 12/15/14 | Purchased 83.759 Units Invesco Sm Cap Equity Fund-Y @ \$14.92 through Reinvestment of Cap Gain Dist 12/12/14 | -\$1,249.69 | \$0.00 | \$1,249.69 |
| 12/15/14 | Purchased 75.874 Units BlackRock Equity Divd Instl CL @ \$24.16 through Reinvestment of Cap Gain Dist 12/15/14 | -\$1,833.11 | \$0.00 | \$1,833.11 |
| 12/15/14 | Purchased 6.984 Units JPMorgan Core Bond Fund @ \$11.80 through Reinvestment of Cap Gain Dist 12/15/14 | -\$82.41 | \$0.00 | \$82.41 |
| 12/15/14 | Purchased 46.151 Units JPMorgan High Yield Bond Fund @ \$7.50 through Reinvestment of Cap Gain Dist 12/15/14 | -\$346.13 | \$0.00 | \$346.13 |
| 12/16/14 | Purchased 56.034 Units Hartford Equity Income Fd CL Y @ \$18.55 through Reinvestment of Cap Gain Dist 12/16/14 | -\$1,039.43 | \$0.00 | \$1,039.43 |
| 12/17/14 | Purchased 10.262 Units MFS Intl Value Fund CL I @ \$34.16 through Reinvestment of Cap Gain Dist 12/16/14 | -\$350.55 | \$0.00 | \$350.55 |
| 12/18/14 | Purchased 18.965 Units Loomis Sayles INV Grade Bd Fd CL Y @ \$11.77 through Reinvestment of Cap Gain Dist 12/18/14 | -\$223.22 | \$0.00 | \$223.22 |

Transaction Detail Section (continued)**Statement of Value and Activity**

January 1, 2014 - December 31, 2014

| <i>Date</i> | <i>Transaction Description</i> | <i>Principal Cash</i> | <i>Income Cash</i> | <i>Tax Cost</i> |
|---------------------------------|---|-----------------------|--------------------|-----------------|
| 12/19/14 | Purchased 15.79 Units Harbor Cap Appreciation Instt CL @ \$58.74 through Reinvestment of Cap Gain Dist 12/18/14 | -\$927.53 | \$0.00 | \$927.53 |
| 12/22/14 | Purchased 77.25 Units Amcap Fund F-2 @ \$28.34 through Reinvestment of Cap Gain Dist 12/22/14 | -\$2,189.26 | \$0.00 | \$2,189.26 |
| 12/22/14 | Purchased 13.862 Units Dodge & Cox Income Fd @ \$13.76 through Reinvestment of Cap Gain Dist 12/22/14 | -\$190.74 | \$0.00 | \$190.74 |
| 12/23/14 | Purchased 38.688 Units Dreyfus Bd Mkt Index-Basic CL #710 @ \$10.56 through Reinvestment of Cap Gain Dist 12/22/14 | -\$408.55 | \$0.00 | \$408.55 |
| 12/23/14 | Purchased 16.708 Units Virtus Real Estate Fund Class I @ \$40.78 through Reinvestment of Cap Gain Dist 12/22/14 | -\$681.37 | \$0.00 | \$681.37 |
| 12/29/14 | Purchased 3.416 Units American Funds New World Fund CL F2 @ \$53.78 through Reinvestment of Cap Gain Dist 12/29/14 | -\$183.73 | \$0.00 | \$183.73 |
| Total Security Purchases | | -\$404,009.74 | \$0.00 | |
| Security Sales | | | | |
| | Combined Sales for the Period 1/1/14 - 12/31/14 of Federated Govt Oblt Fund-Inst SHS | \$40,629.36 | \$0.00 | -\$40,629.36 |
| 1/9/14 | Sold 302.572 Units of MFS Value Fd CL I Trade Date 1/8/14 Theor Settlement Date 1/9/14 Taxable to Federal and State 302.572 Units at \$33.17 | \$10,036.31 | \$0.00 | -\$4,140.50 |

Transaction Detail Section (continued)**Statement of Value and Activity**

January 1, 2014 - December 31, 2014

| <i>Date</i> | <i>Transaction Description</i> | <i>Principal Cash</i> | <i>Income Cash</i> | <i>Tax Cost</i> |
|-------------|---|-----------------------|--------------------|-----------------|
| 2/14/14 | Sold 221.85 Units of Oppenheimer Developing Mkt CL I Trade Date 2/13/14 Theor Settlement Date 2/14/14 Taxable to Federal and State 221.85 Units at \$35.50 | \$7,875.68 | \$0.00 | -\$7,539.57 |
| 3/26/14 | Full Call 20,000 S1 PV Vodafone Group 5 375% 1/30/15 on 03/26/14 at \$1.04251 Taxable to Federal and State Corporate Action ID. 48100 | \$20,850.20 | \$0.00 | -\$20,850.20 |
| 3/28/14 | Sold 541.321 Units of American Amcap Fund CL F Trade Date 3/27/14 Theor Settlement Date 3/28/14 Taxable to Federal and State 541.321 Units at \$27.64 | \$14,962.11 | \$0.00 | -\$10,009.03 |
| 3/28/14 | Sold 221.239 Units of Capital Wld Grth & Inc Fd CL F2 Trade Date 3/27/14 Theor Settlement Date 3/28/14 Taxable to Federal and State 221.239 Units at \$45.25 | \$10,011.06 | \$0.00 | -\$6,848.47 |
| 3/28/14 | Sold 3,676.458 Units of Janus Flex Bond Fund CL I Trade Date 3/27/14 Theor Settlement Date 3/28/14 Taxable to Federal and State 3,676.458 Units at \$10.50 | \$38,602.81 | \$0.00 | -\$38,930.92 |

Transaction Detail Section (continued)**Statement of Value and Activity**

January 1, 2014 - December 31, 2014

| <i>Date</i> | <i>Transaction Description</i> | <i>Principal Cash</i> | <i>Income Cash</i> | <i>Tax Cost</i> |
|-------------|---|-----------------------|--------------------|-----------------|
| 3/28/14 | Sold 4,358.828 Units of MFS Research Bond Fd CL I Trade Date 3/27/14 Theor. Settlement Date 3/28/14 Taxable to Federal and State 4,358.828 Units at \$10.84 | \$47,249.69 | \$0.00 | -\$40,722.11 |
| 3/28/14 | Sold 1,408.917 Units of American Cap World Bond F2 Trade Date 3/27/14 Theor. Settlement Date 3/28/14 Taxable to Federal and State 1,408.917 Units at \$20.56 | \$28,967.33 | \$0.00 | -\$26,390.73 |
| 3/28/14 | Sold 287.687 Units of American Mutual Fund Inc CL F Trade Date 3/27/14 Theor. Settlement Date 3/28/14 Taxable to Federal and State 287.687 Units at \$34.76 | \$10,000.00 | \$0.00 | -\$7,462.09 |
| 3/28/14 | Sold 553.59 Units of Lord Abbett S/C Value Ser-F Trade Date 3/27/14 Theor. Settlement Date 3/28/14 Taxable to Federal and State 553.59 Units at \$33.07 | \$18,307.22 | \$0.00 | -\$12,011.29 |
| 3/28/14 | Sold 2,165.471 Units of Baird Short Term Bond Fd Instl CL Trade Date 3/27/14 Theor. Settlement Date 3/28/14 Taxable to Federal and State 2,165.471 Units at \$9.71 | \$21,026.72 | \$0.00 | -\$21,023.52 |

Transaction Detail Section (continued)**Statement of Value and Activity**

January 1, 2014 - December 31, 2014

| <i>Date</i> | <i>Transaction Description</i> | <i>Principal Cash</i> | <i>Income Cash</i> | <i>Tax Cost</i> |
|-------------|---|-----------------------|--------------------|-----------------|
| 7/16/14 | Sold 57,471 Units of MFS Value Fd CL 1 Trade Date 7/15/14 Theor. Settlement Date 7/16/14 Taxable to Federal and State 57,471 Units at \$34.75 | \$1,997.12 | \$0.00 | -\$759.10 |
| 7/16/14 | Sold 79,444 Units of American Europacific Growth Fd CL F2 Trade Date 7/15/14 Theor. Settlement Date 7/16/14 Taxable to Federal and State 79,444 Units at \$50.28 | \$3,994.44 | \$0.00 | -\$3,256.41 |
| 7/16/14 | Sold 16,205 Units of American Funds New World Fund CL F2 Trade Date 7/15/14 Theor. Settlement Date 7/16/14 Taxable to Federal and State 16,205 Units at \$61.62 | \$998.55 | \$0.00 | -\$942.32 |
| 7/16/14 | Sold 176.16 Units of Invesco Sm Cap Equity Fund-Y Trade Date 7/15/14 Theor. Settlement Date 7/16/14 Taxable to Federal and State 176.16 Units at \$16.93 | \$2,982.39 | \$0.00 | -\$2,770.47 |
| 7/16/14 | Sold 1,397.95 Units of Baird Aggregate Bond Fund Instl CL Trade Date 7/15/14 Theor. Settlement Date 7/16/14 Taxable to Federal and State 1,397.95 Units at \$10.73 | \$15,000.00 | \$0.00 | -\$14,804.29 |

Transaction Detail Section (continued)**Statement of Value and Activity**

January 1, 2014 - December 31, 2014

| <i>Date</i> | <i>Transaction Description</i> | <i>Principal Cash</i> | <i>Income Cash</i> | <i>Tax Cost</i> |
|-----------------------------|--|-----------------------|--------------------|-----------------|
| 9/30/14 | Sold 870.761 Units of American Mutual Fund F2 Trade Date 9/29/14 Theor Settlement Date 9/30/14 Taxable to Federal and State 870.761 Units at \$36.68 | \$31,939.51 | \$0.00 | -\$21,639.96 |
| 9/30/14 | Sold 1,177.06 Units of T Rowe Price Equity Income Fd Trade Date 9/29/14 Theor Settlement Date 9/30/14 Taxable to Federal and State 1,177.06 Units at \$33.89 | \$39,890.56 | \$0.00 | -\$24,976.54 |
| 9/30/14 | Sold 509.907 Units of Capital Wld Grth & Inc Fd CL F2 Trade Date 9/29/14 Theor Settlement Date 9/30/14 Taxable to Federal and State 509.907 Units at \$46.47 | \$23,695.38 | \$0.00 | -\$15,349.95 |
| Total Security Sales | | \$389,016.44 | \$0.00 | |
| Other | | | | |
| 8/6/14 | Share Conversion Delivered 873.913 Units of American Mutual Fund Inc CL F Effective Date 08/04/14 | \$0.00 | \$0.00 | -\$21,639.96 |
| 8/6/14 | Share Conversion Received 870.761 Units of American Mutual Fund F2 Effective Date 08/04/14 Distribution 08/06/14 0.9963929 Units for Each Unit Held of American Mutual Fund Inc CL F | \$0.00 | \$0.00 | \$21,639.96 |

Transaction Detail Section (continued)**Statement of Value and Activity**

January 1, 2014 - December 31, 2014

| <i>Date</i> | <i>Transaction Description</i> | <i>Principal Cash</i> | <i>Income Cash</i> | <i>Tax Cost</i> |
|-------------|---|-----------------------|--------------------|-----------------|
| 8/6/14 | Share Conversion Delivered 1,300,893 Units of American Amcap Fund CL F Effective Date 08/04/14 | \$0.00 | \$0.00 | -\$24,369.83 |
| 8/6/14 | Share Conversion Received 1,290,837 Units of Amcap Fund F-2 Effective Date 08/04/14 Distribution 08/06/14 0.99226985 Units for Each Unit Held of American Amcap Fund CL F | \$0.00 | \$0.00 | \$24,369.83 |
| 8/21/14 | Share Conversion Delivered 1,179,817 Units of T Rowe Price Equity Inc ADV Fd Effective Date 08/19/14 | \$0.00 | \$0.00 | -\$24,976.54 |
| 8/21/14 | Share Conversion Received 1,177,06 Units of Rowe T Price Equity Income Fd Effective Date 08/19/14 Distribution 08/21/14 0.99766287 Units for Each Unit Held of T Rowe Price Equity Inc ADV Fd | \$0.00 | \$0.00 | \$24,976.54 |
| 8/21/14 | Share Conversion Delivered 6,183,63 Units of T Rowe Price Short Term Bond Fund-Ad Effective Date 08/19/14 | \$0.00 | \$0.00 | -\$30,000.00 |

Transaction Detail Section (continued)**Statement of Value and Activity**

January 1, 2014 - December 31, 2014

| <i>Date</i> | <i>Transaction Description</i> | <i>Principal Cash</i> | <i>Income Cash</i> | <i>Tax Cost</i> |
|-------------------------|--|-----------------------|--------------------|-----------------|
| 8/21/14 | Share Conversion Received 6,183.63 Units of T Rowe Price Short Term Bond Fund Effective Date 08/19/14 Distribution 08/21/14 1 Units for Each Unit Held of T Rowe Price Short Term Bond Fund-Ad | \$0.00 | \$0.00 | \$30,000.00 |
| Total Other | | \$0.00 | \$0.00 | |
| 12/31/14 Ending Balance | | -\$1,773.22 | \$2,013.27 | |

Pending Trades Section

Statement of Value and Activity

January 1, 2014 - December 31, 2014

No pending trades.