



See a Social Security Number? Say Something!
Report Privacy Problems to <https://public.resource.org/privacy>
Or call the IRS Identity Theft Hotline at 1-800-908-4490



Form **990-PF**

Department of the Treasury
Internal Revenue Service

Return of Private Foundation

or Section 4947(a)(1) Trust Treated as Private Foundation

Do not enter social security numbers on this form as it may be made public.

Information about Form 990-PF and its instructions is at www.irs.gov/form990pf.

OMB No 1545-0052

2014

Open to Public Inspection

For calendar year 2014, or tax year beginning 01-01-2014 , and ending 12-31-2014

Name of foundation ROTTMAN FAMILY CHARITABLE FOUNDATION		A Employer identification number 38-3566006	
% CAROL ROTTMAN		B Telephone number (see instructions) (616) 691-7672	
Number and street (or P O box number if mail is not delivered to street address) 1911 THORN RUN CT SE Suite		Room/suite	
City or town, state or province, and ZIP or foreign postal code GRAND RAPIDS, MI 49546		C If exemption application is pending, check here <input type="checkbox"/>	
G Check all that apply <div><input type="checkbox"/> Initial return <input type="checkbox"/> Final return <input type="checkbox"/> Address change</div> <div><input type="checkbox"/> Initial return of a former public charity <input type="checkbox"/> Amended return <input type="checkbox"/> Name change</div>		D 1. Foreign organizations, check here <input type="checkbox"/> 2. Foreign organizations meeting the 85% test, check here and attach computation <input type="checkbox"/>	
H Check type of organization <input checked="" type="checkbox"/> Section 501(c)(3) exempt private foundation <input type="checkbox"/> Section 4947(a)(1) nonexempt charitable trust <input type="checkbox"/> Other taxable private foundation		E If private foundation status was terminated under section 507(b)(1)(A), check here <input type="checkbox"/>	
I Fair market value of all assets at end of year (from Part II, col. (c), line 16) \$ 3,197,492		F If the foundation is in a 60-month termination under section 507(b)(1)(B), check here <input type="checkbox"/>	
J Accounting method <input checked="" type="checkbox"/> Cash <input type="checkbox"/> Accrual <input type="checkbox"/> Other (specify) _____ (Part I, column (d) must be on cash basis.)			

Part I Analysis of Revenue and Expenses (The total of amounts in columns (b), (c), and (d) may not necessarily equal the amounts in column (a) (see instructions))		(a) Revenue and expenses per books	(b) Net investment income	(c) Adjusted net income	(d) Disbursements for charitable purposes (cash basis only)
Revenue	1 Contributions, gifts, grants, etc , received (attach schedule)	0			
	2 Check <input type="checkbox"/> if the foundation is not required to attach Sch B				
	3 Interest on savings and temporary cash investments				
	4 Dividends and interest from securities.	78,071	69,144		
	5a Gross rents				
	b Net rental income or (loss) _____				
	6a Net gain or (loss) from sale of assets not on line 10	317,039			
	b Gross sales price for all assets on line 6a 1,673,797				
	7 Capital gain net income (from Part IV, line 2) . . .		318,354		
	8 Net short-term capital gain				
	9 Income modifications				
	10a Gross sales less returns and allowances				
	b Less Cost of goods sold				
	c Gross profit or (loss) (attach schedule)				
	11 Other income (attach schedule)	4,845	4,303		
	12 Total. Add lines 1 through 11	399,955	391,801		
Operating and Administrative Expenses	13 Compensation of officers, directors, trustees, etc	45,000			45,000
	14 Other employee salaries and wages				
	15 Pension plans, employee benefits				
	16a Legal fees (attach schedule)				
	b Accounting fees (attach schedule)	7,122	3,561	0	3,561
	c Other professional fees (attach schedule)				
	17 Interest				
	18 Taxes (attach schedule) (see instructions)	17,895	3,979		5,034
	19 Depreciation (attach schedule) and depletion . . .				
	20 Occupancy				
	21 Travel, conferences, and meetings				
	22 Printing and publications				
	23 Other expenses (attach schedule)	57,557	57,517		40
	24 Total operating and administrative expenses. Add lines 13 through 23	127,574	65,057	0	53,635
	25 Contributions, gifts, grants paid	305,000			305,000
	26 Total expenses and disbursements. Add lines 24 and 25	432,574	65,057	0	358,635
	27 Subtract line 26 from line 12				
	a Excess of revenue over expenses and disbursements	-32,619			
	b Net investment income (if negative, enter -0-)		326,744		
c Adjusted net income (if negative, enter -0-)					

Part II Balance Sheets		Attached schedules and amounts in the description column should be for end-of-year amounts only (See instructions)	Beginning of year	End of year	
			(a) Book Value	(b) Book Value	(c) Fair Market Value
Assets	1	Cash—non-interest-bearing	118,171	121,307	121,307
	2	Savings and temporary cash investments			
	3	Accounts receivable ▶ _____ Less allowance for doubtful accounts ▶ _____			
	4	Pledges receivable ▶ _____ Less allowance for doubtful accounts ▶ _____			
	5	Grants receivable			
	6	Receivables due from officers, directors, trustees, and other disqualified persons (attach schedule) (see instructions)	50,000	0	0
	7	Other notes and loans receivable (attach schedule) ▶ _____ Less allowance for doubtful accounts ▶ _____			
	8	Inventories for sale or use			
	9	Prepaid expenses and deferred charges			
	10a	Investments—U S and state government obligations (attach schedule)			
	b	Investments—corporate stock (attach schedule)			
	c	Investments—corporate bonds (attach schedule).			
	11	Investments—land, buildings, and equipment basis ▶ _____ Less accumulated depreciation (attach schedule) ▶ _____			
	12	Investments—mortgage loans			
	13	Investments—other (attach schedule)	2,495,610	2,511,651	3,076,185
	14	Land, buildings, and equipment basis ▶ _____ Less accumulated depreciation (attach schedule) ▶ _____			
15	Other assets (describe ▶ _____)				
16	Total assets (to be completed by all filers—see the instructions Also, see page 1, item I)	2,663,781	2,632,958	3,197,492	
Liabilities	17	Accounts payable and accrued expenses	895	0	
	18	Grants payable			
	19	Deferred revenue			
	20	Loans from officers, directors, trustees, and other disqualified persons			
	21	Mortgages and other notes payable (attach schedule)			
	22	Other liabilities (describe ▶ _____)			
	23	Total liabilities (add lines 17 through 22)	895	0	
Net Assets or Fund Balances	Foundations that follow SFAS 117, check here ▶ <input type="checkbox"/> and complete lines 24 through 26 and lines 30 and 31.				
	24	Unrestricted			
	25	Temporarily restricted			
	26	Permanently restricted			
	Foundations that do not follow SFAS 117, check here ▶ <input checked="" type="checkbox"/> and complete lines 27 through 31.				
	27	Capital stock, trust principal, or current funds			
	28	Paid-in or capital surplus, or land, bldg , and equipment fund			
	29	Retained earnings, accumulated income, endowment, or other funds	2,662,886	2,632,958	
	30	Total net assets or fund balances (see instructions)	2,662,886	2,632,958	
31	Total liabilities and net assets/fund balances (see instructions) . . .	2,663,781	2,632,958		

Part III Analysis of Changes in Net Assets or Fund Balances		
1	Total net assets or fund balances at beginning of year—Part II, column (a), line 30 (must agree with end-of-year figure reported on prior year’s return)	1 2,662,886
2	Enter amount from Part I, line 27a	2 -32,619
3	Other increases not included in line 2 (itemize) ▶ _____	3 2,691
4	Add lines 1, 2, and 3	4 2,632,958
5	Decreases not included in line 2 (itemize) ▶ _____	5
6	Total net assets or fund balances at end of year (line 4 minus line 5)—Part II, column (b), line 30 .	6 2,632,958

Part IV

Capital Gains and Losses for Tax on Investment Income

(a) List and describe the kind(s) of property sold (e g , real estate, 2-story brick warehouse, or common stock, 200 shs MLC Co)		(b) How acquired P—Purchase D—Donation	(c) Date acquired (mo , day, yr)	(d) Date sold (mo , day, yr)
1 a	FIDELITY 0497	P		
b	FIDELITY 5610	P		
c	FIDELITY 5610	P		
d	CAPITAL GAIN DIVIDENDS	P		
e				

(e) Gross sales price	(f) Depreciation allowed (or allowable)	(g) Cost or other basis plus expense of sale	(h) Gain or (loss) (e) plus (f) minus (g)
a 180,880		182,520	-1,640
b 505,910		508,563	-2,438
c 985,765		664,575	321,190
d			1,242
e			

Complete only for assets showing gain in column (h) and owned by the foundation on 12/31/69			(I) Gains (Col (h) gain minus col (k), but not less than -0-) or Losses (from col (h))
(i) F M V as of 12/31/69	(j) Adjusted basis as of 12/31/69	(k) Excess of col (i) over col (j), if any	
a			-1,640
b			-2,653
c			321,190
d			
e			

2	Capital gain net income or (net capital loss)	{ If gain, also enter in Part I, line 7 If (loss), enter -0- in Part I, line 7 }	2	318,354
3	Net short-term capital gain or (loss) as defined in sections 1222(5) and (6) If gain, also enter in Part I, line 8, column (c) (see instructions) If (loss), enter -0- in Part I, line 8 }		3	

Part V

Qualification Under Section 4940(e) for Reduced Tax on Net Investment Income

(For optional use by domestic private foundations subject to the section 4940(a) tax on net investment income)

If section 4940(d)(2) applies, leave this part blank

Was the foundation liable for the section 4942 tax on the distributable amount of any year in the base period? ☒ Yes ☐ No

If "Yes," the foundation does not qualify under section 4940(e) Do not complete this part

1 Enter the appropriate amount in each column for each year, see instructions before making any entries

(a) Base period years Calendar year (or tax year beginning in)	(b) Adjusted qualifying distributions	(c) Net value of noncharitable-use assets	(d) Distribution ratio (col (b) divided by col (c))
2013			
2012			
2011			
2010			
2009			

2	Total of line 1, column (d).	2	
3	Average distribution ratio for the 5-year base period—divide the total on line 2 by 5, or by the number of years the foundation has been in existence if less than 5 years	3	
4	Enter the net value of noncharitable-use assets for 2014 from Part X, line 5.	4	
5	Multiply line 4 by line 3.	5	
6	Enter 1% of net investment income (1% of Part I, line 27b).	6	
7	Add lines 5 and 6.	7	
8	Enter qualifying distributions from Part XII, line 4.	8	

If line 8 is equal to or greater than line 7, check the box in Part VI, line 1b, and complete that part using a 1% tax rate See
the Part VI instructions

Part VI

Excise Tax Based on Investment Income (Section 4940(a), 4940(b), 4940(e), or 4948—see page 18 of the instructions)

1a		Exempt operating foundations described in section 4940(d)(2), check here <input type="checkbox"/> and enter "N/A" on line 1			
b		Domestic foundations that meet the section 4940(e) requirements in Part V, check here <input type="checkbox"/> and enter 1% of Part I, line 27b		16,535	
c		All other domestic foundations enter 2% of line 27b. Exempt foreign organizations enter 4% of Part I, line 12, col. (b)			
2		Tax under section 511 (domestic section 4947(a)(1) trusts and taxable foundations only. Others enter -0-)		2	
3		Add lines 1 and 2.		36,535	
4		Subtitle A (income) tax (domestic section 4947(a)(1) trusts and taxable foundations only. Others enter -0-)		4	
5		Tax based on investment income. Subtract line 4 from line 3. If zero or less, enter -0-		56,535	
6		Credits/Payments			
a		2014 estimated tax payments and 2013 overpayment credited to 2014		6a	5,640
b		Exempt foreign organizations—tax withheld at source		6b	
c		Tax paid with application for extension of time to file (Form 8868)		6c	
d		Backup withholding erroneously withheld		6d	
7		Total credits and payments. Add lines 6a through 6d.		75,640	
8		Enter any penalty for underpayment of estimated tax. Check here <input type="checkbox"/> if Form 2220 is attached.		8	
9		Tax due. If the total of lines 5 and 8 is more than line 7, enter amount owed		9895	
10		Overpayment. If line 7 is more than the total of lines 5 and 8, enter the amount overpaid.		10	
11		Enter the amount of line 10 to be Credited to 2015 estimated tax Refunded		11	

Part VII-A

Statements Regarding Activities

1a	During the tax year, did the foundation attempt to influence any national, state, or local legislation or did it participate or intervene in any political campaign? <input type="checkbox"/>	1a	Yes	No
b	Did it spend more than \$100 during the year (either directly or indirectly) for political purposes (see Instructions for definition)? <i>If the answer is "Yes" to 1a or 1b, attach a detailed description of the activities and copies of any materials published or distributed by the foundation in connection with the activities.</i>	1b		No
c	Did the foundation file Form 1120-POL for this year?	1c		No
d	Enter the amount (if any) of tax on political expenditures (section 4955) imposed during the year: (1) On the foundation <input type="checkbox"/> \$ (2) On foundation managers <input type="checkbox"/> \$			
e	Enter the reimbursement (if any) paid by the foundation during the year for political expenditure tax imposed on foundation managers <input type="checkbox"/> \$			
2	Has the foundation engaged in any activities that have not previously been reported to the IRS? <i>If "Yes," attach a detailed description of the activities.</i>	2		No
3	Has the foundation made any changes, not previously reported to the IRS, in its governing instrument, articles of incorporation, or bylaws, or other similar instruments? <i>If "Yes," attach a conformed copy of the changes.</i> <input type="checkbox"/>	3		No
4a	Did the foundation have unrelated business gross income of \$1,000 or more during the year?	4a		No
b	If "Yes," has it filed a tax return on Form 990-T for this year?	4b		
5	Was there a liquidation, termination, dissolution, or substantial contraction during the year? <i>If "Yes," attach the statement required by General Instruction T.</i> <input type="checkbox"/>	5		No
6	Are the requirements of section 508(e) (relating to sections 4941 through 4945) satisfied either: • By language in the governing instrument, or • By state legislation that effectively amends the governing instrument so that no mandatory directions that conflict with the state law remain in the governing instrument?	6	Yes	
7	Did the foundation have at least \$5,000 in assets at any time during the year? <i>If "Yes," complete Part II, col. (c), and Part XV.</i>	7	Yes	
8a	Enter the states to which the foundation reports or with which it is registered (see instructions): <input type="checkbox"/> MI			
b	If the answer is "Yes" to line 7, has the foundation furnished a copy of Form 990-PF to the Attorney General (or designate) of each state as required by General Instruction G? <i>If "No," attach explanation.</i>	8b	Yes	
9	Is the foundation claiming status as a private operating foundation within the meaning of section 4942(j)(3) or 4942(j)(5) for calendar year 2014 or the taxable year beginning in 2014 (see instructions for Part XIV)? <i>If "Yes," complete Part XIV</i>	9		No
10	Did any persons become substantial contributors during the tax year? <i>If "Yes," attach a schedule listing their names and addresses.</i>	10		No

Part VII-A

Statements Regarding Activities *(continued)*

11	At any time during the year, did the foundation, directly or indirectly, own a controlled entity within the meaning of section 512(b)(13)? If "Yes," attach schedule (see instructions).	11		No
12	Did the foundation make a distribution to a donor advised fund over which the foundation or a disqualified person had advisory privileges? If "Yes," attach statement (see instructions)	12		No
13	Did the foundation comply with the public inspection requirements for its annual returns and exemption application?	13	Yes	
Website address				
14	The books are in care of CAROL ROTTMAN Telephone no (616) 691-7672 Located at 1911 THORN RUN CT SE GRAND RAPIDS MI ZIP+4 49546			
15	Section 4947(a)(1) nonexempt charitable trusts filing Form 990-PF in lieu of Form 1041 —Check here and enter the amount of tax-exempt interest received or accrued during the year.	15		
16	At any time during calendar year 2014, did the foundation have an interest in or a signature or other authority over a bank, securities, or other financial account in a foreign country?	16	Yes	No
See instructions for exceptions and filing requirements for FinCEN Form 114, Report of Foreign Bank and Financial Accounts (FBAR) If "Yes", enter the name of the foreign country				

Part VII-B

Statements Regarding Activities for Which Form 4720 May Be Required

File Form 4720 if any item is checked in the "Yes" column, unless an exception applies.			Yes	No
1a	During the year did the foundation (either directly or indirectly) (1) Engage in the sale or exchange, or leasing of property with a disqualified person? (2) Borrow money from, lend money to, or otherwise extend credit to (or accept it from) a disqualified person? (3) Furnish goods, services, or facilities to (or accept them from) a disqualified person? (4) Pay compensation to, or pay or reimburse the expenses of, a disqualified person? (5) Transfer any income or assets to a disqualified person (or make any of either available for the benefit or use of a disqualified person)? (6) Agree to pay money or property to a government official? (Exception. Check "No" if the foundation agreed to make a grant to or to employ the official for a period after termination of government service, if terminating within 90 days). b If any answer is "Yes" to 1a(1)–(6), did any of the acts fail to qualify under the exceptions described in Regulations section 53.4941(d)-3 or in a current notice regarding disaster assistance (see instructions)? Organizations relying on a current notice regarding disaster assistance check here. c Did the foundation engage in a prior year in any of the acts described in 1a, other than excepted acts, that were not corrected before the first day of the tax year beginning in 2014? 2 Taxes on failure to distribute income (section 4942) (does not apply for years the foundation was a private operating foundation defined in section 4942(j)(3) or 4942(j)(5)) a At the end of tax year 2014, did the foundation have any undistributed income (lines 6d and 6e, Part XIII) for tax year(s) beginning before 2014? If "Yes," list the years 20 , 20 , 20 , 20 b Are there any years listed in 2a for which the foundation is not applying the provisions of section 4942(a)(2) (relating to incorrect valuation of assets) to the year's undistributed income? (If applying section 4942(a)(2) to all years listed, answer "No" and attach statement—see instructions). c If the provisions of section 4942(a)(2) are being applied to any of the years listed in 2a, list the years here 3a Did the foundation hold more than a 2% direct or indirect interest in any business enterprise at any time during the year? b If "Yes," did it have excess business holdings in 2014 as a result of (1) any purchase by the foundation or disqualified persons after May 26, 1969, (2) the lapse of the 5-year period (or longer period approved by the Commissioner under section 4943(c)(7)) to dispose of holdings acquired by gift or bequest, or (3) the lapse of the 10-, 15-, or 20-year first phase holding period? (Use Schedule C, Form 4720, to determine if the foundation had excess business holdings in 2014.). 4a Did the foundation invest during the year any amount in a manner that would jeopardize its charitable purposes? b Did the foundation make any investment in a prior year (but after December 31, 1969) that could jeopardize its charitable purpose that had not been removed from jeopardy before the first day of the tax year beginning in 2014?			
		1b	Yes	
		1c		No
		2b		No
		3b		
		4a		No
		4b		No

Part VII-B

Statements Regarding Activities for Which Form 4720 May Be Required (continued)

5a	During the year did the foundation pay or incur any amount to			
	(1) Carry on propaganda, or otherwise attempt to influence legislation (section 4945(e))?	<input type="checkbox"/> Yes <input checked="" type="checkbox"/> No		
	(2) Influence the outcome of any specific public election (see section 4955), or to carry on, directly or indirectly, any voter registration drive?	<input type="checkbox"/> Yes <input checked="" type="checkbox"/> No		
	(3) Provide a grant to an individual for travel, study, or other similar purposes?	<input type="checkbox"/> Yes <input checked="" type="checkbox"/> No		
	(4) Provide a grant to an organization other than a charitable, etc , organization described in section 4945(d)(4)(A)? (see instructions).	<input type="checkbox"/> Yes <input checked="" type="checkbox"/> No		
	(5) Provide for any purpose other than religious, charitable, scientific, literary, or educational purposes, or for the prevention of cruelty to children or animals?	<input type="checkbox"/> Yes <input checked="" type="checkbox"/> No		
b	If any answer is "Yes" to 5a(1)–(5), did any of the transactions fail to qualify under the exceptions described in Regulations section 53.4945 or in a current notice regarding disaster assistance (see instructions)?		5b	
	Organizations relying on a current notice regarding disaster assistance check here.	<input checked="" type="checkbox"/>		
c	If the answer is "Yes" to question 5a(4), does the foundation claim exemption from the tax because it maintained expenditure responsibility for the grant?	<input type="checkbox"/> Yes <input type="checkbox"/> No		
	If "Yes," attach the statement required by Regulations section 53.4945–5(d).			
6a	Did the foundation, during the year, receive any funds, directly or indirectly, to pay premiums on a personal benefit contract?	<input type="checkbox"/> Yes <input checked="" type="checkbox"/> No		
b	Did the foundation, during the year, pay premiums, directly or indirectly, on a personal benefit contract?		6b	No
	If "Yes" to 6b, file Form 8870.			
7a	At any time during the tax year, was the foundation a party to a prohibited tax shelter transaction?	<input type="checkbox"/> Yes <input checked="" type="checkbox"/> No		
b	If yes, did the foundation receive any proceeds or have any net income attributable to the transaction?		7b	

Part VIII

Information About Officers, Directors, Trustees, Foundation Managers, Highly Paid Employees, and Contractors

1 List all officers, directors, trustees, foundation managers and their compensation (see instructions).				
(a) Name and address	(b) Title, and average hours per week devoted to position	(c) Compensation (If not paid, enter -0-)	(d) Contributions to employee benefit plans and deferred compensation	(e) Expense account, other allowances
CAROL ROTTMAN 1911 THORN RUN CT SE GRAND RAPIDS, MI 49546	PRESIDENT/SECRETARY/TREASURER 0	0	0	
BARBARA HOOGENBOOM 2945 KISSING ROCK LOWELL, MI 49331	SECRETARY 0	0	0	
DOUG ROTTMAN 1911 THORN RUN CT SE GRAND RAPIDS, MI 49546	DIRECTOR 0	45,000	0	
2 Compensation of five highest-paid employees (other than those included on line 1—see instructions). If none, enter "NONE."				
(a) Name and address of each employee paid more than \$50,000	(b) Title, and average hours per week devoted to position	(c) Compensation	(d) Contributions to employee benefit plans and deferred compensation	(e) Expense account, other allowances
Total number of other employees paid over \$50,000.				

Part VIII

Information About Officers, Directors, Trustees, Foundation Managers, Highly Paid Employees, and Contractors (continued)

3 Five highest-paid independent contractors for professional services (see instructions). If none, enter "NONE".		
(a) Name and address of each person paid more than \$50,000	(b) Type of service	(c) Compensation
FIDELTIY BROKERAGE SERVICES LLC	INVESTMENT MGMT	57,517
PO BOX 67300		
DALLAS,TX 752673000		
Total number of others receiving over \$50,000 for professional services.		


Part IX-A

Summary of Direct Charitable Activities

List the foundation's four largest direct charitable activities during the tax year. Include relevant statistical information such as the number of organizations and other beneficiaries served, conferences convened, research papers produced, etc	Expenses
1	
2	
3	
4	

Part IX-B

Summary of Program-Related Investments (see instructions)

Describe the two largest program-related investments made by the foundation during the tax year on lines 1 and 2	Amount
1 <div></div>	
<div></div>	
<div></div>	
2 <div></div>	
<div></div>	
<div></div>	
All other program-related investments See instructions	
3 <div></div>	
<div></div>	
<div></div>	
Total. Add lines 1 through 3 	

Part X

Minimum Investment Return (All domestic foundations must complete this part. Foreign foundations, see instructions.)

1	Fair market value of assets not used (or held for use) directly in carrying out charitable, etc , purposes		
a	Average monthly fair market value of securities.	1a	3,241,954
b	Average of monthly cash balances.	1b	215,135
c	Fair market value of all other assets (see instructions).	1c	0
d	Total (add lines 1a, b, and c).	1d	3,457,089
e	Reduction claimed for blockage or other factors reported on lines 1a and 1c (attach detailed explanation).	1e	
2	Acquisition indebtedness applicable to line 1 assets.	2	0
3	Subtract line 2 from line 1d.	3	3,457,089
4	Cash deemed held for charitable activities Enter 1 1/2% of line 3 (for greater amount, see instructions).	4	51,856
5	Net value of noncharitable-use assets. Subtract line 4 from line 3 Enter here and on Part V, line 4	5	3,405,233
6	Minimum investment return. Enter 5% of line 5.	6	170,262

Part XI

Distributable Amount (see instructions) (Section 4942(j)(3) and (j)(5) private operating foundations and certain foreign organizations check here ☐ and do not complete this part.)

1	Minimum investment return from Part X, line 6.	1	170,262
2a	Tax on investment income for 2014 from Part VI, line 5.	2a	6,535
b	Income tax for 2014 (This does not include the tax from Part VI).	2b	
c	Add lines 2a and 2b.	2c	6,535
3	Distributable amount before adjustments Subtract line 2c from line 1.	3	163,727
4	Recoveries of amounts treated as qualifying distributions.	4	
5	Add lines 3 and 4.	5	163,727
6	Deduction from distributable amount (see instructions).	6	
7	Distributable amount as adjusted Subtract line 6 from line 5 Enter here and on Part XIII, line 1. . . .	7	163,727

Part XII

Qualifying Distributions (see instructions)

1	Amounts paid (including administrative expenses) to accomplish charitable, etc , purposes		
a	Expenses, contributions, gifts, etc —total from Part I, column (d), line 26.	1a	358,635
b	Program-related investments—total from Part IX-B.	1b	0
2	Amounts paid to acquire assets used (or held for use) directly in carrying out charitable, etc , purposes.	2	0
3	Amounts set aside for specific charitable projects that satisfy the		
a	Suitability test (prior IRS approval required).	3a	0
b	Cash distribution test (attach the required schedule).	3b	0
4	Qualifying distributions. Add lines 1a through 3b Enter here and on Part V, line 8, and Part XIII, line 4	4	358,635
5	Foundations that qualify under section 4940(e) for the reduced rate of tax on net investment income Enter 1% of Part I, line 27b (see instructions).	5	
6	Adjusted qualifying distributions. Subtract line 5 from line 4.	6	358,635
Note: The amount on line 6 will be used in Part V, column (b), in subsequent years when calculating whether the foundation qualifies for the section 4940(e) reduction of tax in those years			

Part XIII

Undistributed Income (see instructions)

	(a) Corpus	(b) Years prior to 2013	(c) 2013	(d) 2014
1 Distributable amount for 2014 from Part XI, line 7				163,727
2 Undistributed income, if any, as of the end of 2014				
a Enter amount for 2013 only.			0	
b Total for prior years 2012 , 2011 , 2010		0		
3 Excess distributions carryover, if any, to 2014				
a From 2009.				0
b From 2010.				0
c From 2011.				0
d From 2012.				20,189
e From 2013.				44,554
f Total of lines 3a through e.	64,743			
4 Qualifying distributions for 2014 from Part XII, line 4 ▶ \$ 358,635				
a Applied to 2013, but not more than line 2a			0	
b Applied to undistributed income of prior years (Election required—see instructions).				
c Treated as distributions out of corpus (Election required—see instructions).				
d Applied to 2014 distributable amount.				163,727
e Remaining amount distributed out of corpus	194,908			
5 Excess distributions carryover applied to 2014 (If an amount appears in column (d), the same amount must be shown in column (a).)				
6 Enter the net total of each column as indicated below:				
a Corpus Add lines 3f, 4c, and 4e Subtract line 5	259,651			
b Prior years' undistributed income Subtract line 4b from line 2b.		0		
c Enter the amount of prior years' undistributed income for which a notice of deficiency has been issued, or on which the section 4942(a) tax has been previously assessed.				
d Subtract line 6c from line 6b Taxable amount—see instructions		0		
e Undistributed income for 2013 Subtract line 4a from line 2a Taxable amount—see instructions			0	
f Undistributed income for 2014 Subtract lines 4d and 5 from line 1 This amount must be distributed in 2015				0
7 Amounts treated as distributions out of corpus to satisfy requirements imposed by section 170(b)(1)(F) or 4942(g)(3) (Election may be required - see instructions)				
8 Excess distributions carryover from 2009 not applied on line 5 or line 7 (see instructions) . . .	0			
9 Excess distributions carryover to 2015. Subtract lines 7 and 8 from line 6a	259,651			
10 Analysis of line 9				
a Excess from 2010. . . .				0
b Excess from 2011. . . .				0
c Excess from 2012. . . .				20,189
d Excess from 2013. . . .				44,554
e Excess from 2014. . . .				194,908

Part XIVPrivate Operating Foundations (see instructions and Part VII-A, question 9)

1a

If the foundation has received a ruling or determination letter that it is a private operating foundation, and the ruling is effective for 2014, enter the date of the ruling.

b

Check box to indicate whether the organization is a private operating foundation described in section 4942(j)(3) or 4942(j)(5)

☐ 4942(j)(3) or ☐ 4942(j)(5)

2a	Enter the lesser of the adjusted net income from Part I or the minimum investment return from Part X for each year listed.	Tax year	Prior 3 years			(e) Total
		(a) 2014	(b) 2013	(c) 2012	(d) 2011	
b	85% of line 2a					
c	Qualifying distributions from Part XII, line 4 for each year listed.					
d	Amounts included in line 2c not used directly for active conduct of exempt activities.					
e	Qualifying distributions made directly for active conduct of exempt activities. Subtract line 2d from line 2c.					
3	Complete 3a, b, or c for the alternative test relied upon					
a	"Assets" alternative test—enter					
	(1) Value of all assets					
	(2) Value of assets qualifying under section 4942(j)(3)(B)(i)					
b	"Endowment" alternative test— enter 2/3 of minimum investment return shown in Part X, line 6 for each year listed.					
c	"Support" alternative test—enter					
	(1) Total support other than gross investment income (interest, dividends, rents, payments on securities loans (section 512(a)(5)), or royalties).					
	(2) Support from general public and 5 or more exempt organizations as provided in section 4942(j)(3)(B)(iii).					
	(3) Largest amount of support from an exempt organization					
	(4) Gross investment income					

Part XVSupplementary Information (Complete this part only if the organization had \$5,000 or more in assets at any time during the year—see instructions.)

1

Information Regarding Foundation Managers:

a

List any managers of the foundation who have contributed more than 2% of the total contributions received by the foundation before the close of any tax year (but only if they have contributed more than \$5,000) (See section 507(d)(2))

CAROL J ROTTMAN

b

List any managers of the foundation who own 10% or more of the stock of a corporation (or an equally large portion of the ownership of a partnership or other entity) of which the foundation has a 10% or greater interest

2

Information Regarding Contribution, Grant, Gift, Loan, Scholarship, etc., Programs:

Check here ☒ if the foundation only makes contributions to preselected charitable organizations and does not accept unsolicited requests for funds. If the foundation makes gifts, grants, etc. (see instructions) to individuals or organizations under other conditions, complete items 2a, b, c, and d.

a

The name, address, and telephone number or email address of the person to whom applications should be addressed

b

The form in which applications should be submitted and information and materials they should include

c

Any submission deadlines

d

Any restrictions or limitations on awards, such as by geographical areas, charitable fields, kinds of institutions, or other factors

Part XV

Supplementary Information (continued)

3 Grants and Contributions Paid During the Year or Approved for Future Payment


Recipient	If recipient is an individual, show any relationship to any foundation manager or substantial contributor	Foundation status of recipient	Purpose of grant or contribution	Amount
Name and address (home or business)				
a Paid during the year See Additional Data Table				
Total			3a	305,000
b Approved for future payment				
Total			3b	

Enter gross amounts unless otherwise indicated


Part XVI-B Relationship of Activities to the Accomplishment of Exempt Purposes

Form **990-PF** (2014)

Form 990PF Part XV Line 3 - Grants and Contributions Paid During the Year or Approved for Future Payment

Recipient	If recipient is an individual, show any relationship to any foundation manager or substantial contributor	Foundation status of recipient	Purpose of grant or contribution	Amount
Name and address (home or business)				
a <i>Paid during the year</i>				
ST MARY'S DORAN FOUNDATION 200 JEFFERSON STREET SE GRAND RAPIDS, MI 49503	NONE	PC	OPERATIONAL PURPOSES	5,000
HABITAT FOR HUMANITY OF KENT COUNTY 425 PLEASANT ST GRAND RAPIDS, MI 49503	NONE	PC	OPERATIONAL PURPOSES	1,000
THE CARTER CENTER 453 FREEDOM PARKWAY ATLANTA, GA 30307	NONE	PC	OPERATIONAL PURPOSES	10,000
INNER CITY CHRISTIAN FEDERATION 920 CHERRY STREET SE GRAND RAPIDS, MI 49506	NONE	PC	OPERATIONAL PURPOSES	5,250
CAMP ROGER 8356 BELDING ROAD ROCKFORD, MI 49341	NONE	PC	OPERATIONAL PURPOSES	100,000
TALL TURF MINISTRIES 816 MADISON AVENUE SOUTHEAST GRAND RAPIDS, MI 49507	NONE	PC	OPERATIONAL PURPOSES	3,000
EASTERN AVENUE CHRISTIAN REFORMED CHURCH 514 EASTERN AVENUE SOUTHEAST GRAND RAPIDS, MI 49503	NONE	PC	OPERATIONAL PURPOSES	36,000
THE SALVATION ARMY 425 REPUBLIC STREET ALMA, MI 48801	NONE	PC	OPERATIONAL PURPOSES	2,000
BAY CLIFF HEALTH CAMP PO BOX 310 BIG BAY, MI 49808	NONE	PC	OPERATIONAL PURPOSES	10,000
HABITAT FOR HUMANITY MUSKEGON COUNTY 280 OTTAWA STREET MUSKEGON, MI 49442	NONE	PC	OPERATIONAL PURPOSES	1,000
BAXTER COMMUNITY CENTER 935 BAXTER SE GRAND RAPIDS, MI 49506	NONE	PC	OPERATIONAL PURPOSES	5,000
CALVIN COLLEGE ANNUAL FUND 3203 BURTON ST SE GRAND RAPIDS, MI 49546	NONE	PC	OPERATIONAL PURPOSES	13,000
CALVIN THEOLOGICAL SEMINARY 3233 BURTON SE GRAND RAPIDS, MI 49546	NONE	PC	OPERATIONAL PURPOSES	2,000
DISABILITY CONCERNS 2850 KALAMAZOO AVENUE SE GRAND RAPIDS, MI 49560	NONE	PC	OPERATIONAL PURPOSES	5,000
FOUR HEALTH FAMILY RESOURCE CENTER 92 BRIDGE STREET SARANAC, MI 48881	NONE	PC	OPERATIONAL PURPOSES	5,000
Total  3a				305,000

Form 990PF Part XV Line 3 - Grants and Contributions Paid During the Year or Approved for Future Payment

Recipient	If recipient is an individual, show any relationship to any foundation manager or substantial contributor	Foundation status of recipient	Purpose of grant or contribution	Amount
Name and address (home or business)				
a <i>Paid during the year</i>				
FRIENDSHIP MINISTRIES 2215 29TH ST SE B6 GRAND RAPIDS,MI 49508	NONE	PC	OPERATIONAL PURPOSES	5,000
REHOBOTH CHRISTIAN SCHOOLS 07B TSE YAANILCHII LANE REHOBOTH,NM 87322	NONE	PC	OPERATIONAL PURPOSES	4,000
LAND CONSERVANCY OF WEST MICHIGAN 1345 MONROE AVE NW SUITE 324 GRAND RAPIDS,MI 49505	NONE	PC	OPERATIONAL PURPOSES	1,000
VAN ANDEL INSTITUTE 333 BOSTWICK AVE NE GRAND RAPIDS,MI 49503	NONE	PC	OPERATIONAL PURPOSES	25,000
WORLD RENEW 1700 28TH STREET SE GRAND RAPIDS,MI 49508	NONE	PC	OPERATIONAL PURPOSES	15,000
OPERATION SMILE - RWANDA 3641 FACULTY BOULEVARD VIRGINIA BEACH,VA 23453	NONE	PC	OPERATIONAL PURPOSES	20,000
BLUE LAKE - PUBLIC TELEVISION 300 EAST CRYSTAL LAKE ROAD TWIN LAKE,MI 49457	NONE	PC	OPERATIONAL PURPOSES	2,000
FLAT RIVER OUTREACH 11535 FULTON STREET EAST LOWELL,MI 49331	NONE	PC	OPERATIONAL PURPOSES	1,250
GUIDING LIGHT MINISTRIES 255 S DIVISION AVE GRAND RAPIDS,MI 49503	NONE	PC	OPERATIONAL PURPOSES	2,500
WMEAC 1007 LAKE DRIVE GRAND RAPIDS,MI 49506	NONE	PC	OPERATIONAL PURPOSES	1,000
CASE WESTERN RESERVE UNIVERSITY 10900 EUCLID AVENUE CLEVELAND,OH 44106	NONE	PC	OPERATIONAL PURPOSES	25,000
Total  3a				305,000

Before you check Box D, E, or F below, check whether you received any Form(s) 1099-B or substitute statement(s) from your broker. A substitute statement will have the same information as Form 1099-B. Either may show your basis (usually your cost) even if your broker did not report it to the IRS. Brokers must report basis to the IRS for most stock you bought in 2011 or later (and for certain debt instruments you bought in 2014 or later).

Part II Long-Term. Transactions involving capital assets you held more than 1 year are long term. For short-term transactions, see page 1.

Note. You may aggregate all long-term transactions reported on Form(s) 1099-B showing basis was reported to the IRS and for which NO adjustments or codes are required. Enter the total directly on Schedule D, line 8a; you are not required to report these transactions on Form 8949 (see instructions).

You must check Box D, E, or F below. Check only one box. If more than one box applies for your long-term transactions, complete a separate Form 8949, page 2, for each applicable box. If you have more long-term transactions than will fit on this page for one or more of the boxes, complete as many forms with the same box checked as you need.

☐ **(D)** Long-term transactions reported on Form(s) 1099-B showing basis was reported to the IRS (see **Note** above)

☒ (E) Long-term transactions reported on Form(s) 1099-B showing basis was **not** reported to the IRS

☐ (F) Long-term transactions not reported to you on Form 1099-B

[illegible]

Note. If you checked Box D above but the basis reported to the IRS was incorrect, enter in column (e) the basis as reported to the IRS, and enter an adjustment in column (g) to correct the basis. See *Column (g)* in the separate instructions for how to figure the amount of the adjustment.

TY 2014 Accounting Fees Schedule

Name: ROTTMAN FAMILY CHARITABLE FOUNDATION

EIN: 38-3566006

Category	Amount	Net Investment Income	Adjusted Net Income	Disbursements for Charitable Purposes
TAX PREP FEES	7,122	3,561		3,561

TY 2014 Contractor Compensation Explanation

Name: ROTTMAN FAMILY CHARITABLE FOUNDATION

EIN: 38-3566006

Contractor	Explanation
FIDELTIY BROKERAGE SERVICES LLC	FINANCIAL ADVISOR ACCOUNT FEES.

Note: To capture the full content of this document, please select landscape mode (11" x 8.5") when printing.

TY 2014 Depreciation Schedule

Name: ROTTMAN FAMILY CHARITABLE FOUNDATION

EIN: 38-3566006

TY 2014 Investments - Other Schedule

Name: ROTTMAN FAMILY CHARITABLE FOUNDATION

EIN: 38-3566006

Category/ Item	Listed at Cost or FMV	Book Value	End of Year Fair Market Value
FIDELITY #5610 [SEE ATTACHED]		2,093,585	2,659,477
FIDELITY #0497 [SEE ATTACHED]		418,066	416,708

TY 2014 Other Expenses Schedule**Name:** ROTTMAN FAMILY CHARITABLE FOUNDATION**EIN:** 38-3566006

Description	Revenue and Expenses per Books	Net Investment Income	Adjusted Net Income	Disbursements for Charitable Purposes
FIDELITY #0497 INVESTMENT FEES	7,109	7,109		
FIDELITY #5610 INVESTMENT FEES	50,408	50,408		
MICHIGAN REGISTRATION FEE	40			40

TY 2014 Other Income Schedule**Name:** ROTTMAN FAMILY CHARITABLE FOUNDATION**EIN:** 38-3566006

Description	Revenue And Expenses Per Books	Net Investment Income	Adjusted Net Income
INTEREST INCOME - ACCOUNTS RECEIVABLE	4,303	4,303	
MISCELLANEOUS INCOME	542	0	

TY 2014 Other Increases Schedule

Name: ROTTMAN FAMILY CHARITABLE FOUNDATION

EIN: 38-3566006

Description	Amount
BOOK/TAX DIFFERENCE	2,691

TY 2014 Taxes Schedule**Name:** ROTTMAN FAMILY CHARITABLE FOUNDATION**EIN:** 38-3566006

Category	Amount	Net Investment Income	Adjusted Net Income	Disbursements for Charitable Purposes
FOREIGN TAXES	3,461	3,979		
EXCISE TAXES	9,400			
PAYROLL TAXES	5,034			5,034



2014 Informational Tax Reporting Statement

ROTTMAN FAM CHARITABLE FOUNDAT Account No **0497** Customer Service CALL ADVISOR
Recipient ID No **** -***6006** Payer's Fed ID Number 04-3523567

Note: This information is not reported to the IRS. It may assist you in tax return preparation.

Long-term transactions

(IRS Form 1099-B box numbers are shown below in **bold type**)

1a Description of property, Stock or Other Symbol, CUSIP										
Action	Quantity	1b Date Acquired	1c Date or Disposed	1d Proceeds	1e Cost or Other Basis (a)	1f Code, If Any (c) 1g Adjustments	Gain/Loss (-)	4 Federal Income Tax Withheld	14 State	16 State Tax Withheld
ALLY BK MIDVALE UTAHCD 0 90000% 07/18/20, 02005QN25										
Redemption	20,000 000	07/16/12	07/18/14	20,000 00	20,000 00		0 00			
AMERICAN EXPRESS BK FSB UTAH 3 35000% 02, 02580VES0										
Redemption	10,000 000	12/20/10	02/04/14	10,000 00	10,000 00		0 00			
CONOCOPHILLIPS GTD NOTES 04 75000% 02/01, 20825CAS3										
Redemption	4,000 000	02/20/09	02/03/14	4,000 00	4,000 00		0 00			
DISCOVER BK GREENWOOD DEL 4 95000% 12/03, 25469JA41										
Redemption	20,000 000	08/12/13	12/03/14	20,000 00	20,000 00		0 00			
DISCOVER BK GREENWOOD DEL 5 00000% 11/19, 25469JZH5										
Redemption	10,000 000	12/29/10	11/19/14	10,000 00	10,000 00		0 00			
ELI LILLY & CO NOTES 04 20000% 03/06/201, 532457BE7										
Redemption	10,000 000	12/30/10	03/06/14	10,000 00	10,000 00		0 00			
EMERSON ELEC CO NT 5 000% 12/15/2014 MAK, 291011AS3										
Redemption	10,000 000	03/02/09	12/15/14	10,000 00	10,000 00		0 00			
PFIZER INC SR GLBL NT 4 50000% 02/15/201, 717081AR4										
Redemption	10,000 000	03/23/10	02/18/14	10,000 00	10,000 00		0 00			
PRUDENTIAL BK & TR FSB CT 3 15000% 08/26, 74432LAJ5										
Redemption	10,000 000	12/08/10	08/26/14	10,000 00	10,000 00		0 00			

***Our records indicate that you are an exempt recipient for 1099 reporting purposes. This statement provided is based on IRS information reporting requirements for individuals as of the preparation date and is NOT furnished to the IRS. You may be subject to different income tax reporting requirements. Please contact your tax advisor if you have any questions.**



2014 Informational Tax Reporting Statement

ROTTMAN FAM CHARITABLE FOUNDAT Account No **0497** Customer Service CALL ADVISOR
Recipient ID No **** -***6006** Payer's Fed ID Number 04-3523567

Note: This information is not reported to the IRS. It may assist you in tax return preparation.

Long-term transactions

(IRS Form 1099-B box numbers are shown below in **bold type**)

1a Description of property, Stock or Other Symbol, CUSIP											
Action	Quantity	1b Date Acquired	1c Date or Disposed	1d Proceeds	1e Cost or Other Basis (a)	1f Code, If Any (c) 1g Adjustments	Gain/Loss (-)	4 Federal Income Tax Withheld	14 State	16 State Tax Withheld	
UNITED STATES TREAS NTS 1 37500% 09/30/2, 912828RH5											
Sale	77,000 000	07/11/12	12/22/14	76,879 69	78,519 50		-1,639 81				
TOTALS				180,879.69	182,519.50				0.00		
							0.00				
							-1,639.81				
							0.00				
							0.00				

(a) Cost or other basis provided may include adjustments including, but not limited to, dividend reinvestment, return of capital/principal, wash sale loss disallowed, amortization, accretion, acquisition premium, bond premium, market discount, market premium, and option premium

(c) D = Market Discount, W = Wash Sale

Amortization, accretion, and similar adjustments to cost basis are not provided for short-term instruments, unit investment trusts, or securities of foreign issuers

***Our records indicate that you are an exempt recipient for 1099 reporting purposes. This statement provided is based on IRS information reporting requirements for individuals as of the preparation date and is NOT furnished to the IRS. You may be subject to different income tax reporting requirements. Please contact your tax advisor if you have any questions.**





2014 Informational Tax Reporting Statement

ROTTMAN FAM CHARITABLE FOUNDAT Account No **5610** Customer Service CALL ADVISOR
Recipient ID No **** -***6006** Payer's Fed ID Number 04-3523567

Note: This information is not reported to the IRS. It may assist you in tax return preparation.

Short-term transactions

(IRS Form 1099-B box numbers are shown below in **bold type**)

1a Description of property, Stock or Other Symbol, CUSIP										
Action	Quantity	1b Date Acquired	1c Date Sold or Disposed	1d Proceeds	1e Cost or Other Basis (a)	1f Code, If Any (c) 1g Adjustments	Gain/Loss (-)	4 Federal Income Tax Withheld	14 State	16 State Tax Withheld
ACE LIMITED ORD CHF27 04, ACE, H0023R105										
Sale	15 000	03/25/14	03/28/14	1,468 31	1,494 90		-26 59			
ACXIOM CORP, ACXM, 005125109										
Sale	57 000	02/06/14	10/03/14	964 16	2,017 20		-1,053 04			
ADT CORP COM, ADT, 00101J106										
Sale	67 000	11/20/13	02/06/14	1,999 33	2,945 23		-945 90			
AIA GROUP LIMITED SPON ADR EA REPR 4 ORD, AAGIY, 001317205										
Sale	170 000	05/30/13	03/05/14	3,278 09	3,050 85		227 24			
ALLSTATE CORP, ALL, 020002101										
Sale	52 000	01/29/14	07/09/14	3,040 89	2,698 43		342 46			
Sale	59 000	04/01/14	07/09/14	3,442 29	3,340 86		101 43			
Subtotals				6,483.18	6,039.29					
ALTRIA GROUP INC, MO, 02209S103										
Sale	62 000	07/24/14	10/16/14	2,792 52	2,609 13		183 39			
AMERICAN TOWER CORPORATION COM USD0 01, AMT, 03027X100										
Sale	47 000	01/23/14	06/30/14	4,221 01	3,922 11		298 90			
AON PLC COM USD0 01 CL A, AON, G0408V102										
Sale	23 000	10/23/13	03/05/14	1,967 25	1,746 86		220 39			

***Our records indicate that you are an exempt recipient for 1099 reporting purposes. This statement provided is based on IRS information reporting requirements for individuals as of the preparation date and is NOT furnished to the IRS. You may be subject to different income tax reporting requirements. Please contact your tax advisor if you have any questions.**



2014 Informational Tax Reporting Statement

ROTTMAN FAM CHARITABLE FOUNDAT Account No **5610** Customer Service CALL ADVISOR
Recipient ID No ****--***6006** Payer's Fed ID Number 04-3523567

Note: This information is not reported to the IRS. It may assist you in tax return preparation.

Short-term transactions

(IRS Form 1099-B box numbers are shown below in **bold type**)

1a Description of property, Stock or Other Symbol, CUSIP										
Action	Quantity	1b Date Acquired	1c Date Sold or Disposed	1d Proceeds	1e Cost or Other Basis (a)	1f Code, If Any (c) 1g Adjustments	Gain/Loss (-)	4 Federal Income Tax Withheld	14 State	16 State Tax Withheld
APPLE INC, AAPL, 037833100										
Sale	4 000	10/17/13	03/05/14	2,121 45	2,019 97		101 48			
Sale	45 000	10/17/13	07/29/14	4,419 05	3,246 37		1,172 68			
Sale	66 000	10/17/13	09/05/14	6,523 92	4,761 35		1,762 57			
Subtotals				13,064.42	10,027.69					
ARCOS DORADOS HOLDINGS INC COM NPVCL A, ARCO, G0457F107										
Sale	100 000	06/04/13	01/02/14	1,163 97	1,376 95		-212 98			
ATLAS COPCO AB ADR-CNV INTO 1 SER ANPV, ATLKY, 049255706										
Sale	144 000	03/26/13	01/02/14	3,867 77	4,097 35		-229 58			
Sale	56 000	06/04/13	01/02/14	1,496 18	1,499 79		-3 61			
Sale	96 000	08/19/13	01/02/14	2,578 51	2,670 03		-91 52			
Subtotals				7,942.46	8,267.17					
ATMEL CORP, ATML, 049513104										
Sale	166 000	06/04/13	03/07/14	1,371 48	1,369 15		2 33			
AVALONBAY COMMUNITIES INC, AVB, 053484101										
Sale	14 000	06/04/13	01/23/14	1,689 07	1,912 65		-223 58			
AVIVA SPON ADR EA REPR 2 ORD SHS GBP0 25, AV, 05382A104										
Sale	146 000	01/02/14	08/28/14	2,495 44	2,155 66		339 78			
Sale	125 000	04/29/14	08/28/14	2,143 31	2,204 20		-60 89			
Subtotals				4,638.75	4,359.86					

***Our records indicate that you are an exempt recipient for 1099 reporting purposes. This statement provided is based on IRS information reporting requirements for individuals as of the preparation date and is NOT furnished to the IRS. You may be subject to different income tax reporting requirements. Please contact your tax advisor if you have any questions.**





2014 Informational Tax Reporting Statement

ROTTMAN FAM CHARITABLE FOUNDAT Account No **5610** Customer Service CALL ADVISOR
Recipient ID No **** -***6006** Payer's Fed ID Number 04-3523567

Note: This information is not reported to the IRS. It may assist you in tax return preparation.

Short-term transactions

(IRS Form 1099-B box numbers are shown below in **bold** type)

1a Description of property, Stock or Other Symbol, CUSIP										
Action	Quantity	1b Date Acquired	1c Date Sold or Disposed	1d Proceeds	1e Cost or Other Basis (a)	1f Code, If Any (c) 1g Adjustments	Gain/Loss (-)	4 Federal Income Tax Withheld	14 State	16 State Tax Withheld
BANK OF AMERICA CORP, BAC, 060505104										
Sale	179 000	01/23/14	09/02/14	2,912 26	3,025 89		-113 63			
Sale	110 000	07/09/14	09/02/14	1,781 71	1,718 70		63 01			
Subtotals				4,693.97	4,744.59					
BBCN BANCORP INC COMISIN #US0732951076 S, BBCN, 073295107										
Sale	127 000	01/03/14	12/18/14	1,763 66	2,084 40		-320 74			
BEACON ROOFING SUPPLY INC COM, BECN, 073685109										
Sale	40 000	03/25/14	07/14/14	1,160 42	1,545 15		-384 73			
BG GROUP ADR REP 1 ORD GBP0 10, BRGY, 055434203										
Sale	140 000	08/19/13	01/02/14	2,988 94	2,537 75		451 19			
BILFINGER SE UNSP ADR EACH REPR 0 20 ORD, BFLBY, 09003Q100										
Sale	80 000	12/27/13	08/28/14	1,193 22	1,802 35		-609 13			
Sale	90 000	02/20/14	08/28/14	1,351 32	2,217 45		-866 13			
Subtotals				2,544.54	4,019.80					
C H ROBINSON WORLDWIDE INC COM NEW ISIN, CHRW, 12541W209										
Sale	46 000	08/20/14	11/18/14	3,328 81	3,163 58		165 23			
C S X CORP, CSX, 126408103										
Sale	66 000	07/29/14	12/24/14	2,404 95	2,016 92		388 03			
CALIFORNIA RES CORP COM ISIN #US13057Q10, CRC, 13057Q107										
Cash In Lieu	0 600	12/04/14	12/04/14	4 22	4 15		0 07			
Sale	19 000	08/15/14	12/16/14	103 24	171 00		-67 76			

*Our records indicate that you are an exempt recipient for 1099 reporting purposes. This statement provided is based on IRS information reporting requirements for individuals as of the preparation date and is NOT furnished to the IRS. You may be subject to different income tax reporting requirements. Please contact your tax advisor if you have any questions.



2014 Informational Tax Reporting Statement

ROTTMAN FAM CHARITABLE FOUNDAT Account No **15610** Customer Service CALL ADVISOR
Recipient ID No ****--***6006** Payer's Fed ID Number 04-3523567

Note: This information is not reported to the IRS. It may assist you in tax return preparation.

Short-term transactions

(IRS Form 1099-B box numbers are shown below in **bold** type)

1a Description of property, Stock or Other Symbol, CUSIP										
Action	Quantity	1b Date Acquired	1c Date Sold or Disposed	1d Proceeds	1e Cost or Other Basis (a)	1f Code, If Any (c) 1g Adjustments	Gain/Loss (-)	4 Federal Income Tax Withheld	14 State	16 State Tax Withheld
CALIFORNIA RES CORP COM ISIN #US13057Q10, CRC, 13057Q107										
Sale	0 825	08/15/14	12/16/14	4 48	7 43		-2 95			
Sale	0 044	08/15/14	12/16/14	0 25	0 39		-0 14			
Sale	0 100	10/02/14	12/16/14	0 55	0 86		-0 31			
Sale	15 000	10/02/14	12/16/14	84 13	128 03		-43 90			
Subtotals				196.87	311.86					
CAMERON INTL CORP COM, CAM, 13342B105										
Sale	54 000	11/04/13	06/04/14	3,463 09	2,975 06		488 03			
CAPSTEAD MTG CORP COM NO PAR, CMO, 14067E506										
Sale	151 000	05/09/14	10/03/14	1,847 79	1,957 36		-109 57			
CBRE GROUP INC CL A, CBG, 12504L109										
Sale	66 000	06/28/13	03/05/14	1,816 25	1,544 29		271 96			
CENOVUS ENERGY INC COM NPV ISIN #CA15135, CVE, 15135U109										
Sale	73 000	02/05/13	01/02/14	2,057 91	2,454 91		-397 00			
Sale	96 000	10/08/13	01/02/14	2,716 75	2,795 79		-79 04			
Subtotals				4,774.66	5,250.70					
CF INDS HLDGS INC COM, CF, 125269100										
Sale	25 000	09/10/13	06/12/14	5,890 16	4,950 20		939 96			
CHART INDS INC COM PAR \$0 01, GTLS, 16115Q308										
Sale	30 000	11/27/13	08/29/14	1,998 70	2,960 25		-961 55			

*Our records indicate that you are an exempt recipient for 1099 reporting purposes. This statement provided is based on IRS information reporting requirements for individuals as of the preparation date and is NOT furnished to the IRS. You may be subject to different income tax reporting requirements. Please contact your tax advisor if you have any questions.





2014 Informational Tax Reporting Statement

ROTTMAN FAM CHARITABLE FOUNDAT Account No **5610** Customer Service CALL ADVISOR
Recipient ID No **** -***6006** Payer's Fed ID Number 04-3523567

Note: This information is not reported to the IRS. It may assist you in tax return preparation.

Short-term transactions

(IRS Form 1099-B box numbers are shown below in **bold** type)

1a Description of property, Stock or Other Symbol, CUSIP										
Action	Quantity	1b Date Acquired	1c Date Sold or Disposed	1d Proceeds	1e Cost or Other Basis (a)	1f Code, If Any (c) 1g Adjustments	Gain/Loss (-)	4 Federal Income Tax Withheld	14 State	16 State Tax Withheld
CHEUNG KONG (HOLDINGS) LTD ADR-EACH CNV, CHEUY, 166744201										
Sale	70 000	02/20/14	08/28/14	1,269 52	1,061 45		208 07			
CHINA UNICOM (HONG KONG) LIMITED ADR EAC, CHU, 16945R104										
Sale	112 000	06/04/13	01/02/14	1,660 93	1,538 99		121 94			
CITIGROUP INC COM NEW, C, 172967424										
Sale	110 000	03/14/13	01/27/14	5,361 05	5,224 04		137 01			
Sale	67 000	07/09/14	10/16/14	3,332 68	3,182 41		150 27			
Subtotals				8,693.73	8,406.45					
COACH INC, COH, 189754104										
Sale	37 000	07/25/13	03/05/14	1,772 08	2,204 91		-432 83			
Sale	75 000	07/25/13	03/13/14	3,606 22	4,469 40		-863 18			
Sale	28 000	06/04/13	04/01/14	1,390 16	1,647 91		-257 75			
Sale	77 000	07/25/13	04/01/14	3,815 01	4,588 59		-773 58			
Subtotals				10,583.47	12,910.81					
CONOCOPHILLIPS, COP, 20825C104										
Sale	58 000	05/02/14	08/15/14	4,667 90	4,445 60		222 30			
Sale	4 000	05/02/14	10/16/14	259 76	306 59		-46 83			
Subtotals				4,927.66	4,752.19					
CORNING INC, GLW, 219350105										
Sale	152 000	09/23/14	11/18/14	3,095 82	3,038 53		57 29			
Sale	173 000	01/23/14	12/09/14	3,715 95	3,291 49		424 46			
Sale	70 000	03/21/14	12/09/14	1,503 56	1,374 35		129 21			

*Our records indicate that you are an exempt recipient for 1099 reporting purposes. This statement provided is based on IRS information reporting requirements for individuals as of the preparation date and is NOT furnished to the IRS. You may be subject to different income tax reporting requirements. Please contact your tax advisor if you have any questions.



2014 Informational Tax Reporting Statement

ROTTMAN FAM CHARITABLE FOUNDAT Account No **5610** Customer Service CALL ADVISOR
Recipient ID No ****--***6006** Payer's Fed ID Number 04-3523567

Note: This information is not reported to the IRS. It may assist you in tax return preparation.

Short-term transactions

(IRS Form 1099-B box numbers are shown below in **bold type**)

1a Description of property, Stock or Other Symbol, CUSIP										
Action	Quantity	1b Date Acquired	1c Date Sold or Disposed	1d Proceeds	1e Cost or Other Basis (a)	1f Code, If Any (c) 1g Adjustments	Gain/Loss (-)	4 Federal Income Tax Withheld	14 State	16 State Tax Withheld
CORNING INC, GLW, 219350105										
Sale	6 000	09/23/14	12/09/14	122 43	119 94		2 49			
Subtotals				8,437.76	7,824.31					
COVIDIEN PLC USD0 20(POST CONSOLIDATION), COV, G2554F113										
Sale	46 000	05/12/14	06/19/14	4,196 94	3,338 81		858 13			
CREDIT AGRICOLE S A ADR ISIN #US22531310, CRARY, 225313105										
Sale	226 000	01/02/14	12/24/14	1,475 70	1,429 21		46 49			
CREDIT SUISSE GROUP SPON ADR-REP 1 ORD C, CS, 225401108										
Sale	17 000	01/02/14	12/24/14	441 14	508 93		-67 79			
DELTA AIR LINES INC DEL COM NEW, DAL, 247361702										
Sale	169 000	09/10/13	06/12/14	6,498 40	3,832 42		2,665 98			
DEUTSCHE BOERSE AG UNSP ADR EACH REPR 0, DBOEY, 251542106										
Sale	197 000	05/07/14	12/24/14	1,417 31	1,473 30		-55 99			
DEUTSCHE POST AG SPONS ADR EA REPR 1 ORD, DPSGY, 25157Y202										
Sale	40 000	02/20/14	05/16/14	1,458 16	1,445 95		12 21			
DEVON ENERGY CORP NEW, DVN, 25179M103										
Sale	22 000	05/02/14	12/05/14	1,317 77	1,547 68		-229 91			
Sale	39 000	06/04/14	12/05/14	2,328 09	2,927 88		-599 79			
Subtotals				3,645.86	4,475.56					

*Our records indicate that you are an exempt recipient for 1099 reporting purposes. This statement provided is based on IRS information reporting requirements for individuals as of the preparation date and is NOT furnished to the IRS. You may be subject to different income tax reporting requirements. Please contact your tax advisor if you have any questions.





2014 Informational Tax Reporting Statement

ROTTMAN FAM CHARITABLE FOUNDAT Account No **5610** Customer Service CALL ADVISOR
Recipient ID No **** -***6006** Payer's Fed ID Number 04-3523567

Note: This information is not reported to the IRS. It may assist you in tax return preparation.

Short-term transactions

(IRS Form 1099-B box numbers are shown below in **bold** type)

1a Description of property, Stock or Other Symbol, CUSIP										
Action	Quantity	1b Date Acquired	1c Date Sold or Disposed	1d Proceeds	1e Cost or Other Basis (a)	1f Code, If Any (c) 1g Adjustments	Gain/Loss (-)	4 Federal Income Tax Withheld	14 State	16 State Tax Withheld
DICKS SPORTING GOODS INC, DKS, 253393102										
Sale	26 000	03/14/14	05/22/14	1,116 52	1,477 47		-360 95			
DISCOVER FINL SVCS, DFS, 254709108										
Sale	20 000	02/20/14	07/11/14	1,251 17	1,149 35		101 82			
DXP ENTERPRISES INC NEW, DXPE, 233377407										
Sale	19 000	01/10/14	05/20/14	1,264 07	2,055 77		-791 70			
EATON CORP PLC COM, ETN, G29183103										
Sale	82 000	06/26/13	06/23/14	6,489 58	5,141 05		1,348 53			
EMBRAER S A SPONSORED ADR REPSTGPFD SHS, ERJ, 29082A107										
Sale	41 000	01/02/14	12/24/14	1,536 48	1,320 12		216 36			
EMERSON ELECTRIC CO, EMR, 291011104										
Sale	41 000	03/13/14	12/17/14	2,441 33	2,591 77		-150 44			
Sale	46 000	05/12/14	12/17/14	2,747 97	3,146 07		-398 10			
Subtotals				5,189.30	5,737.84					
EPAM SYS INC COM USD0 001, EPAM, 29414B104										
Sale	54 000	11/26/13	04/10/14	1,657 37	1,908 75		-251 38			
ERICSSON ADR EACH REP 1 ORD B SEK1, ERIC, 294821608										
Sale	250 000	01/29/14	08/28/14	3,120 13	2,995 45		124 68			
Sale	130 000	02/20/14	08/28/14	1,622 46	1,644 65		-22 19			
Sale	335 000	04/01/14	08/28/14	4,180 97	4,550 55		-369 58			
Sale	200 000	06/04/14	08/28/14	2,488 15	2,485 95		2 20			

*Our records indicate that you are an exempt recipient for 1099 reporting purposes. This statement provided is based on IRS information reporting requirements for individuals as of the preparation date and is NOT furnished to the IRS. You may be subject to different income tax reporting requirements. Please contact your tax advisor if you have any questions.



2014 Informational Tax Reporting Statement

ROTTMAN FAM CHARITABLE FOUNDAT Account No **5610** Customer Service CALL ADVISOR
Recipient ID No ****6006** Payer's Fed ID Number 04-3523567

Note: This information is not reported to the IRS. It may assist you in tax return preparation.

Short-term transactions

(IRS Form 1099-B box numbers are shown below in **bold type**)

1a Description of property, Stock or Other Symbol, CUSIP										
Action	Quantity	1b Date Acquired	1c Date Sold or Disposed	1d Proceeds	1e Cost or Other Basis (a)	1f Code, If Any (c) 1g Adjustments	Gain/Loss (-)	4 Federal Income Tax Withheld	14 State	16 State Tax Withheld
ERICSSON ADR EACH REP 1 ORD B SEK1, ERIC, 294821608										
Sale	300 000	06/19/14	08/28/14	3,744 15	3,713 94		30 21			
Subtotals				15,155.86	15,390.54					
ETHAN ALLEN INTERIORINC, ETH, 297602104										
Sale	60 000	08/07/13	03/07/14	1,528 02	1,737 15		-209 13			
EXXON MOBIL CORP, XOM, 30231G102										
Sale	164 000	12/27/13	05/02/14	16,721 32	16,655 59		65 73			
E2OPEN INC COM USD0 001, EOPN, 29788A104										
Sale	141 000	10/21/13	08/29/14	2,121 10	3,194 55		-1,073 45			
FINANCIAL ENGINES INC COM USD0 0001, FNGN, 317485100										
Sale	30 000	09/18/13	04/10/14	1,418 21	1,819 95		-401 74			
FIREEYE INC COM USD0 0001, FEYE, 31816Q101										
Sale	18 000	01/06/14	03/05/14	1,713 36	1,057 15		656 21			
Sale	18 000	01/06/14	04/04/14	898 50	1,057 16		-158 66			
Subtotals				2,611.86	2,114.31					
FIRST AMERICAN FINANCIAL CORP COM USD0 0, FAF, 31847R102										
Sale	55 000	07/09/13	03/05/14	1,456 67	1,232 56		224 11			
FRANCESCAS HLDGS CORP COM, FRAN, 351793104										
Sale	70 000	03/25/14	08/07/14	900 62	1,468 15		-567 53			

*Our records indicate that you are an exempt recipient for 1099 reporting purposes. This statement provided is based on IRS information reporting requirements for individuals as of the preparation date and is NOT furnished to the IRS. You may be subject to different income tax reporting requirements. Please contact your tax advisor if you have any questions.





2014 Informational Tax Reporting Statement

ROTTMAN FAM CHARITABLE FOUNDAT Account No **5610** Customer Service CALL ADVISOR
Recipient ID No **** -***6006** Payer's Fed ID Number 04-3523567

Note: This information is not reported to the IRS. It may assist you in tax return preparation.

Short-term transactions

(IRS Form 1099-B box numbers are shown below in **bold type**)

1a Description of property, Stock or Other Symbol, CUSIP										
Action	Quantity	1b Date Acquired	1c Date Sold or Disposed	1d Proceeds	1e Cost or Other Basis (a)	1f Code, If Any (c) 1g Adjustments	Gain/Loss (-)	4 Federal Income Tax Withheld	14 State	16 State Tax Withheld
GDF SUEZ SPON ADR EACH REPR 1 ORD, GDFZY, 36160B105										
Sale	76 000	03/25/13	01/02/14	1,740 36	1,496 72		243 64			
GLOBE SPECIALTY METALS INC COM, GSM, 37954N206										
Sale	104 000	05/21/14	12/16/14	1,628 97	2,035 95		-406 98			
H & E EQUIP SVCS INCCOM, HEES, 404030108										
Sale	40 000	10/02/13	03/05/14	1,433 62	1,016 15		417 47			
HAIN CELESTIAL GROUPINC, HAIN, 405217100										
Sale	15 000	07/01/14	12/24/14	1,750 76	1,361 82		388 94			
HAYNES INTL INC COM NEW, HAYN, 420877201										
Sale	48 000	05/20/14	10/09/14	1,988 32	2,562 03		-573 71			
HCA HLDGS INC COM USD0 01, HCA, 40412C101										
Sale	47 000	03/25/13	02/20/14	2,360 76	1,859 75		501 01			
HITACHI ADR-EACH CNVINTO 10 ORD NPV, HTHIY, 433578507										
Sale	49 000	12/17/13	01/02/14	3,667 96	3,604 55		63 41			
HSBC HOLDINGS PLC ADR EACH REPR 5 ORD US, HSBC, 404280406										
Sale	25 000	06/04/13	01/02/14	1,356 27	1,402 20		-45 93			
Sale	66 000	09/11/13	01/02/14	3,601 55	3,670 29		-68 74			
Subtotals				4,957.82	5,072.49					

*Our records indicate that you are an exempt recipient for 1099 reporting purposes. This statement provided is based on IRS information reporting requirements for individuals as of the preparation date and is NOT furnished to the IRS. You may be subject to different income tax reporting requirements. Please contact your tax advisor if you have any questions.



2014 Informational Tax Reporting Statement

ROTTMAN FAM CHARITABLE FOUNDAT Account No ****5610 Customer Service CALL ADVISOR
Recipient ID No **-***6006 Payer's Fed ID Number 04-3523567

Note: This information is not reported to the IRS. It may assist you in tax return preparation.

Short-term transactions

(IRS Form 1099-B box numbers are shown below in **bold** type)

1a Description of property, Stock or Other Symbol, CUSIP										
Action	Quantity	1b Date Acquired	1c Date Sold or Disposed	1d Proceeds	1e Cost or Other Basis (a)	1f Code, If Any (c) 1g Adjustments	Gain/Loss (-)	4 Federal Income Tax Withheld	14 State	16 State Tax Withheld
INTESA SANPAOLO S P A SPON ADR ISIN #US4, ISNPY, 46115H107										
Sale	238 000	01/02/14	12/15/14	4,133 15	3,503 47		629 68			
Sale	72 000	01/02/14	06/19/14	1,421 96	1,059 87		362 09			
Subtotals				5,555.11	4,563.34					
INVESCO LTD COM STK USD0 20, IVZ, G491BT108										
Sale	60 000	03/13/14	08/25/14	2,428 59	2,096 55		332 04			
ITOCHU CORP SPON ADREA REPR 2 ORD SHS NP, ITOCY, 465717106										
Sale	140 000	01/21/14	07/07/14	3,567 82	3,661 25		-93 43			
JULIUS BAER GROUP LTD ADR, JBAXY, 48137C108										
Sale	443 000	11/27/13	01/02/14	4,156 17	4,130 07		26 10			
KANSAS CITY SOUTHERN COM, KSU, 485170302										
Sale	38 000	10/30/13	09/22/14	4,539 02	4,635 66		-96 64			
KB FINANCIAL GROUP INC ADR EACH REPR 1 O, KB, 48241A105										
Sale	36 000	01/02/14	08/28/14	1,434 53	1,417 18		17 35			
Sale	22 000	12/04/13	10/31/14	843 21	820 79		22 42			
Sale	211 000	01/02/14	10/31/14	8,163 42	8,306 24		-142 82			
Subtotals				10,441.16	10,544.21					
LI & FUNG UNSP ADR EA REPR 2 ORD NPV, LFUGY, 501897102										
Sale	1,508 000	06/11/13	01/02/14	3,769 93	4,275 59		-505 66			

*Our records indicate that you are an exempt recipient for 1099 reporting purposes. This statement provided is based on IRS information reporting requirements for individuals as of the preparation date and is NOT furnished to the IRS. You may be subject to different income tax reporting requirements. Please contact your tax advisor if you have any questions.





2014 Informational Tax Reporting Statement

ROTTMAN FAM CHARITABLE FOUNDAT Account No **5610** Customer Service CALL ADVISOR
Recipient ID No **-*****6006** Payer's Fed ID Number 04-3523567

Note: This information is not reported to the IRS. It may assist you in tax return preparation.

Short-term transactions

(IRS Form 1099-B box numbers are shown below in **bold type**)

1a Description of property, Stock or Other Symbol, CUSIP										
Action	Quantity	1b Date Acquired	1c Date Sold or Disposed	1d Proceeds	1e Cost or Other Basis (a)	1f Code, If Any (c) 1g Adjustments	Gain/Loss (-)	4 Federal Income Tax Withheld	14 State	16 State Tax Withheld
LIONS GATE ENTERTAINMENT CORP COM NPV, LGF, 535919203										
Sale	109 000	05/02/14	06/30/14	3,107 20	2,884 46		222 74			
LLOYDS BANKING GROUPADR REP 4 ORD GBP0 1, LYG, 539439109										
Sale	741 000	01/02/14	01/31/14	4,052 65	3,902 44		150 21			
MCDERMOTT INTERNATIONAL INC COM STK USD1, MDR, 580037109										
Sale	269 000	08/29/14	10/03/14	1,377 36	1,944 75		-567 39			
MOHAWK INDS INC, MHK, 608190104										
Sale	25 000	11/20/13	08/06/14	3,258 17	3,492 20		-234 03			
Sale	15 000	04/01/14	08/06/14	1,946 95	2,068 65		-121 70			
Subtotals				5,205.12	5,560.85					
MULTIMEDIA GAMES HOLDING CO IN, 625453105										
Sale	41 000	03/13/14	08/04/14	1,054 33	1,344 55		-290 22			
NCR CORP, NCR, 62886E108										
Sale	87 000	08/14/13	02/20/14	2,883 00	3,269 58		-386 58			
NESTLE SA SPON ADR EACH REPR 1 COM CHF0 , NSRGY, 641069406										
Sale	62 000	09/11/13	01/02/14	4,512 90	4,120 41		392 49			
NEXTERA ENERGY INC COM, NEE, 65339F101										
Sale	17 000	07/11/14	12/24/14	1,827 66	1,686 46		141 20			
NIKON CORP ADR-(CNV INTO 1 ORD NPV), NINOY, 654111202										
Sale	191 000	01/02/14	10/10/14	2,589 59	3,669 42		-1,079 83			

***Our records indicate that you are an exempt recipient for 1099 reporting purposes. This statement provided is based on IRS information reporting requirements for individuals as of the preparation date and is NOT furnished to the IRS. You may be subject to different income tax reporting requirements. Please contact your tax advisor if you have any questions.**



2014 Informational Tax Reporting Statement

ROTTMAN FAM CHARITABLE FOUNDAT Account No ****5610 Customer Service CALL ADVISOR
Recipient ID No **-***6006 Payer's Fed ID Number 04-3523567

Note: This information is not reported to the IRS. It may assist you in tax return preparation.

Short-term transactions

(IRS Form 1099-B box numbers are shown below in **bold** type)

1a Description of property, Stock or Other Symbol, CUSIP										
Action	Quantity	1b Date Acquired	1c Date Sold or Disposed	1d Proceeds	1e Cost or Other Basis (a)	1f Code, If Any (c) 1g Adjustments	Gain/Loss (-)	4 Federal Income Tax Withheld	14 State	16 State Tax Withheld
OCCIDENTAL PETROLEUMCORP, OXY, 674599105										
Sale	45 000	08/15/14	12/01/14	3,567 22	4,365 86		-798 64			
Sale	5 000	08/15/14	12/05/14	407 39	485 09		-77 70			
Sale	33 000	10/02/14	12/05/14	2,680 83	3,036 50		-355 67			
Subtotals				6,655.44	7,887.45					
ORACLE CORP COM ISIN #US68389X1054 SEDOL, ORCL, 68389X105										
Sale	50 000	12/09/14	12/24/14	2,302 49	2,098 41		204 08			
ORIFLAME COSMETICS SPON ADR EA REPR 0 50, ORFLY, 686194200										
Sale	280 000	01/02/14	10/31/14	2,386 94	4,247 15		-1,860 21			
PALO ALTO NETWORKS INC COM USD0 0001, PANW, 697435105										
Sale	28 000	01/09/14	10/29/14	2,891 66	1,699 54		1,192 12			
Sale	41 000	02/07/14	10/29/14	4,245 86	2,704 11		1,541 75			
Subtotals				7,137.52	4,403.65					
PAPA JOHNS INTL INC, PZZA, 698813102										
Sale	40 000	12/06/13	01/28/14	1,873 06	1,760 95		112 11			
PERNOD RICARD ADR EACH REPR 0 20 ORD, PDRDY, 714264207										
Sale	187 000	05/03/13	01/02/14	4,127 01	4,634 21		-507 20			
Sale	110 000	09/11/13	01/02/14	2,419 70	2,652 13		-232 43			
Subtotals				6,546.71	7,286.34					
PETROLEO BRASILEIRO SA PETROBRAS ADS EAC, PBR, 71654V408										
Sale	451 000	07/19/13	01/02/14	5,999 26	6,303 91		-304 65			

*Our records indicate that you are an exempt recipient for 1099 reporting purposes. This statement provided is based on IRS information reporting requirements for individuals as of the preparation date and is NOT furnished to the IRS. You may be subject to different income tax reporting requirements. Please contact your tax advisor if you have any questions.





2014 Informational Tax Reporting Statement

ROTTMAN FAM CHARITABLE FOUNDAT Account No **5610** Customer Service CALL ADVISOR
Recipient ID No **** -***6006** Payer's Fed ID Number 04-3523567

Note: This information is not reported to the IRS. It may assist you in tax return preparation.

Short-term transactions

(IRS Form 1099-B box numbers are shown below in **bold** type)

1a Description of property, Stock or Other Symbol, CUSIP										
Action	Quantity	1b Date Acquired	1c Date Sold or Disposed	1d Proceeds	1e Cost or Other Basis (a)	1f Code, If Any (c) 1g Adjustments	Gain/Loss (-)	4 Federal Income Tax Withheld	14 State	16 State Tax Withheld
PRAXAIR INC, PX, 74005P104										
Sale	62 000	01/10/14	10/09/14	7,562 59	8,222 33		-659 74			
Sale	20 000	01/30/14	10/09/14	2,431 59	2,517 75		-86 16			
Subtotals				9,994.18	10,740.08					
PRUDENTIAL FINL INC, PRU, 744320102										
Sale	33 000	04/01/14	06/04/14	2,898 95	2,840 01		58 94			
PUBLIC STORAGE COM, PSA, 74460D109										
Sale	15 000	07/18/14	12/24/14	2,803 43	2,603 83		199 60			
QEP RESOURCES INC COM, QEP, 74733V100										
Sale	59 000	10/17/13	03/17/14	1,677 05	1,830 46		-153 41			
QLIK TECHNOLOGIES INC COM USD0 0001, QLIK, 74733T105										
Sale	49 000	10/17/13	03/05/14	1,501 71	1,594 03		-92 32			
Sale	222 000	10/17/13	09/22/14	6,021 43	7,221 95		-1,200 52			
Sale	102 000	10/17/13	10/15/14	2,384 91	3,318 20		-933 29			
Sale	191 000	12/23/13	10/15/14	4,480 76	4,992 77		-512 01			
Subtotals				14,388.81	17,126.95					
QUALITY SYSTEMS, QSII, 747582104										
Sale	101 000	07/30/13	05/05/14	1,520 14	2,289 54		-769 40			
REGENERON PHARMACEUTICALS INC, REGN, 75886F107										
Sale	24 000	07/12/13	03/07/14	7,866 55	6,391 95		1,474 60			

*Our records indicate that you are an exempt recipient for 1099 reporting purposes. This statement provided is based on IRS information reporting requirements for individuals as of the preparation date and is NOT furnished to the IRS. You may be subject to different income tax reporting requirements. Please contact your tax advisor if you have any questions.



2014 Informational Tax Reporting Statement

ROTTMAN FAM CHARITABLE FOUNDAT Account No **5610** Customer Service CALL ADVISOR
Recipient ID No **** -***6006** Payer's Fed ID Number 04-3523567

Note: This information is not reported to the IRS. It may assist you in tax return preparation.

Short-term transactions

(IRS Form 1099-B box numbers are shown below in **bold** type)

1a Description of property, Stock or Other Symbol, CUSIP										
Action	Quantity	1b Date Acquired	1c Date Sold or Disposed	1d Proceeds	1e Cost or Other Basis (a)	1f Code, If Any (c) 1g Adjustments	Gain/Loss (-)	4 Federal Income Tax Withheld	14 State	16 State Tax Withheld
REGIONS FINL CORP, RF, 7591EP100										
Sale	287 000	07/09/14	09/16/14	2,922 25	3,058 42		-136 17			
Sale	13 000	07/09/14	10/16/14	117 77	138 53		-20 76			
Subtotals				3,040.02	3,196.95					
REPSOL SA ADR-EACH CNV INTO 1 ORD(BNY), REPLY, 76026T205										
Sale	41 000	06/27/13	01/17/14	1,042 04	881 55		160 49			
Sale	161 000	01/02/14	01/17/14	4,123 13	3,994 31		128 82			
Sale	89 000	06/27/13	03/27/14	2,238 36	1,913 60		324 76			
Subtotals				7,403.53	6,789.46					
REYNOLDS AMERN INC, RAI, 761713106										
Sale	30 000	12/05/13	03/05/14	1,621 02	1,519 17		101 85			
Sale	102 000	09/02/14	10/02/14	5,970 13	6,030 96		-60 83			
Subtotals				7,591.15	7,550.13					
RIO TINTO ADR EACH REP 1 ORD, RIO, 767204100										
Sale	65 000	07/19/13	01/02/14	3,600 93	2,890 70		710 23			
ROYAL BANK OF SCOTLAND GROUP PLC ADR EAC, RBS, 780097689										
Sale	355 000	11/27/13	01/02/14	3,953 78	3,838 40		115 38			
ROYAL CARIBBEAN CRUISES COM USD0 01, RCL, V7780T103										
Sale	71 000	10/16/14	11/20/14	4,967 62	4,009 51		958 11			
SAIPEM UNSP ADR EACHREPR 0 50 ORD EUR1 0, SAPMY, 79376W208										
Sale	473 000	01/17/14	12/05/14	2,572 73	5,561 79		-2,989 06			

*Our records indicate that you are an exempt recipient for 1099 reporting purposes. This statement provided is based on IRS information reporting requirements for individuals as of the preparation date and is NOT furnished to the IRS. You may be subject to different income tax reporting requirements. Please contact your tax advisor if you have any questions.





2014 Informational Tax Reporting Statement

ROTTMAN FAM CHARITABLE FOUNDAT Account No **5610** Customer Service CALL ADVISOR
Recipient ID No **** -***6006** Payer's Fed ID Number 04-3523567

Note: This information is not reported to the IRS. It may assist you in tax return preparation.

Short-term transactions

(IRS Form 1099-B box numbers are shown below in **bold** type)

1a Description of property, Stock or Other Symbol, CUSIP										
Action	Quantity	1b Date Acquired	1c Date Sold or Disposed	1d Proceeds	1e Cost or Other Basis (a)	1f Code, If Any (c) 1g Adjustments	Gain/Loss (-)	4 Federal Income Tax Withheld	14 State	16 State Tax Withheld
SANOFI SPONSORED ADR, SNY, 80105N105										
Sale	25 000	06/04/13	03/05/14	1,294 97	1,348 13		-53 16			
Sale	14 000	01/02/14	03/05/14	717 23	726 83		-9 60			
Sale	112 000	01/02/14	10/31/14	5,178 76	5,814 66		-635 90			
Subtotals				7,190.96	7,889.62					
SCHWAB CHARLES CORP NEW, SCHW, 808513105										
Sale	139 000	02/20/14	11/19/14	3,956 24	3,638 05		318 19			
SEMPRA ENERGY, SRE, 816851109										
Sale	38 000	07/11/14	10/08/14	4,097 47	3,892 49		204 98			
SERVICENOW INC COM USD0 001, NOW, 81762P102										
Sale	29 000	02/19/13	01/31/14	1,831 48	974 38		857 10			
SERVICESOURCE INTL LLC COM USD0 00001, SREV, 81763U100										
Sale	303 000	05/17/13	02/06/14	2,394 79	2,053 20		341 59			
SHANGHAI ELECTRIC GROUP CO UNSP ADR EACH, SIELY, 81943J108										
Sale	498 000	01/03/14	10/22/14	4,600 83	3,558 69		1,042 14			
SIMON PPTY GRP INC, SPG, 828806109										
Sale	24 000	07/17/14	10/16/14	3,982 44	4,077 22		-94 78			
SOCIETE GENERALE SPON ADR-EACH 5 CNV INT, SCGLY, 83364L109										
Sale	115 000	02/20/14	04/09/14	1,432 96	1,485 20		-52 24			

*Our records indicate that you are an exempt recipient for 1099 reporting purposes. This statement provided is based on IRS information reporting requirements for individuals as of the preparation date and is NOT furnished to the IRS. You may be subject to different income tax reporting requirements. Please contact your tax advisor if you have any questions.



2014 Informational Tax Reporting Statement

ROTTMAN FAM CHARITABLE FOUNDAT Account No **5610** Customer Service CALL ADVISOR
Recipient ID No ****--***6006** Payer's Fed ID Number 04-3523567

Note: This information is not reported to the IRS. It may assist you in tax return preparation.

Short-term transactions

(IRS Form 1099-B box numbers are shown below in **bold** type)

1a Description of property, Stock or Other Symbol, CUSIP										
Action	Quantity	1b Date Acquired	1c Date Sold or Disposed	1d Proceeds	1e Cost or Other Basis (a)	1f Code, If Any (c) 1g Adjustments	Gain/Loss (-)	4 Federal Income Tax Withheld	14 State	16 State Tax Withheld
STARBUCKS CORP, SBUX, 855244109										
Sale	20 000	10/30/13	03/27/14	1,460 01	1,619 78		-159 77			
STATOIL ASA SPON ADREACH REP 1 ORD NOK2 , STO, 85771P102										
Sale	169 000	01/02/14	05/08/14	5,278 25	4,011 56		1,266 69			
T ROWE PRICE GROUP INC, TROW, 74144T108										
Sale	61 000	01/28/13	01/24/14	4,712 14	4,406 28		305 86			
Sale	68 000	01/28/13	01/27/14	5,194 63	4,911 92		282 71			
Subtotals				9,906.77	9,318.20					
TEXAS CAP BANCSHARESINC, TCBI, 88224Q107										
Sale	25 000	03/21/14	05/28/14	1,291 02	1,634 95		-343 93			
THE FRESH MARKET INCCOM USD0 01, TFM, 35804H106										
Sale	59 000	05/09/13	01/03/14	2,394 48	2,547 90		-153 42			
THERMO FISHER SCIENTIFIC INC, TMO, 883556102										
Sale	3 000	02/13/14	12/24/14	380 36	368 98		11 38			
Sale	22 000	03/07/14	12/24/14	2,781 36	2,794 69		-13 33			
Subtotals				3,161.72	3,163.67					
TJX COS INC NEW COM ISIN #US8725401090 S, TJX, 872540109										
Sale	24 000	05/16/14	12/24/14	1,620 89	1,407 13		213 76			
TOWERS WATSON & CO COM USD0 01 CLASS A, TW, 891894107										
Sale	14 000	10/14/13	03/05/14	1,572 48	1,659 19		-86 71			
Sale	59 000	09/20/13	06/23/14	6,187 19	6,084 36		102 83			

*Our records indicate that you are an exempt recipient for 1099 reporting purposes. This statement provided is based on IRS information reporting requirements for individuals as of the preparation date and is NOT furnished to the IRS. You may be subject to different income tax reporting requirements. Please contact your tax advisor if you have any questions.





2014 Informational Tax Reporting Statement

ROTTMAN FAM CHARITABLE FOUNDAT Account No **5610** Customer Service CALL ADVISOR
Recipient ID No **** -***6006** Payer's Fed ID Number 04-3523567

Note: This information is not reported to the IRS. It may assist you in tax return preparation.

Short-term transactions

(IRS Form 1099-B box numbers are shown below in **bold** type)

1a Description of property, Stock or Other Symbol, CUSIP										
Action	Quantity	1b Date Acquired	1c Date Sold or Disposed	1d Proceeds	1e Cost or Other Basis (a)	1f Code, If Any (c) 1g Adjustments	Gain/Loss (-)	4 Federal Income Tax Withheld	14 State	16 State Tax Withheld
TOWERS WATSON & CO COM USD0 01 CLASS A, TW, 891894107										
Sale	25 000	10/14/13	06/23/14	2,613 74	2,962 85		-349 11			
Subtotals				10,373.41	10,706.40					
TOYOTA MOTOR CORP SPADR REP2COM ISIN #US, TM, 892331307										
Sale	15 000	01/02/14	12/24/14	1,893 40	1,812 36		81 04			
TREND MICRO INC ADR EACH REP 1 ORD NPV S, TMICY, 89486M206										
Sale	102 000	01/02/14	03/05/14	3,351 87	3,541 97		-190 10			
Sale	42 000	01/02/14	03/27/14	1,317 93	1,458 46		-140 53			
Subtotals				4,669.80	5,000.43					
TRIMAS CORP COM NEW, TRS, 896215209										
Sale	42 000	03/25/14	10/01/14	994 56	1,437 63		-443 07			
TRONOX LTD ORD REG, TROX, Q9235V101										
Sale	92 000	10/08/13	05/21/14	2,395 95	2,243 55		152 40			
TWENTY-FIRST CENTY FOX INC CL B, FOX, 90130A200										
Sale	56 000	05/15/13	02/20/14	1,772 81	1,663 86		108 95			
Sale	145 000	07/15/13	02/20/14	4,610 91	4,379 70		231 21			
Subtotals				6,383.72	6,043.56					
TWIN DISC INC, TWIN, 901476101										
Sale	61 000	07/07/14	12/01/14	1,280 15	1,994 11		-713 96			

***Our records indicate that you are an exempt recipient for 1099 reporting purposes. This statement provided is based on IRS information reporting requirements for individuals as of the preparation date and is NOT furnished to the IRS. You may be subject to different income tax reporting requirements. Please contact your tax advisor if you have any questions.**



2014 Informational Tax Reporting Statement

ROTTMAN FAM CHARITABLE FOUNDAT Account No **5610** Customer Service CALL ADVISOR
Recipient ID No **** -***6006** Payer's Fed ID Number 04-3523567

Note: This information is not reported to the IRS. It may assist you in tax return preparation.

Short-term transactions

(IRS Form 1099-B box numbers are shown below in **bold** type)

1a Description of property, Stock or Other Symbol, CUSIP										
Action	Quantity	1b Date Acquired	1c Date Sold or Disposed	1d Proceeds	1e Cost or Other Basis (a)	1f Code, If Any (c) 1g Adjustments	Gain/Loss (-)	4 Federal Income Tax Withheld	14 State	16 State Tax Withheld
UBS AG CHF0 10, OUBS, H89231338										
Sale	233 000	01/08/13	01/02/14	4,338 38	3,838 47		499 91			
UNITED CONTINENTAL HOLDINGS INC COM USD0, UAL, 910047109										
Sale	71 000	01/23/14	06/04/14	3,319 74	3,446 48		-126 74			
VERIZON COMMUNICATIONS, VZ, 92343V104										
Cash In Lieu	0 000	02/27/14	02/27/14	26 42	0 00		26 42			
Sale	1 000	03/19/13	03/10/14	47 02	49 00	W 1 98	-1 98			
Sale	104 000	03/19/13	03/10/14	4,883 08	5,095 90	W 212 82	-212 82			
Sale	10 000	02/24/14	03/10/14	470 29	462 30		7 99			
Subtotals				5,426.81	5,607.20					
VIASAT INC, VSAT, 92552V100										
Sale	34 000	01/03/14	07/07/14	1,933 40	2,088 41		-155 01			
VODAFONE GROUP SPON ADR REP 10 ORD SHS (, VOD, 92857W308										
Cash In Lieu	0 727	02/25/14	02/25/14	30 29	22 70		7 59			
VOLKSWAGEN AG ADR EACH REP 1/5 ORD NPV(M, VLKAY, 928662303										
Sale	92 000	08/15/13	07/09/14	4,594 24	4,424 78		169 46			
WABCO HLDGS INC COM, WBC, 92927K102										
Sale	17 000	06/23/14	12/24/14	1,786 70	1,881 60		-94 90			
WASHINGTON PRIME GROUP INC, WPG, 939647103										
Cash In Lieu	0 500	06/03/14	06/03/14	9 86	4 03		5 83			

*Our records indicate that you are an exempt recipient for 1099 reporting purposes. This statement provided is based on IRS information reporting requirements for individuals as of the preparation date and is NOT furnished to the IRS. You may be subject to different income tax reporting requirements. Please contact your tax advisor if you have any questions.



2014 Informational Tax Reporting Statement

ROTTMAN FAM CHARITABLE FOUNDAT Account No **5610** Customer Service CALL ADVISOR
 Recipient ID No *****-***6006** Payer's Fed ID Number 04-3523567

Note: This information is not reported to the IRS. It may assist you in tax return preparation.

Short-term transactions

(IRS Form 1099-B box numbers are shown below in **bold type**)

1a Description of property, Stock or Other Symbol, CUSIP											
Action	Quantity	1b Date Acquired	1c Date Sold or Disposed	1d Proceeds	1e Cost or Other Basis (a)	1f Code, If Any (c) 1g Adjustments	Gain/Loss (-)	4 Federal Income Tax Withheld	14 State	16 State Tax Withheld	
WESCO AIRCRAFT HOLDINGS INC COM USD0 001, WAIR, 950814103											
Sale	114 000	07/25/13	07/08/14	2,215 00	2,278 83		-63 83				
WHOLE FOODS MKT INC, WFM, 966837106											
Sale	2 000	03/25/13	03/05/14	108 31	86 42		21 89				
Sale	25 000	11/08/13	03/05/14	1,346 02	1,467 74		-121 72				
Subtotals				1,454.33	1,554.16						
WILLIAMS SONOMA INC, WSM, 969904101											
Sale	16 000	06/28/13	01/10/14	931 34	896 29		35 05				
ZURICH INSURANCE GROUP AG SPON ADR 10REP, ZURVY, 989825104											
Sale	87 000	12/18/13	01/02/14	2,461 06	2,460 48		0 58				
TOTALS				505,910.46	508,562.66			0.00			
Short-Term Realized Gain							32,815.01				
Short-Term Realized Loss							-35,467.21				
Wash Sale Loss Disallowed							214.80				
Market Discount							0.00				

*Our records indicate that you are an exempt recipient for 1099 reporting purposes. This statement provided is based on IRS information reporting requirements for individuals as of the preparation date and is NOT furnished to the IRS. You may be subject to different income tax reporting requirements. Please contact your tax advisor if you have any questions.



2014 Informational Tax Reporting Statement

ROTTMAN FAM CHARITABLE FOUNDAT Account No **5610** Customer Service CALL ADVISOR
Recipient ID No **** -***6006** Payer's Fed ID Number 04-3523567

Note: This information is not reported to the IRS. It may assist you in tax return preparation.

Long-term transactions

(IRS Form 1099-B box numbers are shown below in **bold** type)

1a Description of property, Stock or Other Symbol, CUSIP											
Action	Quantity	1b Date Acquired	1c Date or Disposed	1d Proceeds	1e Cost or Other Basis (a)	1f Code, If Any (c) 1g Adjustments	Gain/Loss (-)	4 Federal Income Tax Withheld	14 State	16 State Tax Withheld	
ACE LIMITED ORD CHF27 04, ACE, H0023R105											
Sale	15 000	03/20/09	03/28/14	1,468 31	576 29		892 02				
Sale	23 000	05/09/11	03/28/14	2,243 47	1,551 33		692 14				
Subtotals				3,711.78	2,127.62						
AFFILIATED MANAGERS GROUP, AMG, 008252108											
Sale	10 000	03/20/09	02/05/14	1,867 71	408 64		1,459 07				
AFLAC INC, AFL, 001055102											
Sale	112 000	03/26/13	04/01/14	7,083 73	5,886 83		1,196 90				
AKZO NOBEL NV SPON ADR EACH REPR 1/3 ORD, AKZOY, 010199305											
Sale	66 000	10/07/10	01/02/14	1,680 30	1,388 45		291 85				
Sale	29 000	08/21/12	01/02/14	741 80	539 32		202 48				
Sale	94 000	09/27/12	01/02/14	2,404 47	1,839 07		565 40				
Subtotals				4,826.57	3,766.84						
ALLERGAN INC, AGN, 018490102											
Sale	1 000	05/04/12	04/23/14	165 64	93 13		72 51				
Sale	58 000	06/27/12	04/23/14	9,599 53	5,289 68		4,309 85				
Sale	29 000	06/27/12	05/01/14	4,891 90	2,644 84		2,247 06				
Sale	38 000	08/06/12	05/01/14	6,402 12	3,253 53		3,148 59				
Subtotals				21,059.19	11,281.18						
ALLOT COMMUNICATIONSLTD COM STK ILS0 10, ALLT, M0854Q105											
Sale	56 000	11/07/12	12/24/14	511 71	1,350 27		-838 56				

*Our records indicate that you are an exempt recipient for 1099 reporting purposes. This statement provided is based on IRS information reporting requirements for individuals as of the preparation date and is NOT furnished to the IRS. You may be subject to different income tax reporting requirements. Please contact your tax advisor if you have any questions.





2014 Informational Tax Reporting Statement

ROTTMAN FAM CHARITABLE FOUNDAT Account No **5610** Customer Service CALL ADVISOR
Recipient ID No **** -***6006** Payer's Fed ID Number 04-3523567

Note: This information is not reported to the IRS. It may assist you in tax return preparation.

Long-term transactions

(IRS Form 1099-B box numbers are shown below in **bold** type)

1a Description of property, Stock or Other Symbol, CUSIP											
Action	Quantity	1b Date Acquired	1c Date Sold or Disposed	1d Proceeds	1e Cost or Other Basis (a)	1f Code, If Any (c) 1g Adjustments	Gain/Loss (-)	4 Federal Income Tax Withheld	14 State	16 State Tax Withheld	
ALSTOM UNSP ADR EACHREPR 0 10 ORD, ALSMY, 021244207											
Sale	434 000	01/27/11	02/19/14	1,119 70	2,546 85		-1,427 15				
Sale	484 000	05/01/12	02/19/14	1,240 74	1,711 63		-470 89				
Subtotals				2,360.44	4,258.48						
AMAZON COM INC, AMZN, 023135106											
Sale	11 000	03/20/09	02/20/14	3,839 78	769 95		3,069 83				
AMERICAN ELEC PWR CO, AEP, 025537101											
Sale	26 000	04/15/09	01/23/14	1,238 35	691 00		547 35				
Sale	40 000	05/29/09	01/23/14	1,897 21	1,061 60		835 61				
Subtotals				3,135.56	1,752.60						
AMERICAN EXPRESS CO, AXP, 025816109											
Sale	24 000	09/08/09	03/05/14	2,203 37	805 85		1,397 52				
Sale	61 000	09/08/09	10/02/14	5,230 00	2,048 19		3,181 81				
Subtotals				7,433.37	2,854.04						
ANCHOR ALTERNATIVE INCOME INVESTOR, AAIFX, 66538B610											
Sale	690 000	05/25/12	03/05/14	6,092 70	6,838 75		-746 05				
Sale	887 000	05/25/12	12/24/14	7,920 91	8,791 27		-870 36				
Subtotals				14,013.61	15,630.02						
ARCOS DORADOS HOLDINGS INC COM NPVCL A, ARCO, G0457F107											
Sale	248 000	12/07/12	01/02/14	2,878 71	3,105 47		-226 76				

***Our records indicate that you are an exempt recipient for 1099 reporting purposes. This statement provided is based on IRS information reporting requirements for individuals as of the preparation date and is NOT furnished to the IRS. You may be subject to different income tax reporting requirements. Please contact your tax advisor if you have any questions.**



2014 Informational Tax Reporting Statement

ROTTMAN FAM CHARITABLE FOUNDAT Account No **5610** Customer Service CALL ADVISOR
Recipient ID No **** -***6006** Payer's Fed ID Number 04-3523567

Note: This information is not reported to the IRS. It may assist you in tax return preparation.

Long-term transactions

(IRS Form 1099-B box numbers are shown below in **bold type**)

1a Description of property, Stock or Other Symbol, CUSIP											
Action	Quantity	1b Date Acquired	1c Date or Disposed	1d Proceeds	1e Cost or Other Basis (a)	1f Code, If Any (c) 1g Adjustments	Gain/Loss (-)	4 Federal Income Tax Withheld	14 State	16 State Tax Withheld	
ASBURY AUTOMOTIVE GROUP INC, ABG, 043436104											
Sale	27 000	05/01/12	10/29/14	1,835 56	765 11		1,070 45				
ASCENA RETAIL GROUP INC COM, ASNA, 04351G101											
Sale	72 000	08/21/12	08/19/14	1,171 38	1,380 99		-209 61				
ASPEN TECHNOLOGY INC, AZPN, 045327103											
Sale	71 000	05/05/10	08/15/14	3,034 33	800 65		2,233 68				
Sale	61 000	05/05/10	12/02/14	2,191 66	687 88		1,503 78				
Subtotals				5,225.99	1,488.53						
ASSOCIATED ESTATES RLTY CORP, AEC, 045604105											
Sale	120 000	12/31/09	07/31/14	2,112 40	1,242 85		869 55				
AT&T INC COM, T, 00206R102											
Sale	149 000	03/20/09	03/13/14	4,812 09	3,776 40		1,035 69				
AVALONBAY COMMUNITIES INC, AVB, 053484101											
Sale	18 000	03/20/09	01/23/14	2,163 71	804 85		1,358 86				
BALLY TECHNOLOGIES INC, 05874B107											
Sale	16 000	09/27/12	02/11/14	1,076 03	793 77		282 26				
BARCLAYS ADR-EACH CVINTO 4 ORD STK GBP0 , BCS, 06738E204											
Sale	34 000	05/21/10	01/02/14	601 99	584 15		17 84				
Sale	240 000	01/24/12	01/02/14	4,305 52	3,281 55		1,023 97				

*Our records indicate that you are an exempt recipient for 1099 reporting purposes. This statement provided is based on IRS information reporting requirements for individuals as of the preparation date and is NOT furnished to the IRS. You may be subject to different income tax reporting requirements. Please contact your tax advisor if you have any questions.





2014 Informational Tax Reporting Statement

ROTTMAN FAM CHARITABLE FOUNDAT Account No **5610** Customer Service CALL ADVISOR
Recipient ID No **** -***6006** Payer's Fed ID Number 04-3523567

Note: This information is not reported to the IRS. It may assist you in tax return preparation.

Long-term transactions

(IRS Form 1099-B box numbers are shown below in **bold** type)

1a Description of property, Stock or Other Symbol, CUSIP											
Action	Quantity	1b Date Acquired	1c Date or Disposed	1d Proceeds	1e Cost or Other Basis (a)	1f Code, If Any (c) 1g Adjustments	Gain/Loss (-)	4 Federal Income Tax Withheld	14 State	16 State Tax Withheld	
BARCLAYS ADR-EACH CVINTO 4 ORD STK GBP0 , BCS, 06738E204											
Sale	104 000	09/27/12	01/02/14	1,865 72	1,483 71		382 01				
Subtotals				6,773.23	5,349.41						
BAYER AG SPON ADR-EACH REPR 1 ORD NPV, BAYRY, 072730302											
Sale	11 000	05/29/09	03/05/14	1,501 22	629 54		871 68				
Sale	3 000	06/01/12	03/05/14	411 59	182 56		229 03				
Subtotals				1,912.81	812.10						
BG GROUP ADR REP 1 ORD GBP0 10, BRGY, 055434203											
Sale	190 000	02/11/10	01/02/14	4,056 42	3,453 46		602 96				
Sale	70 000	09/21/10	01/02/14	1,486 52	1,251 15		235 37				
Sale	125 000	12/21/11	01/02/14	2,668 70	2,597 45		71 25				
Subtotals				8,211.64	7,302.06						
BIO RAD LABORATORIESINC CL A, BIO, 090572207											
Sale	22 000	05/07/12	07/01/14	2,642 77	2,286 05		356 72				
BOEING CO, BA, 097023105											
Sale	51 000	01/22/10	09/16/14	6,493 17	2,954 27		3,538 90				
Sale	26 000	12/19/11	09/16/14	3,302 29	1,832 11		1,470 18				
Subtotals				9,795.46	4,786.38						
BT GROUP ADR EACH REP 10 ORD, BT, 05577E101											
Sale	37 000	11/16/12	01/02/14	2,304 50	1,298 51		1,005 99				

*Our records indicate that you are an exempt recipient for 1099 reporting purposes. This statement provided is based on IRS information reporting requirements for individuals as of the preparation date and is NOT furnished to the IRS. You may be subject to different income tax reporting requirements. Please contact your tax advisor if you have any questions.



2014 Informational Tax Reporting Statement

ROTTMAN FAM CHARITABLE FOUNDAT Account No **5610** Customer Service CALL ADVISOR
Recipient ID No ****--***6006** Payer's Fed ID Number 04-3523567

Note: This information is not reported to the IRS. It may assist you in tax return preparation.

Long-term transactions

(IRS Form 1099-B box numbers are shown below in **bold** type)

1a Description of property, Stock or Other Symbol, CUSIP											
Action	Quantity	1b Date Acquired	1c Date or Disposed	1d Proceeds	1e Cost or Other Basis (a)	1f Code, If Any (c) 1g Adjustments	Gain/Loss (-)	4 Federal Income Tax Withheld	14 State	16 State Tax Withheld	
CALIFORNIA RES CORP COM ISIN #US13057Q10, CRC, 13057Q107											
Sale	36 956	03/20/09	12/16/14	211 38	187 84		23 54				
Sale	0 358	03/25/09	12/16/14	1 94	1 89		0 05				
Sale	6 000	03/25/09	12/16/14	34 31	31 75		2 56				
Sale	1 000	05/29/09	12/16/14	5 42	6 02		-0 60				
Sale	0 590	05/29/09	12/16/14	3 20	3 55		-0 35				
Sale	0 127	05/16/13	12/16/14	0 69	1 03		-0 34				
Sale	11 000	05/16/13	12/16/14	62 91	89 75		-26 84				
Subtotals				319.85	321.83						
CALLAWAY GOLF CO DELAWARE, ELY, 131193104											
Sale	314 000	03/13/13	04/29/14	2,704 95	2,077 21		627 74				
CANON INC ADR EACH REP 1 ORD NPV(MGT), CAJ, 138006309											
Sale	71 000	02/22/11	01/02/14	2,242 14	3,412 40		-1,170 26				
Sale	28 000	09/22/11	01/02/14	876 27	1,204 95		-328 68				
Sale	35 000	02/13/12	01/02/14	1,105 28	1,559 15		-453 87				
Subtotals				4,223.69	6,176.50						
CATAMARAN CORP COM ISIN #CA1488871023 SE, CTRX, 148887102											
Sale	28 000	09/22/11	12/24/14	1,443 25	1,252 49		190 76				
CBL & ASSOC PPTYS INC DEP SHS REPSTG 1/1, CBLPRD, 124830605											
Sale	63 000	10/25/10	04/22/14	1,567 01	1,500 42		66 59				

*Our records indicate that you are an exempt recipient for 1099 reporting purposes. This statement provided is based on IRS information reporting requirements for individuals as of the preparation date and is NOT furnished to the IRS. You may be subject to different income tax reporting requirements. Please contact your tax advisor if you have any questions.





2014 Informational Tax Reporting Statement

ROTTMAN FAM CHARITABLE FOUNDAT Account No **5610** Customer Service CALL ADVISOR
Recipient ID No **** -***6006** Payer's Fed ID Number 04-3523567

Note: This information is not reported to the IRS. It may assist you in tax return preparation.

Long-term transactions

(IRS Form 1099-B box numbers are shown below in **bold type**)

1a Description of property, Stock or Other Symbol, CUSIP										
Action	Quantity	1b Date Acquired	1c Date Sold or Disposed	1d Proceeds	1e Cost or Other Basis (a)	1f Code, If Any (c) 1g Adjustments	Gain/Loss (-)	4 Federal Income Tax Withheld	14 State	16 State Tax Withheld
CEVA INC COM USD0 001, CEVA, 157210105										
Sale	63 000	02/06/12	05/23/14	945 21	1,708 64		-763 43			
CHEUNG KONG (HOLDINGS) LTD ADR-EACH CNV, CHEUY, 166744201										
Sale	211 000	03/20/09	08/28/14	3,850 66	1,714 88		2,135 78			
CHEVRON CORP NEW, CVX, 166764100										
Sale	12 000	10/24/11	12/24/14	1,361 60	1,276 48		85 12			
Sale	12 000	06/04/13	12/24/14	1,353 65	1,483 47		-129 82			
Subtotals				2,715.25	2,759.95					
CHINA UNICOM (HONG KONG) LIMITED ADR EAC, CHU, 16945R104										
Sale	77 000	03/20/09	01/02/14	1,133 94	810 34		323 60			
Sale	113 000	06/03/09	01/02/14	1,675 76	1,629 55		46 21			
Sale	5 000	05/20/11	01/02/14	74 14	106 52		-32 38			
Subtotals				2,883.84	2,546.41					
CITIGROUP INC COM NEW, C, 172967424										
Sale	13 000	03/21/12	01/27/14	634 51	492 21		142 30			
Sale	3 000	03/21/12	10/16/14	141 78	113 59		28 19			
Subtotals				776.29	605.80					
CLEAN HBRS INC, CLH, 184496107										
Sale	38 000	06/21/10	03/25/14	2,025 76	1,324 84		700 92			
COACH INC, COH, 189754104										
Sale	53 000	03/19/13	04/01/14	2,631 39	2,576 86		54 53			

*Our records indicate that you are an exempt recipient for 1099 reporting purposes. This statement provided is based on IRS information reporting requirements for individuals as of the preparation date and is NOT furnished to the IRS. You may be subject to different income tax reporting requirements. Please contact your tax advisor if you have any questions.



2014 Informational Tax Reporting Statement

ROTTMAN FAM CHARITABLE FOUNDAT Account No **5610** Customer Service CALL ADVISOR
Recipient ID No **-*****6006** Payer's Fed ID Number 04-3523567

Note: This information is not reported to the IRS. It may assist you in tax return preparation.

Long-term transactions

(IRS Form 1099-B box numbers are shown below in **bold type**)

1a Description of property, Stock or Other Symbol, CUSIP											
Action	Quantity	1b Date Acquired	1c Date or Disposed	1d Proceeds	1e Cost or Other Basis (a)	1f Code, If Any (c) 1g Adjustments	Gain/Loss (-)	4 Federal Income Tax Withheld	14 State	16 State Tax Withheld	
COHERENT INC, COHR, 192479103											
Sale	29 000	09/22/11	12/02/14	1,592 81	1,252 05		340 76				
COMCAST CORP NEW CL A, CMCSA, 20030N101											
Sale	76 000	04/27/11	11/11/14	4,016 92	1,967 31		2,049 61				
Sale	5 000	01/28/13	11/11/14	264 79	198 18		66 61				
Sale	83 000	04/27/11	11/13/14	4,498 85	2,148 51		2,350 34				
Subtotals				8,780.56	4,314.00						
COMPASS GROUP PLC ADR EACH REPR 1 ORD GB, 20449X203											
Sale	139 000	12/19/11	01/02/14	2,196 55	1,275 63		920 92				
CONOCOPHILLIPS, COP, 20825C104											
Sale	8 000	04/20/10	10/16/14	535 42	354 38		181 04				
Sale	48 000	05/28/10	10/16/14	3,212 56	1,925 11		1,287 45				
Sale	27 000	06/21/10	10/16/14	1,807 07	1,167 57		639 50				
Sale	74 000	06/21/12	10/16/14	4,952 71	3,908 03		1,044 68				
Subtotals				10,507.76	7,355.09						
COOPER COS INC COM NEW ISIN #US216648402, COO, 216648402											
Sale	11 000	12/22/11	12/24/14	1,798 10	774 99		1,023 11				
CORNING INC, GLW, 219350105											
Sale	198 000	08/14/13	12/09/14	4,251 43	3,001 71		1,249 72				

***Our records indicate that you are an exempt recipient for 1099 reporting purposes. This statement provided is based on IRS information reporting requirements for individuals as of the preparation date and is NOT furnished to the IRS. You may be subject to different income tax reporting requirements. Please contact your tax advisor if you have any questions.**





2014 Informational Tax Reporting Statement

ROTTMAN FAM CHARITABLE FOUNDAT Account No **!5610** Customer Service CALL ADVISOR
Recipient ID No ****--***6006** Payer's Fed ID Number 04-3523567

Note: This information is not reported to the IRS. It may assist you in tax return preparation.

Long-term transactions

(IRS Form 1099-B box numbers are shown below in **bold** type)

1a Description of property, Stock or Other Symbol, CUSIP										
Action	Quantity	1b Date Acquired	1c Date or Disposed	1d Proceeds	1e Cost or Other Basis (a)	1f Code, If Any (c) 1g Adjustments	Gain/Loss (-)	4 Federal Income Tax Withheld	14 State	16 State Tax Withheld
COVIDIEN PLC USD0 20, COV, G2554F113										
Sale	49 000	03/20/09	10/08/14	4,629 30	1,436 14		3,193 16			
Sale	8 000	06/18/10	10/08/14	757 10	313 01		444 09			
Sale	7 000	06/18/10	06/19/14	630 71	273 88		356 83			
Subtotals				6,017.11	2,023.03					
CREDIT AGRICOLE S A ADR ISIN #US22531310, CRARY, 225313105										
Sale	228 000	08/19/10	12/24/14	1,496 78	1,503 63		-6 85			
CREDIT SUISSE GROUP SPON ADR-REP 1 ORD C, CS, 225401108										
Sale	1 600	02/12/10	12/24/14	39 43	67 13		-27 70			
Sale	31 000	02/12/10	12/24/14	804 43	1,300 75		-496 32			
Sale	0 400	08/15/11	12/24/14	9 86	11 98		-2 12			
Sale	76 000	08/15/11	12/24/14	1,966 80	2,275 76		-308 96			
Subtotals				2,820.52	3,655.62					
CVS CAREMARK CORP, CVS, 126650100										
Sale	19 000	06/10/10	07/24/14	1,498 87	608 11		890 76			
Sale	25 000	11/07/11	07/24/14	1,964 25	958 67		1,005 58			
Sale	20 000	06/10/10	12/24/14	1,949 80	640 12		1,309 68			
Subtotals				5,412.92	2,206.90					
DANONE ADR-EA CNV INTO 1/5 EURO 25(CBK), DANOY, 23636T100										
Sale	221 000	03/20/09	01/02/14	3,088 20	2,036 78		1,051 42			
Sale	103 000	10/07/10	01/02/14	1,443 00	1,268 67		174 33			

***Our records indicate that you are an exempt recipient for 1099 reporting purposes. This statement provided is based on IRS information reporting requirements for individuals as of the preparation date and is NOT furnished to the IRS. You may be subject to different income tax reporting requirements. Please contact your tax advisor if you have any questions.**



2014 Informational Tax Reporting Statement

ROTTMAN FAM CHARITABLE FOUNDAT Account No **5610** Customer Service CALL ADVISOR
Recipient ID No **** -***6006** Payer's Fed ID Number 04-3523567

Note: This information is not reported to the IRS. It may assist you in tax return preparation.

Long-term transactions

(IRS Form 1099-B box numbers are shown below in **bold** type)

1a Description of property, Stock or Other Symbol, CUSIP											
Action	Quantity	1b Date Acquired	1c Date or Disposed	1d Proceeds	1e Cost or Other Basis (a)	1f Code, If Any (c) 1g Adjustments	Gain/Loss (-)	4 Federal Income Tax Withheld	14 State	16 State Tax Withheld	
DANONE ADR-EA CNV INTO 1/5 EURO 25(CBK), DANOY, 23636T100											
Sale	207 000	05/31/12	01/02/14	2,900 01	2,669 97		230 04				
Subtotals				7,431.21	5,975.42						
DASSAULT SYSTEMES SPONS ADR REPR 1 ORDEU, DASTY, 237545108											
Sale	41 000	07/20/10	01/02/14	5,033 72	2,791 85		2,241 87				
Sale	1 000	10/07/10	01/02/14	116 67	73 22		43 45				
Subtotals				5,150.39	2,865.07						
DBS GROUP HLDGS LTD SPONS ADR EACH REPR, DBSDY, 23304Y100											
Sale	16 000	10/07/10	03/05/14	813 10	707 37		105 73				
Sale	30 000	08/21/12	03/05/14	1,516 62	1,417 69		98 93				
Subtotals				2,329.72	2,125.06						
DENSO CORP ADR-EACH CNV INTO 0 50 ORD NP, DNZOY, 24872B100											
Sale	336 000	10/13/10	01/02/14	8,744 69	5,129 85		3,614 84				
Sale	175 000	08/22/12	01/02/14	4,558 67	3,080 95		1,477 72				
Subtotals				13,303.36	8,210.80						
DEUTSCHE POST AG SPONS ADR EA REPR 1 ORD, DPSGY, 25157Y202											
Sale	75 000	03/20/09	05/16/14	2,726 11	830 88		1,895 23				
DEXCOM INC, DXCM, 252131107											
Sale	33 000	04/07/11	03/05/14	1,613 31	541 28		1,072 03				

*Our records indicate that you are an exempt recipient for 1099 reporting purposes. This statement provided is based on IRS information reporting requirements for individuals as of the preparation date and is NOT furnished to the IRS. You may be subject to different income tax reporting requirements. Please contact your tax advisor if you have any questions.





2014 Informational Tax Reporting Statement

ROTTMAN FAM CHARITABLE FOUNDAT Account No **5610** Customer Service CALL ADVISOR
Recipient ID No **** -***6006** Payer's Fed ID Number 04-3523567

Note: This information is not reported to the IRS. It may assist you in tax return preparation.

Long-term transactions

(IRS Form 1099-B box numbers are shown below in **bold type**)

1a Description of property, Stock or Other Symbol, CUSIP											
Action	Quantity	1b Date Acquired	1c Date Sold or Disposed	1d Proceeds	1e Cost or Other Basis (a)	1f Code, If Any (c) 1g Adjustments	Gain/Loss (-)	4 Federal Income Tax Withheld	14 State	16 State Tax Withheld	
DISCOVER FINL SVCS, DFS, 254709108											
Sale	20 000	03/19/13	07/11/14	1,243 22	885 96		357 26				
Sale	31 000	06/04/13	07/11/14	1,939 31	1,505 56		433 75				
Subtotals				3,182.53	2,391.52						
DISNEY WALT CO, DIS, 254687106											
Sale	20 000	03/20/09	03/05/14	1,645 62	349 58		1,296 04				
Sale	48 000	03/20/09	07/24/14	4,158 35	839 00		3,319 35				
Sale	32 000	03/20/09	12/24/14	3,013 42	559 34		2,454 08				
Subtotals				8,817.39	1,747.92						
DOLLAR GENERAL CORP COM USD0 875, DG, 256677105											
Sale	56 000	06/19/13	09/26/14	3,435 41	2,882 43		552 98				
E M C CORP MASS, EMC, 268648102											
Sale	36 000	08/06/12	06/12/14	947 46	960 56		-13 10				
Sale	120 000	08/27/12	06/12/14	3,184 72	3,177 15		7 57				
Sale	69 000	03/25/13	06/12/14	1,831 21	1,646 01		185 20				
Sale	116 000	06/04/13	06/12/14	3,078 57	2,840 67		237 90				
Subtotals				9,041.96	8,624.39						
EATON CORP PLC COM, ETN, G29183103											
Sale	106 000	05/23/13	06/23/14	8,399 25	7,092 60		1,306 65				
Sale	64 000	12/03/12	08/01/14	4,299 42	3,192 96		1,106 46				
Sale	4 000	06/26/13	08/01/14	260 76	250 78		9 98				
Subtotals				12,959.43	10,536.34						

*Our records indicate that you are an exempt recipient for 1099 reporting purposes. This statement provided is based on IRS information reporting requirements for individuals as of the preparation date and is NOT furnished to the IRS. You may be subject to different income tax reporting requirements. Please contact your tax advisor if you have any questions.



2014 Informational Tax Reporting Statement

ROTTMAN FAM CHARITABLE FOUNDAT Account No **5610** Customer Service CALL ADVISOR
Recipient ID No **** -***6006** Payer's Fed ID Number 04-3523567

Note: This information is not reported to the IRS. It may assist you in tax return preparation.

Long-term transactions

(IRS Form 1099-B box numbers are shown below in **bold type**)

1a Description of property, Stock or Other Symbol, CUSIP											
Action	Quantity	1b Date Acquired	1c Date or Disposed	1d Proceeds	1e Cost or Other Basis (a)	1f Code, If Any (c) 1g Adjustments	Gain/Loss (-)	4 Federal Income Tax Withheld	14 State	16 State Tax Withheld	
ECOLAB INC, ECL, 278865100											
Sale	22 000	07/25/11	03/05/14	2,398 36	1,144 63		1,253 73				
Sale	131 000	07/25/11	12/18/14	13,784 73	6,815 77		6,968 96				
Subtotals				16,183.09	7,960.40						
EDISON INTL, EIX, 281020107											
Sale	63 000	10/26/12	07/11/14	3,559 03	2,941 86		617 17				
ERICSSON ADR EACH REP 1 ORD B SEK1, ERIC, 294821608											
Sale	63 000	06/21/10	08/28/14	786 27	715 23		71 04				
Sale	128 000	06/22/09	10/21/14	1,486 04	1,192 51		293 53				
Sale	289 000	04/05/10	10/21/14	3,347 26	3,094 47		252 79				
Sale	33 000	06/21/10	10/21/14	383 12	374 64		8 48				
Subtotals				6,002.69	5,376.85						
FACEBOOK INC COM USD0 000006 CL A, FB, 30303M102											
Sale	39 000	06/03/12	03/05/14	2,783 23	1,329 91		1,453 32				
Sale	42 000	06/03/12	11/19/14	3,075 28	1,432 22		1,643 06				
Sale	32 000	11/28/12	11/19/14	2,343 07	844 72		1,498 35				
Subtotals				8,201.58	3,606.85						
FMC CORP NEW, FMC, 302491303											
Sale	24 000	09/02/09	05/06/14	1,816 00	576 60		1,239 40				
FORTINET INC COM USD0 001, FTNT, 34959E109											
Sale	64 000	11/07/12	04/22/14	1,401 93	1,232 27		169 66				

***Our records indicate that you are an exempt recipient for 1099 reporting purposes. This statement provided is based on IRS information reporting requirements for individuals as of the preparation date and is NOT furnished to the IRS. You may be subject to different income tax reporting requirements. Please contact your tax advisor if you have any questions.**





2014 Informational Tax Reporting Statement

ROTTMAN FAM CHARITABLE FOUNDAT Account No **5610** Customer Service CALL ADVISOR
Recipient ID No **** -***6006** Payer's Fed ID Number 04-3523567

Note: This information is not reported to the IRS. It may assist you in tax return preparation.

Long-term transactions

(IRS Form 1099-B box numbers are shown below in **bold** type)

1a Description of property, Stock or Other Symbol, CUSIP											
Action	Quantity	1b Date Acquired	1c Date Sold or Disposed	1d Proceeds	1e Cost or Other Basis (a)	1f Code, If Any (c) 1g Adjustments	Gain/Loss (-)	4 Federal Income Tax Withheld	14 State	16 State Tax Withheld	
FREEPORT MCMORAN COPPER & GOLD INC , FCX, 35671D857											
Sale	84 000	05/15/09	06/19/14	2,899 22	1,905 14		994 08				
Sale	23 000	05/29/09	06/19/14	796 01	631 06		164 95				
Subtotals				3,695.23	2,536.20						
GDF SUEZ SPON ADR EACH REPR 1 ORD, GDFZY, 36160B105											
Sale	7 000	03/20/09	01/02/14	152 34	245 80		-93 46				
Sale	225 000	07/19/12	01/02/14	5,152 41	5,065 95		86 46				
Subtotals				5,304.75	5,311.75						
GENERAL ELECTRIC CO, GE, 369604103											
Sale	1 000	08/10/09	03/13/14	25 33	14 62		10 71				
Sale	72 000	11/10/09	03/13/14	1,816 48	1,144 16		672 32				
Sale	33 000	03/08/10	03/13/14	836 20	539 66		296 54				
Sale	95 000	09/22/11	03/13/14	2,407 24	1,436 75		970 49				
Sale	163 000	08/10/09	04/01/14	4,216 71	2,382 86		1,833 85				
Sale	107 000	08/20/09	04/01/14	2,760 07	1,485 67		1,274 40				
Subtotals				12,062.03	7,003.72						
GILEAD SCIENCES INC, GILD, 375558103											
Sale	38 000	04/18/12	05/12/14	3,045 28	888 07		2,157 21				
Sale	27 000	06/01/12	05/12/14	2,169 40	660 62		1,508 78				
Sale	31 000	04/18/12	07/30/14	2,899 47	724 47		2,175 00				
Sale	53 000	04/18/12	10/16/14	5,126 57	1,238 62		3,887 95				
Subtotals				13,240.72	3,511.78						

*Our records indicate that you are an exempt recipient for 1099 reporting purposes. This statement provided is based on IRS information reporting requirements for individuals as of the preparation date and is NOT furnished to the IRS. You may be subject to different income tax reporting requirements. Please contact your tax advisor if you have any questions.



2014 Informational Tax Reporting Statement

ROTTMAN FAM CHARITABLE FOUNDAT Account No **5610** Customer Service CALL ADVISOR
Recipient ID No **** -***6006** Payer's Fed ID Number 04-3523567

Note: This information is not reported to the IRS. It may assist you in tax return preparation.

Long-term transactions

(IRS Form 1099-B box numbers are shown below in **bold** type)

1a Description of property, Stock or Other Symbol, CUSIP											
Action	Quantity	1b Date Acquired	1c Date Sold or Disposed	1d Proceeds	1e Cost or Other Basis (a)	1f Code, If Any (c) 1g Adjustments	Gain/Loss (-)	4 Federal Income Tax Withheld	14 State	16 State Tax Withheld	
GOLDMAN SACHS GROUP INC, GS, 38141G104											
Sale	28 000	03/25/09	05/02/14	4,448 54	3,167 24		1,281 30				
Sale	13 000	09/27/12	05/02/14	2,057 44	1,504 07		553 37				
Subtotals				6,505.98	4,671.31						
GOOGLE INC CL A, GOOGL, 38259P508											
Sale	1 000	11/29/10	01/02/14	1,113 10	583 70		529 40				
Sale	1 000	05/25/12	01/02/14	1,105 15	592 19		512 96				
Sale	1 000	11/29/10	03/05/14	1,210 28	583 70		626 58				
Subtotals				3,428.53	1,759.59						
GRAINGER W W INC, GWW, 384802104											
Sale	6 000	08/01/11	03/05/14	1,533 84	884 61		649 23				
G4S UNSP ADR EACH REPR 5 ORD, GFSZY, 37441W108											
Sale	93 000	03/20/09	02/05/14	1,753 43	1,305 84		447 59				
H & E EQUIPMENT SERVICES INC COM ISIN #US, HEES, 404030108											
Sale	60 000	10/02/13	12/24/14	1,694 81	1,524 22		170 59				
HAIN CELESTIAL GROUP INC, HAIN, 405217100											
Sale	18 000	02/06/13	05/01/14	1,547 93	1,049 49		498 44				
HAWAIIAN ELEC INDS, HE, 419870100											
Sale	56 000	03/11/10	03/14/14	1,390 89	1,234 67		156 22				

*Our records indicate that you are an exempt recipient for 1099 reporting purposes. This statement provided is based on IRS information reporting requirements for individuals as of the preparation date and is NOT furnished to the IRS. You may be subject to different income tax reporting requirements. Please contact your tax advisor if you have any questions.





2014 Informational Tax Reporting Statement

ROTTMAN FAM CHARITABLE FOUNDAT Account No **5610** Customer Service CALL ADVISOR
Recipient ID No **** -***6006** Payer's Fed ID Number 04-3523567

Note: This information is not reported to the IRS. It may assist you in tax return preparation.

Long-term transactions

(IRS Form 1099-B box numbers are shown below in **bold type**)

1a Description of property, Stock or Other Symbol, CUSIP											
Action	Quantity	1b Date Acquired	1c Date or Disposed	1d Proceeds	1e Cost or Other Basis (a)	1f Code, If Any (c) 1g Adjustments	Gain/Loss (-)	4 Federal Income Tax Withheld	14 State	16 State Tax Withheld	
HCA HLDGS INC COM USD0 01, HCA, 40412C101											
Sale	78 000	01/22/13	02/20/14	3,909 92	2,968 92		941 00				
HDFC BANK LTD ADS EACH REPR 3 INR10(MGT), HDB, 40415F101											
Sale	100 000	03/20/09	01/02/14	3,369 99	1,037 01		2,332 98				
HEINEKEN NV SPON ADREACH REP 1/2 ORD EUR, HEINY, 423012301											
Sale	123 000	03/20/09	01/02/14	4,042 36	1,671 52		2,370 84				
HENNES & MAURITZ SPON ADR EACH REPR 0 20, HNNMY, 425883105											
Sale	560 000	08/14/12	01/02/14	5,048 76	4,179 95		868 81				
HEXCEL CORP COM NEW, HXL, 428291108											
Sale	53 000	06/23/10	07/02/14	2,145 92	915 67		1,230 25				
HMS HOLDINGS CORP, HMSY, 40425J101											
Sale	58 000	02/22/12	03/12/14	1,153 76	1,910 93		-757 17				
HONDA MOTOR CO ADR-EACH CNV INTO 1 ORD N, HMC, 438128308											
Sale	218 000	01/12/12	01/02/14	8,868 97	7,075 58		1,793 39				
Sale	81 000	08/22/12	01/02/14	3,287 40	2,710 11		577 29				
Sale	60 000	09/27/12	01/02/14	2,441 00	1,919 55		521 45				
Subtotals				14,597.37	11,705.24						
HONEYWELL INTL INC, HON, 438516106											
Sale	18 000	02/10/12	03/05/14	1,695 90	1,070 59		625 31				

***Our records indicate that you are an exempt recipient for 1099 reporting purposes. This statement provided is based on IRS information reporting requirements for individuals as of the preparation date and is NOT furnished to the IRS. You may be subject to different income tax reporting requirements. Please contact your tax advisor if you have any questions.**



2014 Informational Tax Reporting Statement

ROTTMAN FAM CHARITABLE FOUNDAT Account No 5610 Customer Service CALL ADVISOR
Recipient ID No **-***6006 Payer's Fed ID Number 04-3523567

Note: This information is not reported to the IRS. It may assist you in tax return preparation.

Long-term transactions

(IRS Form 1099-B box numbers are shown below in **bold** type)

1a Description of property, Stock or Other Symbol, CUSIP											
Action	Quantity	1b Date Acquired	1c Date or Disposed	1d Proceeds	1e Cost or Other Basis (a)	1f Code, If Any (c) 1g Adjustments	Gain/Loss (-)	4 Federal Income Tax Withheld	14 State	16 State Tax Withheld	
HSBC HOLDINGS PLC ADR EACH REPR 5 ORD US, HSBC, 404280406											
Sale	21 000	04/14/09	01/02/14	1,145 95	745 19		400 76				
Sale	45 000	05/29/09	01/02/14	2,455 60	2,053 20		402 40				
Subtotals				3,601.55	2,798.39						
HUBBELL INC CL B FRMLY HUBBELL HARVEYINC, HUBB, 443510201											
Sale	17 000	02/13/13	03/05/14	2,033 54	1,606 28		427 26				
HUTCHISON WHAMPOA UNSP ADR EA REPR 2 ORD, HUWHY, 448415208											
Sale	0 107	08/18/09	01/02/14	2 88	1 57		1 31				
Sale	168 000	08/18/09	01/02/14	4,527 97	2,473 97		2,054 00				
Sale	0 893	08/26/09	01/02/14	24 11	13 43		10 68				
Sale	104 000	08/26/09	01/02/14	2,807 95	1,563 65		1,244 30				
Sale	95 000	09/27/12	01/02/14	2,564 95	1,843 32		721 63				
Subtotals				9,927.86	5,895.94						
ICICI BANK LIMITED ADR EACH REPR 2 ORD I, IBN, 45104G104											
Sale	4 000	03/20/09	03/05/14	143 55	50 47		93 08				
Sale	31 000	05/29/09	03/05/14	1,170 76	973 34		197 42				
Sale	11 000	12/22/09	03/05/14	415 57	398 10		17 47				
Sale	99 000	03/20/09	08/28/14	5,243 88	1,249 15		3,994 73				
Subtotals				6,973.76	2,671.06						
INFOBLOX INC COM DELAWARE, BLOX, 45672H104											
Sale	103 000	01/04/13	05/09/14	1,815 10	1,898 00		-82 90				

*Our records indicate that you are an exempt recipient for 1099 reporting purposes. This statement provided is based on IRS information reporting requirements for individuals as of the preparation date and is NOT furnished to the IRS. You may be subject to different income tax reporting requirements. Please contact your tax advisor if you have any questions.





2014 Informational Tax Reporting Statement

ROTTMAN FAM CHARITABLE FOUNDAT Account No **5610** Customer Service CALL ADVISOR
Recipient ID No ****--***6006** Payer's Fed ID Number 04-3523567

Note: This information is not reported to the IRS. It may assist you in tax return preparation.

Long-term transactions

(IRS Form 1099-B box numbers are shown below in **bold** type)

1a Description of property, Stock or Other Symbol, CUSIP											
Action	Quantity	1b Date Acquired	1c Date or Disposed	1d Proceeds	1e Cost or Other Basis (a)	1f Code, If Any (c) 1g Adjustments	Gain/Loss (-)	4 Federal Income Tax Withheld	14 State	16 State Tax Withheld	
ING GROEP NV SPONS ADR-EACH REPR 1 ORD E, ING, 456837103											
Sale	41 000	05/29/09	08/28/14	563 32	379 83		183 49				
Sale	128 000	10/07/10	08/28/14	1,758 68	1,392 91		365 77				
Sale	226 000	10/26/10	08/28/14	3,097 22	2,496 61		600 61				
Sale	49 000	05/29/09	12/24/14	656 09	453 95		202 14				
Sale	196 000	02/05/10	12/24/14	2,616 43	1,716 00		900 43				
Subtotals				8,691.74	6,439.30						
INTEL CORP, INTC, 458140100											
Sale	206 000	07/12/13	07/18/14	6,946 45	4,931 35		2,015 10				
INTERPUBLIC GROUP COS INC DEL, IPG, 460690100											
Sale	242 000	10/03/11	01/03/14	4,256 01	1,689 85		2,566 16				
INTESA SANPAOLO S P A ADR EACH REPR6 OR, ISNPY, 46115H107											
Sale	81 000	03/20/09	06/19/14	1,599 71	1,195 36		404 35				
Sale	166 000	02/03/11	06/19/14	3,270 47	3,407 63		-137 16				
Subtotals				4,870.18	4,602.99						
INVESCO LTD COM STK USD0 20, IVZ, G491BT108											
Sale	14 000	05/16/13	08/25/14	568 52	481 52		87 00				
Sale	70 000	05/16/13	10/27/14	2,655 74	2,407 63		248 11				
Sale	37 000	07/12/13	10/27/14	1,395 79	1,176 85		218 94				
Sale	103 000	07/12/13	11/18/14	4,091 35	3,276 10		815 25				
Subtotals				8,711.40	7,342.10						

*Our records indicate that you are an exempt recipient for 1099 reporting purposes. This statement provided is based on IRS information reporting requirements for individuals as of the preparation date and is NOT furnished to the IRS. You may be subject to different income tax reporting requirements. Please contact your tax advisor if you have any questions.



2014 Informational Tax Reporting Statement

ROTTMAN FAM CHARITABLE FOUNDAT Account No ****5610 Customer Service CALL ADVISOR
Recipient ID No **-***6006 Payer's Fed ID Number 04-3523567

Note: This information is not reported to the IRS. It may assist you in tax return preparation.

Long-term transactions

(IRS Form 1099-B box numbers are shown below in **bold type**)

1a Description of property, Stock or Other Symbol, CUSIP											
Action	Quantity	1b Date Acquired	1c Date Sold or Disposed	1d Proceeds	1e Cost or Other Basis (a)	1f Code, If Any (c) 1g Adjustments	Gain/Loss (-)	4 Federal Income Tax Withheld	14 State	16 State Tax Withheld	
ITAU UNIBANCO HOLDINGS S A ADR EACH REP, ITUB, 465562106											
Sale	0 639	11/23/11	01/02/14	8 38	9 25		-0 87				
Sale	221 000	11/23/11	01/02/14	2,901 67	3,198 38		-296 71				
Sale	0 361	01/19/12	01/02/14	4 74	6 93		-2 19				
Sale	15 000	01/19/12	01/02/14	188 99	287 85		-98 86				
Subtotals				3,103.78	3,502.41						
ITOCHU CORP SPON ADREA REPR 2 ORD SHS NP, ITOCY, 465717106											
Sale	90 000	06/21/10	07/07/14	2,285 64	1,607 79		677 85				
Sale	110 000	03/15/11	07/07/14	2,803 28	2,084 95		718 33				
Subtotals				5,088.92	3,692.74						
JACOBS ENGR GROUP INC, JEC, 469814107											
Sale	103 000	05/09/11	08/18/14	5,382 95	4,924 99		457 96				
Sale	25 000	02/15/13	08/18/14	1,308 47	1,237 50		70 97				
Sale	160 000	05/09/11	12/02/14	7,444 68	7,650 48		-205 80				
Subtotals				14,136.10	13,812.97						
JANUS CAP GROUP INC, JNS, 47102X105											
Sale	240 000	06/04/13	11/18/14	3,608 77	2,124 75		1,484 02				
JETBLUE AWYS CORP, JBLU, 477143101											
Sale	100 000	01/29/13	12/24/14	1,542 01	608 95		933 06				
JIVE SOFTWARE INC COM USD0 0001, JIVE, 47760A108											
Sale	93 000	09/27/12	02/20/14	739 75	1,423 41		-683 66				

*Our records indicate that you are an exempt recipient for 1099 reporting purposes. This statement provided is based on IRS information reporting requirements for individuals as of the preparation date and is NOT furnished to the IRS. You may be subject to different income tax reporting requirements. Please contact your tax advisor if you have any questions.





2014 Informational Tax Reporting Statement

ROTTMAN FAM CHARITABLE FOUNDAT Account No **5610** Customer Service CALL ADVISOR
Recipient ID No **** -***6006** Payer's Fed ID Number 04-3523567

Note: This information is not reported to the IRS. It may assist you in tax return preparation.

Long-term transactions

(IRS Form 1099-B box numbers are shown below in **bold** type)

1a Description of property, Stock or Other Symbol, CUSIP											
Action	Quantity	1b Date Acquired	1c Date or Disposed	1d Proceeds	1e Cost or Other Basis (a)	1f Code, If Any (c) 1g Adjustments	Gain/Loss (-)	4 Federal Income Tax Withheld	14 State	16 State Tax Withheld	
JONES LANG LASALLE INC, JLL, 48020Q107											
Sale	11 000	09/05/12	12/24/14	1,658 73	789 53		869 20				
JPMORGAN CHASE & CO, JPM, 46625H100											
Sale	22 000	03/20/09	07/09/14	1,224 46	509 88		714 58				
Sale	40 000	06/01/12	07/09/14	2,240 75	1,281 23		959 52				
Subtotals				3,465.21	1,791.11						
KATE SPADE & CO COM, KATE, 485865109											
Sale	54 000	01/11/12	03/05/14	1,909 01	485 00		1,424 01				
Sale	49 000	01/11/12	05/13/14	1,689 86	440 10		1,249 76				
Sale	75 000	01/11/12	07/01/14	2,874 98	673 62		2,201 36				
Subtotals				6,473.85	1,598.72						
KB FINANCIAL GROUP INC ADR EACH REPR 1 O, KB, 48241A105											
Sale	26 000	12/21/09	08/28/14	1,041 79	1,298 12		-256 33				
Sale	48 000	07/28/11	08/28/14	1,923 31	2,427 15		-503 84				
Subtotals				2,965.10	3,725.27						
KDDI CORPORATION UNSP ADR EACH REPR 1/4, KDDIY, 48667L106											
Sale	432 000	04/22/10	01/02/14	6,549 69	2,697 15		3,852 54				
Sale	204 000	05/01/12	01/02/14	3,096 66	1,660 35		1,436 31				
Subtotals				9,646.35	4,357.50						
L BRANDS INC COM USD0 50, LB, 501797104											
Sale	39 000	12/21/11	01/10/14	2,256 50	1,533 10		723 40				
Sale	115 000	12/30/11	01/10/14	6,645 83	4,648 06		1,997 77				

*Our records indicate that you are an exempt recipient for 1099 reporting purposes. This statement provided is based on IRS information reporting requirements for individuals as of the preparation date and is NOT furnished to the IRS. You may be subject to different income tax reporting requirements. Please contact your tax advisor if you have any questions.



2014 Informational Tax Reporting Statement

ROTTMAN FAM CHARITABLE FOUNDAT Account No **5610** Customer Service CALL ADVISOR
Recipient ID No ****--***6006** Payer's Fed ID Number 04-3523567

Note: This information is not reported to the IRS. It may assist you in tax return preparation.

Long-term transactions

(IRS Form 1099-B box numbers are shown below in **bold type**)

1a Description of property, Stock or Other Symbol, CUSIP											
Action	Quantity	1b Date Acquired	1c Date Sold or Disposed	1d Proceeds	1e Cost or Other Basis (a)	1f Code, If Any (c) 1g Adjustments	Gain/Loss (-)	4 Federal Income Tax Withheld	14 State	16 State Tax Withheld	
L BRANDS INC COM USD0 50, LB, 501797104											
Sale	93 000	12/21/11	01/24/14	4,887 48	3,655 85		1,231 63				
Subtotals				13,789.81	9,837.01						
LAMAR ADVERTISING COCL A, 512815101											
Sale	43 000	03/20/09	07/07/14	2,271 85	357 56		1,914 29				
LI & FUNG UNSP ADR EA REPR 2 ORD NPV, LFUGY, 501897102											
Sale	846 000	05/03/12	01/02/14	2,107 01	3,730 35		-1,623 34				
LOGMEIN INC COM, LOGM, 54142L109											
Sale	84 000	08/31/12	01/10/14	2,750 56	1,851 30		899 26				
LVMH MOET-HENNESSY LOUIS VUITTON ADR EAC, LVMUY, 502441306											
Sale	180 000	03/20/09	01/02/14	6,441 33	2,376 26		4,065 07				
LYONDELLBASELL INDUSTRIES N V COM USD0 0, LYB, N53745100											
Sale	33 000	08/21/12	06/30/14	3,222 37	1,595 49		1,626 88				
Sale	27 000	03/25/13	06/30/14	2,628 54	1,718 40		910 14				
Sale	67 000	06/21/12	12/05/14	5,403 52	2,575 87		2,827 65				
Sale	3 000	08/21/12	12/05/14	242 30	145 04		97 26				
Subtotals				11,496.73	6,034.80						
MACYS INC, M, 55616P104											
Sale	78 000	12/13/11	05/16/14	4,529 35	2,403 33		2,126 02				
Sale	37 000	02/13/12	05/16/14	2,148 54	1,332 55		815 99				

***Our records indicate that you are an exempt recipient for 1099 reporting purposes. This statement provided is based on IRS information reporting requirements for individuals as of the preparation date and is NOT furnished to the IRS. You may be subject to different income tax reporting requirements. Please contact your tax advisor if you have any questions.**





2014 Informational Tax Reporting Statement

ROTTMAN FAM CHARITABLE FOUNDAT Account No **5610** Customer Service CALL ADVISOR
Recipient ID No **** -***6006** Payer's Fed ID Number 04-3523567

Note: This information is not reported to the IRS. It may assist you in tax return preparation.

Long-term transactions

(IRS Form 1099-B box numbers are shown below in **bold type**)

1a Description of property, Stock or Other Symbol, CUSIP											
Action	Quantity	1b Date Acquired	1c Date Sold or Disposed	1d Proceeds	1e Cost or Other Basis (a)	1f Code, If Any (c) 1g Adjustments	Gain/Loss (-)	4 Federal Income Tax Withheld	14 State	16 State Tax Withheld	
MACYS INC, M, 55616P104											
Sale	9 000	06/01/12	05/16/14	514 66	333 11		181 55				
Subtotals				7,192.55	4,068.99						
MARATHON OIL CORP ISIN #US5658491064 SED, MRO, 565849106											
Sale	75 000	05/16/13	07/02/14	2,963 48	2,642 87		320 61				
Sale	98 000	02/22/12	07/09/14	3,870 62	3,372 22		498 40				
Sale	84 000	06/01/12	07/09/14	3,323 80	2,014 71		1,309 09				
Sale	11 000	03/19/13	07/09/14	434 46	374 09		60 37				
Sale	15 000	05/16/13	07/09/14	593 53	528 58		64 95				
Subtotals				11,185.89	8,932.47						
MARRIOTT INTL INC CL A, MAR, 571903202											
Sale	38 000	05/09/11	12/24/14	2,969 28	1,301 85		1,667 43				
Sale	90 000	05/09/11	12/30/14	7,038 44	3,083 32		3,955 12				
Subtotals				10,007.72	4,385.17						
MEDIVATION INC COM, MDVN, 58501N101											
Sale	17 000	06/01/12	10/27/14	1,738 76	707 29		1,031 47				
METLIFE INC COM, MET, 59156R108											
Sale	115 000	07/12/13	10/16/14	5,495 82	5,652 15		-156 33				
Sale	81 000	08/14/13	10/16/14	3,876 57	3,951 84		-75 27				
Subtotals				9,372.39	9,603.99						

***Our records indicate that you are an exempt recipient for 1099 reporting purposes. This statement provided is based on IRS information reporting requirements for individuals as of the preparation date and is NOT furnished to the IRS. You may be subject to different income tax reporting requirements. Please contact your tax advisor if you have any questions.**



2014 Informational Tax Reporting Statement

ROTTMAN FAM CHARITABLE FOUNDAT Account No**5610** Customer Service CALL ADVISOR
Recipient ID No **-*****6006** Payer's Fed ID Number 04-3523567

Note: This information is not reported to the IRS. It may assist you in tax return preparation.

Long-term transactions

(IRS Form 1099-B box numbers are shown below in **bold** type)

1a Description of property, Stock or Other Symbol, CUSIP										
Action	Quantity	1b Date Acquired	1c Date Sold or Disposed	1d Proceeds	1e Cost or Other Basis (a)	1f Code, If Any (c) 1g Adjustments	Gain/Loss (-)	4 Federal Income Tax Withheld	14 State	16 State Tax Withheld
MITSUBISHI UFJ FINANCIAL GROUP INC ADR E, MTU, 606822104										
Sale	201 000	12/21/09	01/02/14	1,320 54	1,058 46		262 08			
Sale	746 000	06/27/11	01/02/14	4,893 18	3,469 39		1,423 79			
Sale	352 000	12/19/11	01/02/14	2,312 59	1,426 51		886 08			
Subtotals				8,526.31	5,954.36					
MORGAN STANLEY, MS, 617446448										
Sale	148 000	06/19/13	07/11/14	4,640 62	3,872 07		768 55			
Sale	96 000	05/16/13	08/06/14	3,021 74	2,362 45		659 29			
Sale	3 000	06/19/13	08/06/14	94 67	78 49		16 18			
Sale	180 000	05/16/13	09/23/14	6,295 51	4,429 58		1,865 93			
Subtotals				14,052.54	10,742.59					
NESTLE SA SPON ADR EACH REPR 1 COM CHF0 , NSRGY, 641069406										
Sale	161 000	03/20/09	01/02/14	11,711 03	5,049 77		6,661 26			
Sale	71 000	03/20/09	12/24/14	5,247 00	2,226 91		3,020 09			
Subtotals				16,958.03	7,276.68					
NEW YORK TIMES CO CL A, NYT, 650111107										
Sale	275 000	07/31/12	08/29/14	3,396 47	2,139 20		1,257 27			
NIKE INC CLASS B, NKE, 654106103										
Sale	21 000	07/05/11	03/05/14	1,617 84	964 16		653 68			
NOVARTIS AG ADR-EACHREPR 1 CHF0 5(REGD), NVS, 66987V109										
Sale	43 000	03/20/09	01/02/14	3,384 90	1,622 40		1,762 50			
Sale	78 000	12/08/11	01/02/14	6,132 10	4,252 21		1,879 89			

***Our records indicate that you are an exempt recipient for 1099 reporting purposes. This statement provided is based on IRS information reporting requirements for individuals as of the preparation date and is NOT furnished to the IRS. You may be subject to different income tax reporting requirements. Please contact your tax advisor if you have any questions.**





2014 Informational Tax Reporting Statement

ROTTMAN FAM CHARITABLE FOUNDAT Account No **5610** Customer Service CALL ADVISOR
Recipient ID No **** -***6006** Payer's Fed ID Number 04-3523567

Note: This information is not reported to the IRS. It may assist you in tax return preparation.

Long-term transactions

(IRS Form 1099-B box numbers are shown below in **bold** type)

1a Description of property, Stock or Other Symbol, CUSIP											
Action	Quantity	1b Date Acquired	1c Date or Disposed	1d Proceeds	1e Cost or Other Basis (a)	1f Code, If Any (c) 1g Adjustments	Gain/Loss (-)	4 Federal Income Tax Withheld	14 State	16 State Tax Withheld	
NOVARTIS AG ADR-EACHREPR 1 CHF0 5(REGD), NVS, 66987V109											
Sale	25 000	06/01/12	01/02/14	1,967 96	1,303 70		664 26				
Subtotals				11,484.96	7,178.31						
ORIFLAME COSMETICS SPON ADR EA REPR 0 50, ORFLY, 686194200											
Sale	94 000	11/07/12	10/31/14	793 38	1,298 57		-505 19				
PFIZER INC, PFE, 717081103											
Sale	102 000	05/29/09	07/17/14	3,108 08	1,553 65		1,554 43				
Sale	162 000	03/20/09	08/20/14	4,672 12	2,211 92		2,460 20				
Sale	43 000	05/29/09	08/20/14	1,242 24	654 97		587 27				
Sale	174 000	03/20/09	09/23/14	5,220 63	2,375 76		2,844 87				
Subtotals				14,243.07	6,796.30						
PHILLIPS 66 COM, PSX, 718546104											
Sale	15 000	06/01/12	09/02/14	1,296 27	451 45		844 82				
Sale	22 000	07/18/12	09/02/14	1,912 85	818 56		1,094 29				
Subtotals				3,209.12	1,270.01						
POSCO ADR EACH REP 1/4 ORD KRW5000 (BNY), PKX, 693483109											
Sale	31 000	08/03/11	12/24/14	1,990 88	3,355 02		-1,364 14				
Sale	5 000	02/13/12	12/24/14	322 39	462 71		-140 32				
Subtotals				2,313.27	3,817.73						
PRECISION CASTPARTS CORP, PCP, 740189105											
Sale	10 000	11/05/10	07/24/14	2,362 04	1,451 45		910 59				
Sale	28 000	03/04/11	07/24/14	6,605 78	3,903 88		2,701 90				

*Our records indicate that you are an exempt recipient for 1099 reporting purposes. This statement provided is based on IRS information reporting requirements for individuals as of the preparation date and is NOT furnished to the IRS. You may be subject to different income tax reporting requirements. Please contact your tax advisor if you have any questions.



2014 Informational Tax Reporting Statement

ROTTMAN FAM CHARITABLE FOUNDAT Account No **5610** Customer Service CALL ADVISOR
Recipient ID No **** -***6006** Payer's Fed ID Number 04-3523567

Note: This information is not reported to the IRS. It may assist you in tax return preparation.

Long-term transactions

(IRS Form 1099-B box numbers are shown below in **bold** type)

1a Description of property, Stock or Other Symbol, CUSIP											
Action	Quantity	1b Date Acquired	1c Date or Disposed	1d Proceeds	1e Cost or Other Basis (a)	1f Code, If Any (c) 1g Adjustments	Gain/Loss (-)	4 Federal Income Tax Withheld	14 State	16 State Tax Withheld	
PRECISION CASTPARTS CORP, PCP, 740189105											
Sale	2 000	11/16/10	08/18/14	483 22	264 50		218 72				
Sale	21 000	11/29/10	08/18/14	5,073 90	2,889 78		2,184 12				
Sale	1 000	03/04/11	08/18/14	233 66	139 42		94 24				
Sale	23 000	11/16/10	09/04/14	5,493 75	3,041 70		2,452 05				
Subtotals				20,252.35	11,690.73						
PUBLICIS GROUPE SA ADR EACH REPR 0 25 OR, PUBGY, 74463M106											
Sale	330 000	01/20/11	01/02/14	7,519 21	4,223 70		3,295 51				
RANDSTAD HLDGS NV UNSP ADR EACH REPR 0 5, RANJY, 75279Q108											
Sale	66 000	09/07/12	02/05/14	2,034 71	1,154 76		879 95				
REALTY INCOME CORP (MARYLAND), O, 756109104											
Sale	29 000	03/20/09	12/24/14	1,425 19	382 52		1,042 67				
RECKITT BENCKISER GROUP PLC SPONSORED AD, RBGLY, 756255204											
Sale	273 000	03/20/09	01/02/14	4,269 64	1,965 41		2,304 23				
Sale	125 000	10/07/10	01/02/14	1,947 01	1,407 95		539 06				
Subtotals				6,216.65	3,373.36						
RED ROBIN GOURMET BURGERS INC, RRGB, 75689M101											
Sale	22 000	08/15/11	03/05/14	1,626 40	774 24		852 16				
REGIONS FINL CORP, RF, 7591EP100											
Sale	555 000	02/22/12	10/16/14	5,020 23	3,226 95		1,793 28				
Sale	7 000	05/01/12	10/16/14	63 41	48 13		15 28				

*Our records indicate that you are an exempt recipient for 1099 reporting purposes. This statement provided is based on IRS information reporting requirements for individuals as of the preparation date and is NOT furnished to the IRS. You may be subject to different income tax reporting requirements. Please contact your tax advisor if you have any questions.





2014 Informational Tax Reporting Statement

ROTTMAN FAM CHARITABLE FOUNDAT Account No **5610** Customer Service CALL ADVISOR
Recipient ID No **** -***6006** Payer's Fed ID Number 04-3523567

Note: This information is not reported to the IRS. It may assist you in tax return preparation.

Long-term transactions

(IRS Form 1099-B box numbers are shown below in **bold** type)

1a Description of property, Stock or Other Symbol, CUSIP											
Action	Quantity	1b Date Acquired	1c Date Sold or Disposed	1d Proceeds	1e Cost or Other Basis (a)	1f Code, If Any (c) 1g Adjustments	Gain/Loss (-)	4 Federal Income Tax Withheld	14 State	16 State Tax Withheld	
REGIONS FINL CORP, RF, 7591EP100											
Sale	88 000	11/07/12	10/16/14	797 26	582 59		214 67				
Subtotals				5,880.90	3,857.67						
REPSOL SA ADR-EACH CNV INTO 1 ORD(BNY), REPLY, 76026T205											
Sale	63 000	03/20/09	03/27/14	1,590 08	1,051 91		538 17				
RESTORATION HARDWAREHLDGS INC COM USD0 0, RH, 761283100											
Sale	16 000	11/16/12	09/02/14	1,319 06	554 83		764 23				
RIO TINTO ADR EACH REP 1 ORD, RIO, 767204100											
Sale	149 000	04/12/11	01/02/14	8,254 45	10,755 32		-2,500 87				
Sale	51 000	05/31/12	01/02/14	2,825 35	2,212 17		613 18				
Sale	50 000	08/22/12	01/02/14	2,769 95	2,381 45		388 50				
Sale	34 000	09/27/12	01/02/14	1,875 61	1,620 57		255 04				
Subtotals				15,725.36	16,969.51						
ROYAL DUTCH SHELL ADR EA REP 2 CL A EURO, RDSA, 780259206											
Sale	100 000	03/20/09	01/02/14	7,056 92	4,457 00		2,599 92				
Sale	24 000	05/29/09	01/02/14	1,695 57	1,301 84		393 73				
Sale	38 000	12/21/09	01/02/14	2,684 65	2,259 12		425 53				
Sale	26 000	03/08/10	01/02/14	1,836 86	1,493 90		342 96				
Sale	26 000	09/21/10	01/02/14	1,836 86	1,555 21		281 65				
Sale	1 000	10/07/10	01/02/14	70 64	63 05		7 59				
Subtotals				15,181.50	11,130.12						

*Our records indicate that you are an exempt recipient for 1099 reporting purposes. This statement provided is based on IRS information reporting requirements for individuals as of the preparation date and is NOT furnished to the IRS. You may be subject to different income tax reporting requirements. Please contact your tax advisor if you have any questions.



2014 Informational Tax Reporting Statement

ROTTMAN FAM CHARITABLE FOUNDAT Account No **5610** Customer Service CALL ADVISOR
Recipient ID No **** -***6006** Payer's Fed ID Number 04-3523567

Note: This information is not reported to the IRS. It may assist you in tax return preparation.

Long-term transactions

(IRS Form 1099-B box numbers are shown below in **bold** type)

1a Description of property, Stock or Other Symbol, CUSIP											
Action	Quantity	1b Date Acquired	1c Date or Disposed	1d Proceeds	1e Cost or Other Basis (a)	1f Code, If Any (c) 1g Adjustments	Gain/Loss (-)	4 Federal Income Tax Withheld	14 State	16 State Tax Withheld	
SAIPEM UNSP ADR EACHREPR 0 50 ORD EUR1 0, SAPMY, 79376W208											
Sale	312 000	06/07/13	12/05/14	1,702 26	4,240 62		-2,538 36				
SANOFI SPONSORED ADR, SNY, 80105N105											
Sale	17 000	03/20/13	10/31/14	778 11	864 79		-86 68				
SCHLUMBERGER LIMITEDCOM USD0 01, SLB, 806857108											
Sale	5 000	08/15/11	10/03/14	489 48	402 44		87 04				
Sale	9 000	05/01/12	10/03/14	873 13	678 16		194 97				
Sale	65 000	02/04/13	10/03/14	6,363 35	5,172 20		1,191 15				
Sale	27 000	05/01/12	10/20/14	2,554 14	2,034 47		519 67				
Sale	29 000	08/21/12	10/20/14	2,735 38	2,164 10		571 28				
Subtotals				13,015.48	10,451.37						
SEVEN & I HOLDINGS CO LTD UNSP ADR EACHR, SVNDY, 81783H105											
Sale	67 000	01/18/12	01/02/14	5,293 66	3,796 13		1,497 53				
SHANGHAI ELECTRIC GROUP CO UNSP ADR EACH, SIELY, 81943J108											
Sale	128 000	03/25/09	10/22/14	1,184 58	712 00		472 58				
Sale	123 000	05/29/09	10/22/14	1,138 31	1,219 55		-81 24				
Sale	144 000	10/07/10	10/22/14	1,332 66	1,645 23		-312 57				
Sale	145 000	11/07/12	10/22/14	1,341 92	1,215 80		126 12				
Subtotals				4,997.47	4,792.58						

*Our records indicate that you are an exempt recipient for 1099 reporting purposes. This statement provided is based on IRS information reporting requirements for individuals as of the preparation date and is NOT furnished to the IRS. You may be subject to different income tax reporting requirements. Please contact your tax advisor if you have any questions.





2014 Informational Tax Reporting Statement

ROTTMAN FAM CHARITABLE FOUNDAT Account No **5610** Customer Service CALL ADVISOR
Recipient ID No **** -***6006** Payer's Fed ID Number 04-3523567

Note: This information is not reported to the IRS. It may assist you in tax return preparation.

Long-term transactions

(IRS Form 1099-B box numbers are shown below in **bold** type)

1a Description of property, Stock or Other Symbol, CUSIP											
Action	Quantity	1b Date Acquired	1c Date or Disposed	1d Proceeds	1e Cost or Other Basis (a)	1f Code, If Any (c) 1g Adjustments	Gain/Loss (-)	4 Federal Income Tax Withheld	14 State	16 State Tax Withheld	
SHIRE ADR EACH REPR 3 ORD, SHPG, 82481R106											
Sale	20 000	06/04/13	07/11/14	4,973 13	1,979 37		2,993 76				
Sale	12 000	06/04/13	07/18/14	3,076 70	1,187 62		1,889 08				
Subtotals				8,049.83	3,166.99						
SHUTTERFLY INC COM DELAWARE, SFLY, 82568P304											
Sale	26 000	07/31/12	03/05/14	1,392 90	856 76		536 14				
SIEMENS AG ADR-EACH CNV INTO 1 ORD NPV, SIEGY, 826197501											
Sale	35 000	03/20/09	01/02/14	4,742 51	1,989 42		2,753 09				
Sale	23 000	08/21/12	01/02/14	3,121 73	2,083 80		1,037 93				
Subtotals				7,864.24	4,073.22						
SIGMA ALDRICH CORP, SIAL, 826552101											
Sale	130 000	07/28/11	02/13/14	12,432 83	8,767 04		3,665 79				
SIGNET JEWELERS LIMITED SHS ISIN #BMG812, SIG, G81276100											
Sale	37 000	09/30/10	12/08/14	4,725 72	1,179 64		3,546 08				
Sale	2 000	09/30/10	05/01/14	197 22	63 76		133 46				
Sale	14 000	12/20/10	05/01/14	1,436 22	617 31		818 91				
Sale	17 000	09/30/10	06/30/14	1,872 03	541 99		1,330 04				
Subtotals				8,231.19	2,402.70						
SMITH A O CORP, AOS, 831865209											
Sale	67 000	03/02/12	01/10/14	3,511 49	1,517 85		1,993 64				

*Our records indicate that you are an exempt recipient for 1099 reporting purposes. This statement provided is based on IRS information reporting requirements for individuals as of the preparation date and is NOT furnished to the IRS. You may be subject to different income tax reporting requirements. Please contact your tax advisor if you have any questions.



2014 Informational Tax Reporting Statement

ROTTMAN FAM CHARITABLE FOUNDAT Account No **5610** Customer Service CALL ADVISOR
Recipient ID No **** -***6006** Payer's Fed ID Number 04-3523567

Note: This information is not reported to the IRS. It may assist you in tax return preparation.

Long-term transactions

(IRS Form 1099-B box numbers are shown below in **bold** type)

1a Description of property, Stock or Other Symbol, CUSIP											
Action	Quantity	1b Date Acquired	1c Date Sold or Disposed	1d Proceeds	1e Cost or Other Basis (a)	1f Code, If Any (c) 1g Adjustments	Gain/Loss (-)	4 Federal Income Tax Withheld	14 State	16 State Tax Withheld	
SOCIETE GENERALE SPON ADR-EACH 5 CNV INT, SCGLY, 83364L109											
Sale	181 000	03/25/13	04/09/14	2,267 87	1,195 87		1,072 00				
SS&C TECHNOLOGIES HLDGS INC COM, SSNC, 78467J100											
Sale	45 000	02/22/11	01/23/14	1,943 21	917 02		1,026 19				
STATOIL ASA SPON ADREACH REP 1 ORD NOK2 , STO, 85771P102											
Sale	47 000	12/27/10	05/08/14	1,470 12	1,098 96		371 16				
Sale	53 000	04/18/09	08/28/14	1,508 34	1,162 07		346 27				
Sale	83 000	06/04/09	08/28/14	2,354 17	1,788 35		565 82				
Sale	81 000	12/27/10	08/28/14	2,305 20	1,893 95		411 25				
Subtotals				7,637.83	5,943.33						
SUMITOMO MITSUI FINANCIAL GROUP INC ADR, SMFG, 86562M209											
Sale	0 612	03/20/09	01/02/14	6 29	4 34		1 95				
Sale	276 000	03/20/09	01/02/14	2,839 99	1,958 74		881 25				
Sale	0 388	12/21/09	01/02/14	3 99	2 43		1 56				
Sale	302 000	12/21/09	01/02/14	3,107 52	1,887 12		1,220 40				
Sale	607 000	11/30/11	01/02/14	6,237 97	3,395 01		2,842 96				
Subtotals				12,195.76	7,247.64						
SUNTRUST BANKS INC, STI, 867914103											
Sale	135 000	06/04/13	10/02/14	5,074 10	4,330 65		743 45				
Sale	49 000	08/14/13	10/02/14	1,841 71	1,717 53		124 18				
Subtotals				6,915.81	6,048.18						

***Our records indicate that you are an exempt recipient for 1099 reporting purposes. This statement provided is based on IRS information reporting requirements for individuals as of the preparation date and is NOT furnished to the IRS. You may be subject to different income tax reporting requirements. Please contact your tax advisor if you have any questions.**





2014 Informational Tax Reporting Statement

ROTTMAN FAM CHARITABLE FOUNDAT Account No **5610** Customer Service CALL ADVISOR
Recipient ID No **** -***6006** Payer's Fed ID Number 04-3523567

Note: This information is not reported to the IRS. It may assist you in tax return preparation.

Long-term transactions

(IRS Form 1099-B box numbers are shown below in **bold type**)

1a Description of property, Stock or Other Symbol, CUSIP											
Action	Quantity	1b Date Acquired	1c Date or Disposed	1d Proceeds	1e Cost or Other Basis (a)	1f Code, If Any (c) 1g Adjustments	Gain/Loss (-)	4 Federal Income Tax Withheld	14 State	16 State Tax Withheld	
SYMRISE AG UNSP ADR EACH REPR 0 25 ORD, SYIEY, 87155N109											
Sale	544 000	09/03/09	01/02/14	6,258 82	2,269 95		3,988 87				
SYNCHRONOSS TECHNOLOGIES INC COM, SNCR, 87157B103											
Sale	66 000	11/07/12	05/15/14	1,985 86	1,277 79		708 07				
TAIWAN SEMICONDUCTORMANUFACTURING ADS EA, TSM, 874039100											
Sale	488 000	03/20/09	08/28/14	10,195 90	4,145 10		6,050 80				
TELECOM ITALIA SPA SPONS ADR (EACH REP 1, TI, 87927Y102											
Sale	136 000	08/26/10	01/02/14	1,290 82	1,785 47		-494 65				
TERADYNE INC, TER, 880770102											
Sale	80 000	11/07/12	06/12/14	1,520 81	1,249 55		271 26				
THORATEC CORP NEW FORMERLY THORATEC LABS, THOR, 885175307											
Sale	58 000	06/27/12	08/08/14	1,341 68	1,887 15		-545 47				
TIBCO SOFTWARE INC, 88632Q103											
Sale	89 000	09/21/10	02/25/14	1,871 69	1,467 55		404 14				
TIM PARTICIPACOE S SASON ADR EACH REP 5, TSU, 88706P205											
Sale	104 000	09/20/11	01/02/14	2,626 32	2,751 47		-125 15				
TOKIO MARINE HOLDINGS INC ADR EACH REP 1, TKOMY, 889094108											
Sale	104 000	07/10/09	01/02/14	3,414 63	2,791 35		623 28				

*Our records indicate that you are an exempt recipient for 1099 reporting purposes. This statement provided is based on IRS information reporting requirements for individuals as of the preparation date and is NOT furnished to the IRS. You may be subject to different income tax reporting requirements. Please contact your tax advisor if you have any questions.



2014 Informational Tax Reporting Statement

ROTTMAN FAM CHARITABLE FOUNDAT Account No **5610** Customer Service CALL ADVISOR
Recipient ID No ****--***6006** Payer's Fed ID Number 04-3523567

Note: This information is not reported to the IRS. It may assist you in tax return preparation.

Long-term transactions

(IRS Form 1099-B box numbers are shown below in **bold** type)

1a Description of property, Stock or Other Symbol, CUSIP											
Action	Quantity	1b Date Acquired	1c Date Sold or Disposed	1d Proceeds	1e Cost or Other Basis (a)	1f Code, If Any (c) 1g Adjustments	Gain/Loss (-)	4 Federal Income Tax Withheld	14 State	16 State Tax Withheld	
TOLL BROS INC, TOL, 889478103											
Sale	67 000	01/28/13	03/05/14	2,641 85	2,516 41		125 44				
Sale	214 000	01/28/13	04/24/14	7,442 75	8,037 47		-594 72				
Sale	86 000	03/11/13	04/24/14	2,991 01	3,017 09		-26 08				
Sale	86 000	04/18/13	04/24/14	2,983 06	2,613 75		369 31				
Subtotals				16,058.67	16,184.72						
TRAVELERS COS INC COM, TRV, 89417E109											
Sale	86 000	09/09/11	01/23/14	7,135 94	4,146 95		2,988 99				
TREND MICRO INC ADR EACH REP 1 ORD NPV S, TMICY, 89486M206											
Sale	40 000	01/07/11	03/27/14	1,247 22	1,352 91		-105 69				
Sale	56 000	01/07/11	07/07/14	1,852 15	1,894 08		-41 93				
Sale	52 000	03/25/13	07/07/14	1,711 91	1,525 83		186 08				
Subtotals				4,811.28	4,772.82						
TWENTY-FIRST CENTY FOX INC CL B, FOX, 90130A200											
Sale	188 000	05/15/13	07/22/14	6,151 22	5,585 80		565 42				
Sale	157 000	06/26/13	07/22/14	5,128 97	4,501 91		627 06				
Subtotals				11,280.19	10,087.71						
UBS AG CHF0 10, OUBS, H89231338											
Sale	179 000	12/07/12	01/02/14	3,324 97	2,905 96		419 01				
UNION PACIFIC CORP, UNP, 907818108											
Sale	13 000	03/20/09	03/05/14	2,388 42	503 60		1,884 82				
Sale	46 000	03/20/09	06/30/14	4,580 44	890 98		3,689 46				

*Our records indicate that you are an exempt recipient for 1099 reporting purposes. This statement provided is based on IRS information reporting requirements for individuals as of the preparation date and is NOT furnished to the IRS. You may be subject to different income tax reporting requirements. Please contact your tax advisor if you have any questions.





2014 Informational Tax Reporting Statement

ROTTMAN FAM CHARITABLE FOUNDAT Account No **5610** Customer Service CALL ADVISOR
Recipient ID No **** -***6006** Payer's Fed ID Number 04-3523567

Note: This information is not reported to the IRS. It may assist you in tax return preparation.

Long-term transactions

(IRS Form 1099-B box numbers are shown below in **bold** type)

1a Description of property, Stock or Other Symbol, CUSIP											
Action	Quantity	1b Date Acquired	1c Date Sold or Disposed	1d Proceeds	1e Cost or Other Basis (a)	1f Code, If Any (c) 1g Adjustments	Gain/Loss (-)	4 Federal Income Tax Withheld	14 State	16 State Tax Withheld	
UNION PACIFIC CORP, UNP, 907818108											
Sale	44 000	03/20/09	07/29/14	4,374 35	852 25		3,522 10				
Subtotals				11,343.21	2,246.83						
UNITED TECHNOLOGIES CORP, UTX, 913017109											
Sale	2 000	03/20/09	12/24/14	233 81	81 19		152 62				
Sale	14 000	06/04/13	12/24/14	1,628 75	1,327 87		300 88				
Subtotals				1,862.56	1,409.06						
URBAN OUTFITTERS INC, URBN, 917047102											
Sale	51 000	02/13/12	10/21/14	1,534 25	1,385 97		148 28				
VALE S A ADR REPSTG PFD, VALEP, 91912E204											
Sale	71 000	05/29/09	02/26/14	871 01	1,160 33		-289 32				
Sale	95 000	08/18/09	02/26/14	1,176 07	1,657 20		-481 13				
Subtotals				2,047.08	2,817.53						
VISA INC COM CL A, V, 92826C839											
Sale	6 000	09/22/11	03/05/14	1,328 88	532 45		796 43				
Sale	6 000	12/21/11	03/05/14	1,336 83	605 02		731 81				
Sale	5 000	09/22/11	12/24/14	1,330 17	443 71		886 46				
Subtotals				3,995.88	1,581.18						
WAGEWORKS INC COM USD0 001, WAGE, 930427109											
Sale	22 000	03/14/13	12/24/14	1,407 93	572 67		835 26				

*Our records indicate that you are an exempt recipient for 1099 reporting purposes. This statement provided is based on IRS information reporting requirements for individuals as of the preparation date and is NOT furnished to the IRS. You may be subject to different income tax reporting requirements. Please contact your tax advisor if you have any questions.



2014 Informational Tax Reporting Statement

ROTTMAN FAM CHARITABLE FOUNDAT Account No **5610** Customer Service CALL ADVISOR
Recipient ID No **** -***6006** Payer's Fed ID Number 04-3523567

Note: This information is not reported to the IRS. It may assist you in tax return preparation.

Long-term transactions

(IRS Form 1099-B box numbers are shown below in **bold** type)

1a Description of property, Stock or Other Symbol, CUSIP											
Action	Quantity	1b Date Acquired	1c Date or Disposed	1d Proceeds	1e Cost or Other Basis (a)	1f Code, If Any (c) 1g Adjustments	Gain/Loss (-)	4 Federal Income Tax Withheld	14 State	16 State Tax Withheld	
WASTE CONNECTIONS INC, WCN, 941053100											
Sale	58 000	01/27/12	12/08/14	2,569 51	1,876 13		693 38				
WELLS FARGO & CO NEW, WFC, 949746101											
Sale	65 000	03/20/09	03/13/14	3,101 58	910 19		2,191 39				
Sale	307 000	03/20/09	04/01/14	15,271 10	4,298 89		10,972 21				
Subtotals				18,372.68	5,209.08						
WESCO INTERNATIONAL INC, WCC, 95082P105											
Sale	5 000	09/05/12	08/29/14	419 94	288 85		131 09				
Sale	16 000	09/17/12	08/29/14	1,335 86	993 13		342 73				
Subtotals				1,755.80	1,281.98						
WESTPAC BANKING CORPORATION ADR(EACHREP, WBK, 961214301											
Sale	170 000	12/22/09	01/02/14	4,862 68	3,619 79		1,242 89				
Sale	70 000	09/22/11	01/02/14	2,005 55	1,290 77		714 78				
Sale	55 000	09/27/12	01/02/14	1,575 79	1,434 32		141 47				
Subtotals				8,444.02	6,344.88						
WEYERHAEUSER CO COM, WY, 962166104											
Sale	168 000	07/05/11	01/09/14	5,199 95	3,724 61		1,475 34				
WHOLE FOODS MKT INC, WFM, 966837106											
Sale	138 000	03/25/13	10/31/14	5,419 47	5,962 76		-543 29				

*Our records indicate that you are an exempt recipient for 1099 reporting purposes. This statement provided is based on IRS information reporting requirements for individuals as of the preparation date and is NOT furnished to the IRS. You may be subject to different income tax reporting requirements. Please contact your tax advisor if you have any questions.



2014 Informational Tax Reporting Statement

ROTTMAN FAM CHARITABLE FOUNDAT Account No **5610** Customer Service CALL ADVISOR
 Recipient ID No ****_***6006** Payer's Fed ID Number 04-3523567

Note: This information is not reported to the IRS. It may assist you in tax return preparation.

Long-term transactions

(IRS Form 1099-B box numbers are shown below in **bold type**)

1a Description of property, Stock or Other Symbol, CUSIP										
Action	Quantity	1b Date Acquired	1c Date Sold or Disposed	1d Proceeds	1e Cost or Other Basis (a)	1f Code, If Any (c) 1g Adjustments	Gain/Loss (-)	4 Federal Income Tax Withheld	14 State	16 State Tax Withheld
WILLIAMS SONOMA INC, WSM, 969904101										
Sale	112 000	09/06/12	01/10/14	6,511 45	4,797 96		1,713 49			
Sale	58 000	09/06/12	04/17/14	3,611 17	2,484 66		1,126 51			
Sale	50 000	09/05/12	04/24/14	3,114 98	2,121 02		993 96			
Sale	34 000	09/06/12	04/24/14	2,123 59	1,456 52		667 07			
Subtotals				15,361.19	10,860.16					
WOODWARD INC COM, WWD, 980745103										
Sale	46 000	01/26/11	10/15/14	2,127 78	1,620 71		507 07			
TOTALS				985,764.67	664,574.63			0.00		
Long-Term Realized Gain							345,491.73			
Long-Term Realized Loss							-24,301.69			
Wash Sale Loss Disallowed						0.00				
Market Discount						0.00				

(a) Cost or other basis provided may include adjustments including, but not limited to, dividend reinvestment, return of capital/principal, wash sale loss disallowed, amortization, accretion, acquisition premium, bond premium, market discount, market premium, and option premium

(c) D = Market Discount, W = Wash Sale

Amortization, accretion, and similar adjustments to cost basis are not provided for short-term instruments, unit investment trusts, or securities of foreign issuers.

*Our records indicate that you are an exempt recipient for 1099 reporting purposes. This statement provided is based on IRS information reporting requirements for individuals as of the preparation date and is NOT furnished to the IRS. You may be subject to different income tax reporting requirements. Please contact your tax advisor if you have any questions.



2014 Investment Report

January 1, 2014 - December 31, 2014

Your Portfolio Details

Brokerage **0497** ROTTMAN FAM CHARITABLE FOUNDAT

Holdings (Symbol) as of 12/31	Income Earned	Quantity	Price per Unit	Total Cost Basis	Total Value
Bonds					
PHILIP MORRIS INTL INC 2 50000% 05/16/2016 FIXED COUPON MOODYS A2 S&P A SEMIANNUALLY CUSIP 718172AJ8	\$675 00	27000 000	\$102 378	\$27,590 32B	\$27,642 06
FEDERAL NATL MTG ASSN 0 37500% 07/05/2016 FIXED COUPON MOODYS Aaa S&P AA+ SEMIANNUALLY CUSIP 3135G0XP3	150 00	40000 000	99 725	39,835 60B	39,890 00
LOCKHEED MARTIN CORP NOTE 02 12500% 09/15/2016 FIXED COUPON MOODYS Baa1 S&P A- SEMIANNUALLY MAKE WHOLE CALL CUSIP 539830AX7	722 50	34000 000	101 827	34,572 04B	34,621 18



2014 Investment Report

January 1, 2014 - December 31, 2014

Brokerage		0497	ROTTMAN FAM CHARITABLE FOUNDAT			
Holdings	(Symbol) as of 12/31	Income Earned	Quantity	Price per Unit	Total Cost Basis	Total Value
STRYKER CORP NOTE		400 00	20000 000	101 684	20,335 24B	20,336 80
02 00000% 09/30/2016						
FIXED COUPON						
MOODY'S A3 S&P A+						
SEMIANNUALLY						
MAKE WHOLE CALL						
CUSIP 863667AC5						
TOYOTA MTR CRD CORP MTN BE		312 50	25000 000	99 702	24,729 50B	24,925 50
1 25000% 10/05/2017						
FIXED COUPON						
MOODY'S Aa3 S&P AA-						
SEMIANNUALLY						
MAKE WHOLE CALL						
CUSIP 89233P6S0						
WELLS FARGO COMPANY BOND		1,406 26	25000 000	111 231	27,496 26B	27,807 75
05 62500% 12/11/2017						
FIXED COUPON						
MOODY'S A2 S&P A+						
SEMIANNUALLY						
CUSIP 949746NX5						
UNITED STATES TREAS NTS		708 76	27000 000	104 539	28,640 60B	28,225 53
2 62500% 04/30/2018						
FIXED COUPON						
MOODY'S Aaa						
SEMIANNUALLY						
CUSIP 912828QG8						
FEDERAL HOME LOAN BANKS		555 00	30000 000	100 484	30,797 39B	30,145 20
1 85000% 05/22/2019						
FIXED COUPON						
MOODY'S Aaa S&P AA+						
SEMIANNUALLY						
CUSIP 313378VG3						
UNITED STATES TREAS NTS		940 00	47000 000	100 367	48,823 56B	47,172 49
2 00000% 11/15/2021						
FIXED COUPON						
MOODY'S Aaa						
SEMIANNUALLY						
CUSIP 912828RR3						



2014 Investment Report

January 1, 2014 - December 31, 2014

Brokerage		0497	ROTTMAN FAM CHARITABLE FOUNDAT			
Holdings	(Symbol) as of 12/31	Income Earned	Quantity	Price per Unit	Total Cost Basis	Total Value
Short-term Bonds						
PROCTER & GAMBLE CO NT 3 50000% 02/15/2015 FIXED COUPON MOODY'S Aa3 S&P AA- SEMIANNUALLY MAKE WHOLE CALL CUSIP 742718DM8		350.00	10000.000	100.364	10,010.58B	10,036.40
FEDERAL NATL MTG ASSN 0 37500% 03/16/2015 FIXED COUPON MOODY'S Aaa S&P AA+ SEMIANNUALLY CUSIP 3135G0HG1		75.00	20000.000	100.044	20,000.53B	20,008.80
UNITED STATES TREAS NTS 1 25000% 10/31/2015 FIXED COUPON MOODY'S Aaa SEMIANNUALLY CUSIP 912828PE4		937.50	75000.000	100.805	75,547.09B	75,603.75
GENERAL ELEC CAP CORP MTN BE 2 25000% 11/09/2015 FIXED COUPON MOODY'S A1 S&P AA+ SEMIANNUALLY CUSIP 36962G4T8		225.00	10000.000	101.372	9,667.10B	10,137.20
Other						
MIDFIRST BK OKLA CITY OK 2 55000% 04/02/2015 FIXED COUPON CTF DEP FDIC INSURED SEMIANNUALLY CUSIP 59740JPP8		255.00	10000.000	1.006	10,010.56B	10,057.00
ALLY BK MIDVALE UTAH CD 2 50000% 06/11/2015 FIXED COUPON CTF DEP FDIC INSURED SEMIANNUALLY CUSIP 02004MWJ8		250.00	10000.000	1.010	10,009.17B	10,098.60



2014 Investment Report

January 1, 2014 - December 31, 2014

Brokerage **5610** ROTTMAN FAM CHARITABLE FOUNDAT

Your Advisor is an independent organization and is not affiliated with Fidelity Investments. Brokerage services provided by Fidelity Brokerage Services LLC, Member NYSE, SIPC. 800-544-6666. Brokerage Accounts earned with National Financial Services LLC, Member NYSE, SIPC.

Holdings (Symbol) as of 12/31	Income Earned	Quantity	Price per Unit	Total Cost Basis	Total Value
Stocks					
AON PLC COM USD0 01 CL A (AON)	\$127 98	134 000	\$94 830	\$10,009 01	\$12,707 22
COVIDIEN PLC USD0 20 (COV)	79 72	87 000	102 280	8,280 42	8,898 36
JAZZ PHARMACEUTICALS PLC COM USD0 0001 (JAZZ)	0 00	14 000	163 730	1,904 11	2,292 22
LAZARD LTD COM CLASS A USD0 01 (LAZ)	0 00	25 000	50 030	699 50	1,250 75
XL GROUP PLC SHS (XL)	77 12	283 000	34 370	9,586 23	9,726 71
ACE LIMITED ORD CHF25 40 ISIN #CH0044328745 SEDOL #B3BQMF6 (ACE)	221 17	103 000	114 880	6,804 76	11,832 64
MELLANOX TECHNOLOGIES LTD COM STK ILS0 0175 ISIN #IL0011017329 SEDOL #B1R96S6 (MLNX)	0 00	45 000	42 730	1,812 00	1,922 85
QIAGEN NV COM EURO 01 (QGEN)	0 00	458 000	23 460	11,292 00	10,744 68
FLEXTRONICS INTERNATIONAL COM USD0 01 (FLEX)	0 00	528 000	11 180	3,909 34	5,903 04

Brokerage		5610	ROTTMAN FAM CHARITABLE FOUNDAT			
Holdings	(Symbol) as of 12/31	Income Earned	Quantity	Price per Unit	Total Cost Basis	Total Value
ABB LTD ADR EACH REPR 1 ORD CHF1 03		0 00	396 000	21 150	9,088 23	8,375 40
(SPON) (ABB)						
AFLAC INC (AFL)		81 61	153 000	61 090	8,722 98	9,346 77
AIA GROUP LTD SPONSORED ADR		62 62	272 000	22 257	4,006 63	6,053 90
ISIN #US0013172053 SEDOL #B6331J3						
(AAGIY)						
AOL INC COM USD0 01 (AOL)		0 00	79 000	46 170	3,569 69	3,647 43
ACACIA RESH CORP AR ACACIA		24 52	49 000	16 940	1,573 73	830 06
TECHNOLOGIES COM (ACTG)						
ACADIA HEALTHCARE COMPANY INC COM		0 00	58 000	61 210	1,633 11	3,550 18
ISIN #US00404A1097 SEDOL #B65VZ37						
(ACHC)						
ACADIA PHARMACEUTICALS INC		0 00	49 000	31 750	1,320 17	1,555 75
COM ISIN #US0042251084 SEDOL #2713317						
(ACAD)						
AFFILIATED MANAGERS GROUP (AMG)		0 00	60 000	212 240	11,498 60	12,734 40
AKZO NOBEL NV SPONSORED ADR		428 59	665 000	23 253	9,559 30	15,463 24
ISIN #US0101993055 SEDOL #2011936						
(AKZOY)						
ALIBABA GROUP HLDG LTD		0 00	53 000	103 940	5,798 20	5,508 82
SPONSORED ADS (BABA)						
ALTRIA GROUP INC (MO)		146 64	220 000	49 270	9,217 89	10,839 40
AMAZON COM INC (AMZN)		0 00	48 000	310 350	3,359 78	14,896 80
AMERICAN AIRLINES GROUP INC COM						
USD1 (AAL)		77 00	506 000	53 630	20,535 85	27,136 78
AMERIPRISE FINL INC COM (AMP)		0 00	89 000	132 250	11,578 84	11,770 25
ANADARKO PETE CORP (APC)		78 30	84 000	82 500	7,603 03	6,930 00
APOLLO EDUCATION GROUP INC CL A						
(APOL)		0 00	62 000	34 110	1,975 21	2,114 82
APPLE INC (AAPL)		492 10	226 000	110 380	8,005 60	24,945 88
AQUA AMERICA INC (WTR)		74 18	117 000	26 700	1,594 66	3,123 90
AVIVA SPON ADR EA REPR 2 ORD SHS		458 21	827 000	14 900	12,073 63	12,322 30
GBP0 25 (AV)						



2014 Investment Report

January 1, 2014 - December 31, 2014

Brokerage		5610	ROTTMAN FAM CHARITABLE FOUNDAT			
Holdings	(Symbol) as of 12/31	Income Earned	Quantity	Price per Unit	Total Cost Basis	Total Value
AXA ADS-EACH REP 1 ORD EUR2 29						
(AXAHY)		678 69	603 000	23 239	12,578 47	14,013 11
AXIALL CORP COM USD0 01 (AXLL)		19 20	40 000	42 470	1,737 55	1,698 80
BAE SYSTEMS SPON ADR EA REP 4 ORD		298 13	225 000	29 439	5,298 03	6,623 77
GBP 0 025(MGN JP) (BAESY)						
BP PLC ADR (CNV INTO 6 ORD USD0 25						
SHS) (BP)		512 47	219 000	38 120	9,110 59	8,348 28
BNP PARIBAS SPONSORED ADR		586 13	574 000	29 804	11,189 64	17,107 49
ISIN #US05565A2024 SEDOL #2568272						
(BNPQY)						
BOFI HLDG INC (BOFI)		0 00	35 000	77 810	2,416 65	2,723 35
BANK OF AMERICA CORP (BAC)		118 46	993 000	17 890	15,145 66	17,764 77
BANK HAWAII CORP (BOH)		0 00	35 000	59 310	2,068 05	2,075 85
BANKUNITED INC COM USD0 01		31 50	50 000	28 970	1,674 45	1,448 50
ISIN #US06652K1034 (BKU)						
BARCLAYS PLC ADR-EACH CV INTO 4		71 89	829 000	15 010	12,886 21	12,443 29
ORD STK GBP0 25(JPM) (BCS)						
BARRETT BILL CORP (BBG)		0 00	78 000	11 390	1,760 61	888 42
BAYER AG SPON ADR-EACH REPR 1 ORD		385 04	133 000	136 736	6,939 66	18,185 88
NPV (BAYRY)						
BELDEN INC (BDC)		2 00	20 000	78 810	1,507 55	1,576 20
BERRY PLASTICS GROUP INC COM		0 00	58 000	31 550	1,351 81	1,829 90
ISIN #US08579W1036 SEDOL #B8BR3H3						
(BERY)						
BIO-TECHNE CORP (TECH)		13 12	41 000	92 400	2,759 87	3,788 40
BOISE CASCADE COMPANY COM USD0 01						
(BCC)		0 00	61 000	37 150	1,773 90	2,266 15
BORGWARNER INC (BWA)		124 44	244 000	54 950	2,273 98	13,407 80
BRIGHT HORIZONS FAM SOLUTIONS INC						
COM		0 00	40 000	47 010	1,626 35	1,880 40
USD0 001 (BFAM)						
BRISTOL MYERS SQUIBB (BMY)		151 92	211 000	59 030	10,456 67	12,455 33
BRISTOW GROUP INC COM (BRS)		38 72	32 000	65 790	2,185 55	2,105 28
BRUNSWICK CORP COM (BC)		17 16	49 000	51 260	1,984 12	2,511 74

January 1, 2014 - December 31, 2014

Brokerage		5610	ROTTMAN FAM CHARITABLE FOUNDAT			
Holdings	(Symbol) as of 12/31	Income Earned	Quantity	Price per Unit	Total Cost Basis	Total Value
CBS CORP NEW CL B (CBS)		0 00	91 000	55 340	4,789 09	5,035 94
CBRE GROUP INC CL A ISIN						
#US12504L1098		0 00	573 000	34 250	14,148 67	19,625 25
SEDOL #B6WVMH3 (CBG)						
C H ROBINSON WORLDWIDE INC COM		121 22	144 000	74 890	9,076 92	10,784 16
NEW ISIN #US12541W2098 SEDOL						
#2116228 (CHRW)						
CRH SPON ADR EA REPR 1 ORD SHS						
EUR0 32 (CRH)		390 99	466 000	24 010	10,700 02	11,188 66
C S X CORP (CSX)		64 64	136 000	36 230	4,156 07	4,927 28
CVS HEALTH CORP COM (CVS)		188 10	118 000	96 310	3,533 25	11,364 58
CADENCE DESIGN SYSTEMS INC (CDNS)		0 00	127 000	18 970	1,750 39	2,409 19
CANON INC SPONSORED ADR		84 20	216 000	31 660	7,099 66	6,838 56
ISIN #US1380063099 SEDOL #2173706						
(CAJ)						
CARLISLE COS INC COM (CSL)		14 40	20 000	90 240	1,648 35	1,804 80
CATERPILLAR INC (CAT)		243 60	114 000	91 530	10,625 40	10,434 42
CELGENE CORP (CELG)		0 00	178 000	111 860	7,528 26	19,911 08
CHEVRON CORP NEW (CVX)		526 25	101 000	112 180	10,406 98	11,330 18
CHILDRENS PL INC COM ISIN						
#US1689051076		14 70	37 000	57 000	1,726 97	2,109 00
SEDOL #2106791 (PLCE)						
CHINA LIFE INSURANCE CO ADR EACH						
REP 15		180 21	247 000	58 710	10,021 45	14,501 37
ORD H CNY1 (LFC)						
CHINA MOBILE LTD SPON ADR REP 5 ORD		160 59	79 000	58 820	3,723 89	4,646 78
HKD0 10 (CHL)						
CHINA SHENHUA ENERGY COMPANY LTD						
ADR EACH		461 25	780 000	11 838	8,973 70	9,233 64
REPR 4 ORD H CNY1 (CSUAY)						
CHINA TELECOM CORPORATION SPONS		317 41	259 000	58 710	12,223 15	15,205 89
ADR EACH REPR 100 H COM CNY1 (CHA)						
CINEMARK HLDGS INC COM (CNK)		53 00	53 000	35 580	808 29	1,885 74
CITIGROUP INC COM NEW (C)		12 56	295 000	54 110	10,025 10	15,962 45



2014 Investment Report

January 1, 2014 - December 31, 2014

Brokerage		5610	ROTTMAN FAM CHARITABLE FOUNDAT			
Holdings	(Symbol) as of 12/31	Income Earned	Quantity	Price per Unit	Total Cost Basis	Total Value
COGENT COMMUNICATION HLDGS INC		81 90	70 000	35 390	2,232 37	2,477 30
COM NEW (CCOI)						
COMMVAULT SYS INC COM (CVLT)		0 00	43 000	51 690	2,336 64	2,222 67
COOPER COS INC COM NEW		1 56	15 000	162 090	1,056 81	2,431 35
ISIN #US2166484020 SEDOL #2222631						
(COO)						
CORNERSTONE ONDEMAND INC COM						
USD0 0001 (CSOD)		0 00	43 000	35 200	1,868 99	1,513 60
CREDIT AGRICOLE S A ADR		385 98	1168 000	6 510	5,286 70	7,603 68
ISIN #US2253131054 SEDOL #B3DL099						
(CRARY)						
CREDIT SUISSE GROUP SPON ADR-REP 1						
ORD		490 40	498 000	25 080	12,871 54	12,489 84
CHF0 40(REGD) (CS)						
CROWN HLDGS INC COM (CCK)		0 00	32 000	50 900	1,411 15	1,628 80
DBS GROUP HLDGS LTD SPONSORED ADR		395 58	215 000	62 184	5,707 68	13,369 56
ISIN #US23304Y1001 SEDOL #2489867						
(DBSDY)						
DEUTSCHE BOERSE AG UNSP ADR EACH						
REPR		260 02	1157 000	7 166	8,564 64	8,291 06
0 10 ORD (DBOEY)						
DEUTSCHE LUFTHANSA A G SPONSORED						
ADR		381 89	612 000	16 735	10,821 82	10,241 82
ISIN #US2515613048 SEDOL #2537595						
(DLAKY)						
DEVON ENERGY CORP NEW (DVN)		96 24	93 000	61 210	6,542 47	5,692 53
DEVRY EDUCATION GROUP INC (DV)		22 05	63 000	47 470	2,343 36	2,990 61
DEXCOM INC (DXCM)		0 00	53 000	55 050	869 33	2,917 65
DISNEY WALT CO (DIS)		132 44	54 000	94 190	943 88	5,086 26
DISCOVER FINL SVCS (DFS)		134 88	117 000	65 490	5,182 87	7,662 33
ENI S P A SPONSORED ADR		846 36	338 000	34 910	15,353 24	11,799 58
ISIN #US26874R1086 SEDOL #2297435 (E)						
E TRADE FINL CORP COM NEW (ETFC)		0 00	162 000	24 255	2,194 95	3,929 31
ELECTRONICS FOR IMAGING INC (EFII)		0 00	46 000	42 830	2,048 51	1,970 18



2014 Investment Report

January 1, 2014 - December 31, 2014

Brokerage		5610	ROTTMAN FAM CHARITABLE FOUNDAT			
Holdings	(Symbol) as of 12/31	Income Earned	Quantity	Price per Unit	Total Cost Basis	Total Value
EMBRAER S A SPONSORED ADR REPSTG		72 58	128 000	36 860	3,159 12	4,718 08
PFD SHS (ERJ)						
ENDOLOGIX INC COM (ELGX)		0 00	132 000	15 290	1,821 63	2,018 28
ENVISION HEALTHCARE HLDGS INC COM		0 00	50 000	34 690	1,700 95	1,734 50
USD0 01 (EVHC)						
ERICSSON ADR EACH REP 1 ORD B SEK1						
(ERIC)		788 54	490 000	12 100	4,510 99	5,929 00
EXXON MOBIL CORP (XOM)		368 97	287 000	92 450	27,812 43	26,533 15
FACEBOOK INC COM USD0 000006 CL A						
(FB)		0 00	393 000	78 020	9,560 13	30,661 86
FIREEYE INC COM USD0 0001 (FEYE)		0 00	66 000	31 580	1,868 49	2,084 28
FIRST AMERICAN FINANCIAL CORP COM		64 68	77 000	33 900	1,725 59	2,610 30
USD0 00001 (FAF)						
FULLER H B CO (FUL)		17 94	39 000	44 530	1,795 32	1,736 67
GEA GROUP AG SPON ADR EACH REPR						
1ORD (GEAGY)		82 88	242 000	44 288	10,269 89	10,717 69
GENERAL ELECTRIC CO (GE)		207 24	398 000	25 270	10,565 28	10,057 46
GENESEE AND WYOMING INC INC CL A						
(GWR)		0 00	22 000	89 920	1,501 97	1,978 24
GENTEX CORP COM ISIN #US3719011096		0 00	55 000	36 130	2,032 50	1,987 15
SEDOL #2366799 (GNTX)						
GETINGE AB UNSP ADR EACH REPR 1 ORD						
(GNGBY)		208 79	326 000	22 713	10,689 64	7,404 43
GLAXOSMITHKLINE ADR EACH CNV INTO 2						
ORD		822 72	310 000	42 740	12,187 96	13,249 40
GBP0 25 (GSK)						
GOOGLE INC CL A (GOOGL)		0 00	27 000	530 660	5,307 00	14,327 82
GOOGLE INC CL C (GOOG)		0 00	27 000	526 400	5,290 65	14,212 80
GRAINGER W W INC (GWW)		172 38	40 000	254 890	5,897 39	10,195 60
GREATBATCH INC COM ISIN						
#US39153L1061		0 00	49 000	49 300	2,265 87	2,415 70
SEDOL #2641098 (GB)						



2014 Investment Report

January 1, 2014 - December 31, 2014

Brokerage		5610	ROTTMAN FAM CHARITABLE FOUNDAT			
Holdings	(Symbol) as of 12/31	Income Earned	Quantity	Price per Unit	Total Cost Basis	Total Value
H & E EQUIPMENT SERVICES INC COM		71 00	82 000	28 090	2,083 10	2,303 38
ISIN #US4040301081 SEDOL #B0WR848						
(HEES)						
HCA HLDGS INC COM USD0 01 (HCA)		0 00	277 000	73 390	9,442 36	20,329 03
HFF INC CL A ISIN #US40418F1084		237 90	130 000	35 920	1,843 55	4,669 60
SEDOL #B1Q1RT1 (HF)						
HSBC HOLDINGS PLC ADR EACH REPR 5						
ORD		447 20	247 000	47 230	10,008 17	11,665 81
USD0 50 (HSBC)						
HAIN CELESTIAL GROUP INC (HAIN)		0 00	44 000	58 290	1,607 54	2,564 76
HALLIBURTON CO HOLDING CO FRMLY		9 90	55 000	39 330	2,822 30	2,163 15
HALLIBURTON CO (HAL)						
HANESBRANDS INC COM (HBI)		4 80	16 000	111 620	1,754 35	1,785 92
HARMAN INTL INDS INC NEW (HAR)		52 92	42 000	106 710	2,112 15	4,481 82
HEIDELBERGCEMENT AG ADR		145 04	872 000	14 233	11,400 01	12,411 17
ISIN #US42281P2056 SEDOL #B5T6K25						
(HDELY)						
HOME DEPOT INC COM ISIN						
#US4370761029		84 60	90 000	104 970	7,066 65	9,447 30
SEDOL #2434209 (HD)						
HOMEAWAY INC COM USD0 0001 (AWAY)		0 00	43 000	29 780	1,700 43	1,280 54
HONEYWELL INTL INC (HON)		107 08	53 000	99 920	2,960 90	5,295 76
HUBBELL INC CL B FRMLY HUBBELL						
HARVEY		326 04	184 000	106 830	19,537 90	19,656 72
INC CL B (HUBB)						
HURON CONSULTING GROUP INC COM		0 00	41 000	68 390	1,287 97	2,803 99
ISIN #US4474621020 SEDOL #B018V76						
(HURN)						
HUTCHISON WHAMPOA LIMITED UNSP						
ADR EA		528 83	425 000	23 018	8,225 79	9,782 65
REPR 2 ORD SHS HKD0 25 (HUWHY)						
IMPERVA INC COM ISIN #US45321L1008		0 00	85 000	49 430	3,344 79	4,201 55
SEDOL #B523R55 (IMPV)						

Brokerage		5610	ROTTMAN FAM CHARITABLE FOUNDAT			
Holdings	(Symbol) as of 12/31	Income Earned	Quantity	Price per Unit	Total Cost Basis	Total Value
INFINEON TECHNOLOGIES AG		173 44	1055 000	10 703	7,907 64	11,291 66
SPONSORED ADR ISIN #US45662N1037						
SEDOL #2559975 (IFNNY)						
INFORMATICA CORP (INFA)		0 00	59 000	38 135	940 41	2,249 96
ING GROEP NV SPONS ADR-EACH REPR 1						
ORD		0 00	854 000	12 970	6,171 52	11,076 38
EUR0 24(MGT) (ING)						
INSULET CORP COM (PODD)		0 00	54 000	46 060	2,027 01	2,487 24
INTERACTIVE INTELLIGENCE GROUP		0 00	46 000	47 900	1,436 67	2,203 40
INC COM (ININ)						
INTL PAPER CO (IP)		58 40	146 000	53 580	7,277 29	7,822 68
INTESA SANPAOLO S P A SPON ADR		409 40	446 000	17 585	5,068 72	7,842 91
ISIN #US46115H1077 SEDOL #B1M98R4						
(ISNPY)						
ISHARES MSCI SOUTH KOREA CAPPED						
ETF (EWY)		368 83	556 000	55 290	32,612 68	30,741 24
ISHARES MSCI EMERGING MARKETS ETF						
(EEM)		2,908 03	3321 000	39 290	90,773 31	130,482 09
JPMORGAN CHASE & CO (JPM)		413 56	320 000	62 580	11,120 34	20,025 60
JETBLUE AWYS CORP (JBLU)		0 00	224 000	15 860	1,364 06	3,552 64
JONES LANG LASALLE INC (JLL)		14 88	20 000	149 930	1,435 51	2,998 60
KB FINANCIAL GROUP INC SPONSORED						
ADR		125 72	165 000	32 620	5,072 74	5,382 30
ISIN #US48241A1051 SEDOL #B3DG2Y3						
(KB)						
KAISER ALUM CORP COM PAR \$0 01 (KALU						
)		44 80	32 000	71 430	1,630 97	2,285 76
KANSAS CITY SOUTHERN		133 63	96 000	122 030	10,901 86	11,714 88
COM (KSU)						
KEYCORP NEW (KEY)		35 43	545 000	13 900	7,365 45	7,575 50
KINDER MORGAN INC DELAWARE COM						
USD0 01 (KMI)		155 76	354 000	42 310	14,265 30	14,977 74
KINGFISHER ADR EACH REPR 2 ORD		652 96	1378 000	10 619	11,654 41	14,632 98
GBP0 157142857 (KGFHY)						



2014 Investment Report

January 1, 2014 - December 31, 2014

Brokerage		5610	ROTTMAN FAM CHARITABLE FOUNDAT			
Holdings	(Symbol) as of 12/31	Income Earned	Quantity	Price per Unit	Total Cost Basis	Total Value
KIRBY CORP FORMERLY KIRBY EXPL INC (KEX)		0 00	40 000	80 740	1,621 08	3,229 60
KONICA MINOLTA INC ADR ISIN #US50048B1044 SEDOL #B3F3Q62 (KNCAY)		106 98	498 000	22 103	9,911 39	11,007 29
KROGER CO COM ISIN #US5010441013 SEDOL #2497406 (KR)		32 56	176 000	64 210	9,033 95	11,300 96
KUNLUN ENERGY COMPANY LIMITED UNSP		78 63	538 000	9 452	8,975 20	5,085 17
ADR EACH REP 50 ORD (KLYCY)						
LA QUINTA HOLDINGS COM USD0 01 (LQ)		0 00	709 000	22 060	14,075 10	15,640 54
LILLY ELI & CO (LLY)		196 49	225 000	68 990	13,809 75	15,522 75
LINCOLN ELECTRIC HOLDINGS (LECO)		5 52	24 000	69 090	1,764 27	1,658 16
LLOYDS BANKING GROUP ADR REP 4 ORD GBP0 10(BNY) (LYG)		0 00	2305 000	4 640	5,441 91	10,695 20
LONZA GROUP AG ADR ISIN #US54338V1017		95 91	393 000	11 292	3,594 37	4,437 75
SEDOL #B3DTMC0 (LZAGY)						
MAGELLAN HEALTH INC (MGLN)		0 00	36 000	60 030	1,343 60	2,161 08
MAGNUM HUNTER RES CORP DEL COM (MHR)		0 00	339 000	3 140	1,174 11	1,064 46
MARKS & SPENCER GROUP SPON ADR EA REP 2 ORD SHS GBP0 25 (MAKSY)		426 94	935 000	14 932	13,119 51	13,961 42
MARRIOTT INTL INC CL A (MAR)		271 81	315 000	78 030	10,272 82	24,579 45
MARTIN MARIETTA MATLS INC (MLM)		6 00	15 000	110 320	1,689 45	1,654 80
MASONITE INTERNATIONAL CORP COM NPV (DOOR)		0 00	36 000	61 460	2,018 55	2,212 56
MCKESSON CORP (MCK)		64 08	89 000	207 580	14,870 95	18,474 62
MEDIVATION INC COM (MDVN)		0 00	13 000	99 610	540 86	1,294 93
MERCK & CO INC NEWCOM (MRK)		429 88	352 000	56 790	13,965 24	19,990 08
MERCK KGAA UNSPON ADR ISIN #US5893391004 SEDOL #B24BVX2 (MKGAY)		248 24	570 000	31 631	12,628 06	18,029 67

Brokerage		.5610					ROTTMAN FAM CHARITABLE FOUNDAT	
Holdings	(Symbol) as of 12/31	Income Earned	Quantity	Price per Unit	Total Cost Basis	Total Value		
METRO AG UNSP ADR EA REPR 1/5 ORD								
SHS (MTRY)		0 00	1893 000	6 125	14,568 60	11,594 62		
MICHELIN(CIE GLE DES ETABL) UNSP ADR								
EACH REPR 1/5 ORD (MGDDY)		393 66	578 000	18 216	8,801 49	10,528 84		
MICROSOFT CORP (MSFT)								
MIDDLEBY CORP (MIDD)		179 61	387 000	46 450	17,518 77	17,976 15		
MONSANTO CO NEW (MON)		0 00	18 000	99 100	1,720 65	1,783 80		
NCI BUILDING SYS INC COM NEW		0 00	53 000	119 470	5,823 64	6,331 91		
ISIN #US6288522047 SEDOL #2617486		0 00	183 000	18 520	2,352 18	3,389 16		
(NCS)								
NAVISTAR INTL CORP NEW COM								
ISIN #US63934E1082 SEDOL #2624464		0 00	78 000	33 480	2,069 49	2,611 44		
(NAV)								
NEXTERA ENERGY INC COM (NEE)								
NIKE INC CLASS B (NKE)		348 02	150 000	106 290	11,349 01	15,943 50		
NISSAN MOTOR CO SPONS ADR(CNV INTO		175 68	218 000	96 150	12,349 42	20,960 70		
2		527 34	918 000	17 632	16,698 39	16,186 17		
ORD NPV) (NSANY)								
NOVARTIS AG ADR-EACH REPR 1								
CHF0 5(REGD) (NVS)		151 79	55 000	92 660	2,075 16	5,096 30		
NUVASIVE INC COM ISIN #US6707041058		0 00	78 000	47 160	1,813 74	3,678 48		
SEDOL #B00GJC2 (NUVA)								
OASIS PETROLEUM INC COM USD0 01								
(OAS)		0 00	41 000	16 540	1,584 81	678 14		
OCCIDENTAL PETROLEUM CORP (OXY)		430 80	146 000	80 610	9,190 78	11,769 06		
ON ASSIGNMENT INC COM		0 00	51 000	33 190	1,750 62	1,692 69		
ISIN #US6821591087 SEDOL #2658720								
(ASGN)								
ORACLE CORP COM ISIN #US68389X1054								
SEDOL #2661568 (ORCL)		0 00	291 000	44 970	11,352 61	13,086 27		
PG & E CORP (PCG)		96 46	212 000	53 240	9,997 39	11,286 88		
PNC FINL SVCS GROUP (PNC)		184 76	106 000	91 230	5,673 80	9,670 38		
POSCO ADR EACH REP 1/4 ORD KRW5000		140 27	108 000	63 810	8,419 59	6,891 48		
(BNY) (PKX)								



2014 Investment Report

January 1, 2014 - December 31, 2014

Brokerage .5610		ROTTMAN FAM CHARITABLE FOUNDAT				
Holdings	(Symbol) as of 12/31	Income Earned	Quantity	Price per Unit	Total Cost Basis	Total Value
PALO ALTO NETWORKS INC COM						
USD0 0001 (PANW)		0 00	109 000	122 570	6,616 09	13,360 13
PAYLOCITY HOLDING CORPORATION COM		0 00	74 000	26 110	2,017 79	1,932 14
USD0 001 (PCTY)						
PETROFAC UNSP ADR EA REPR 1/2 ORD						
SHS (POFCY)		0 00	542 000	5 481	4,354 79	2,970 70
PETROLEO BRASILEIRO SA PETROBRAS						
SPONS		173 51	365 000	7 580	7,676 63	2,766 70
ADR-EACH REPR 2 PREF SHS NPV (PBRA)						
PHILLIPS 66 COM (PSX)		185 62	71 000	71 700	1,927 32	5,090 70
POLARIS INDS INC (PII)		34 56	18 000	151 240	1,717 05	2,722 32
POLYCOM INC (PLCM)		0 00	160 000	13 500	2,172 75	2,160 00
PROOFPOINT INC COM USD0 0001 (PFPT)		0 00	58 000	48 230	1,832 05	2,797 34
QLIK TECHNOLOGIES INC COM USD0 0001 (QLIK)		0 00	66 000	30 890	1,663 57	2,038 74
QUALCOMM INC (QCOM)		191 24	211 000	74 330	13,401 41	15,683 63
REALOGY HLDGS CORP COM USD0 01 (RLGY)		0 00	53 000	44 490	1,973 19	2,357 97
RED ROBIN GOURMET BURGERS INC (RRGB)		0 00	24 000	76 975	844 63	1,847 40
RENTRAK CORP (RENT)		0 00	30 000	72 820	2,170 05	2,184 60
RESOURCES CONNECTION INC (RECN)		10 56	132 000	16 450	2,029 00	2,171 40
REXAM SPON ADR EA REPR 5 ORD (REXMY)		49 07	104 000	35 380	3,680 42	3,679 52
REXNORD CORPORATION (NEW) COM USD0 01 (RXN)		0 00	71 000	28 210	2,052 75	2,002 91
REYNOLDS AMERN INC (RAI)		346 15	160 000	64 270	8,641 93	10,283 20
RITCHIE BROS AUCTIONEERS COM		61 56	114 000	26 890	2,200 17	3,065 46
ISIN #CA7677441056 SEDOL #2345390 (RBA)						
ROCHE HOLDINGS AG SPN ADR EACH REP 0 125 GENUS (RHHBY)		971 47	876 000	33 953	14,715 09	29,742 82

Brokerage		5610	ROTTMAN FAM CHARITABLE FOUNDAT			
Holdings	(Symbol) as of 12/31	Income Earned	Quantity	Price per Unit	Total Cost Basis	Total Value
ROYAL DUTCH SHELL PLC SPON ADR B		587 76	158 000	69 560	9,357 28	10,990 48
ISIN #US7802591070 SEDOL #B03MM73						
(RDSB)						
SS&C TECHNOLOGIES HLDGS INC COM						
(SSNC)		4 50	36 000	58 490	733 61	2,105 64
SVB FINL GROUP (SIVB)		0 00	27 000	116 070	976 87	3,133 89
SALESFORCE COM INC (CRM)		0 00	291 000	59 310	16,837 95	17,259 21
SANOFI SPONSORED ADR (SNY)		826 92	304 000	45 610	10,994 48	13,865 44
SAP SE SPON ADR ISIN #US8030542042		161 18	118 000	69 650	7,587 81	8,218 70
SEDOL #2775135 (SAP)						
SCHWAB CHARLES CORP NEW (SCHW)		220 92	819 000	30 190	17,172 17	24,725 61
SEMPRA ENERGY (SRE)		243 69	86 000	111 360	4,494 81	9,576 96
SERCO GROUP ADR EACH REPR 1 SHS						
(SECCY)		103 55	591 000	2 506	4,168 59	1,481 04
SERVICENOW INC COM USD0 001 (NOW)		0 00	28 000	67 850	940 79	1,899 80
SHERWIN WILLIAMS CO (SHW)		0 00	36 000	263 040	8,908 59	9,469 44
SHINHAN FINANCIAL GROUP CO LTD						
SPONS		21 34	127 000	40 390	5,491 96	5,129 53
ADR EACH REP 2 ORD KRW5000 (SHG)						
SHUTTERFLY INC COM		0 00	39 000	41 695	1,285 14	1,626 10
DELAWARE (SFLY)						
SIEMENS A G SPONSORED ADR		511 61	125 000	113 443	7,105 05	14,180 37
ISIN #US8261975010 SEDOL #2742689						
(SIEGY)						
SINGAPORE TELECOMMUNICATNS LTD		418 01	381 000	29 432	8,269 16	11,213 59
SPON ADR NEW06 ISIN #US82929R3049						
SEDOL #B02ZNW5 (SGAPY)						
SIRONA DENTAL SYSTEMS INC COM		0 00	26 000	87 370	852 37	2,271 62
ISIN #US82966C1036 SEDOL #B17MSX4						
(SIRO)						
SKECHERS USA INC (SKX)		0 00	92 000	55 250	1,316 93	5,083 00
SKY PLC ADR EACH REPR ORD SPON		0 00	192 000	56 071	11,308 11	10,765 63
ISIN #US83084V1061 SEDOL #BSS8788						
(SKYAY)						



2014 Investment Report

January 1, 2014 - December 31, 2014

Brokerage 5610 ROTTMAN FAM CHARITABLE FOUNDAT					
Holdings (Symbol) as of 12/31	Income Earned	Quantity	Price per Unit	Total Cost Basis	Total Value
SNAP ON INC (SNA)	22 79	43 000	136 740	5,573 01	5,879 82
SOLARWINDS INC COM (SWI)	0 00	53 000	49 830	2,127 42	2,640 99
SPECTRANETICS CORP (SPNC)	0 00	61 000	34 580	1,764 75	2,109 38
STARBUCKS CORP (SBUX)	252 70	225 000	82 050	15,092 57	18,461 25
STEELCASE INC CL A ISIN #US8581552036 SEDOL #2150420 (SCS)	97 11	234 000	17 950	1,658 81	4,200 30
STIFEL FINL CORP (SF)	0 00	56 000	51 020	2,194 75	2,857 12
STRYKER CORP (SYK)	108 60	89 000	94 330	5,834 47	8,395 37
SUNCOR ENERGY COM NPV NEW ISIN #CA8672241079 SEDOL #B3NB1P2 (SU)	110 43	121 000	31 780	3,980 58	3,845 38
SUNTORY BEVERAGE & FOOD LIMITED UNSPON	103 93	517 000	17 390	9,215 59	8,990 63
ADR EACH REPR 0 5 ORD JPY0 00 (STBFY)					
SWIRE PACIFIC ADR EACH REP 1 A HKD0 60(BNY) (SWRAY)	128 61	277 000	13 024	2,442 01	3,607 64
SWISS RE LTD SPONSORED ADR (SSREY)	1,381 18	153 000	84 185	11,404 24	12,880 30
SYNGENTA AG SPONSORED ADR ISIN #US87160A1007 SEDOL #2674986 (SYT)	0 00	140 000	64 240	10,356 81	8,993 60
TJX COS INC NEW COM ISIN #US8725401090	39 56	89 000	68 580	5,218 10	6,103 62
SEDOL #2989301 (TJX)					
TNT EXPRESS N V ADR (TNTEY)	164 89	1691 000	6 705	14,265 96	11,338 15
TAIWAN SEMICONDUCTOR MANUFACTURING ADS	351 12	215 000	22 380	1,826 22	4,811 70
EACH CNV INTO 5 ORD TWD10 (TSM)					
TALISMAN ENERGY INC COM NPV ISIN #CA87425E1034 SEDOL #2068299 (TLM)	309 98	1354 000	7 830	15,994 40	10,601 82
TEAM HEALTH HOLDINGS INC COM USD0 01 (TMH)	0 00	31 000	57 530	1,751 70	1,783 43

Brokerage		ROTTMAN FAM CHARITABLE FOUNDAT				
Holdings (Symbol) as of 12/31		Income Earned	Quantity	Price per Unit	Total Cost Basis	Total Value
TECHNIP ADR EACH REPR 1/4 ORD NPV(SPON) (TKPPY)		169 03	263 000	14 949	6,669 89	3,931 58
TELEFONICA SA ADR EA REPR 1 ORD NPV (TEF)		830 50	860 000	14 210	14,401 84	12,220 60
TELENOR ASA ADR EACH REPR 3 ORD NOK6 SPON (TELNY)		597 27	170 000	60 620	6,958 11	10,305 40
TEREX CORP NEW (TEX)		8 80	44 000	27 880	1,699 31	1,226 72
TESCO PLC SPONSORED ADR ISIN #US8815753020 SEDOL #B00LNH0 (TSCDY)		531 32	925 000	8 841	14,434 25	8,177 92
TEVA PHARMACEUTICAL INDUSTRIES ADR-EACH CNV INTO 1 ORD ILS0 10 (TEVA)		337 85	421 000	57 510	19,888 26	24,211 71
THERMO FISHER SCIENTIFIC INC (TMO)		109 20	216 000	125 290	20,783 51	27,062 64
TIME WARNER INC NEWCOM NEW (TWX)		114 62	215 000	85 420	16,471 11	18,365 30
TOTAL S A SPONSORED ADR ISIN #US89151E1091 SEDOL #2898032 (TOT)		619 37	217 000	51 200	11,882 67	11,110 40
TOYOTA MOTOR CORP SP ADR REP2COM ISIN #US8923313071 SEDOL #2898957 (TM)		330 56	112 000	125 480	10,628 88	14,053 76
TRINITY INDS INC DEL FRMLY TEXAS (TRN)		0 00	92 000	28 010	3,235 31	2,576 92
TRIUMPH GROUP INC NEW (TGI)		4 16	26 000	67 220	939 86	1,747 72
TRIPADVISOR INC COM (TRIP)		0 00	219 000	74 660	14,512 25	16,350 54
TURKCELL ILETISIM HIZMET ADS EACH REPR 2 5 TRADABLE SHS TRY1 (TKC)		0 00	240 000	15 120	2,922 35	3,628 80
TUTOR PERINI CORP COM (TPC)		0 00	66 000	24 070	2,065 17	1,588 62
ULTIMATE SOFTWARE GROUP INC (ULTI)		0 00	12 000	146 815	1,802 67	1,761 78
UNITED RENTALS INC (URI)		0 00	79 000	102 010	8,493 34	8,058 79
UNITED TECHNOLOGIES CORP (UTX)		167 56	55 000	115 000	2,232 76	6,325 00
UNITEDHEALTH GROUP (UNH)		0 00	89 000	101 090	9,107 31	8,997 01
VERIZON COMMUNICATIONS (VZ)		459 66	299 000	46 780	14,285 09	13,987 22



2014 Investment Report

January 1, 2014 - December 31, 2014

Brokerage		5610 ROTTMAN FAM CHARITABLE FOUNDAT				
Holdings	(Symbol) as of 12/31	Income Earned	Quantity	Price per Unit	Total Cost Basis	Total Value
VISA INC COM CL A (V)		191 28	106 000	262 200	9,111 46	27,793 20
VIVENDI SA UNSPON ADR EACH REPR 1 ORD		437 99	320 000	25 036	7,947 51	8,011 52
EUR5 50 (VIVHY)						
VODAFONE GROUP SPON ADR REP 10 ORD SHS		269 88	212 000	34 170	6,617 27	7,244 04
(POST REV SPLIT) (VOD)						
WABCO HLDGS INC COM (WBC)		0 00	140 000	104 780	15,316 54	14,669 20
WAGeworks INC COM USD0 001 (WAGE)		0 00	17 000	64 570	442 52	1,097 69
WELLcare HEALTH PLANS INC FORMERLY		0 00	32 000	82 060	1,828 75	2,625 92
WELLcare GROUP INC (WCG)						
WELLS FARGO & CO NEW (WFC)		170 75	169 000	54 820	8,694 55	9,264 58
WESCO INTERNATIONAL INC (WCC)		0 00	33 000	76 210	1,906 38	2,514 93
WHITEWAVE FOODS CO COM		0 00	115 000	34 990	1,930 75	4,023 85
ISIN #US9662441057 SEDOL #B834PQ5 (WWAV)						
WHOLE FOODS MKT INC (WFM)		181 80	294 000	50 420	12,236 10	14,823 48
WILLIAMS SONOMA INC COM		100 34	22 000	75 680	933 25	1,664 96
ISIN #US9699041011 SEDOL #2967589 (WSM)						
WYNDHAM WORLDWIDE CORP COM (WYN)		36 40	26 000	85 760	280 48	2,229 76
XPO LOGISTICS INC COM USD0 001 (XPO)		0 00	70 000	40 880	1,747 45	2,861 60
Non-Classified						
ANCHOR ALTERNATIVE INCOME INVESTOR (AAIFX)		1,751 71	20010 954	8 830	192,339 40	176,696 72
Other						
ALEXANDRIA REAL ESTATE EQUITIES INC (ARE)		238 52	67 000	88 740	2,154 50	5,945 58
AMREIT INC NEW COM CL B		144 00	180 000	26 540	3,103 95	4,777 20
ISIN #US03216B2088 SEDOL #B832L94 (AMRE)						
APARTMENT INVT & MGMT CO (AIV)		122 72	118 000	37 150	3,454 73	4,383 70



2014 Investment Report

January 1, 2014 - December 31, 2014

Brokerage		5610	ROTTMAN FAM CHARITABLE FOUNDAT			
Holdings	(Symbol) as of 12/31	Income Earned	Quantity	Price per Unit	Total Cost Basis	Total Value
AVALONBAY COMMUNITIES INC (AVB)		167 04	36 000	163 390	1,609 71	5,882 04
BOSTON PROPERTIES INC COM		96 51	40 000	128 690	1,359 71	5,147 60
ISIN #US1011211018 SEDOL #2019479						
(BXP)						
BRANDYWINE RLTY TR SBI NEW (BDN)		156 00	260 000	15 980	2,444 49	4,154 80
CBL & ASSOC PPTYS INC (CBL)		163 02	163 000	19 420	2,598 94	3,165 46
CAMDEN PPTY TR SH BEN INT (CPT)		303 60	115 000	73 840	4,816 17	8,491 60
DIGITAL RLTY TR INC COM (DLR)		227 30	65 000	66 300	1,951 04	4,309 50
DOUGLAS EMMETT INC COM		204 02	202 000	28 400	1,562 96	5,736 80
ISIN #US25960P1093 SEDOL #B1G3M58						
(DEI)						
EPR PPTYS SBI USD0 01 (EPR)		320 51	87 000	57 630	1,345 60	5,013 81
EASTGROUP PROPERTIES INC (EGP)		148 74	67 000	63 320	1,500 51	4,242 44
EQUITY LIFESTYLE PPTYS INC COM (ELS)		152 01	115 000	51 550	4,435 30	5,928 25
EQUITY ONE COM ISIN #US2947521009		68 64	78 000	25 360	1,827 69	1,978 08
SEDOL #2246329 (EQY)						
EQUITY RESIDENTIAL (EQR)		71 50	143 000	71 840	8,962 85	10,273 12
ESSEX PPTY TR INC (ESS)		140 56	28 000	206 600	2,999 40	5,784 80
FEDERAL REALTY INVST TR SH BEN INT						
NEW (FRT)		134 82	42 000	133 460	1,872 72	5,605 32
GEO GROUP INC(THE) COM USD0 01 NEW						
(GEO)		80 92	68 000	40 360	2,297 51	2,744 48
GRAMERCY PPTY TR INC COM (GPT)		30 10	602 000	6 900	3,744 66	4,153 80
HCP INC COM (HCP)		150 44	69 000	44 030	1,966 46	3,038 07
HEALTH CARE REIT INC (HCN)		248 04	78 000	75 670	1,861 52	5,902 26
HOSPITALITY PROPERTIES TRUST (HPT)		493 35	253 000	31 000	4,221 26	7,843 00
HOST HOTELS & RESORTS INC COM (HST)		281 25	375 000	23 770	5,315 33	8,913 75
LTC PPTYS INC (LTC)		148 92	73 000	43 170	1,471 82	3,151 41
LEXINGTON REALTY TR (LXP)		242 77	289 000	10 980	2,085 43	3,173 22
MAGNUM HUNTER RESOURCES CORP		0 00	33 000	-----	0 00	unavailable
CONTRA WTS EXP 04/15/2016						



2014 Investment Report

January 1, 2014 - December 31, 2014

Brokerage		5610	ROTTMAN FAM CHARITABLE FOUNDAT			
Holdings	(Symbol) as of 12/31	Income Earned	Quantity	Price per Unit	Total Cost Basis	Total Value
MONMOUTH REAL ESTATE INVT CORP CL						
A		121 20	202 000	11 070	1,201 68	2,236 14
	ISIN #US6097201072 SEDOL #2504072					
	(MNR)					
NATIONAL RETAIL PPTYS INC COM (NNN)		150 16	91 000	39 370	1,806 62	3,582 67
PUBLIC STORAGE COM (PSA)		658 00	113 000	184 850	12,252 45	20,888 05
REALTY INCOME CORP (MARYLAND) (O)		267 36	93 000	47 710	1,277 16	4,437 03
SENIOR HOUSING PROP TRUST (SNH)		227 76	146 000	22 110	3,155 21	3,228 06
SIMON PPTY GRP INC (SPG)		688 55	134 000	182 110	9,193 97	24,402 74
TANGER FACTORY OUTLET CTRS INC (SKT)		113 40	120 000	36 960	2,019 94	4,435 20
VENTAS INC (VTR)		180 88	61 000	71 700	1,346 46	4,373 70
VORNADO RLTY TR (VNO)		75 92	26 000	117 710	2,307 65	3,060 46
WASHINGTON PRIME GROUP INC		32 00	64 000	17 220	515 96	1,102 08
	ISIN #US9396471032 SEDOL #BMJJHP5					
	(WPG)					
WEINGARTEN RLTY INVS SH BEN INT (WRI)		199 97	129 000	34 920	1,461 58	4,504 68
WEYERHAEUSER CO COM (WY)		168 30	165 000	35 890	3,658 09	5,921 85