



See a Social Security Number? Say Something!  
Report Privacy Problems to <https://public.resource.org/privacy>  
Or call the IRS Identity Theft Hotline at 1-800-908-4490



Form

990-PF

Department of the Treasury  
Internal Revenue Service

Return of Private Foundation

or Section 4947(a)(1) Trust Treated as Private Foundation

Do not enter social security numbers on this form as it may be made public.

Information about Form 990-PF and its instructions is at [www.irs.gov/form990pf](http://www.irs.gov/form990pf).

OMB No 1545-0052








2014



Open to Public Inspection

For calendar year 2014, or tax year beginning 01-01-2014, and ending 12-31-2014

Name of foundation ELIZABETH HURLOCK BECKMAN AWARD		A Employer identification number 37-1564854	
Number and street (or P O box number if mail is not delivered to street address) 1525 W WT HARRIS BLVD D1114-044		B Telephone number (see instructions) (800) 352-3705	
City or town, state or province, country, and ZIP or foreign postal code CHARLOTTE, NC 28262		C If exemption application is pending, check here <input type="checkbox"/>	
G Check all that apply <div><input type="checkbox"/> Initial return <input type="checkbox"/> Final return <input type="checkbox"/> Address change</div> <div><input type="checkbox"/> Initial return of a former public charity <input type="checkbox"/> Amended return <input type="checkbox"/> Name change</div>		D 1. Foreign organizations, check here <input type="checkbox"/> 2. Foreign organizations meeting the 85% test, check here and attach computation <input type="checkbox"/>	
H Check type of organization <input checked="" type="checkbox"/> Section 501(c)(3) exempt private foundation <input type="checkbox"/> Section 4947(a)(1) nonexempt charitable trust <input type="checkbox"/> Other taxable private foundation		E If private foundation status was terminated under section 507(b)(1)(A), check here <input type="checkbox"/>	
I Fair market value of all assets at end of year (from Part II, col. (c), line 16) \$ 6,071,057		F If the foundation is in a 60-month termination under section 507(b)(1)(B), check here <input type="checkbox"/>	
J Accounting method <input type="checkbox"/> Cash <input type="checkbox"/> Accrual <input type="checkbox"/> Other (specify) _____ (Part I, column (d) must be on cash basis.)			

Part I Analysis of Revenue and Expenses (The total of amounts in columns (b), (c), and (d) may not necessarily equal the amounts in column (a) (see instructions) )		(a) Revenue and expenses per books	(b) Net investment income	(c) Adjusted net income	(d) Disbursements for charitable purposes (cash basis only)
Revenue	1 Contributions, gifts, grants, etc , received (attach schedule) . . . . .				
	2 Check <input checked="" type="checkbox"/> if the foundation is <b>not</b> required to attach Sch B . . . . .				
	3 Interest on savings and temporary cash investments	22	22		
	4 Dividends and interest from securities. . . . .	130,407	129,481		
	5a Gross rents . . . . .				
	b Net rental income or (loss) _____				
	6a Net gain or (loss) from sale of assets not on line 10	361,575			
	b Gross sales price for all assets on line 6a 4,640,934				
	7 Capital gain net income (from Part IV, line 2) . . .		361,575		
	8 Net short-term capital gain . . . . .			0	
	9 Income modifications . . . . .				
	10a Gross sales less returns and allowances				
	b Less Cost of goods sold . . . . .				
	c Gross profit or (loss) (attach schedule) . . . . .				
	11 Other income (attach schedule) . . . . .	10,813	18,468		
	12 <b>Total.</b> Add lines 1 through 11 . . . . .	502,817	509,546		
Operating and Administrative Expenses	13 Compensation of officers, directors, trustees, etc	78,533	41,445		37,088
	14 Other employee salaries and wages . . . . .		0	0	0
	15 Pension plans, employee benefits . . . . .		0	0	
	16a Legal fees (attach schedule) . . . . .				0
	b Accounting fees (attach schedule) . . . . .	4,642	0	0	4,642
	c Other professional fees (attach schedule) . . . . .	10,035	10,035		0
	17 Interest . . . . .				0
	18 Taxes (attach schedule) (see instructions) . . . . .	10,092	3,497		0
	19 Depreciation (attach schedule) and depletion . . .	0	0		
	20 Occupancy . . . . .				
	21 Travel, conferences, and meetings . . . . .		0	0	
	22 Printing and publications . . . . .		0	0	
	23 Other expenses (attach schedule) . . . . .	32,753	5,190		31,911
	24 <b>Total operating and administrative expenses.</b> Add lines 13 through 23 . . . . .	136,055	60,167	0	73,641
	25 Contributions, gifts, grants paid . . . . .	250,000			250,000
	26 <b>Total expenses and disbursements.</b> Add lines 24 and 25	386,055	60,167	0	323,641
	27 Subtract line 26 from line 12				
	a <b>Excess of revenue over expenses and disbursements</b>	116,762			
	b <b>Net investment income</b> (if negative, enter -0-)		449,379		
	c <b>Adjusted net income</b> (if negative, enter -0-)			0	

Part II Balance Sheets		Attached schedules and amounts in the description column should be for end-of-year amounts only (See instructions )	Beginning of year	End of year	
			(a) Book Value	(b) Book Value	(c) Fair Market Value
Assets	1	Cash—non-interest-bearing . . . . .			
	2	Savings and temporary cash investments . . . . .	138,110	399,319	399,319
	3	Accounts receivable ▶ _____ Less allowance for doubtful accounts ▶ _____		0	0
	4	Pledges receivable ▶ _____ Less allowance for doubtful accounts ▶ _____			
	5	Grants receivable . . . . .			
	6	Receivables due from officers, directors, trustees, and other disqualified persons (attach schedule) (see instructions) . . . . .			
	7	Other notes and loans receivable (attach schedule) ▶ _____ Less allowance for doubtful accounts ▶ _____ 0			
	8	Inventories for sale or use . . . . .			
	9	Prepaid expenses and deferred charges . . . . .			
	10a	Investments—U S and state government obligations (attach schedule)	140,621	 172,040	172,469
	b	Investments—corporate stock (attach schedule) . . . . .	3,158,065	 3,810,102	4,055,039
	c	Investments—corporate bonds (attach schedule). . . . .	837,606	 823,073	807,679
	11	Investments—land, buildings, and equipment basis ▶ _____ Less accumulated depreciation (attach schedule) ▶ _____			
	12	Investments—mortgage loans . . . . .			
	13	Investments—other (attach schedule) . . . . .	1,365,762	 547,375	636,550
	14	Land, buildings, and equipment basis ▶ _____ Less accumulated depreciation (attach schedule) ▶ _____			
15	Other assets (describe ▶ _____)	 1	 1	 1	
16	Total assets (to be completed by all filers—see the instructions Also, see page 1, item I)	5,640,165	5,751,910	6,071,057	
Liabilities	17	Accounts payable and accrued expenses . . . . .			
	18	Grants payable . . . . .			
	19	Deferred revenue . . . . .			
	20	Loans from officers, directors, trustees, and other disqualified persons			
	21	Mortgages and other notes payable (attach schedule) . . . . .			
	22	Other liabilities (describe ▶ _____)			
	23	Total liabilities (add lines 17 through 22) . . . . .		0	
Net Assets or Fund Balances	Foundations that follow SFAS 117, check here ▶ <input type="checkbox"/> and complete lines 24 through 26 and lines 30 and 31.				
	24	Unrestricted . . . . .			
	25	Temporarily restricted . . . . .			
	26	Permanently restricted . . . . .			
	Foundations that do not follow SFAS 117, check here ▶ <input checked="" type="checkbox"/> and complete lines 27 through 31.				
	27	Capital stock, trust principal, or current funds . . . . .	5,640,165	5,751,910	
	28	Paid-in or capital surplus, or land, bldg , and equipment fund			
	29	Retained earnings, accumulated income, endowment, or other funds			
	30	Total net assets or fund balances (see instructions) . . . . .	5,640,165	5,751,910	
	31	Total liabilities and net assets/fund balances (see instructions) . . . . .	5,640,165	5,751,910	

Part III Analysis of Changes in Net Assets or Fund Balances		
1	Total net assets or fund balances at beginning of year—Part II, column (a), line 30 (must agree with end-of-year figure reported on prior year’s return) . . . . .	1 5,640,165
2	Enter amount from Part I, line 27a . . . . .	2 116,762
3	Other increases not included in line 2 (itemize) ▶ 	3 3,542
4	Add lines 1, 2, and 3 . . . . .	4 5,760,469
5	Decreases not included in line 2 (itemize) ▶ 	5 8,559
6	Total net assets or fund balances at end of year (line 4 minus line 5)—Part II, column (b), line 30 . . . . .	6 5,751,910

Part IV

Capital Gains and Losses for Tax on Investment Income

(a) List and describe the kind(s) of property sold (e g , real estate, 2-story brick warehouse, or common stock, 200 shs MLC Co )		(b) How acquired P—Purchase D—Donation	(c) Date acquired (mo , day, yr )	(d) Date sold (mo , day, yr )
1a	See Additional Data Table			
b				
c				
d				
e				

(e) Gross sales price	(f) Depreciation allowed (or allowable)	(g) Cost or other basis plus expense of sale	(h) Gain or (loss) (e) plus (f) minus (g)
a	See Additional Data Table		
b			
c			
d			
e			

Complete only for assets showing gain in column (h) and owned by the foundation on 12/31/69			(I) Gains (Col (h) gain minus col (k), but not less than -0-) or Losses (from col (h))
(i) F M V as of 12/31/69	(j) Adjusted basis as of 12/31/69	(k) Excess of col (i) over col (j), if any	
a	See Additional Data Table		
b			
c			
d			
e			

2	Capital gain net income or (net capital loss)	{ If gain, also enter in Part I, line 7 If (loss), enter -0- in Part I, line 7 }	2	361,575
3	Net short-term capital gain or (loss) as defined in sections 1222(5) and (6)  If gain, also enter in Part I, line 8, column (c) (see instructions) If (loss), enter -0- in Part I, line 8 . . . . .	}	3	

Part V

Qualification Under Section 4940(e) for Reduced Tax on Net Investment Income

(For optional use by domestic private foundations subject to the section 4940(a) tax on net investment income )

If section 4940(d)(2) applies, leave this part blank

Was the foundation liable for the section 4942 tax on the distributable amount of any year in the base period? ☐ Yes ☒ No

If "Yes," the foundation does not qualify under section 4940(e) Do not complete this part

1 Enter the appropriate amount in each column for each year, see instructions before making any entries

(a) Base period years Calendar year (or tax year beginning in)	(b) Adjusted qualifying distributions	(c) Net value of noncharitable-use assets	(d) Distribution ratio (col (b) divided by col (c))
2013	332,549	6,108,830	0 054437
2012	529,372	6,109,662	0 086645
2011	346,257	6,574,468	0 052667
2010	236,334	6,998,833	0 033768
2009	208,419	5,271,071	0 03954

2	Total of line 1, column (d). . . . .	2	0 267057
3	Average distribution ratio for the 5-year base period—divide the total on line 2 by 5, or by the number of years the foundation has been in existence if less than 5 years . . . .	3	0 053411
4	Enter the net value of noncharitable-use assets for 2014 from Part X, line 5. . . . .	4	6,206,383
5	Multiply line 4 by line 3. . . . .	5	331,489
6	Enter 1% of net investment income (1% of Part I, line 27b). . . . .	6	4,494
7	Add lines 5 and 6. . . . .	7	335,983
8	Enter qualifying distributions from Part XII, line 4. . . . .	8	323,641

If line 8 is equal to or greater than line 7, check the box in Part VI, line 1b, and complete that part using a 1% tax rate See  
the Part VI instructions

Part VI

Excise Tax Based on Investment Income (Section 4940(a), 4940(b), 4940(e), or 4948—see page 18 of the instructions)

1a		Exempt operating foundations described in section 4940(d)(2), check here <input type="checkbox"/> and enter "N/A" on line 1			
b		Domestic foundations that meet the section 4940(e) requirements in Part V, check here <input type="checkbox"/> and enter 1% of Part I, line 27b . . . . .		1	8,988
c		All other domestic foundations enter 2% of line 27b. Exempt foreign organizations enter 4% of Part I, line 12, col. (b)			
2		Tax under section 511 (domestic section 4947(a)(1) trusts and taxable foundations only. Others enter -0-)		2	0
3		Add lines 1 and 2. . . . .		3	8,988
4		Subtitle A (income) tax (domestic section 4947(a)(1) trusts and taxable foundations only. Others enter -0-)		4	0
5		Tax based on investment income. Subtract line 4 from line 3. If zero or less, enter -0- . . . . .		5	8,988
6		Credits/Payments			
a		2014 estimated tax payments and 2013 overpayment credited to 2014	6a	4,363	
b		Exempt foreign organizations—tax withheld at source . . . . .	6b		
c		Tax paid with application for extension of time to file (Form 8868) . . . . .	6c	5,842	
d		Backup withholding erroneously withheld . . . . .	6d		
7		Total credits and payments. Add lines 6a through 6d. . . . .		7	10,205
8		Enter any penalty for underpayment of estimated tax. Check here <input type="checkbox"/> if Form 2220 is attached.		8	0
9		Tax due. If the total of lines 5 and 8 is more than line 7, enter amount owed . . . . .		9	
10		Overpayment. If line 7 is more than the total of lines 5 and 8, enter the amount overpaid. . . . .		10	1,217
11		Enter the amount of line 10 to be Credited to 2015 estimated tax 1,217 Refunded		11	0

Part VII-A

Statements Regarding Activities

1a		During the tax year, did the foundation attempt to influence any national, state, or local legislation or did it participate or intervene in any political campaign? . . . . .		1a	Yes	No
b		Did it spend more than \$100 during the year (either directly or indirectly) for political purposes (see Instructions for definition)? . . . . . If the answer is "Yes" to 1a or 1b, attach a detailed description of the activities and copies of any materials published or distributed by the foundation in connection with the activities.		1b		No
c		Did the foundation file Form 1120-POL for this year? . . . . .		1c		No
d		Enter the amount (if any) of tax on political expenditures (section 4955) imposed during the year (1) On the foundation \$ (2) On foundation managers \$				
e		Enter the reimbursement (if any) paid by the foundation during the year for political expenditure tax imposed on foundation managers \$				
2		Has the foundation engaged in any activities that have not previously been reported to the IRS? . . . . . If "Yes," attach a detailed description of the activities.		2		No
3		Has the foundation made any changes, not previously reported to the IRS, in its governing instrument, articles of incorporation, or bylaws, or other similar instruments? If "Yes," attach a conformed copy of the changes . . . . .		3		No
4a		Did the foundation have unrelated business gross income of \$1,000 or more during the year? . . . . .		4a		No
b		If "Yes," has it filed a tax return on Form 990-T for this year? . . . . .		4b		
5		Was there a liquidation, termination, dissolution, or substantial contraction during the year? . . . . . If "Yes," attach the statement required by General Instruction T.		5		No
6		Are the requirements of section 508(e) (relating to sections 4941 through 4945) satisfied either • By language in the governing instrument, or • By state legislation that effectively amends the governing instrument so that no mandatory directions that conflict with the state law remain in the governing instrument? . . . . .		6	Yes	
7		Did the foundation have at least \$5,000 in assets at any time during the year? If "Yes," complete Part II, col. (c), and Part XV. . . . .		7	Yes	
8a		Enter the states to which the foundation reports or with which it is registered (see instructions) GA				
b		If the answer is "Yes" to line 7, has the foundation furnished a copy of Form 990-PF to the Attorney General (or designate) of each state as required by General Instruction G? If "No," attach explanation .		8b	Yes	
9		Is the foundation claiming status as a private operating foundation within the meaning of section 4942(j)(3) or 4942(j)(5) for calendar year 2014 or the taxable year beginning in 2014 (see instructions for Part XIV)? If "Yes," complete Part XIV . . . . .		9		No
10		Did any persons become substantial contributors during the tax year? If "Yes," attach a schedule listing their names and addresses. . . . .		10	Yes	

Part VII-A

Statements Regarding Activities (continued)

11	At any time during the year, did the foundation, directly or indirectly, own a controlled entity within the meaning of section 512(b)(13)? If "Yes," attach schedule (see instructions).	11		No
12	Did the foundation make a distribution to a donor advised fund over which the foundation or a disqualified person had advisory privileges? If "Yes," attach statement (see instructions)	12		No
13	Did the foundation comply with the public inspection requirements for its annual returns and exemption application?	13	Yes	
Website address				
14	The books are in care of WELLS FARGO BANK NA Telephone no (800) 352-3705 Located at 1 WEST 4TH STREET WINSTON SALEM NC ZIP+4 271013818			
15	Section 4947(a)(1) nonexempt charitable trusts filing Form 990-PF in lieu of Form 1041 —Check here and enter the amount of tax-exempt interest received or accrued during the year.	15		
16	At any time during calendar year 2014, did the foundation have an interest in or a signature or other authority over a bank, securities, or other financial account in a foreign country?	16	Yes	No
See instructions for exceptions and filing requirements for FinCEN Form 114, Report of Foreign Bank and Financial Accounts (FBAR) If "Yes", enter the name of the foreign country				

Part VII-B

Statements Regarding Activities for Which Form 4720 May Be Required

File Form 4720 if any item is checked in the "Yes" column, unless an exception applies.			Yes	No
1a	During the year did the foundation (either directly or indirectly)			
	(1) Engage in the sale or exchange, or leasing of property with a disqualified person?		Yes	No
	(2) Borrow money from, lend money to, or otherwise extend credit to (or accept it from) a disqualified person?		Yes	No
	(3) Furnish goods, services, or facilities to (or accept them from) a disqualified person?		Yes	No
	(4) Pay compensation to, or pay or reimburse the expenses of, a disqualified person?		Yes	No
	(5) Transfer any income or assets to a disqualified person (or make any of either available for the benefit or use of a disqualified person)?		Yes	No
	(6) Agree to pay money or property to a government official? (Exception. Check "No" if the foundation agreed to make a grant to or to employ the official for a period after termination of government service, if terminating within 90 days )		Yes	No
b	If any answer is "Yes" to 1a(1)–(6), did any of the acts fail to qualify under the exceptions described in Regulations section 53.4941(d)-3 or in a current notice regarding disaster assistance (see instructions)? Organizations relying on a current notice regarding disaster assistance check here.	1b		No
c	Did the foundation engage in a prior year in any of the acts described in 1a, other than excepted acts, that were not corrected before the first day of the tax year beginning in 2014?	1c		No
2	Taxes on failure to distribute income (section 4942) (does not apply for years the foundation was a private operating foundation defined in section 4942(j)(3) or 4942(j)(5))			
a	At the end of tax year 2014, did the foundation have any undistributed income (lines 6d and 6e, Part XIII) for tax year(s) beginning before 2014? If "Yes," list the years 20 , 20 , 20 , 20		Yes	No
b	Are there any years listed in 2a for which the foundation is not applying the provisions of section 4942(a)(2) (relating to incorrect valuation of assets) to the year's undistributed income? (If applying section 4942(a)(2) to all years listed, answer "No" and attach statement—see instructions )	2b		No
c	If the provisions of section 4942(a)(2) are being applied to any of the years listed in 2a, list the years here 20 , 20 , 20 , 20			
3a	Did the foundation hold more than a 2% direct or indirect interest in any business enterprise at any time during the year?		Yes	No
b	If "Yes," did it have excess business holdings in 2014 as a result of (1) any purchase by the foundation or disqualified persons after May 26, 1969, (2) the lapse of the 5-year period (or longer period approved by the Commissioner under section 4943(c)(7)) to dispose of holdings acquired by gift or bequest, or (3) the lapse of the 10-, 15-, or 20-year first phase holding period? (Use Schedule C, Form 4720, to determine if the foundation had excess business holdings in 2014.)	3b		
4a	Did the foundation invest during the year any amount in a manner that would jeopardize its charitable purposes?	4a		No
b	Did the foundation make any investment in a prior year (but after December 31, 1969) that could jeopardize its charitable purpose that had not been removed from jeopardy before the first day of the tax year beginning in 2014?	4b		No

Part VII-B

Statements Regarding Activities for Which Form 4720 May Be Required (continued)

5a	During the year did the foundation pay or incur any amount to			
	(1) Carry on propaganda, or otherwise attempt to influence legislation (section 4945(e))?	<input type="checkbox"/> Yes <input checked="" type="checkbox"/> No		
	(2) Influence the outcome of any specific public election (see section 4955), or to carry on, directly or indirectly, any voter registration drive?	<input type="checkbox"/> Yes <input checked="" type="checkbox"/> No		
	(3) Provide a grant to an individual for travel, study, or other similar purposes?	<input type="checkbox"/> Yes <input checked="" type="checkbox"/> No		
	(4) Provide a grant to an organization other than a charitable, etc , organization described in section 4945(d)(4)(A)? (see instructions).	<input type="checkbox"/> Yes <input checked="" type="checkbox"/> No		
	(5) Provide for any purpose other than religious, charitable, scientific, literary, or educational purposes, or for the prevention of cruelty to children or animals?	<input type="checkbox"/> Yes <input checked="" type="checkbox"/> No		
b	If any answer is "Yes" to 5a(1)–(5), did <b>any</b> of the transactions fail to qualify under the exceptions described in Regulations section 53.4945 or in a current notice regarding disaster assistance (see instructions)?		5b	
	Organizations relying on a current notice regarding disaster assistance check here.	<input checked="" type="checkbox"/>		
c	If the answer is "Yes" to question 5a(4), does the foundation claim exemption from the tax because it maintained expenditure responsibility for the grant?	<input type="checkbox"/> Yes <input type="checkbox"/> No		
	If "Yes," attach the statement required by Regulations section 53.4945–5(d).			
6a	Did the foundation, during the year, receive any funds, directly or indirectly, to pay premiums on a personal benefit contract?	<input type="checkbox"/> Yes <input checked="" type="checkbox"/> No		
b	Did the foundation, during the year, pay premiums, directly or indirectly, on a personal benefit contract?		6b	No
	If "Yes" to 6b, file Form 8870.			
7a	At any time during the tax year, was the foundation a party to a prohibited tax shelter transaction?	<input type="checkbox"/> Yes <input checked="" type="checkbox"/> No		
b	If yes, did the foundation receive any proceeds or have any net income attributable to the transaction?		7b	

Part VIII

Information About Officers, Directors, Trustees, Foundation Managers, Highly Paid Employees, and Contractors

1 List all officers, directors, trustees, foundation managers and their compensation (see instructions).				
(a) Name and address	(b) Title, and average hours per week devoted to position	(c) Compensation (If not paid, enter -0-)	(d) Contributions to employee benefit plans and deferred compensation	(e) Expense account, other allowances
WELLS FARGO BANK NA 1525 W WT HARRIS BLVD D1114 044 CHARLOTTE, NC 28288	TRUSTEE 40	55,260		
RUTH H LINDEBORG 7 FOREST VIEW ROAD ROSE VALLEY, PA 19086	ADVISORY COMMITTEE 5	7,757		
ANDREW R DAVIDSON 605 W 113TH ST APT 82 NEW YORK, NY 10025	ADVISORY COMMITTEE 5	7,758		
MELBA J VASQUEZ 2901 BEE CAVE ROAD BOX N AUSTIN, TX 78746	ADVISORY COMMITTEE 5	7,758		
2 Compensation of five highest-paid employees (other than those included on line 1—see instructions). If none, enter "NONE."				
(a) Name and address of each employee paid more than \$50,000	(b) Title, and average hours per week devoted to position	(c) Compensation	(d) Contributions to employee benefit plans and deferred compensation	(e) Expense account, other allowances
NONE				
Total number of other employees paid over \$50,000.				0

## Part VIII

**3 Five highest-paid independent contractors for professional services (see instructions). If none, enter "NONE".**

(a) Name and address of each person paid more than \$50,000	(b) Type of service	(c) Compensation
NONE		
<b>Total</b> number of others receiving over \$50,000 for professional services. . . . .		0

## Part IX-A Summary of Direct Charitable Activities

List the foundation's four largest direct charitable activities during the tax year. Include relevant statistical information such as the number of organizations and other beneficiaries served, conferences convened, research papers produced, etc.		Expenses
<b>1</b>		
<b>2</b>		
<b>3</b>		
<b>4</b>		

## Part IX-B Summary of Program-Related Investments (see instructions)

Describe the two largest program-related investments made by the foundation during the tax year on lines 1 and 2	Amount
<b>1</b>	
<b>2</b>	
All other program-related investments See instructions	
<b>3</b>	
<b>Total.</b> Add lines 1 through 3 . . . . .	



Part X

Minimum Investment Return (All domestic foundations must complete this part. Foreign foundations, see instructions.)

1	Fair market value of assets not used (or held for use) directly in carrying out charitable, etc , purposes		
a	Average monthly fair market value of securities. . . . .	1a	6,088,059
b	Average of monthly cash balances. . . . .	1b	212,837
c	Fair market value of all other assets (see instructions). . . . .	1c	0
d	Total (add lines 1a, b, and c). . . . .	1d	6,300,896
e	Reduction claimed for blockage or other factors reported on lines 1a and 1c (attach detailed explanation). . . . .	1e	0
2	Acquisition indebtedness applicable to line 1 assets. . . . .	2	0
3	Subtract line 2 from line 1d. . . . .	3	6,300,896
4	Cash deemed held for charitable activities Enter 1 1/2% of line 3 (for greater amount, see instructions). . . . .	4	94,513
5	Net value of noncharitable-use assets. Subtract line 4 from line 3 Enter here and on Part V, line 4	5	6,206,383
6	Minimum investment return. Enter 5% of line 5. . . . .	6	310,319

Part XI

Distributable Amount (see instructions) (Section 4942(j)(3) and (j)(5) private operating foundations and certain foreign organizations check here ☐ and do not complete this part.)

1	Minimum investment return from Part X, line 6. . . . .	1	310,319
2a	Tax on investment income for 2014 from Part VI, line 5. . . . .	2a	8,988
b	Income tax for 2014 (This does not include the tax from Part VI ). . . . .	2b	
c	Add lines 2a and 2b. . . . .	2c	8,988
3	Distributable amount before adjustments Subtract line 2c from line 1. . . . .	3	301,331
4	Recoveries of amounts treated as qualifying distributions. . . . .	4	0
5	Add lines 3 and 4. . . . .	5	301,331
6	Deduction from distributable amount (see instructions). . . . .	6	0
7	Distributable amount as adjusted Subtract line 6 from line 5 Enter here and on Part XIII, line 1. . . .	7	301,331

Part XII

Qualifying Distributions (see instructions)

1	Amounts paid (including administrative expenses) to accomplish charitable, etc , purposes		
a	Expenses, contributions, gifts, etc —total from Part I, column (d), line 26. . . . .	1a	323,641
b	Program-related investments—total from Part IX-B. . . . .	1b	0
2	Amounts paid to acquire assets used (or held for use) directly in carrying out charitable, etc , purposes. . . . .	2	0
3	Amounts set aside for specific charitable projects that satisfy the		
a	Suitability test (prior IRS approval required). . . . .	3a	0
b	Cash distribution test (attach the required schedule). . . . .	3b	0
4	Qualifying distributions. Add lines 1a through 3b Enter here and on Part V, line 8, and Part XIII, line 4	4	323,641
5	Foundations that qualify under section 4940(e) for the reduced rate of tax on net investment income Enter 1% of Part I, line 27b (see instructions). . . . .	5	0
6	Adjusted qualifying distributions. Subtract line 5 from line 4. . . . .	6	323,641

Note: The amount on line 6 will be used in Part V, column (b), in subsequent years when calculating whether the foundation qualifies for the section 4940(e) reduction of tax in those years

Part XIII

Undistributed Income (see instructions)

	(a) Corpus	(b) Years prior to 2013	(c) 2013	(d) 2014
1 Distributable amount for 2014 from Part XI, line 7				301,331
2 Undistributed income, if any, as of the end of 2014				
a Enter amount for 2013 only. . . . .			64,399	
b Total for prior years 2012 , 20__ , 20__		0		
3 Excess distributions carryover, if any, to 2014				
a From 2009. . . . .	0			
b From 2010. . . . .	0			
c From 2011. . . . .	0			
d From 2012. . . . .	0			
e From 2013. . . . .	0			
f Total of lines 3a through e. . . . .	0			
4 Qualifying distributions for 2014 from Part XII, line 4 ▶ \$ 323,641				
a Applied to 2013, but not more than line 2a			64,399	
b Applied to undistributed income of prior years (Election required—see instructions). . . . .		0		
c Treated as distributions out of corpus (Election required—see instructions). . . . .	0			
d Applied to 2014 distributable amount. . . . .				259,242
e Remaining amount distributed out of corpus	0			
5 Excess distributions carryover applied to 2014 (If an amount appears in column (d), the same amount must be shown in column (a).)	0			0
6 Enter the net total of each column as indicated below:				
a Corpus Add lines 3f, 4c, and 4e Subtract line 5	0			
b Prior years' undistributed income Subtract line 4b from line 2b. . . . .		0		
c Enter the amount of prior years' undistributed income for which a notice of deficiency has been issued, or on which the section 4942(a) tax has been previously assessed. . . . .		0		
d Subtract line 6c from line 6b Taxable amount—see instructions . . . . .		0		
e Undistributed income for 2013 Subtract line 4a from line 2a Taxable amount—see instructions . . . . .			0	
f Undistributed income for 2014 Subtract lines 4d and 5 from line 1 This amount must be distributed in 2015 . . . . .				42,089
7 Amounts treated as distributions out of corpus to satisfy requirements imposed by section 170(b)(1)(F) or 4942(g)(3) (Election may be required - see instructions). . . . .	0			
8 Excess distributions carryover from 2009 not applied on line 5 or line 7 (see instructions). . .	0			
9 Excess distributions carryover to 2015. Subtract lines 7 and 8 from line 6a . . . . .	0			
10 Analysis of line 9				
a Excess from 2010. . . .	0			
b Excess from 2011. . . .	0			
c Excess from 2012. . . .	0			
d Excess from 2013. . . .	0			
e Excess from 2014. . . .	0			

Part XIVPrivate Operating Foundations (see instructions and Part VII-A, question 9)

1a

If the foundation has received a ruling or determination letter that it is a private operating foundation, and the ruling is effective for 2014, enter the date of the ruling.

b

Check box to indicate whether the organization is a private operating foundation described in section 4942(j)(3) or 4942(j)(5)

☐ 4942(j)(3) or ☐ 4942(j)(5)

2a	Enter the lesser of the adjusted net income from Part I or the minimum investment return from Part X for each year listed.	Tax year	Prior 3 years			(e) Total
		(a) 2014	(b) 2013	(c) 2012	(d) 2011	
b	85% of line 2a					
c	Qualifying distributions from Part XII, line 4 for each year listed.					
d	Amounts included in line 2c not used directly for active conduct of exempt activities.					
e	Qualifying distributions made directly for active conduct of exempt activities. Subtract line 2d from line 2c.					
3	Complete 3a, b, or c for the alternative test relied upon					
a	"Assets" alternative test—enter					
	(1) Value of all assets					
	(2) Value of assets qualifying under section 4942(j)(3)(B)(i)					
b	"Endowment" alternative test— enter 2/3 of minimum investment return shown in Part X, line 6 for each year listed.					
c	"Support" alternative test—enter					
	(1) Total support other than gross investment income (interest, dividends, rents, payments on securities loans (section 512(a)(5)), or royalties).					
	(2) Support from general public and 5 or more exempt organizations as provided in section 4942(j)(3)(B)(iii).					
	(3) Largest amount of support from an exempt organization					
	(4) Gross investment income					

Part XVSupplementary Information (Complete this part only if the organization had \$5,000 or more in assets at any time during the year—see instructions.)

1

Information Regarding Foundation Managers:

a

List any managers of the foundation who have contributed more than 2% of the total contributions received by the foundation before the close of any tax year (but only if they have contributed more than \$5,000) (See section 507(d)(2) )

b

List any managers of the foundation who own 10% or more of the stock of a corporation (or an equally large portion of the ownership of a partnership or other entity) of which the foundation has a 10% or greater interest

2

Information Regarding Contribution, Grant, Gift, Loan, Scholarship, etc., Programs:

Check here ☒ if the foundation only makes contributions to preselected charitable organizations and does not accept unsolicited requests for funds. If the foundation makes gifts, grants, etc. (see instructions) to individuals or organizations under other conditions, complete items 2a, b, c, and d.

a

The name, address, and telephone number or email address of the person to whom applications should be addressed

b

The form in which applications should be submitted and information and materials they should include

c

Any submission deadlines

d

Any restrictions or limitations on awards, such as by geographical areas, charitable fields, kinds of institutions, or other factors

Part XV

Supplementary Information (continued)

3 Grants and Contributions Paid During the Year or Approved for Future Payment

Recipient	If recipient is an individual, show any relationship to any foundation manager or substantial contributor	Foundation status of recipient	Purpose of grant or contribution	Amount
Name and address (home or business)				
a Paid during the year See Additional Data Table				
Total . . . . .			3a	250,000
b Approved for future payment				
Total . . . . .			3b	

Enter gross amounts unless otherwise indicated

## Part XVI-B Relationship of Activities to the Accomplishment of Exempt Purposes

Form **990-PF** (2014)

## Part XVII

<b>1</b>	Did the organization directly or indirectly engage in any of the following with any other organization described in section 501(c) of the Code (other than section 501(c)(3) organizations) or in section 527, relating to political organizations?		<b>Yes</b>	<b>No</b>
<b>a</b>	Transfers from the reporting foundation to a noncharitable exempt organization of			
	(1) Cash. . . . .	<b>1a(1)</b>		<b>No</b>
	(2) Other assets. . . . .	<b>1a(2)</b>		<b>No</b>
<b>b</b>	Other transactions			
	(1) Sales of assets to a noncharitable exempt organization. . . . .	<b>1b(1)</b>		<b>No</b>
	(2) Purchases of assets from a noncharitable exempt organization. . . . .	<b>1b(2)</b>		<b>No</b>
	(3) Rental of facilities, equipment, or other assets. . . . .	<b>1b(3)</b>		<b>No</b>
	(4) Reimbursement arrangements. . . . .	<b>1b(4)</b>		<b>No</b>
	(5) Loans or loan guarantees. . . . .	<b>1b(5)</b>		<b>No</b>
	(6) Performance of services or membership or fundraising solicitations. . . . .	<b>1b(6)</b>		<b>No</b>
<b>c</b>	Sharing of facilities, equipment, mailing lists, other assets, or paid employees. . . . .	<b>1c</b>		<b>No</b>

[illegible]

**2a** Is the foundation directly or indirectly affiliated with, or related to, one or more tax-exempt organizations described in section 501(c) of the Code (other than section 501(c)(3)) or in section 527? . . . . . ☐ Yes ☒ No

**b** If "Yes," complete the following schedule

(a) Name of organization	(b) Type of organization	(c) Description of relationship

Under penalties of perjury, I declare that I have examined this return, including accompanying schedules and statements, and to the best of my knowledge and belief, it is true, correct, and complete. Declaration of preparer (other than taxpayer) is based on all information of which preparer has any knowledge.

<b>Sign Here</b>	*****	2015-10-28	*****	May the IRS discuss this return with the preparer shown below (see instr )? <input type="checkbox"/> <b>Yes</b> <input type="checkbox"/> <b>No</b>
	Signature of officer or trustee	Date	Title	

<b>Paid Preparer Use Only</b>	Print/Type preparer's name	Preparer's Signature	Date	Check if self-employed <input type="checkbox"/>	PTIN
	Firm's name <input type="checkbox"/>			Firm's EIN <input type="checkbox"/>	
	Firm's address <input type="checkbox"/>			Phone no	

Form 990PF Part IV - Capital Gains and Losses for Tax on Investment Income - Columns a - d

(a) List and describe the kind(s) of property sold (e g , real estate, 2-story brick warehouse, or common stock, 200 shs MLC Co )	(b) How acquired P—Purchase D—Donation	(c) Date acquired (mo , day, yr )	(d) Date sold (mo , day, yr )
2 AFLAC INC COM		2013-11-20	2014-02-11
172 AFLAC INC COM		2013-11-20	2014-06-09
98 AGCO CORP COM		2012-12-27	2014-01-15
35 AIA GROUP LTD-SP ADR		2012-10-05	2014-01-27
11 AIA GROUP LTD-SP ADR		2013-07-30	2014-01-27
333 AIA GROUP LTD-SP ADR		2012-10-05	2014-07-29
75 AIA GROUP LTD-SP ADR		2014-10-14	2014-10-17
4 AIA GROUP LTD-SP ADR		2013-08-22	2014-10-17
2 AMC NETWORKS INC		2014-04-03	2014-05-08
6 AMC NETWORKS INC		2014-04-03	2014-05-08

Form 990PF Part IV - Capital Gains and Losses for Tax on Investment Income - Columns e - h

(e) Gross sales price	(f) Depreciation allowed (or allowable)	(g) Cost or other basis plus expense of sale	(h) Gain or (loss) (e) plus (f) minus (g)
125		133	-8
10,812		10,928	-116
5,535		4,163	1,372
650		542	108
204		208	-4
7,106		4,859	2,247
1,600		1,616	-16
85		80	5
114		152	-38
350		406	-56

Form 990PF Part IV - Capital Gains and Losses for Tax on Investment Income - Columns i - l

Complete only for assets showing gain in column (h) and owned by the foundation on 12/31/69			(l) Gains (Col (h) gain minus col (k), but not less than -0-) or Losses (from col (h))
(i) F M V as of 12/31/69	(j) Adjusted basis as of 12/31/69	(k) Excess of col (i) over col (j), if any	
			-8
			-116
			1,372
			108
			-4
			2,247
			-16
			5
			-38
			-56

Form 990PF Part IV - Capital Gains and Losses for Tax on Investment Income - Columns a - d

(a) List and describe the kind(s) of property sold (e g , real estate, 2-story brick warehouse, or common stock, 200 shs MLC Co )	(b) How acquired P—Purchase D—Donation	(c) Date acquired (mo , day, yr )	(d) Date sold (mo , day, yr )
4 AMC NETWORKS INC		2013-11-22	2014-05-08
4 AMC NETWORKS INC		2013-11-22	2014-05-08
3 AMC NETWORKS INC		2013-11-22	2014-05-08
2 AMC NETWORKS INC		2013-11-22	2014-05-08
3 AMC NETWORKS INC		2013-11-22	2014-05-09
2 AMC NETWORKS INC		2013-11-22	2014-05-09
3 AMC NETWORKS INC		2013-11-22	2014-05-12
14 AOL INC		2013-05-13	2014-01-22
23 AOL INC		2013-08-29	2014-06-19
118 AOL INC		2013-05-13	2014-06-19

Form 990PF Part IV - Capital Gains and Losses for Tax on Investment Income - Columns e - h

(e) Gross sales price	(f) Depreciation allowed (or allowable)	(g) Cost or other basis plus expense of sale	(h) Gain or (loss) (e) plus (f) minus (g)
236		254	-18
241		254	-13
178		191	-13
118		127	-9
177		191	-14
115		127	-12
175		191	-16
694		537	157
860		811	49
4,413		4,524	-111

Form 990PF Part IV - Capital Gains and Losses for Tax on Investment Income - Columns i - l

Complete only for assets showing gain in column (h) and owned by the foundation on 12/31/69			(l) Gains (Col (h) gain minus col (k), but not less than -0-) or Losses (from col (h))
(i) F M V as of 12/31/69	(j) Adjusted basis as of 12/31/69	(k) Excess of col (i) over col (j), if any	
			-18
			-13
			-13
			-9
			-14
			-12
			-16
			157
			49
			-111



Form 990PF Part IV - Capital Gains and Losses for Tax on Investment Income - Columns a - d

(a) List and describe the kind(s) of property sold (e g , real estate, 2-story brick warehouse, or common stock, 200 shs MLC Co )	(b) How acquired P—Purchase D—Donation	(c) Date acquired (mo , day, yr )	(d) Date sold (mo , day, yr )
4000 AT&T INC 2 500% 8/15/15		2012-03-06	2014-07-15
455 ACCOR SA - ADR		2014-06-10	2014-07-29
2 ACI WORLDWIDE INC		2013-11-22	2014-01-15
2 ACI WORLDWIDE INC		2013-11-22	2014-02-10
2 ACI WORLDWIDE INC		2013-11-22	2014-02-11
3 ACI WORLDWIDE INC		2013-11-22	2014-02-11
3 ACI WORLDWIDE INC		2013-11-22	2014-02-12
3 ACI WORLDWIDE INC		2013-11-22	2014-02-12
5 ACI WORLDWIDE INC		2013-11-22	2014-02-13
1 ACUITY BRANDS INC COM		2014-04-02	2014-07-18

Form 990PF Part IV - Capital Gains and Losses for Tax on Investment Income - Columns e - h

(e) Gross sales price	(f) Depreciation allowed (or allowable)	(g) Cost or other basis plus expense of sale	(h) Gain or (loss) (e) plus (f) minus (g)
4,095		4,197	-102
4,322		4,642	-320
128		127	1
110		127	-17
110		127	-17
169		191	-22
169		191	-22
169		191	-22
281		319	-38
112		138	-26

Form 990PF Part IV - Capital Gains and Losses for Tax on Investment Income - Columns i - l

Complete only for assets showing gain in column (h) and owned by the foundation on 12/31/69			(l) Gains (Col (h) gain minus col (k), but not less than -0-) or Losses (from col (h))
(i) F M V as of 12/31/69	(j) Adjusted basis as of 12/31/69	(k) Excess of col (i) over col (j), if any	
			-102
			-320
			1
			-17
			-17
			-22
			-22
			-22
			-38
			-26

Form 990PF Part IV - Capital Gains and Losses for Tax on Investment Income - Columns a - d

(a) List and describe the kind(s) of property sold (e g , real estate, 2-story brick warehouse, or common stock, 200 shs MLC Co )	(b) How acquired P—Purchase D—Donation	(c) Date acquired (mo , day, yr )	(d) Date sold (mo , day, yr )
5 ACUITY BRANDS INC COM		2014-06-27	2014-07-30
3 ACUITY BRANDS INC COM		2014-02-18	2014-07-31
2 ACUITY BRANDS INC COM		2014-02-12	2014-07-31
4 ACUITY BRANDS INC COM		2014-05-21	2014-08-01
1 ADIDAS-AG ADR		2012-02-10	2014-05-15
14 ADIDAS-AG ADR		2014-04-17	2014-05-15
113 ADIDAS-AG ADR		2012-02-10	2014-07-29
6 ADOBE SYS INC COM		2013-12-20	2014-02-21
3 ADOBE SYS INC COM		2013-11-22	2014-04-03
2 ADOBE SYS INC COM		2013-11-22	2014-04-25

Form 990PF Part IV - Capital Gains and Losses for Tax on Investment Income - Columns e - h

(e) Gross sales price	(f) Depreciation allowed (or allowable)	(g) Cost or other basis plus expense of sale	(h) Gain or (loss) (e) plus (f) minus (g)
544		704	-160
326		395	-69
216		259	-43
424		493	-69
54		37	17
758		729	29
5,366		4,153	1,213
405		349	56
190		169	21
126		113	13

Form 990PF Part IV - Capital Gains and Losses for Tax on Investment Income - Columns i - l

Complete only for assets showing gain in column (h) and owned by the foundation on 12/31/69			(l) Gains (Col (h) gain minus col (k), but not less than -0-) or Losses (from col (h))
(i) F M V as of 12/31/69	(j) Adjusted basis as of 12/31/69	(k) Excess of col (i) over col (j), if any	
			-160
			-69
			-43
			-69
			17
			29
			1,213
			56
			21
			13

Form 990PF Part IV - Capital Gains and Losses for Tax on Investment Income - Columns a - d

(a) List and describe the kind(s) of property sold (e g , real estate, 2-story brick warehouse, or common stock, 200 shs MLC Co )	(b) How acquired P—Purchase D—Donation	(c) Date acquired (mo , day, yr )	(d) Date sold (mo , day, yr )
10 ADOBE SYS INC COM		2013-11-22	2014-05-02
13 ADOBE SYS INC COM		2013-11-22	2014-05-05
17 ADVANCE AUTO PARTS COM		2014-06-27	2014-09-26
212 ADVENT SOFTWARE INC COM		2012-02-10	2014-06-20
1 AFFLIATED MANAGERS GRP INC COM		2013-11-20	2014-02-11
15 AFFLIATED MANAGERS GRP INC COM		2014-07-09	2014-09-26
25 AFFLIATED MANAGERS GRP INC COM		2013-11-20	2014-11-13
38 AFFLIATED MANAGERS GRP INC COM		2013-08-09	2014-11-13
3 AIR LIQUIDE ADR FRANCE ADR		2014-02-19	2014-07-31
70 AIR LIQUIDE ADR FRANCE ADR		2014-02-19	2014-10-17

Form 990PF Part IV - Capital Gains and Losses for Tax on Investment Income - Columns e - h

(e) Gross sales price	(f) Depreciation allowed (or allowable)	(g) Cost or other basis plus expense of sale	(h) Gain or (loss) (e) plus (f) minus (g)
620		563	57
795		732	63
2,192		2,055	137
6,934		5,744	1,190
189		200	-11
3,022		3,017	5
4,956		5,001	-45
7,533		6,821	712
8		7	1
1,632		1,732	-100

Form 990PF Part IV - Capital Gains and Losses for Tax on Investment Income - Columns i - l

Complete only for assets showing gain in column (h) and owned by the foundation on 12/31/69			(l) Gains (Col (h) gain minus col (k), but not less than -0-) or Losses (from col (h))
(i) F M V as of 12/31/69	(j) Adjusted basis as of 12/31/69	(k) Excess of col (i) over col (j), if any	
			57
			63
			137
			1,190
			-11
			5
			-45
			712
			1
			-100

Form 990PF Part IV - Capital Gains and Losses for Tax on Investment Income - Columns a - d

(a) List and describe the kind(s) of property sold (e g , real estate, 2-story brick warehouse, or common stock, 200 shs MLC Co )	(b) How acquired P—Purchase D—Donation	(c) Date acquired (mo , day, yr )	(d) Date sold (mo , day, yr )
55 ALBEMARLE CORP COM		2013-09-19	2014-06-20
183 ALBEMARLE CORP COM		2012-02-10	2014-06-20
14 ALEXANDER & BALDWIN INC		2013-07-30	2014-06-20
213 ALEXANDER & BALDWIN INC		2012-02-10	2014-06-20
3 ALEXION PHARMACEUTICALS INC COM		2013-12-02	2014-02-21
4 ALEXION PHARMACEUTICALS INC COM		2013-12-16	2014-03-14
1 ALEXION PHARMACEUTICALS INC COM		2013-12-02	2014-04-17
2 ALEXION PHARMACEUTICALS INC COM		2013-12-16	2014-06-23
2 ALEXION PHARMACEUTICALS INC COM		2013-11-22	2014-06-24
1 ALEXION PHARMACEUTICALS INC COM		2013-11-22	2014-06-24

Form 990PF Part IV - Capital Gains and Losses for Tax on Investment Income - Columns e - h

(e) Gross sales price	(f) Depreciation allowed (or allowable)	(g) Cost or other basis plus expense of sale	(h) Gain or (loss) (e) plus (f) minus (g)
3,926		3,486	440
13,062		10,376	2,686
569		618	-49
8,650		4,669	3,981
538		372	166
700		493	207
152		123	29
325		245	80
324		244	80
161		122	39

Form 990PF Part IV - Capital Gains and Losses for Tax on Investment Income - Columns i - l

Complete only for assets showing gain in column (h) and owned by the foundation on 12/31/69			(l) Gains (Col (h) gain minus col (k), but not less than -0-) or Losses (from col (h))
(i) F M V as of 12/31/69	(j) Adjusted basis as of 12/31/69	(k) Excess of col (i) over col (j), if any	
			440
			2,686
			-49
			3,981
			166
			207
			29
			80
			80
			39

Form 990PF Part IV - Capital Gains and Losses for Tax on Investment Income - Columns a - d

(a) List and describe the kind(s) of property sold (e g , real estate, 2-story brick warehouse, or common stock, 200 shs MLC Co )	(b) How acquired P—Purchase D—Donation	(c) Date acquired (mo , day, yr )	(d) Date sold (mo , day, yr )
5 ALEXION PHARMACEUTICALS INC COM		2013-11-22	2014-06-25
7 ALEXION PHARMACEUTICALS INC COM		2013-11-22	2014-07-17
70 ALLERGAN INC COM W/RIGHTS ATTACHED EXP 2/18/2010		2013-11-20	2014-04-23
20 ALLERGAN INC COM W/RIGHTS ATTACHED EXP 2/18/2010		2013-08-12	2014-05-13
14 ALLERGAN INC COM W/RIGHTS ATTACHED EXP 2/18/2010		2014-07-31	2014-10-17
61 ALLERGAN INC COM W/RIGHTS ATTACHED EXP 2/18/2010		2013-08-12	2014-11-24
15 ALLERGAN INC COM W/RIGHTS ATTACHED EXP 2/18/2010		2014-08-12	2014-11-24
1 ALLIANCE DATA SYSTEMS CORP COM		2014-02-06	2014-02-20
1 ALLIANCE DATA SYSTEMS CORP COM		2014-02-06	2014-02-21
1 ALLIANCE DATA SYSTEMS CORP COM		2013-11-22	2014-02-24

Form 990PF Part IV - Capital Gains and Losses for Tax on Investment Income - Columns e - h

(e) Gross sales price	(f) Depreciation allowed (or allowable)	(g) Cost or other basis plus expense of sale	(h) Gain or (loss) (e) plus (f) minus (g)
784		610	174
1,088		854	234
11,478		6,544	4,934
3,230		1,832	1,398
2,464		2,334	130
12,949		5,586	7,363
3,184		2,368	816
279		252	27
284		252	32
287		243	44

Form 990PF Part IV - Capital Gains and Losses for Tax on Investment Income - Columns i - l

Complete only for assets showing gain in column (h) and owned by the foundation on 12/31/69			(l) Gains (Col (h) gain minus col (k), but not less than -0-) or Losses (from col (h))
(i) F M V as of 12/31/69	(j) Adjusted basis as of 12/31/69	(k) Excess of col (i) over col (j), if any	
			174
			234
			4,934
			1,398
			130
			7,363
			816
			27
			32
			44

Form 990PF Part IV - Capital Gains and Losses for Tax on Investment Income - Columns a - d

(a) List and describe the kind(s) of property sold (e g , real estate, 2-story brick warehouse, or common stock, 200 shs MLC Co )	(b) How acquired P—Purchase D—Donation	(c) Date acquired (mo , day, yr )	(d) Date sold (mo , day, yr )
1 ALLIANCE DATA SYSTEMS CORP COM		2013-11-22	2014-02-25
1 ALLIANCE DATA SYSTEMS CORP COM		2013-11-22	2014-03-10
1 ALLIANCE DATA SYSTEMS CORP COM		2013-11-22	2014-03-31
1 ALLIANCE DATA SYSTEMS CORP COM		2013-11-22	2014-04-22
1 ALLIANCE DATA SYSTEMS CORP COM		2013-11-22	2014-04-22
8 ALLIANCE DATA SYSTEMS CORP COM		2013-11-22	2014-09-26
67 ALLIANT TECHSYSTEMS INC COM W/RTS ATTACHED EXP 09/28/2000		2013-07-30	2014-06-20
109 ALLIANZ AG-ADR COM		2014-02-19	2014-10-17
11 ALNYLAM PHARMACEUTICALS INC		2014-01-24	2014-05-06
36 AMADEUS IT HOLDING-UNSP ADR		2014-02-07	2014-07-29

Form 990PF Part IV - Capital Gains and Losses for Tax on Investment Income - Columns e - h

(e) Gross sales price	(f) Depreciation allowed (or allowable)	(g) Cost or other basis plus expense of sale	(h) Gain or (loss) (e) plus (f) minus (g)
289		243	46
284		243	41
273		243	30
246		243	3
243		243	
1,945		1,941	4
8,909		6,158	2,751
1,668		1,948	-280
590		805	-215
1,437		1,333	104

Form 990PF Part IV - Capital Gains and Losses for Tax on Investment Income - Columns i - l

Complete only for assets showing gain in column (h) and owned by the foundation on 12/31/69			(l) Gains (Col (h) gain minus col (k), but not less than -0-) or Losses (from col (h))
(i) F M V as of 12/31/69	(j) Adjusted basis as of 12/31/69	(k) Excess of col (i) over col (j), if any	
			46
			41
			30
			3
			4
			2,751
			-280
			-215
			104

Form 990PF Part IV - Capital Gains and Losses for Tax on Investment Income - Columns a - d

(a) List and describe the kind(s) of property sold (e g , real estate, 2-story brick warehouse, or common stock, 200 shs MLC Co )	(b) How acquired P—Purchase D—Donation	(c) Date acquired (mo , day, yr )	(d) Date sold (mo , day, yr )
70 AMADEUS IT HOLDING-UNSP ADR		2013-07-17	2014-07-29
15 AMAZON COM INC COM		2013-11-20	2014-10-17
32 AMAZON COM INC COM		2013-08-12	2014-10-24
6 AMAZON COM INC COM		2013-11-20	2014-10-24
40 AMAZON COM INC COM		2013-08-12	2014-11-24
19 AMERCO		2014-06-20	2014-07-11
6 AMERICAN AIRLS GROUP INC		2014-02-24	2014-07-02
13 AMERICAN AIRLS GROUP INC		2014-02-24	2014-07-08
19 AMERICAN AIRLS GROUP INC		2014-01-30	2014-09-26
259 AMERICAN EAGLE OUTFITTERS INC NEW COM		2012-02-10	2014-06-20

Form 990PF Part IV - Capital Gains and Losses for Tax on Investment Income - Columns e - h

(e) Gross sales price	(f) Depreciation allowed (or allowable)	(g) Cost or other basis plus expense of sale	(h) Gain or (loss) (e) plus (f) minus (g)
2,794		2,287	507
4,562		5,506	-944
9,279		9,487	-208
1,740		2,202	-462
13,418		11,859	1,559
5,438		5,495	-57
252		219	33
506		465	41
669		634	35
2,984		3,288	-304

Form 990PF Part IV - Capital Gains and Losses for Tax on Investment Income - Columns i - l

Complete only for assets showing gain in column (h) and owned by the foundation on 12/31/69			(l) Gains (Col (h) gain minus col (k), but not less than -0-) or Losses (from col (h))
(i) F M V as of 12/31/69	(j) Adjusted basis as of 12/31/69	(k) Excess of col (i) over col (j), if any	
			507
			-944
			-208
			-462
			1,559
			-57
			33
			41
			35
			-304

Form 990PF Part IV - Capital Gains and Losses for Tax on Investment Income - Columns a - d

(a) List and describe the kind(s) of property sold (e g , real estate, 2-story brick warehouse, or common stock, 200 shs MLC Co )	(b) How acquired P—Purchase D—Donation	(c) Date acquired (mo , day, yr )	(d) Date sold (mo , day, yr )
197 AMERICAN EQUITY INVT LIFE HLDG CO		2013-12-17	2014-03-07
10000 AMERICAN EXPRESS CO 7 250% 5/20/14		2010-11-23	2014-05-20
17 AMERICAN FINL GRP INC OHIO COM		2013-05-16	2014-01-22
92 AMERICAN FINL GRP INC OHIO COM		2014-06-20	2014-07-11
55 AMERICAN TOWER CORP		2014-03-24	2014-10-17
299 AMERICAN TOWER CORP		2013-11-20	2014-11-24
36 AMERISOURCEBERGEN CORP COM		2014-09-26	2014-11-25
1 AMERIPRISE FINANCIAL INC		2013-11-22	2014-01-16
2 AMERIPRISE FINANCIAL INC		2013-11-22	2014-01-17
4 AMERIPRISE FINANCIAL INC		2013-11-22	2014-01-17

Form 990PF Part IV - Capital Gains and Losses for Tax on Investment Income - Columns e - h

(e) Gross sales price	(f) Depreciation allowed (or allowable)	(g) Cost or other basis plus expense of sale	(h) Gain or (loss) (e) plus (f) minus (g)
4,575		4,832	-257
10,000		11,605	-1,605
970		845	125
5,404		5,497	-93
5,113		4,374	739
30,617		21,156	9,461
3,236		2,793	443
114		107	7
227		215	12
455		430	25

Form 990PF Part IV - Capital Gains and Losses for Tax on Investment Income - Columns i - l

Complete only for assets showing gain in column (h) and owned by the foundation on 12/31/69			(l) Gains (Col (h) gain minus col (k), but not less than -0-) or Losses (from col (h))
(i) F M V as of 12/31/69	(j) Adjusted basis as of 12/31/69	(k) Excess of col (i) over col (j), if any	
			-257
			-1,605
			125
			-93
			739
			9,461
			443
			7
			12
			25



Form 990PF Part IV - Capital Gains and Losses for Tax on Investment Income - Columns a - d

(a) List and describe the kind(s) of property sold (e g , real estate, 2-story brick warehouse, or common stock, 200 shs MLC Co )	(b) How acquired P—Purchase D—Donation	(c) Date acquired (mo , day, yr )	(d) Date sold (mo , day, yr )
2 AMERIPRISE FINANCIAL INC		2013-11-22	2014-01-21
18 AMSURG CORP COM		2014-06-20	2014-10-17
22 AMTRUST FINANCIAL SERVICES INC		2014-06-20	2014-10-17
166 ANHUI CONCH CEMENT-H-UNS ADR		2014-07-14	2014-07-29
8 ANHEUSER-BUSCH INBEV SPN ADR		2014-02-26	2014-07-11
12 ANHEUSER-BUSCH INBEV SPN ADR		2014-02-19	2014-10-17
70 ANHEUSER-BUSCH INBEV SPN ADR		2013-08-09	2014-11-13
50 ANHEUSER-BUSCH INBEV SPN ADR		2013-11-20	2014-11-13
33 ANTERO RESOURCES CORP		2014-08-19	2014-09-26
72 APACHE CORP COM RTS EXP 01/31/2006		2013-05-02	2014-11-13

Form 990PF Part IV - Capital Gains and Losses for Tax on Investment Income - Columns e - h

(e) Gross sales price	(f) Depreciation allowed (or allowable)	(g) Cost or other basis plus expense of sale	(h) Gain or (loss) (e) plus (f) minus (g)
228		215	13
887		910	-23
985		939	46
3,099		3,108	-9
903		834	69
1,275		1,217	58
7,710		6,957	753
5,507		5,203	304
1,802		1,876	-74
5,115		5,877	-762

Form 990PF Part IV - Capital Gains and Losses for Tax on Investment Income - Columns i - l

Complete only for assets showing gain in column (h) and owned by the foundation on 12/31/69			(l) Gains (Col (h) gain minus col (k), but not less than -0-) or Losses (from col (h))
(i) F M V as of 12/31/69	(j) Adjusted basis as of 12/31/69	(k) Excess of col (i) over col (j), if any	
			13
			-23
			46
			-9
			69
			58
			753
			304
			-74
			-762

Form 990PF Part IV - Capital Gains and Losses for Tax on Investment Income - Columns a - d

(a) List and describe the kind(s) of property sold (e g , real estate, 2-story brick warehouse, or common stock, 200 shs MLC Co )	(b) How acquired P—Purchase D—Donation	(c) Date acquired (mo , day, yr )	(d) Date sold (mo , day, yr )
49 APACHE CORP COM RTS EXP 01/31/2006		2013-11-20	2014-11-13
47 APARTMENT INVT & MGMT CO CL A		2013-08-08	2014-10-17
1 APPLE COMPUTER INC COM		2013-11-20	2014-02-11
4 APPLE COMPUTER INC COM		2013-11-20	2014-08-06
75 APPLIED INDL TECHNOLOGIES INC COM W/RTS EXP 1/15/2008		2014-02-26	2014-04-02
169 APPLIED MATERIALS INC COM W/RIGHTS ATTACHED EXP 7/6/2009		2014-07-14	2014-07-29
34 ARLINGTON ASSET INVESTMENT CORP		2014-07-11	2014-10-17
2 ARM HLDGS PLC SPONSORED ADR		2013-11-22	2014-02-24
4 ARM HLDGS PLC SPONSORED ADR		2013-11-22	2014-04-17
4 ARM HLDGS PLC SPONSORED ADR		2013-11-22	2014-04-17

Form 990PF Part IV - Capital Gains and Losses for Tax on Investment Income - Columns e - h

(e) Gross sales price	(f) Depreciation allowed (or allowable)	(g) Cost or other basis plus expense of sale	(h) Gain or (loss) (e) plus (f) minus (g)
3,481		4,587	-1,106
1,573		1,354	219
536		517	19
380		296	84
3,673		3,770	-97
3,606		3,907	-301
877		908	-31
99		97	2
196		193	3
198		193	5

Form 990PF Part IV - Capital Gains and Losses for Tax on Investment Income - Columns i - l

Complete only for assets showing gain in column (h) and owned by the foundation on 12/31/69			(l) Gains (Col (h) gain minus col (k), but not less than -0-) or Losses (from col (h))
(i) F M V as of 12/31/69	(j) Adjusted basis as of 12/31/69	(k) Excess of col (i) over col (j), if any	
			-1,106
			219
			19
			84
			-97
			-301
			-31
			2
			3
			5

Form 990PF Part IV - Capital Gains and Losses for Tax on Investment Income - Columns a - d

(a) List and describe the kind(s) of property sold (e g , real estate, 2-story brick warehouse, or common stock, 200 shs MLC Co )	(b) How acquired P—Purchase D—Donation	(c) Date acquired (mo , day, yr )	(d) Date sold (mo , day, yr )
12 ARM HLDGS PLC SPONSORED ADR		2013-11-22	2014-07-11
9 ARM HLDGS PLC SPONSORED ADR		2013-11-22	2014-07-14
9 ARM HLDGS PLC SPONSORED ADR		2013-11-22	2014-07-14
66 ARM HLDGS PLC SPONSORED ADR		2012-02-10	2014-07-29
52 99968 ARM HLDGS PLC SPONSORED ADR		2013-11-20	2014-10-17
11 00032 ARM HLDGS PLC SPONSORED ADR		2013-11-20	2014-10-17
27 ARM HLDGS PLC SPONSORED ADR		2014-02-19	2014-10-17
294 ARM HLDGS PLC SPONSORED ADR		2013-08-12	2014-11-13
56 ARM HLDGS PLC SPONSORED ADR		2014-02-04	2014-11-13
2 ASPEN TECHNOLOGY INC COM		2013-11-22	2014-01-17

Form 990PF Part IV - Capital Gains and Losses for Tax on Investment Income - Columns e - h

(e) Gross sales price	(f) Depreciation allowed (or allowable)	(g) Cost or other basis plus expense of sale	(h) Gain or (loss) (e) plus (f) minus (g)
518		580	-62
391		435	-44
391		435	-44
2,834		1,379	1,455
2,226		2,459	-233
462		510	-48
1,134		1,286	-152
12,045		12,127	-82
2,294		2,507	-213
85		77	8

Form 990PF Part IV - Capital Gains and Losses for Tax on Investment Income - Columns i - l

Complete only for assets showing gain in column (h) and owned by the foundation on 12/31/69			(l) Gains (Col (h) gain minus col (k), but not less than -0-) or Losses (from col (h))
(i) F M V as of 12/31/69	(j) Adjusted basis as of 12/31/69	(k) Excess of col (i) over col (j), if any	
			-62
			-44
			-44
			1,455
			-233
			-48
			-152
			-82
			-213
			8

Form 990PF Part IV - Capital Gains and Losses for Tax on Investment Income - Columns a - d

(a) List and describe the kind(s) of property sold (e g , real estate, 2-story brick warehouse, or common stock, 200 shs MLC Co )	(b) How acquired P—Purchase D—Donation	(c) Date acquired (mo , day, yr )	(d) Date sold (mo , day, yr )
3 ASPEN TECHNOLOGY INC COM		2013-11-22	2014-01-21
3 ASPEN TECHNOLOGY INC COM		2013-11-22	2014-01-28
4 ASPEN TECHNOLOGY INC COM		2013-11-22	2014-02-07
5 ASPEN TECHNOLOGY INC COM		2014-04-30	2014-08-29
6 ASPEN TECHNOLOGY INC COM		2014-04-03	2014-08-29
5 ASPEN TECHNOLOGY INC COM		2013-11-22	2014-09-05
5 ASPEN TECHNOLOGY INC COM		2013-11-22	2014-09-08
4 ASPEN TECHNOLOGY INC COM		2013-11-22	2014-09-09
5 ASPEN TECHNOLOGY INC COM		2013-11-22	2014-09-09
4 ASPEN TECHNOLOGY INC COM		2013-11-22	2014-09-09

Form 990PF Part IV - Capital Gains and Losses for Tax on Investment Income - Columns e - h

(e) Gross sales price	(f) Depreciation allowed (or allowable)	(g) Cost or other basis plus expense of sale	(h) Gain or (loss) (e) plus (f) minus (g)
128		116	12
121		116	5
178		155	23
205		215	-10
246		248	-2
208		194	14
207		194	13
165		155	10
205		194	11
163		155	8

Form 990PF Part IV - Capital Gains and Losses for Tax on Investment Income - Columns i - l

Complete only for assets showing gain in column (h) and owned by the foundation on 12/31/69			(l) Gains (Col (h) gain minus col (k), but not less than -0-) or Losses (from col (h))
(i) F M V as of 12/31/69	(j) Adjusted basis as of 12/31/69	(k) Excess of col (i) over col (j), if any	
			12
			5
			23
			-10
			-2
			14
			13
			10
			11
			8

Form 990PF Part IV - Capital Gains and Losses for Tax on Investment Income - Columns a - d

(a) List and describe the kind(s) of property sold (e g , real estate, 2-story brick warehouse, or common stock, 200 shs MLC Co )	(b) How acquired P—Purchase D—Donation	(c) Date acquired (mo , day, yr )	(d) Date sold (mo , day, yr )
4 ASPEN TECHNOLOGY INC COM		2013-11-22	2014-09-10
4 ASPEN TECHNOLOGY INC COM		2013-11-22	2014-09-10
15 ASSA ABLOY AB-UNSP ADR		2011-04-15	2014-01-27
8 ASSA ABLOY AB-UNSP ADR		2011-04-15	2014-01-28
9 ATHENAHEALTH INC		2014-01-17	2014-02-13
5 ATHENAHEALTH INC		2013-12-12	2014-02-14
18 ATHENAHEALTH INC		2013-12-12	2014-02-25
2 ATHENAHEALTH INC		2014-04-03	2014-05-21
5 ATHENAHEALTH INC		2014-01-22	2014-05-21
1 ATHENAHEALTH INC		2014-01-21	2014-05-21

Form 990PF Part IV - Capital Gains and Losses for Tax on Investment Income - Columns e - h

(e) Gross sales price	(f) Depreciation allowed (or allowable)	(g) Cost or other basis plus expense of sale	(h) Gain or (loss) (e) plus (f) minus (g)
164		155	9
165		155	10
380		213	167
203		114	89
1,664		1,248	416
932		637	295
3,571		2,270	1,301
228		331	-103
572		709	-137
114		140	-26

Form 990PF Part IV - Capital Gains and Losses for Tax on Investment Income - Columns i - l

Complete only for assets showing gain in column (h) and owned by the foundation on 12/31/69			(l) Gains (Col (h) gain minus col (k), but not less than -0-) or Losses (from col (h))
(i) F M V as of 12/31/69	(j) Adjusted basis as of 12/31/69	(k) Excess of col (i) over col (j), if any	
			9
			10
			167
			89
			416
			295
			1,301
			-103
			-137
			-26

Form 990PF Part IV - Capital Gains and Losses for Tax on Investment Income - Columns a - d

(a) List and describe the kind(s) of property sold (e g , real estate, 2-story brick warehouse, or common stock, 200 shs MLC Co )	(b) How acquired P—Purchase D—Donation	(c) Date acquired (mo , day, yr )	(d) Date sold (mo , day, yr )
2 ATHENAHEALTH INC		2014-01-17	2014-05-22
22 ATHENAHEALTH INC		2014-04-18	2014-10-17
22 ATHENAHEALTH INC		2014-07-18	2014-11-13
94 ATHENAHEALTH INC		2013-10-03	2014-11-13
34 ATLAS COPCO AB ADR		2014-02-19	2014-10-17
239 ATWOOD OCEANICS INC COM		2012-02-10	2014-06-20
39 AUTONATION INC DEL COM		2014-08-15	2014-09-26
7 AVALONBAY CMNTYS INC COM		2013-05-29	2014-10-17
5 AVALONBAY CMNTYS INC COM		2014-04-17	2014-10-17
10 AVIV REIT INC		2014-06-18	2014-10-17

Form 990PF Part IV - Capital Gains and Losses for Tax on Investment Income - Columns e - h

(e) Gross sales price	(f) Depreciation allowed (or allowable)	(g) Cost or other basis plus expense of sale	(h) Gain or (loss) (e) plus (f) minus (g)
226		279	-53
2,395		3,450	-1,055
2,719		2,817	-98
11,619		10,947	672
918		944	-26
12,755		10,164	2,591
1,956		1,988	-32
1,042		931	111
744		666	78
280		282	-2

Form 990PF Part IV - Capital Gains and Losses for Tax on Investment Income - Columns i - l

Complete only for assets showing gain in column (h) and owned by the foundation on 12/31/69			(l) Gains (Col (h) gain minus col (k), but not less than -0-) or Losses (from col (h))
(i) F M V as of 12/31/69	(j) Adjusted basis as of 12/31/69	(k) Excess of col (i) over col (j), if any	
			-53
			-1,055
			-98
			672
			-26
			2,591
			-32
			111
			78
			-2

Form 990PF Part IV - Capital Gains and Losses for Tax on Investment Income - Columns a - d

(a) List and describe the kind(s) of property sold (e g , real estate, 2-story brick warehouse, or common stock, 200 shs MLC Co )	(b) How acquired P—Purchase D—Donation	(c) Date acquired (mo , day, yr )	(d) Date sold (mo , day, yr )
21 AVIV REIT INC		2014-06-18	2014-11-21
20 AVIV REIT INC		2014-04-11	2014-11-26
263 AVIVA PLC - ADR		2014-07-11	2014-07-29
54 BG GROUP PLC- SPON ADR ISIN US0554342032		2012-02-10	2014-10-17
63 BRE PPTYS INC CL A		2013-12-06	2014-04-03
59 BT GROUP PLC-ADR WI COM		2014-07-10	2014-07-29
37 BAIDU INC ADR		2013-06-11	2014-01-13
5 BAIDU INC ADR		2012-05-08	2014-03-26
4 BAIDU INC ADR		2012-05-08	2014-06-25
19 BAIDU INC ADR		2013-02-28	2014-07-29

Form 990PF Part IV - Capital Gains and Losses for Tax on Investment Income - Columns e - h

(e) Gross sales price	(f) Depreciation allowed (or allowable)	(g) Cost or other basis plus expense of sale	(h) Gain or (loss) (e) plus (f) minus (g)
693		579	114
664		500	164
4,510		4,583	-73
924		1,273	-349
3,598		3,225	373
3,879		3,939	-60
6,546		3,719	2,827
780		641	139
738		504	234
4,231		2,157	2,074

Form 990PF Part IV - Capital Gains and Losses for Tax on Investment Income - Columns i - l

Complete only for assets showing gain in column (h) and owned by the foundation on 12/31/69			(l) Gains (Col (h) gain minus col (k), but not less than -0-) or Losses (from col (h))
(i) F M V as of 12/31/69	(j) Adjusted basis as of 12/31/69	(k) Excess of col (i) over col (j), if any	
			114
			164
			-73
			-349
			373
			-60
			2,827
			139
			234
			2,074

Form 990PF Part IV - Capital Gains and Losses for Tax on Investment Income - Columns a - d

(a) List and describe the kind(s) of property sold (e g , real estate, 2-story brick warehouse, or common stock, 200 shs MLC Co )	(b) How acquired P—Purchase D—Donation	(c) Date acquired (mo , day, yr )	(d) Date sold (mo , day, yr )
529 BANCO BILBAO VIZCAYA ARGENTARIA S A SPONSORED ADR		2014-05-15	2014-07-29
88 BANCO BILBAO VIZCAYA ARGENTARIA S A SPONSORED ADR		2014-02-19	2014-10-17
11 BANCA MONTE DEI-UNSPON ADR		2014-04-01	2014-05-21
1 BANCA MONTE DEI-UNSPON ADR		2014-04-01	2014-05-22
37 BANCA MONTE DEI-UNSPON ADR		2014-03-31	2014-05-22
36 BANCA MONTE DEI-UNSPON ADR		2014-03-28	2014-05-23
709 BANCO BILBAO VIZCAYA ARGENT- ADR		2014-10-27	2014-10-27
6 C R BARD INC COM W/RTS EXP 10/23/2005		2013-11-22	2014-01-31
7 C R BARD INC COM W/RTS EXP 10/23/2005		2013-11-22	2014-01-31
19 BARRETT BUSINESS SVCS INC		2014-06-20	2014-10-17

Form 990PF Part IV - Capital Gains and Losses for Tax on Investment Income - Columns e - h

(e) Gross sales price	(f) Depreciation allowed (or allowable)	(g) Cost or other basis plus expense of sale	(h) Gain or (loss) (e) plus (f) minus (g)
6,692		6,147	545
979		1,076	-97
160		207	-47
1		2	-1
532		641	-109
523		592	-69
69		71	-2
766		838	-72
897		977	-80
846		914	-68

Form 990PF Part IV - Capital Gains and Losses for Tax on Investment Income - Columns i - l

Complete only for assets showing gain in column (h) and owned by the foundation on 12/31/69			(l) Gains (Col (h) gain minus col (k), but not less than -0-) or Losses (from col (h))
(i) F M V as of 12/31/69	(j) Adjusted basis as of 12/31/69	(k) Excess of col (i) over col (j), if any	
			545
			-97
			-47
			-1
			-109
			-69
			-2
			-72
			-80
			-68



Form 990PF Part IV - Capital Gains and Losses for Tax on Investment Income - Columns a - d

(a) List and describe the kind(s) of property sold (e g , real estate, 2-story brick warehouse, or common stock, 200 shs MLC Co )	(b) How acquired P—Purchase D—Donation	(c) Date acquired (mo , day, yr )	(d) Date sold (mo , day, yr )
96 BARRETT BUSINESS SVCS INC		2014-06-20	2014-11-03
74 BAYERISCHE MOTOREN WERKE (BMW) ADR		2014-07-29	2014-10-06
39 BAYERISCHE MOTOREN WERKE (BMW) ADR		2014-07-29	2014-10-14
35 BAYERISCHE MOTOREN WERKE (BMW) ADR		2014-02-19	2014-10-17
2 BE AEROSPACE INC COM		2013-11-22	2014-03-18
2 BE AEROSPACE INC COM		2013-11-22	2014-05-05
2 BE AEROSPACE INC COM		2013-11-22	2014-05-05
1 BE AEROSPACE INC COM		2013-11-22	2014-07-17
1 BE AEROSPACE INC COM		2013-11-22	2014-07-18
4 BE AEROSPACE INC COM		2013-11-22	2014-07-24

Form 990PF Part IV - Capital Gains and Losses for Tax on Investment Income - Columns e - h

(e) Gross sales price	(f) Depreciation allowed (or allowable)	(g) Cost or other basis plus expense of sale	(h) Gain or (loss) (e) plus (f) minus (g)
2,234		4,618	-2,384
2,594		3,037	-443
1,306		1,600	-294
1,191		1,363	-172
175		173	2
197		173	24
196		173	23
94		87	7
94		87	7
369		346	23

Form 990PF Part IV - Capital Gains and Losses for Tax on Investment Income - Columns i - l

Complete only for assets showing gain in column (h) and owned by the foundation on 12/31/69			(l) Gains (Col (h) gain minus col (k), but not less than -0-) or Losses (from col (h))
(i) F M V as of 12/31/69	(j) Adjusted basis as of 12/31/69	(k) Excess of col (i) over col (j), if any	
			-2,384
			-443
			-294
			-172
			2
			24
			23
			7
			7
			23

Form 990PF Part IV - Capital Gains and Losses for Tax on Investment Income - Columns a - d

(a) List and describe the kind(s) of property sold (e g , real estate, 2-story brick warehouse, or common stock, 200 shs MLC Co )	(b) How acquired P—Purchase D—Donation	(c) Date acquired (mo , day, yr )	(d) Date sold (mo , day, yr )
21 BE AEROSPACE INC COM		2014-01-08	2014-09-26
38 BENCHMARK ELECTRS INC COM W/RIGHTS ATTACHED EXPIRING		2014-06-20	2014-10-17
1 BERKSHIRE HATHAWAY INC		2013-08-09	2014-02-11
155 BERKSHIRE HATHAWAY INC		2013-11-20	2014-11-24
6 BEST BUY INC COM		2013-11-22	2014-01-09
10 BEST BUY INC COM		2013-11-22	2014-01-16
9 BEST BUY INC COM		2013-11-22	2014-01-16
9 BEST BUY INC COM		2013-11-22	2014-01-16
37 BHP LIMITED SPONS ADR COM		2013-11-20	2014-11-13
55 BHP LIMITED SPONS ADR COM		2013-08-09	2014-11-13

Form 990PF Part IV - Capital Gains and Losses for Tax on Investment Income - Columns e - h

(e) Gross sales price	(f) Depreciation allowed (or allowable)	(g) Cost or other basis plus expense of sale	(h) Gain or (loss) (e) plus (f) minus (g)
1,764		1,807	-43
804		945	-141
113		117	-4
22,803		18,022	4,781
224		236	-12
271		394	-123
241		355	-114
243		355	-112
2,127		2,628	-501
3,162		3,717	-555

Form 990PF Part IV - Capital Gains and Losses for Tax on Investment Income - Columns i - l

Complete only for assets showing gain in column (h) and owned by the foundation on 12/31/69			(l) Gains (Col (h) gain minus col (k), but not less than -0-) or Losses (from col (h))
(i) F M V as of 12/31/69	(j) Adjusted basis as of 12/31/69	(k) Excess of col (i) over col (j), if any	
			-43
			-141
			-4
			4,781
			-12
			-123
			-114
			-112
			-501
			-555

Form 990PF Part IV - Capital Gains and Losses for Tax on Investment Income - Columns a - d

(a) List and describe the kind(s) of property sold (e g , real estate, 2-story brick warehouse, or common stock, 200 shs MLC Co )	(b) How acquired P—Purchase D—Donation	(c) Date acquired (mo , day, yr )	(d) Date sold (mo , day, yr )
30 BIOMARIN PHARMACEUTICAL INC COM		2013-11-22	2014-09-26
36 BIOMARIN PHARMACEUTICAL INC COM		2013-11-20	2014-10-17
195 BIOMARIN PHARMACEUTICAL INC COM		2013-11-20	2014-11-24
54 BLOUNT INTERNATIONAL INC		2014-09-04	2014-10-17
1 BOEING CO COM		2013-11-20	2014-02-11
75 BOEING CO COM		2014-08-06	2014-11-13
61 BOEING CO COM		2013-08-09	2014-11-13
43 BORG WARNER INC COM		2014-08-14	2014-09-26
2 BOSTON PPTYS INC COM		2013-08-08	2014-09-17
2 BOSTON PPTYS INC COM		2013-08-08	2014-09-24

Form 990PF Part IV - Capital Gains and Losses for Tax on Investment Income - Columns e - h

(e) Gross sales price	(f) Depreciation allowed (or allowable)	(g) Cost or other basis plus expense of sale	(h) Gain or (loss) (e) plus (f) minus (g)
2,134		2,143	-9
2,531		2,519	12
16,998		12,628	4,370
774		876	-102
130		134	-4
9,617		9,492	125
7,822		6,453	1,369
2,424		2,557	-133
236		205	31
232		205	27

Form 990PF Part IV - Capital Gains and Losses for Tax on Investment Income - Columns i - l

Complete only for assets showing gain in column (h) and owned by the foundation on 12/31/69			(l) Gains (Col (h) gain minus col (k), but not less than -0-) or Losses (from col (h))
(i) F M V as of 12/31/69	(j) Adjusted basis as of 12/31/69	(k) Excess of col (i) over col (j), if any	
			-9
			12
			4,370
			-102
			-4
			125
			1,369
			-133
			31
			27

Form 990PF Part IV - Capital Gains and Losses for Tax on Investment Income - Columns a - d

(a) List and describe the kind(s) of property sold (e g , real estate, 2-story brick warehouse, or common stock, 200 shs MLC Co )	(b) How acquired P—Purchase D—Donation	(c) Date acquired (mo , day, yr )	(d) Date sold (mo , day, yr )
17 BOSTON PPTYS INC COM		2013-08-08	2014-10-17
14 BOSTON SCIENTIFIC CORP COM		2011-10-28	2014-05-19
25 BOSTON SCIENTIFIC CORP COM		2011-10-28	2014-05-19
113 BOSTON SCIENTIFIC CORP COM		2011-10-28	2014-06-17
96 BROCADE COMMUNICATIONS SYSTEMS		2014-06-20	2014-10-17
14 BROOKDALE SR LIVING INC		2013-08-08	2014-03-24
8 BROOKDALE SR LIVING INC		2013-05-08	2014-07-16
12 BROOKDALE SR LIVING INC		2013-05-08	2014-10-17
20 BROWN-FORMAN CORP CL B COM		2014-05-06	2014-09-26
5 BURBERRY GROUP PLC-SPON ADR		2014-01-15	2014-03-27

Form 990PF Part IV - Capital Gains and Losses for Tax on Investment Income - Columns e - h

(e) Gross sales price	(f) Depreciation allowed (or allowable)	(g) Cost or other basis plus expense of sale	(h) Gain or (loss) (e) plus (f) minus (g)
2,029		1,634	395
178		81	97
319		145	174
1,429		658	771
909		896	13
458		411	47
278		235	43
376		352	24
1,796		1,814	-18
234		255	-21

Form 990PF Part IV - Capital Gains and Losses for Tax on Investment Income - Columns i - l

Complete only for assets showing gain in column (h) and owned by the foundation on 12/31/69			(l) Gains (Col (h) gain minus col (k), but not less than -0-) or Losses (from col (h))
(i) F M V as of 12/31/69	(j) Adjusted basis as of 12/31/69	(k) Excess of col (i) over col (j), if any	
			395
			97
			174
			771
			13
			47
			43
			24
			-18
			-21

Form 990PF Part IV - Capital Gains and Losses for Tax on Investment Income - Columns a - d

(a) List and describe the kind(s) of property sold (e g , real estate, 2-story brick warehouse, or common stock, 200 shs MLC Co )	(b) How acquired P—Purchase D—Donation	(c) Date acquired (mo , day, yr )	(d) Date sold (mo , day, yr )
21 BURBERRY GROUP PLC-SPON ADR		2014-01-15	2014-03-28
15 BURBERRY GROUP PLC-SPON ADR		2013-12-30	2014-04-17
17 BURBERRY GROUP PLC-SPON ADR		2013-12-05	2014-07-29
64 BURBERRY GROUP PLC-SPON ADR		2013-04-10	2014-07-29
6 CBL & ASSOC PPTYS INC COM W/RIGHTS ATTACHED EXP 4/29/2009		2014-03-25	2014-10-17
2 CME GROUP INC		2013-11-20	2014-02-11
103 CME GROUP INC		2013-08-09	2014-11-19
69 CME GROUP INC		2013-11-20	2014-11-19
32 CSL LTE-SPONSORED ADR		2014-02-19	2014-10-17
2 CVS CORP COM		2013-11-20	2014-02-11

Form 990PF Part IV - Capital Gains and Losses for Tax on Investment Income - Columns e - h

(e) Gross sales price	(f) Depreciation allowed (or allowable)	(g) Cost or other basis plus expense of sale	(h) Gain or (loss) (e) plus (f) minus (g)
984		1,063	-79
724		738	-14
821		830	-9
3,090		2,427	663
106		102	4
153		164	-11
8,559		7,470	1,089
5,734		5,651	83
1,051		1,019	32
137		131	6

Form 990PF Part IV - Capital Gains and Losses for Tax on Investment Income - Columns i - l

Complete only for assets showing gain in column (h) and owned by the foundation on 12/31/69			(l) Gains (Col (h) gain minus col (k), but not less than -0-) or Losses (from col (h))
(i) F M V as of 12/31/69	(j) Adjusted basis as of 12/31/69	(k) Excess of col (i) over col (j), if any	
			-79
			-14
			-9
			663
			4
			-11
			1,089
			83
			32
			6

Form 990PF Part IV - Capital Gains and Losses for Tax on Investment Income - Columns a - d

(a) List and describe the kind(s) of property sold (e g , real estate, 2-story brick warehouse, or common stock, 200 shs MLC Co )	(b) How acquired P—Purchase D—Donation	(c) Date acquired (mo , day, yr )	(d) Date sold (mo , day, yr )
4 CVS CORP COM		2013-11-20	2014-08-06
190 CVS CORP COM		2013-11-20	2014-11-24
241 CABELAS INC		2012-02-10	2014-06-20
15 CABOT OIL & GAS CORP CL A		2013-11-22	2014-04-02
9 CABOT OIL & GAS CORP CL A		2013-11-22	2014-04-03
16 CABOT OIL & GAS CORP CL A		2013-11-22	2014-04-03
13 CAL MAINE FOODS INC		2014-06-20	2014-10-17
18 CAMDEN PROPERTY TRUST		2013-08-08	2014-10-17
7 CANADIAN NATL RY CO COM		2012-02-10	2014-05-14
5 CANADIAN NATL RY CO COM		2012-02-10	2014-05-15

Form 990PF Part IV - Capital Gains and Losses for Tax on Investment Income - Columns e - h

(e) Gross sales price	(f) Depreciation allowed (or allowable)	(g) Cost or other basis plus expense of sale	(h) Gain or (loss) (e) plus (f) minus (g)
308		262	46
17,271		11,085	6,186
14,303		5,604	8,699
518		520	-2
318		312	6
568		554	14
1,043		938	105
1,280		1,226	54
415		269	146
294		192	102

Form 990PF Part IV - Capital Gains and Losses for Tax on Investment Income - Columns i - l

Complete only for assets showing gain in column (h) and owned by the foundation on 12/31/69			(l) Gains (Col (h) gain minus col (k), but not less than -0-) or Losses (from col (h))
(i) F M V as of 12/31/69	(j) Adjusted basis as of 12/31/69	(k) Excess of col (i) over col (j), if any	
			46
			6,186
			8,699
			-2
			6
			14
			105
			54
			146
			102

Form 990PF Part IV - Capital Gains and Losses for Tax on Investment Income - Columns a - d

(a) List and describe the kind(s) of property sold (e g , real estate, 2-story brick warehouse, or common stock, 200 shs MLC Co )	(b) How acquired P—Purchase D—Donation	(c) Date acquired (mo , day, yr )	(d) Date sold (mo , day, yr )
13 CANADIAN NATL RY CO COM		2012-02-10	2014-07-14
87 CANADIAN NATL RY CO COM		2011-04-15	2014-07-29
21 CANADIAN NATL RY CO COM		2014-02-19	2014-10-17
17 CAPELLA EDUCATION CO		2014-06-20	2014-10-17
6 CAPELLA EDUCATION CO		2014-06-20	2014-11-03
59 CAPITAL ONE FINL CORP COM RTS EXP 11/29/2005		2013-02-01	2014-03-25
91 CAPITAL ONE FINL CORP COM RTS EXP 11/29/2005		2013-11-20	2014-03-25
3 CARDINAL HLTH INC COM		2013-11-22	2014-02-10
2 CARDINAL HLTH INC COM		2013-11-22	2014-02-10
3 CARDINAL HLTH INC COM		2013-11-22	2014-02-11

Form 990PF Part IV - Capital Gains and Losses for Tax on Investment Income - Columns e - h

(e) Gross sales price	(f) Depreciation allowed (or allowable)	(g) Cost or other basis plus expense of sale	(h) Gain or (loss) (e) plus (f) minus (g)
853		477	376
5,901		2,841	3,060
1,369		1,172	197
1,116		943	173
421		333	88
4,445		3,330	1,115
6,855		6,282	573
200		196	4
133		131	2
205		196	9

Form 990PF Part IV - Capital Gains and Losses for Tax on Investment Income - Columns i - l

Complete only for assets showing gain in column (h) and owned by the foundation on 12/31/69			(l) Gains (Col (h) gain minus col (k), but not less than -0-) or Losses (from col (h))
(i) F M V as of 12/31/69	(j) Adjusted basis as of 12/31/69	(k) Excess of col (i) over col (j), if any	
			376
			3,060
			197
			173
			88
			1,115
			573
			4
			2
			9

Form 990PF Part IV - Capital Gains and Losses for Tax on Investment Income - Columns a - d

(a) List and describe the kind(s) of property sold (e g , real estate, 2-story brick warehouse, or common stock, 200 shs MLC Co )	(b) How acquired P—Purchase D—Donation	(c) Date acquired (mo , day, yr )	(d) Date sold (mo , day, yr )
3 CARDINAL HLTH INC COM		2013-11-22	2014-02-11
26 CARDINAL HLTH INC COM		2014-08-01	2014-09-26
26 CARLISLE COS INC COM		2014-09-04	2014-09-26
4 CARNIVAL CORP PAIRED CTF 1 COM		2014-04-17	2014-05-14
16 CARNIVAL CORP PAIRED CTF 1 COM		2013-04-19	2014-05-14
104 CARNIVAL CORP PAIRED CTF 1 COM		2012-02-10	2014-07-29
59 CBS OUTDOOR AMERICAS INC		2014-07-17	2014-09-26
155 CELANESE CORP		2013-11-20	2014-11-24
4 CELGENE CORP COM		2013-10-02	2014-10-17
34 CELGENE CORP COM		2013-11-20	2014-10-17

Form 990PF Part IV - Capital Gains and Losses for Tax on Investment Income - Columns e - h

(e) Gross sales price	(f) Depreciation allowed (or allowable)	(g) Cost or other basis plus expense of sale	(h) Gain or (loss) (e) plus (f) minus (g)
207		196	11
1,975		1,883	92
2,071		2,249	-178
156		149	7
624		519	105
3,791		3,271	520
1,762		1,912	-150
9,452		7,972	1,480
351		313	38
2,983		2,652	331

Form 990PF Part IV - Capital Gains and Losses for Tax on Investment Income - Columns i - l

Complete only for assets showing gain in column (h) and owned by the foundation on 12/31/69			(l) Gains (Col (h) gain minus col (k), but not less than -0-) or Losses (from col (h))
(i) F M V as of 12/31/69	(j) Adjusted basis as of 12/31/69	(k) Excess of col (i) over col (j), if any	
			11
			92
			-178
			7
			105
			520
			-150
			1,480
			38
			331



Form 990PF Part IV - Capital Gains and Losses for Tax on Investment Income - Columns a - d

(a) List and describe the kind(s) of property sold (e g , real estate, 2-story brick warehouse, or common stock, 200 shs MLC Co )	(b) How acquired P—Purchase D—Donation	(c) Date acquired (mo , day, yr )	(d) Date sold (mo , day, yr )
16 CELGENE CORP COM		2014-04-04	2014-11-24
196 CELGENE CORP COM		2013-11-20	2014-11-24
12 CENTENE CORP COM		2014-06-20	2014-10-17
4 CEPHEID INC COM		2013-11-22	2014-07-31
10 CEPHEID INC COM		2013-11-22	2014-07-31
10 CEPHEID INC COM		2013-11-22	2014-08-01
3 CERNER CORP COM		2013-12-02	2014-08-13
2 CERNER CORP COM		2013-12-02	2014-08-13
6 CERNER CORP COM		2013-11-22	2014-08-14
6 CERNER CORP COM		2013-11-22	2014-08-14

Form 990PF Part IV - Capital Gains and Losses for Tax on Investment Income - Columns e - h

(e) Gross sales price	(f) Depreciation allowed (or allowable)	(g) Cost or other basis plus expense of sale	(h) Gain or (loss) (e) plus (f) minus (g)
1,768		1,178	590
21,661		14,000	7,661
944		917	27
152		178	-26
376		445	-69
388		445	-57
169		174	-5
113		116	-3
336		349	-13
333		347	-14

Form 990PF Part IV - Capital Gains and Losses for Tax on Investment Income - Columns i - l

Complete only for assets showing gain in column (h) and owned by the foundation on 12/31/69			(l) Gains (Col (h) gain minus col (k), but not less than -0-) or Losses (from col (h))
(i) F M V as of 12/31/69	(j) Adjusted basis as of 12/31/69	(k) Excess of col (i) over col (j), if any	
			590
			7,661
			27
			-26
			-69
			-57
			-5
			-3
			-13
			-14

Form 990PF Part IV - Capital Gains and Losses for Tax on Investment Income - Columns a - d

(a) List and describe the kind(s) of property sold (e g , real estate, 2-story brick warehouse, or common stock, 200 shs MLC Co )	(b) How acquired P—Purchase D—Donation	(c) Date acquired (mo , day, yr )	(d) Date sold (mo , day, yr )
2 CERNER CORP COM		2013-11-22	2014-08-14
5 CERNER CORP COM		2013-12-02	2014-08-15
3 CERNER CORP COM		2013-12-02	2014-08-15
4 CERNER CORP COM		2013-12-17	2014-08-15
3 CERNER CORP COM		2013-12-17	2014-08-18
79 CERNER CORP COM		2013-11-20	2014-10-17
416 CERNER CORP COM		2013-11-20	2014-11-24
2 CHART INDUSTRIES INC		2014-01-02	2014-04-25
1 CHART INDUSTRIES INC		2013-11-22	2014-04-28
2 CHART INDUSTRIES INC		2013-11-22	2014-04-30

Form 990PF Part IV - Capital Gains and Losses for Tax on Investment Income - Columns e - h

(e) Gross sales price	(f) Depreciation allowed (or allowable)	(g) Cost or other basis plus expense of sale	(h) Gain or (loss) (e) plus (f) minus (g)
111		116	-5
279		289	-10
165		173	-8
221		225	-4
167		164	3
4,519		4,447	72
26,603		20,740	5,863
155		188	-33
75		92	-17
136		184	-48

Form 990PF Part IV - Capital Gains and Losses for Tax on Investment Income - Columns i - l

Complete only for assets showing gain in column (h) and owned by the foundation on 12/31/69			(l) Gains (Col (h) gain minus col (k), but not less than -0-) or Losses (from col (h))
(i) F M V as of 12/31/69	(j) Adjusted basis as of 12/31/69	(k) Excess of col (i) over col (j), if any	
			-5
			-10
			-8
			-4
			3
			72
			5,863
			-33
			-17
			-48

Form 990PF Part IV - Capital Gains and Losses for Tax on Investment Income - Columns a - d

(a) List and describe the kind(s) of property sold (e g , real estate, 2-story brick warehouse, or common stock, 200 shs MLC Co )	(b) How acquired P—Purchase D—Donation	(c) Date acquired (mo , day, yr )	(d) Date sold (mo , day, yr )
2 CHART INDUSTRIES INC		2013-11-22	2014-04-30
5 CHART INDUSTRIES INC		2013-11-22	2014-05-02
5 CHART INDUSTRIES INC		2013-11-22	2014-05-02
32 CHEMED CORP NEW		2014-04-11	2014-07-10
34 CHEVRONTEXACO CORP COM		2013-11-20	2014-11-13
50 CHEVRONTEXACO CORP COM		2013-08-09	2014-11-13
113 CHINA MOBILE HK LTD -SP ADR		2014-07-14	2014-07-29
1 CHIPOTLE MEXICAN GRILL INC		2014-03-11	2014-08-13
4 CHIPOTLE MEXICAN GRILL INC		2014-04-08	2014-09-26
3 CHIPOTLE MEXICAN GRILL INC		2014-04-16	2014-10-17

Form 990PF Part IV - Capital Gains and Losses for Tax on Investment Income - Columns e - h

(e) Gross sales price	(f) Depreciation allowed (or allowable)	(g) Cost or other basis plus expense of sale	(h) Gain or (loss) (e) plus (f) minus (g)
137		184	-47
353		460	-107
351		460	-109
3,026		2,867	159
3,932		4,151	-219
5,783		6,119	-336
6,205		6,029	176
685		593	92
2,629		2,323	306
1,921		1,655	266

Form 990PF Part IV - Capital Gains and Losses for Tax on Investment Income - Columns i - l

Complete only for assets showing gain in column (h) and owned by the foundation on 12/31/69			(l) Gains (Col (h) gain minus col (k), but not less than -0-) or Losses (from col (h))
(i) F M V as of 12/31/69	(j) Adjusted basis as of 12/31/69	(k) Excess of col (i) over col (j), if any	
			-47
			-107
			-109
			159
			-219
			-336
			176
			92
			306
			266

Form 990PF Part IV - Capital Gains and Losses for Tax on Investment Income - Columns a - d

(a) List and describe the kind(s) of property sold (e g , real estate, 2-story brick warehouse, or common stock, 200 shs MLC Co )	(b) How acquired P—Purchase D—Donation	(c) Date acquired (mo , day, yr )	(d) Date sold (mo , day, yr )
1 CHIPOTLE MEXICAN GRILL INC		2014-07-30	2014-10-17
21 CHIPOTLE MEXICAN GRILL INC		2014-08-03	2014-11-24
114 CHURCH & DWIGHT CO INC COM W/RIGHTS ATTACHED EXP 9/13/2009		2012-12-27	2014-04-04
61 CINEMARK HOLDINGS INC		2014-08-29	2014-09-26
36 CIRRUS LOGIC INC COM		2014-06-20	2014-10-17
197 CIRRUS LOGIC INC COM		2014-06-20	2014-11-03
6 CISCO SYS INC COM W/RIGHTS ATTACHED EXPIRING 6/10/2008		2013-08-09	2014-02-11
377 CISCO SYS INC COM W/RIGHTS ATTACHED EXPIRING 6/10/2008		2013-08-09	2014-11-13
263 CISCO SYS INC COM W/RIGHTS ATTACHED EXPIRING 6/10/2008		2013-11-20	2014-11-13
280 CITIGROUP INC		2014-06-09	2014-11-13

Form 990PF Part IV - Capital Gains and Losses for Tax on Investment Income - Columns e - h

(e) Gross sales price	(f) Depreciation allowed (or allowable)	(g) Cost or other basis plus expense of sale	(h) Gain or (loss) (e) plus (f) minus (g)
640		679	-39
13,820		11,145	2,675
7,809		5,700	2,109
2,075		2,130	-55
724		841	-117
3,880		4,604	-724
136		157	-21
9,647		8,035	1,612
6,730		5,630	1,100
14,851		14,051	800

Form 990PF Part IV - Capital Gains and Losses for Tax on Investment Income - Columns i - l

Complete only for assets showing gain in column (h) and owned by the foundation on 12/31/69			(l) Gains (Col (h) gain minus col (k), but not less than -0-) or Losses (from col (h))
(i) F M V as of 12/31/69	(j) Adjusted basis as of 12/31/69	(k) Excess of col (i) over col (j), if any	
			-39
			2,675
			2,109
			-55
			-117
			-724
			-21
			1,612
			1,100
			800

Form 990PF Part IV - Capital Gains and Losses for Tax on Investment Income - Columns a - d

(a) List and describe the kind(s) of property sold (e g , real estate, 2-story brick warehouse, or common stock, 200 shs MLC Co )	(b) How acquired P—Purchase D—Donation	(c) Date acquired (mo , day, yr )	(d) Date sold (mo , day, yr )
180 COACH INC COM W/RTS ATTACHED EXP 5/2/2011		2013-11-20	2014-06-25
24 COCHLEAR LTD-UNSPON ADR		2014-02-19	2014-09-15
135 COCHLEAR LTD-UNSPON ADR		2012-02-10	2014-09-15
13 COCHLEAR LTD-UNSPON ADR		2014-02-19	2014-09-16
6 COGNEX CORP COM		2014-01-23	2014-07-29
44 COGNEX CORP COM		2014-05-21	2014-09-26
2 COLFAX CORPORATION		2013-11-22	2014-07-17
23 COLFAX CORPORATION		2013-11-22	2014-09-26
98 COLUMBIA SPORTSWAER CO COM		2012-06-07	2014-06-20
2 COMCAST CORP NEW CL A		2013-11-20	2014-02-11

Form 990PF Part IV - Capital Gains and Losses for Tax on Investment Income - Columns e - h

(e) Gross sales price	(f) Depreciation allowed (or allowable)	(g) Cost or other basis plus expense of sale	(h) Gain or (loss) (e) plus (f) minus (g)
6,128		9,644	-3,516
722		604	118
4,063		4,783	-720
393		327	66
261		232	29
1,800		1,510	290
137		114	23
1,349		1,311	38
8,200		4,812	3,388
110		95	15

Form 990PF Part IV - Capital Gains and Losses for Tax on Investment Income - Columns i - l

Complete only for assets showing gain in column (h) and owned by the foundation on 12/31/69			(l) Gains (Col (h) gain minus col (k), but not less than -0-) or Losses (from col (h))
(i) F M V as of 12/31/69	(j) Adjusted basis as of 12/31/69	(k) Excess of col (i) over col (j), if any	
			-3,516
			118
			-720
			66
			29
			290
			23
			38
			3,388
			15

Form 990PF Part IV - Capital Gains and Losses for Tax on Investment Income - Columns a - d

(a) List and describe the kind(s) of property sold (e g , real estate, 2-story brick warehouse, or common stock, 200 shs MLC Co )	(b) How acquired P—Purchase D—Donation	(c) Date acquired (mo , day, yr )	(d) Date sold (mo , day, yr )
22 COMCAST CORP NEW CL A		2013-08-09	2014-09-10
128 COMCAST CORP NEW CL A		2013-11-20	2014-11-13
168 COMCAST CORP NEW CL A		2013-08-09	2014-11-13
3 COMMVault SYSTEMS INC		2013-11-22	2014-01-14
1 COMMVault SYSTEMS INC		2013-11-16	2014-01-15
1 COMMVault SYSTEMS INC		2013-11-10	2014-01-15
1 COMMVault SYSTEMS INC		2013-11-16	2014-01-15
2 COMMVault SYSTEMS INC		2013-11-22	2014-01-30
3 COMMVault SYSTEMS INC		2013-11-22	2014-01-30
1 COMMVault SYSTEMS INC		2013-11-22	2014-02-05

Form 990PF Part IV - Capital Gains and Losses for Tax on Investment Income - Columns e - h

(e) Gross sales price	(f) Depreciation allowed (or allowable)	(g) Cost or other basis plus expense of sale	(h) Gain or (loss) (e) plus (f) minus (g)
1,251		985	266
6,921		6,074	847
9,084		7,520	1,564
207		230	-23
69		82	-13
69		82	-13
69		82	-13
144		164	-20
214		230	-16
64		77	-13

Form 990PF Part IV - Capital Gains and Losses for Tax on Investment Income - Columns i - l

Complete only for assets showing gain in column (h) and owned by the foundation on 12/31/69			(l) Gains (Col (h) gain minus col (k), but not less than -0-) or Losses (from col (h))
(i) F M V as of 12/31/69	(j) Adjusted basis as of 12/31/69	(k) Excess of col (i) over col (j), if any	
			266
			847
			1,564
			-23
			-13
			-13
			-13
			-20
			-16
			-13

Form 990PF Part IV - Capital Gains and Losses for Tax on Investment Income - Columns a - d

(a) List and describe the kind(s) of property sold (e g , real estate, 2-story brick warehouse, or common stock, 200 shs MLC Co )	(b) How acquired P—Purchase D—Donation	(c) Date acquired (mo , day, yr )	(d) Date sold (mo , day, yr )
6 COMMVAULT SYSTEMS INC		2013-11-22	2014-02-07
2 COMMVAULT SYSTEMS INC		2013-11-22	2014-02-21
7 COMMVAULT SYSTEMS INC		2013-11-22	2014-03-10
3 COMMVAULT SYSTEMS INC		2013-11-22	2014-03-10
4 COMMVAULT SYSTEMS INC		2013-11-22	2014-03-11
3528 COMPASS GROUP PLC - ADR		2014-02-07	2014-07-18
306 8234 COMPASS GROUP PLC - ADR		2013-07-05	2014-07-29
55 1766 COMPASS GROUP PLC - ADR		2014-02-07	2014-07-29
17 CONCHO RESOURCES INC		2014-09-19	2014-09-26
4 CONSTELLATION BRANDS INC CL A		2014-03-31	2014-05-02

Form 990PF Part IV - Capital Gains and Losses for Tax on Investment Income - Columns e - h

(e) Gross sales price	(f) Depreciation allowed (or allowable)	(g) Cost or other basis plus expense of sale	(h) Gain or (loss) (e) plus (f) minus (g)
394		460	-66
140		153	-13
471		536	-65
195		230	-35
262		307	-45
6		6	
5,253		3,872	1,381
945		869	76
2,148		1,941	207
322		339	-17

Form 990PF Part IV - Capital Gains and Losses for Tax on Investment Income - Columns i - l

Complete only for assets showing gain in column (h) and owned by the foundation on 12/31/69			(l) Gains (Col (h) gain minus col (k), but not less than -0-) or Losses (from col (h))
(i) F M V as of 12/31/69	(j) Adjusted basis as of 12/31/69	(k) Excess of col (i) over col (j), if any	
			-66
			-13
			-65
			-35
			-45
			1,381
			76
			207
			-17

Form 990PF Part IV - Capital Gains and Losses for Tax on Investment Income - Columns a - d

(a) List and describe the kind(s) of property sold (e g , real estate, 2-story brick warehouse, or common stock, 200 shs MLC Co )	(b) How acquired P—Purchase D—Donation	(c) Date acquired (mo , day, yr )	(d) Date sold (mo , day, yr )
47 CONSTELLATION BRANDS INC CL A		2014-03-31	2014-09-26
222 CONVERSANT INC		2012-02-10	2014-06-20
3 COOPER COS INC COM NEW		2013-11-22	2014-01-24
3 COOPER COS INC COM NEW		2013-11-22	2014-01-24
2 COOPER COS INC COM NEW		2013-11-22	2014-01-24
5 COOPER COS INC COM NEW		2013-11-22	2014-01-24
2 COOPER COS INC COM NEW		2014-07-09	2014-07-29
1 COOPER COS INC COM NEW		2014-07-09	2014-09-12
15 COOPER COS INC COM NEW		2014-05-14	2014-09-26
49 CORNERSTONE ONDEMAND INC		2014-09-16	2014-09-26

Form 990PF Part IV - Capital Gains and Losses for Tax on Investment Income - Columns e - h

(e) Gross sales price	(f) Depreciation allowed (or allowable)	(g) Cost or other basis plus expense of sale	(h) Gain or (loss) (e) plus (f) minus (g)
4,069		3,306	763
5,488		3,472	2,016
371		402	-31
371		402	-31
247		268	-21
612		669	-57
322		299	23
160		148	12
2,343		2,023	320
1,723		2,393	-670

Form 990PF Part IV - Capital Gains and Losses for Tax on Investment Income - Columns i - l

Complete only for assets showing gain in column (h) and owned by the foundation on 12/31/69			(l) Gains (Col (h) gain minus col (k), but not less than -0-) or Losses (from col (h))
(i) F M V as of 12/31/69	(j) Adjusted basis as of 12/31/69	(k) Excess of col (i) over col (j), if any	
			763
			2,016
			-31
			-31
			-21
			-57
			23
			12
			320
			-670



Form 990PF Part IV - Capital Gains and Losses for Tax on Investment Income - Columns a - d

(a) List and describe the kind(s) of property sold (e g , real estate, 2-story brick warehouse, or common stock, 200 shs MLC Co )	(b) How acquired P—Purchase D—Donation	(c) Date acquired (mo , day, yr )	(d) Date sold (mo , day, yr )
5 CORRECTIONS CORP OF AMERICA COM		2013-04-03	2014-03-24
4 CORRECTIONS CORP OF AMERICA COM		2013-03-06	2014-03-24
363 CORRECTIONS CORP OF AMERICA COM		2013-05-21	2014-06-20
24 CORRECTIONS CORP OF AMERICA COM		2013-08-08	2014-09-24
20 CORRECTIONS CORP OF AMERICA COM		2013-08-08	2014-10-17
10 CORRECTIONS CORP OF AMERICA COM		2013-08-08	2014-11-12
12 CORRECTIONS CORP OF AMERICA COM		2013-08-08	2014-11-19
6 CORRECTIONS CORP OF AMERICA COM		2013-08-08	2014-11-21
12 CORRECTIONS CORP OF AMERICA COM		2013-08-08	2014-11-26
13 CORRECTIONS CORP OF AMERICA COM		2010-11-18	2014-12-03

Form 990PF Part IV - Capital Gains and Losses for Tax on Investment Income - Columns e - h

(e) Gross sales price	(f) Depreciation allowed (or allowable)	(g) Cost or other basis plus expense of sale	(h) Gain or (loss) (e) plus (f) minus (g)
160		188	-28
128		152	-24
12,040		9,472	2,568
824		869	-45
684		658	26
361		329	32
425		395	30
215		197	18
433		313	120
478		304	174

Form 990PF Part IV - Capital Gains and Losses for Tax on Investment Income - Columns i - l

Complete only for assets showing gain in column (h) and owned by the foundation on 12/31/69			(l) Gains (Col (h) gain minus col (k), but not less than -0-) or Losses (from col (h))
(i) F M V as of 12/31/69	(j) Adjusted basis as of 12/31/69	(k) Excess of col (i) over col (j), if any	
			-28
			-24
			2,568
			-45
			26
			32
			30
			18
			120
			174

Form 990PF Part IV - Capital Gains and Losses for Tax on Investment Income - Columns a - d

(a) List and describe the kind(s) of property sold (e g , real estate, 2-story brick warehouse, or common stock, 200 shs MLC Co )	(b) How acquired P—Purchase D—Donation	(c) Date acquired (mo , day, yr )	(d) Date sold (mo , day, yr )
14 CORRECTIONS CORP OF AMERICA COM		2010-11-18	2014-12-05
20 COSTCO WHOLESALE CORP COM		2013-11-20	2014-10-17
11 COSTAR GRP INC COM		2014-06-06	2014-09-26
213 COWEN GROUP INC		2014-07-11	2014-10-17
1087 COWEN GROUP INC		2014-07-11	2014-11-03
3 CREE INC COM		2013-11-22	2014-01-21
3 CREE INC COM		2013-11-22	2014-02-07
3 CREE INC COM		2013-11-22	2014-02-07
2 CREE INC COM		2013-11-22	2014-02-10
1 CREE INC COM		2013-11-22	2014-02-11

Form 990PF Part IV - Capital Gains and Losses for Tax on Investment Income - Columns e - h

(e) Gross sales price	(f) Depreciation allowed (or allowable)	(g) Cost or other basis plus expense of sale	(h) Gain or (loss) (e) plus (f) minus (g)
521		319	202
2,492		2,473	19
1,734		1,981	-247
784		892	-108
4,347		4,555	-208
189		167	22
176		167	9
177		167	10
118		111	7
59		56	3

Form 990PF Part IV - Capital Gains and Losses for Tax on Investment Income - Columns i - l

Complete only for assets showing gain in column (h) and owned by the foundation on 12/31/69			(l) Gains (Col (h) gain minus col (k), but not less than -0-) or Losses (from col (h))
(i) F M V as of 12/31/69	(j) Adjusted basis as of 12/31/69	(k) Excess of col (i) over col (j), if any	
			202
			19
			-247
			-108
			-208
			22
			9
			10
			7
			3

Form 990PF Part IV - Capital Gains and Losses for Tax on Investment Income - Columns a - d

(a) List and describe the kind(s) of property sold (e g , real estate, 2-story brick warehouse, or common stock, 200 shs MLC Co )	(b) How acquired P—Purchase D—Donation	(c) Date acquired (mo , day, yr )	(d) Date sold (mo , day, yr )
3 CREE INC COM		2013-11-22	2014-02-12
10 CUBESMART		2013-08-08	2014-10-17
13 CUMMINS INC COM		2014-05-30	2014-09-26
16 DBS GRP HLDGS SPONSORED ADR		2014-02-19	2014-10-17
64 DDR CORP		2013-08-08	2014-10-17
24 DDR CORP		2013-08-08	2014-11-20
13 DST SYS INC DEL COM		2013-03-04	2014-03-25
5 DSW INC		2013-11-22	2014-03-18
5 DSW INC		2013-11-22	2014-03-19
4 DSW INC		2013-11-22	2014-03-24

Form 990PF Part IV - Capital Gains and Losses for Tax on Investment Income - Columns e - h

(e) Gross sales price	(f) Depreciation allowed (or allowable)	(g) Cost or other basis plus expense of sale	(h) Gain or (loss) (e) plus (f) minus (g)
181		167	14
191		168	23
1,728		1,768	-40
902		844	58
1,073		1,055	18
426		396	30
1,239		890	349
194		232	-38
194		232	-38
148		186	-38

Form 990PF Part IV - Capital Gains and Losses for Tax on Investment Income - Columns i - l

Complete only for assets showing gain in column (h) and owned by the foundation on 12/31/69			(l) Gains (Col (h) gain minus col (k), but not less than -0-) or Losses (from col (h))
(i) F M V as of 12/31/69	(j) Adjusted basis as of 12/31/69	(k) Excess of col (i) over col (j), if any	
			14
			23
			-40
			58
			18
			30
			349
			-38
			-38
			-38

Form 990PF Part IV - Capital Gains and Losses for Tax on Investment Income - Columns a - d

(a) List and describe the kind(s) of property sold (e g , real estate, 2-story brick warehouse, or common stock, 200 shs MLC Co )	(b) How acquired P—Purchase D—Donation	(c) Date acquired (mo , day, yr )	(d) Date sold (mo , day, yr )
9 DSW INC		2013-11-22	2014-03-25
4 DSW INC		2013-11-22	2014-03-26
6 DSW INC		2013-11-22	2014-03-26
4 DSW INC		2013-12-26	2014-03-27
5 DSW INC		2013-12-27	2014-03-28
6 DSW INC		2014-01-16	2014-03-28
4 DASSAULT SYSTEMES S A SPA ADR		2012-02-10	2014-01-09
4 DASSAULT SYSTEMES S A SPA ADR		2012-02-10	2014-01-10
1 DASSAULT SYSTEMES S A SPA ADR		2010-11-18	2014-01-13
2 DASSAULT SYSTEMES S A SPA ADR		2010-11-18	2014-01-14

Form 990PF Part IV - Capital Gains and Losses for Tax on Investment Income - Columns e - h

(e) Gross sales price	(f) Depreciation allowed (or allowable)	(g) Cost or other basis plus expense of sale	(h) Gain or (loss) (e) plus (f) minus (g)
328		418	-90
142		186	-44
211		279	-68
141		178	-37
175		213	-38
214		236	-22
477		333	144
477		305	172
119		74	45
236		148	88

Form 990PF Part IV - Capital Gains and Losses for Tax on Investment Income - Columns i - l

Complete only for assets showing gain in column (h) and owned by the foundation on 12/31/69			(l) Gains (Col (h) gain minus col (k), but not less than -0-) or Losses (from col (h))
(i) F M V as of 12/31/69	(j) Adjusted basis as of 12/31/69	(k) Excess of col (i) over col (j), if any	
			-90
			-44
			-68
			-37
			-38
			-22
			144
			172
			45
			88

Form 990PF Part IV - Capital Gains and Losses for Tax on Investment Income - Columns a - d

(a) List and describe the kind(s) of property sold (e g , real estate, 2-story brick warehouse, or common stock, 200 shs MLC Co )	(b) How acquired P—Purchase D—Donation	(c) Date acquired (mo , day, yr )	(d) Date sold (mo , day, yr )
8 DASSAULT SYSTEMES S A SPA ADR		2010-11-18	2014-02-06
3 DASSAULT SYSTEMES S A SPA ADR		2010-11-18	2014-02-06
3 DASSAULT SYSTEMES S A SPA ADR		2010-11-18	2014-02-07
33 DASSAULT SYSTEMES S A SPA ADR		2014-02-19	2014-10-17
4 DAVITA INC COM		2014-03-31	2014-06-27
3 DAVITA INC COM		2014-02-24	2014-06-30
28 DAVITA INC COM		2014-01-13	2014-09-26
152 DECKERS OUTDOOR CORP		2013-09-19	2014-06-20
80 DECKERS OUTDOOR CORP		2014-09-26	2014-10-13
5 DELTA AIR LINES INC		2013-11-22	2014-02-06

Form 990PF Part IV - Capital Gains and Losses for Tax on Investment Income - Columns e - h

(e) Gross sales price	(f) Depreciation allowed (or allowable)	(g) Cost or other basis plus expense of sale	(h) Gain or (loss) (e) plus (f) minus (g)
879		592	287
329		222	107
330		222	108
2,052		1,900	152
287		274	13
218		199	19
2,063		1,741	322
12,199		9,332	2,867
6,957		6,954	3
154		143	11

Form 990PF Part IV - Capital Gains and Losses for Tax on Investment Income - Columns i - l

Complete only for assets showing gain in column (h) and owned by the foundation on 12/31/69			(l) Gains (Col (h) gain minus col (k), but not less than -0-) or Losses (from col (h))
(i) F M V as of 12/31/69	(j) Adjusted basis as of 12/31/69	(k) Excess of col (i) over col (j), if any	
			287
			107
			108
			152
			13
			19
			322
			2,867
			3
			11

Form 990PF Part IV - Capital Gains and Losses for Tax on Investment Income - Columns a - d

(a) List and describe the kind(s) of property sold (e g , real estate, 2-story brick warehouse, or common stock, 200 shs MLC Co )	(b) How acquired P—Purchase D—Donation	(c) Date acquired (mo , day, yr )	(d) Date sold (mo , day, yr )
12 DELTA AIR LINES INC		2013-11-22	2014-03-11
5 DELTA AIR LINES INC		2013-11-22	2014-04-30
7 DELTA AIR LINES INC		2013-11-22	2014-06-05
10 DELTA AIR LINES INC		2013-11-22	2014-06-23
10 DELTA AIR LINES INC		2013-11-22	2014-06-25
3 DELTA AIR LINES INC		2013-11-22	2014-07-02
4 DELTA AIR LINES INC		2013-11-22	2014-07-07
3 DELTA AIR LINES INC		2013-11-22	2014-07-08
48 DELTA AIR LINES INC		2014-08-27	2014-09-26
16 DELUXE CORP COM		2014-06-20	2014-10-17

Form 990PF Part IV - Capital Gains and Losses for Tax on Investment Income - Columns e - h

(e) Gross sales price	(f) Depreciation allowed (or allowable)	(g) Cost or other basis plus expense of sale	(h) Gain or (loss) (e) plus (f) minus (g)
423		344	79
183		143	40
291		201	90
387		287	100
390		287	103
115		86	29
148		115	33
107		86	21
1,745		1,414	331
868		926	-58

Form 990PF Part IV - Capital Gains and Losses for Tax on Investment Income - Columns i - l

Complete only for assets showing gain in column (h) and owned by the foundation on 12/31/69			(l) Gains (Col (h) gain minus col (k), but not less than -0-) or Losses (from col (h))
(i) F M V as of 12/31/69	(j) Adjusted basis as of 12/31/69	(k) Excess of col (i) over col (j), if any	
			79
			40
			90
			100
			103
			29
			33
			21
			331
			-58

Form 990PF Part IV - Capital Gains and Losses for Tax on Investment Income - Columns a - d

(a) List and describe the kind(s) of property sold (e g , real estate, 2-story brick warehouse, or common stock, 200 shs MLC Co )	(b) How acquired P—Purchase D—Donation	(c) Date acquired (mo , day, yr )	(d) Date sold (mo , day, yr )
191 DELUXE CORP COM		2014-09-26	2014-11-07
32 DIAGEO PLC SPONSORED ADR NEW		2013-11-20	2014-11-13
47 DIAGEO PLC SPONSORED ADR NEW		2013-08-09	2014-11-13
10 DIGITALGLOBE INC		2013-11-22	2014-03-10
3 DIGITALGLOBE INC		2013-11-22	2014-04-30
5 DIGITALGLOBE INC		2013-11-22	2014-05-01
9 DIGITALGLOBE INC		2013-11-22	2014-08-27
8 DIGITALGLOBE INC		2013-11-22	2014-08-27
39 DIGITALGLOBE INC		2013-11-22	2014-09-26
2 DISNEY (WALT) COMPANY HOLDING COMPANY COM		2013-11-20	2014-02-11

Form 990PF Part IV - Capital Gains and Losses for Tax on Investment Income - Columns e - h

(e) Gross sales price	(f) Depreciation allowed (or allowable)	(g) Cost or other basis plus expense of sale	(h) Gain or (loss) (e) plus (f) minus (g)
11,527		10,324	1,203
3,788		4,147	-359
5,563		6,188	-625
322		382	-60
88		114	-26
149		191	-42
270		343	-73
240		305	-65
1,132		1,488	-356
156		139	17

Form 990PF Part IV - Capital Gains and Losses for Tax on Investment Income - Columns i - l

Complete only for assets showing gain in column (h) and owned by the foundation on 12/31/69			(l) Gains (Col (h) gain minus col (k), but not less than -0-) or Losses (from col (h))
(i) F M V as of 12/31/69	(j) Adjusted basis as of 12/31/69	(k) Excess of col (i) over col (j), if any	
			1,203
			-359
			-625
			-60
			-26
			-42
			-73
			-65
			-356
			17

Form 990PF Part IV - Capital Gains and Losses for Tax on Investment Income - Columns a - d

(a) List and describe the kind(s) of property sold (e g , real estate, 2-story brick warehouse, or common stock, 200 shs MLC Co )	(b) How acquired P—Purchase D—Donation	(c) Date acquired (mo , day, yr )	(d) Date sold (mo , day, yr )
4 DISNEY (WALT) COMPANY HOLDING COMPANY COM		2013-11-20	2014-08-06
31 DISNEY (WALT) COMPANY HOLDING COMPANY COM		2013-08-09	2014-09-10
1 DISCOVERY COMMUNICATIONS-C		2013-11-22	2014-01-08
3 DISCOVERY COMMUNICATIONS-C		2013-11-22	2014-01-15
3 DISCOVERY COMMUNICATIONS-C		2013-11-22	2014-01-15
1 DISCOVERY COMMUNICATIONS-C		2013-11-22	2014-01-17
3 DISCOVERY COMMUNICATIONS-C		2013-11-22	2014-01-21
4 DISCOVERY COMMUNICATIONS-C		2013-11-22	2014-01-22
6 DISCOVERY COMMUNICATIONS-C		2014-03-11	2014-05-14
17 DISCOVERY COMMUNICATIONS-C		2014-03-11	2014-05-14

Form 990PF Part IV - Capital Gains and Losses for Tax on Investment Income - Columns e - h

(e) Gross sales price	(f) Depreciation allowed (or allowable)	(g) Cost or other basis plus expense of sale	(h) Gain or (loss) (e) plus (f) minus (g)
346		279	67
2,777		2,009	768
78		80	-2
226		239	-13
227		239	-12
75		80	-5
223		239	-16
296		319	-23
400		481	-81
1,137		1,356	-219

Form 990PF Part IV - Capital Gains and Losses for Tax on Investment Income - Columns i - l

Complete only for assets showing gain in column (h) and owned by the foundation on 12/31/69			(l) Gains (Col (h) gain minus col (k), but not less than -0-) or Losses (from col (h))
(i) F M V as of 12/31/69	(j) Adjusted basis as of 12/31/69	(k) Excess of col (i) over col (j), if any	
			67
			768
			-2
			-13
			-12
			-5
			-16
			-23
			-81
			-219



Form 990PF Part IV - Capital Gains and Losses for Tax on Investment Income - Columns a - d

(a) List and describe the kind(s) of property sold (e g , real estate, 2-story brick warehouse, or common stock, 200 shs MLC Co )	(b) How acquired P—Purchase D—Donation	(c) Date acquired (mo , day, yr )	(d) Date sold (mo , day, yr )
7 DISCOVERY COMMUNICATIONS-C		2014-03-24	2014-05-14
27 DOMINOS PIZZA INC		2014-02-27	2014-09-26
128 DOMTAR CORP		2014-06-20	2014-09-26
177 DRESSER-RAND GROUP INC		2014-09-26	2014-10-13
20 DREW INDUSTRIES INC		2014-09-04	2014-10-17
21012 772 DREYFUS EMG MKT DEBT LOC C-I #6083		2013-06-14	2014-12-05
4 DRIL-QUIP INC COM		2013-09-25	2014-10-17
16 DRIL-QUIP INC COM		2013-11-04	2014-10-17
73 DRIL-QUIP INC COM		2014-07-30	2014-11-13
40 DRIL-QUIP INC COM		2013-09-25	2014-11-13

Form 990PF Part IV - Capital Gains and Losses for Tax on Investment Income - Columns e - h

(e) Gross sales price	(f) Depreciation allowed (or allowable)	(g) Cost or other basis plus expense of sale	(h) Gain or (loss) (e) plus (f) minus (g)
468		552	-84
2,055		1,943	112
4,673		5,698	-1,025
14,428		11,987	2,441
880		926	-46
273,376		314,818	-41,442
343		460	-117
1,371		1,868	-497
6,148		7,894	-1,746
3,369		4,292	-923

Form 990PF Part IV - Capital Gains and Losses for Tax on Investment Income - Columns i - l

Complete only for assets showing gain in column (h) and owned by the foundation on 12/31/69			(l) Gains (Col (h) gain minus col (k), but not less than -0-) or Losses (from col (h))
(i) F M V as of 12/31/69	(j) Adjusted basis as of 12/31/69	(k) Excess of col (i) over col (j), if any	
			-84
			112
			-1,025
			2,441
			-46
			-41,442
			-117
			-497
			-1,746
			-923

Form 990PF Part IV - Capital Gains and Losses for Tax on Investment Income - Columns a - d

(a) List and describe the kind(s) of property sold (e g , real estate, 2-story brick warehouse, or common stock, 200 shs MLC Co )	(b) How acquired P—Purchase D—Donation	(c) Date acquired (mo , day, yr )	(d) Date sold (mo , day, yr )
36 DUKE RLTY INVTS INC COM NEW		2013-04-10	2014-10-17
19 DUPONT FABROS TECHNOLOGY INC		2013-08-08	2014-10-17
1758 EII INTERNATIONAL PROPERTY-I #30		2013-08-02	2014-08-14
1758 EII INTERNATIONAL PROPERTY-I #30		2013-08-02	2014-08-15
1758 EII INTERNATIONAL PROPERTY-I #30		2013-08-02	2014-08-18
1761 548 EII INTERNATIONAL PROPERTY-I #30		2008-07-10	2014-08-19
74 ENI S P A ADR		2014-07-29	2014-12-09
5 ENN ENERGY HOLDINGS-UNSP ADR		2014-01-13	2014-10-17
23 ENN ENERGY HOLDINGS-UNSP ADR		2014-02-19	2014-11-18
20 EPR PROPERTIES		2013-08-08	2014-10-17

Form 990PF Part IV - Capital Gains and Losses for Tax on Investment Income - Columns e - h

(e) Gross sales price	(f) Depreciation allowed (or allowable)	(g) Cost or other basis plus expense of sale	(h) Gain or (loss) (e) plus (f) minus (g)
640		628	12
535		436	99
34,633		34,773	-140
34,773		34,773	
34,580		29,013	5,567
34,861		28,995	5,866
2,669		3,942	-1,273
834		864	-30
3,495		3,954	-459
1,067		1,025	42

Form 990PF Part IV - Capital Gains and Losses for Tax on Investment Income - Columns i - l

Complete only for assets showing gain in column (h) and owned by the foundation on 12/31/69			(l) Gains (Col (h) gain minus col (k), but not less than -0-) or Losses (from col (h))
(i) F M V as of 12/31/69	(j) Adjusted basis as of 12/31/69	(k) Excess of col (i) over col (j), if any	
			12
			99
			-140
			5,567
			5,866
			-1,273
			-30
			-459
			42

Form 990PF Part IV - Capital Gains and Losses for Tax on Investment Income - Columns a - d

(a) List and describe the kind(s) of property sold (e g , real estate, 2-story brick warehouse, or common stock, 200 shs MLC Co )	(b) How acquired P—Purchase D—Donation	(c) Date acquired (mo , day, yr )	(d) Date sold (mo , day, yr )
7 EPR PROPERTIES		2013-08-08	2014-11-21
20 EATON VANCE CORP COM NON VTG		2010-11-18	2014-03-12
389 EATON VANCE CORP COM NON VTG		2012-02-10	2014-06-20
50 ECOLAB INC COM		2012-12-27	2014-06-20
29 EDUCATION RLTY TR INC		2014-09-10	2014-10-17
143 EDUCATION RLTY TR INC		2014-08-11	2014-12-01
143 EDUCATION RLTY TR INC		2014-08-11	2014-12-01
6666 EDUCATION REALTY TRUST INC		2014-09-10	2014-12-17
134 EMBRAER SA ADR		2012-07-26	2014-07-29
20 EMCOR GRP INC COM		2014-06-20	2014-10-17

Form 990PF Part IV - Capital Gains and Losses for Tax on Investment Income - Columns e - h

(e) Gross sales price	(f) Depreciation allowed (or allowable)	(g) Cost or other basis plus expense of sale	(h) Gain or (loss) (e) plus (f) minus (g)
389		359	30
759		597	162
14,895		10,316	4,579
5,434		3,092	2,342
312		315	-3
24		22	2
5,127		3,615	1,512
821		909	-88

Form 990PF Part IV - Capital Gains and Losses for Tax on Investment Income - Columns i - l

Complete only for assets showing gain in column (h) and owned by the foundation on 12/31/69			(l) Gains (Col (h) gain minus col (k), but not less than -0-) or Losses (from col (h))
(i) F M V as of 12/31/69	(j) Adjusted basis as of 12/31/69	(k) Excess of col (i) over col (j), if any	
			30
			162
			4,579
			2,342
			-3
			2
			1,512
			-88

Form 990PF Part IV - Capital Gains and Losses for Tax on Investment Income - Columns a - d

(a) List and describe the kind(s) of property sold (e g , real estate, 2-story brick warehouse, or common stock, 200 shs MLC Co )	(b) How acquired P—Purchase D—Donation	(c) Date acquired (mo , day, yr )	(d) Date sold (mo , day, yr )
40 EMPLOYERS HOLDINGS INC		2014-06-20	2014-10-17
13 ENERSYS		2014-06-20	2014-10-17
2140 676 THE ENDOWMENT TEI FUND LP		2012-02-29	2014-04-01
59 ENPHASE ENERGY INC		2014-09-04	2014-10-17
55 ENVISION HEALTHCARE HOLDINGS I		2014-07-15	2014-09-26
14 EQUINIX INC		2013-08-12	2014-07-30
15 EQUINIX INC		2013-08-12	2014-10-17
80 EQUINIX INC		2013-11-20	2014-11-24
8889 EQUINIX INC		2014-11-26	2014-11-28
1 EQUINIX INC		2014-11-26	2014-12-04

Form 990PF Part IV - Capital Gains and Losses for Tax on Investment Income - Columns e - h

(e) Gross sales price	(f) Depreciation allowed (or allowable)	(g) Cost or other basis plus expense of sale	(h) Gain or (loss) (e) plus (f) minus (g)
779		890	-111
707		918	-211
97,529		121,530	-24,001
703		912	-209
1,893		1,643	250
3,011		2,513	498
3,101		2,693	408
17,849		13,860	3,989
202		201	1
227		227	

Form 990PF Part IV - Capital Gains and Losses for Tax on Investment Income - Columns i - l

Complete only for assets showing gain in column (h) and owned by the foundation on 12/31/69			(l) Gains (Col (h) gain minus col (k), but not less than -0-) or Losses (from col (h))
(i) F M V as of 12/31/69	(j) Adjusted basis as of 12/31/69	(k) Excess of col (i) over col (j), if any	
			-111
			-211
			-24,001
			-209
			250
			498
			408
			3,989
			1

Form 990PF Part IV - Capital Gains and Losses for Tax on Investment Income - Columns a - d

(a) List and describe the kind(s) of property sold (e g , real estate, 2-story brick warehouse, or common stock, 200 shs MLC Co )	(b) How acquired P—Purchase D—Donation	(c) Date acquired (mo , day, yr )	(d) Date sold (mo , day, yr )
18 EQUITY ONE INC COM		2013-08-08	2014-10-17
6 EQUITY RESIDENTIAL PPTYS TR SH BEN INT		2013-08-08	2014-05-07
27 EQUITY RESIDENTIAL PPTYS TR SH BEN INT		2013-08-08	2014-10-17
7 EQUITY RESIDENTIAL PPTYS TR SH BEN INT		2013-08-08	2014-11-20
717 ESSEX PPTY TR INC COM W/RTS ATTACHED 11/11/2008		2013-12-06	2014-04-21
10 449 ESSEX PPTY TR INC COM W/RTS ATTACHED 11/11/2008		2013-08-08	2014-10-17
2 551 ESSEX PPTY TR INC COM W/RTS ATTACHED 11/11/2008		2013-12-06	2014-10-17
354 EXPERIAN PLC - ADR		2014-07-11	2014-07-29
243 EXPRESS INC		2013-11-20	2014-04-30
22 EXTRA SPACE STORAGE INC		2013-08-08	2014-10-17

Form 990PF Part IV - Capital Gains and Losses for Tax on Investment Income - Columns e - h

(e) Gross sales price	(f) Depreciation allowed (or allowable)	(g) Cost or other basis plus expense of sale	(h) Gain or (loss) (e) plus (f) minus (g)
404		413	-9
369		324	45
1,776		1,458	318
485		354	131
120		126	-6
1,945		1,755	190
475		448	27
6,163		6,314	-151
3,506		5,776	-2,270
1,204		944	260

Form 990PF Part IV - Capital Gains and Losses for Tax on Investment Income - Columns i - l

Complete only for assets showing gain in column (h) and owned by the foundation on 12/31/69			(l) Gains (Col (h) gain minus col (k), but not less than -0-) or Losses (from col (h))
(i) F M V as of 12/31/69	(j) Adjusted basis as of 12/31/69	(k) Excess of col (i) over col (j), if any	
			-9
			45
			318
			131
			-6
			190
			27
			-151
			-2,270
			260

Form 990PF Part IV - Capital Gains and Losses for Tax on Investment Income - Columns a - d

(a) List and describe the kind(s) of property sold (e g , real estate, 2-story brick warehouse, or common stock, 200 shs MLC Co )	(b) How acquired P—Purchase D—Donation	(c) Date acquired (mo , day, yr )	(d) Date sold (mo , day, yr )
8 EXTRA SPACE STORAGE INC		2013-08-08	2014-11-21
20 FBL FINL GROUP INC CL A		2014-06-20	2014-10-17
1 FEI CO COM		2014-01-15	2014-03-10
1 FEI CO COM		2014-01-15	2014-03-11
19 FEI CO COM		2014-01-08	2014-09-26
37 FLIR SYS INC COM W/RIGHTS ATTACHED EXPIR		2014-05-05	2014-09-26
370 FXCM INC		2014-06-20	2014-08-25
20 FACEBOOK INC		2014-10-01	2014-10-17
141 FACEBOOK INC		2014-10-29	2014-11-13
32 FANUC CORPORATION ADR		2013-07-29	2014-07-29

Form 990PF Part IV - Capital Gains and Losses for Tax on Investment Income - Columns e - h

(e) Gross sales price	(f) Depreciation allowed (or allowable)	(g) Cost or other basis plus expense of sale	(h) Gain or (loss) (e) plus (f) minus (g)
461		343	118
941		937	4
105		94	11
104		94	10
1,479		1,722	-243
1,176		1,336	-160
5,120		5,413	-293
1,503		1,529	-26
10,417		10,589	-172
951		822	129

Form 990PF Part IV - Capital Gains and Losses for Tax on Investment Income - Columns i - l

Complete only for assets showing gain in column (h) and owned by the foundation on 12/31/69			(l) Gains (Col (h) gain minus col (k), but not less than -0-) or Losses (from col (h))
(i) F M V as of 12/31/69	(j) Adjusted basis as of 12/31/69	(k) Excess of col (i) over col (j), if any	
			118
			4
			11
			10
			-243
			-160
			-293
			-26
			-172
			129

Form 990PF Part IV - Capital Gains and Losses for Tax on Investment Income - Columns a - d

(a) List and describe the kind(s) of property sold (e g , real estate, 2-story brick warehouse, or common stock, 200 shs MLC Co )	(b) How acquired P—Purchase D—Donation	(c) Date acquired (mo , day, yr )	(d) Date sold (mo , day, yr )
168 FANUC CORPORATION ADR		2012-02-10	2014-07-29
59 FANUC CORPORATION ADR		2013-10-16	2014-10-17
2 FANUC CORPORATION ADR		2014-02-19	2014-10-17
17 FASTENAL CO COM		2013-08-12	2014-03-31
13 FASTENAL CO COM		2013-08-12	2014-04-21
43 FASTENAL CO COM		2013-08-12	2014-10-17
25 FASTENAL CO COM		2013-11-20	2014-11-13
211 FASTENAL CO COM		2013-08-12	2014-11-13
8 FEDERAL RLTY INVT TR SH BEN INT NEW W/RIGHTS ATTACHED EXP		2013-08-08	2014-10-17
38 FEDERATED NATIONAL HOLDING CO		2014-08-25	2014-10-17

Form 990PF Part IV - Capital Gains and Losses for Tax on Investment Income - Columns e - h

(e) Gross sales price	(f) Depreciation allowed (or allowable)	(g) Cost or other basis plus expense of sale	(h) Gain or (loss) (e) plus (f) minus (g)
4,991		4,337	654
1,650		1,723	-73
56		56	
836		808	28
649		618	31
1,753		2,043	-290
1,101		1,164	-63
9,294		10,025	-731
976		826	150
1,106		943	163

Form 990PF Part IV - Capital Gains and Losses for Tax on Investment Income - Columns i - l

Complete only for assets showing gain in column (h) and owned by the foundation on 12/31/69			(l) Gains (Col (h) gain minus col (k), but not less than -0-) or Losses (from col (h))
(i) F M V as of 12/31/69	(j) Adjusted basis as of 12/31/69	(k) Excess of col (i) over col (j), if any	
			654
			-73
			28
			31
			-290
			-63
			-731
			150
			163

Form 990PF Part IV - Capital Gains and Losses for Tax on Investment Income - Columns a - d

(a) List and describe the kind(s) of property sold (e g , real estate, 2-story brick warehouse, or common stock, 200 shs MLC Co )	(b) How acquired P—Purchase D—Donation	(c) Date acquired (mo , day, yr )	(d) Date sold (mo , day, yr )
24 FEDERATED NATIONAL HOLDING CO		2014-08-25	2014-11-03
16 FIRST INDL RLTY TR INC COM		2013-08-08	2014-01-29
19 FIRST INDL RLTY TR INC COM		2013-08-08	2014-03-24
222 FIRST INDL RLTY TR INC COM		2013-09-19	2014-06-20
389 FIRST INDL RLTY TR INC COM		2012-02-10	2014-06-20
76 FIRST INDL RLTY TR INC COM		2013-08-08	2014-10-17
5 FIRST REPUBLIC BANK/SAN FRANCI		2014-03-25	2014-09-15
3 FIRST REPUBLIC BANK/SAN FRANCI		2014-03-25	2014-09-16
3 FIRST REPUBLIC BANK/SAN FRANCI		2014-04-04	2014-09-16
32 FIRST REPUBLIC BANK/SAN FRANCI		2014-06-10	2014-09-26

Form 990PF Part IV - Capital Gains and Losses for Tax on Investment Income - Columns e - h

(e) Gross sales price	(f) Depreciation allowed (or allowable)	(g) Cost or other basis plus expense of sale	(h) Gain or (loss) (e) plus (f) minus (g)
693		596	97
261		263	-2
358		312	46
4,134		3,724	410
7,243		3,978	3,265
1,354		1,248	106
241		277	-36
145		164	-19
145		164	-19
1,594		1,703	-109

Form 990PF Part IV - Capital Gains and Losses for Tax on Investment Income - Columns i - l

Complete only for assets showing gain in column (h) and owned by the foundation on 12/31/69			(l) Gains (Col (h) gain minus col (k), but not less than -0-) or Losses (from col (h))
(i) F M V as of 12/31/69	(j) Adjusted basis as of 12/31/69	(k) Excess of col (i) over col (j), if any	
			97
			-2
			46
			410
			3,265
			106
			-36
			-19
			-19
			-109



Form 990PF Part IV - Capital Gains and Losses for Tax on Investment Income - Columns a - d

(a) List and describe the kind(s) of property sold (e g , real estate, 2-story brick warehouse, or common stock, 200 shs MLC Co )	(b) How acquired P—Purchase D—Donation	(c) Date acquired (mo , day, yr )	(d) Date sold (mo , day, yr )
16 FOMENTO ECONOMICO MEXICANO SP ADR COM		2014-01-14	2014-07-29
9 FORTUNE BRANDS HOME & SECURITY		2013-11-22	2014-01-23
3 FORTUNE BRANDS HOME & SECURITY		2013-11-22	2014-01-30
5 FORTUNE BRANDS HOME & SECURITY		2013-11-22	2014-03-12
4 FORTUNE BRANDS HOME & SECURITY		2013-11-22	2014-03-24
7 FORTUNE BRANDS HOME & SECURITY		2013-11-22	2014-03-25
7 FORTUNE BRANDS HOME & SECURITY		2013-11-22	2014-03-25
4 FORTUNE BRANDS HOME & SECURITY		2013-11-22	2014-03-26
4 FORTUNE BRANDS HOME & SECURITY		2013-11-22	2014-03-27
3 FORTUNE BRANDS HOME & SECURITY		2013-11-22	2014-03-28

Form 990PF Part IV - Capital Gains and Losses for Tax on Investment Income - Columns e - h

(e) Gross sales price	(f) Depreciation allowed (or allowable)	(g) Cost or other basis plus expense of sale	(h) Gain or (loss) (e) plus (f) minus (g)
1,513		1,525	-12
424		388	36
129		129	
223		215	8
164		172	-8
289		302	-13
289		302	-13
169		172	-3
162		172	-10
121		129	-8

Form 990PF Part IV - Capital Gains and Losses for Tax on Investment Income - Columns i - l

Complete only for assets showing gain in column (h) and owned by the foundation on 12/31/69			(l) Gains (Col (h) gain minus col (k), but not less than -0-) or Losses (from col (h))
(i) F M V as of 12/31/69	(j) Adjusted basis as of 12/31/69	(k) Excess of col (i) over col (j), if any	
			-12
			36
			8
			-8
			-13
			-13
			-3
			-10
			-8

Form 990PF Part IV - Capital Gains and Losses for Tax on Investment Income - Columns a - d

(a) List and describe the kind(s) of property sold (e g , real estate, 2-story brick warehouse, or common stock, 200 shs MLC Co )	(b) How acquired P—Purchase D—Donation	(c) Date acquired (mo , day, yr )	(d) Date sold (mo , day, yr )
4 FORTUNE BRANDS HOME & SECURITY		2013-11-22	2014-03-28
35 FRESENIUS MED CARE AKTIENGESELLSCHAFT SPONSORED ADR		2014-02-19	2014-05-19
39 FRESENIUS MED CARE AKTIENGESELLSCHAFT SPONSORED ADR		2012-02-10	2014-05-19
157 FRESENIUS MED CARE AKTIENGESELLSCHAFT SPONSORED ADR		2012-02-10	2014-07-29
23 FRESENIUS MED CARE AKTIENGESELLSCHAFT SPONSORED ADR		2011-05-20	2014-10-17
5 FRESENIUS SE & CO-SPN ADR		2014-07-29	2014-08-15
330 FUTUREFUEL CORP		2014-06-20	2014-08-25
8 GNC HOLDINGS INC		2013-11-22	2014-02-14
12 GNC HOLDINGS INC		2013-11-22	2014-02-14
12 GNC HOLDINGS INC		2014-01-07	2014-02-14

Form 990PF Part IV - Capital Gains and Losses for Tax on Investment Income - Columns e - h

(e) Gross sales price	(f) Depreciation allowed (or allowable)	(g) Cost or other basis plus expense of sale	(h) Gain or (loss) (e) plus (f) minus (g)
166		172	-6
1,137		1,284	-147
1,267		1,406	-139
5,267		5,151	116
792		826	-34
6		6	
4,615		5,530	-915
367		472	-105
549		708	-159
550		700	-150

Form 990PF Part IV - Capital Gains and Losses for Tax on Investment Income - Columns i - l

Complete only for assets showing gain in column (h) and owned by the foundation on 12/31/69			(l) Gains (Col (h) gain minus col (k), but not less than -0-) or Losses (from col (h))
(i) F M V as of 12/31/69	(j) Adjusted basis as of 12/31/69	(k) Excess of col (i) over col (j), if any	
			-6
			-147
			-139
			116
			-34
			-915
			-105
			-159
			-150

Form 990PF Part IV - Capital Gains and Losses for Tax on Investment Income - Columns a - d

(a) List and describe the kind(s) of property sold (e g , real estate, 2-story brick warehouse, or common stock, 200 shs MLC Co )	(b) How acquired P—Purchase D—Donation	(c) Date acquired (mo , day, yr )	(d) Date sold (mo , day, yr )
42 GALAXY ENTERTAINMENT GRP-ADR		2014-03-26	2014-07-29
432 GAZPROM O A O SPONSORED ADR		2013-02-04	2014-03-05
16 GENERAL GROWTH PROPERTIE-W/I		2013-08-08	2014-07-10
16 GENERAL GROWTH PROPERTIE-W/I		2013-08-08	2014-09-24
76 GENERAL GROWTH PROPERTIE-W/I		2013-08-08	2014-10-17
96 GEOSPACE TECHNOLOGIES CORP		2014-09-26	2014-12-08
2 GILEAD SCIENCES INC COM		2013-11-20	2014-02-11
4 GILEAD SCIENCES INC COM		2013-11-20	2014-08-06
53 GILEAD SCIENCES INC COM		2013-08-09	2014-09-10
22 GOLDMAN SACHS GRP INC COM		2013-11-20	2014-11-19

Form 990PF Part IV - Capital Gains and Losses for Tax on Investment Income - Columns e - h

(e) Gross sales price	(f) Depreciation allowed (or allowable)	(g) Cost or other basis plus expense of sale	(h) Gain or (loss) (e) plus (f) minus (g)
3,556		3,855	-299
3,026		5,086	-2,060
384		328	56
379		328	51
1,832		1,556	276
2,424		5,977	-3,553
164		142	22
372		284	88
5,723		3,157	2,566
4,151		3,676	475

Form 990PF Part IV - Capital Gains and Losses for Tax on Investment Income - Columns i - l

Complete only for assets showing gain in column (h) and owned by the foundation on 12/31/69			(l) Gains (Col (h) gain minus col (k), but not less than -0-) or Losses (from col (h))
(i) F M V as of 12/31/69	(j) Adjusted basis as of 12/31/69	(k) Excess of col (i) over col (j), if any	
			-299
			-2,060
			56
			51
			276
			-3,553
			22
			88
			2,566
			475

Form 990PF Part IV - Capital Gains and Losses for Tax on Investment Income - Columns a - d

(a) List and describe the kind(s) of property sold (e g , real estate, 2-story brick warehouse, or common stock, 200 shs MLC Co )	(b) How acquired P—Purchase D—Donation	(c) Date acquired (mo , day, yr )	(d) Date sold (mo , day, yr )
32 GOLDMAN SACHS GRP INC COM		2013-04-08	2014-11-19
15 GOOGLE INC CL A		2013-11-20	2014-04-25
32 GOOGLE INC CL A		2013-11-20	2014-05-05
9 GOOGLE INC-CL C		2014-05-05	2014-10-17
36 GOOGLE INC-CL C		2014-05-05	2014-11-24
47 GOOGLE INC-CL C		2013-11-20	2014-11-24
3 GRACE WR & CO DEL NEW COM		2014-08-29	2014-09-26
19 GRACE WR & CO DEL NEW COM		2012-08-16	2014-09-26
1 GRACO INC COM W/RIGHTS ATTACHED EXP 3/29/2010		2013-11-22	2014-03-10
4 GRACO INC COM W/RIGHTS ATTACHED EXP 3/29/2010		2013-11-22	2014-06-30

Form 990PF Part IV - Capital Gains and Losses for Tax on Investment Income - Columns e - h

(e) Gross sales price	(f) Depreciation allowed (or allowable)	(g) Cost or other basis plus expense of sale	(h) Gain or (loss) (e) plus (f) minus (g)
6,038		4,737	1,301
7,851		7,107	744
17,021		14,699	2,322
4,618		4,724	-106
19,365		18,767	598
25,283		21,736	3,547
276		297	-21
1,749		1,133	616
77		78	-1
311		310	1

Form 990PF Part IV - Capital Gains and Losses for Tax on Investment Income - Columns i - l

Complete only for assets showing gain in column (h) and owned by the foundation on 12/31/69			(l) Gains (Col (h) gain minus col (k), but not less than -0-) or Losses (from col (h))
(i) F M V as of 12/31/69	(j) Adjusted basis as of 12/31/69	(k) Excess of col (i) over col (j), if any	
			1,301
			744
			2,322
			-106
			598
			3,547
			-21
			616
			-1
			1

Form 990PF Part IV - Capital Gains and Losses for Tax on Investment Income - Columns a - d

(a) List and describe the kind(s) of property sold (e g , real estate, 2-story brick warehouse, or common stock, 200 shs MLC Co )	(b) How acquired P—Purchase D—Donation	(c) Date acquired (mo , day, yr )	(d) Date sold (mo , day, yr )
3 GRACO INC COM W/RIGHTS ATTACHED EXP 3/29/2010		2013-11-22	2014-07-01
2 GRACO INC COM W/RIGHTS ATTACHED EXP 3/29/2010		2013-11-22	2014-07-01
5 GRACO INC COM W/RIGHTS ATTACHED EXP 3/29/2010		2013-11-22	2014-07-01
10 GRACO INC COM W/RIGHTS ATTACHED EXP 3/29/2010		2013-11-22	2014-07-01
23 GRAND CANYON EDUCATION INC		2013-10-24	2014-08-21
115 GRAND CANYON EDUCATION INC		2013-10-10	2014-10-20
71 GRAND CANYON EDUCATION INC		2014-09-26	2014-10-20
76 GRAPHIC PACKAGING HLDGCO		2014-07-11	2014-10-17
27 GREEN PLAINS INC		2014-06-20	2014-08-25
24 GREEN PLAINS INC		2014-06-20	2014-10-17

Form 990PF Part IV - Capital Gains and Losses for Tax on Investment Income - Columns e - h

(e) Gross sales price	(f) Depreciation allowed (or allowable)	(g) Cost or other basis plus expense of sale	(h) Gain or (loss) (e) plus (f) minus (g)
238		233	5
158		155	3
395		388	7
790		775	15
995		964	31
4,649		4,433	216
2,870		2,937	-67
879		885	-6
1,198		860	338
717		764	-47

Form 990PF Part IV - Capital Gains and Losses for Tax on Investment Income - Columns i - l

Complete only for assets showing gain in column (h) and owned by the foundation on 12/31/69			(l) Gains (Col (h) gain minus col (k), but not less than -0-) or Losses (from col (h))
(i) F M V as of 12/31/69	(j) Adjusted basis as of 12/31/69	(k) Excess of col (i) over col (j), if any	
			5
			3
			7
			15
			31
			216
			-67
			-6
			338
			-47

Form 990PF Part IV - Capital Gains and Losses for Tax on Investment Income - Columns a - d

(a) List and describe the kind(s) of property sold (e g , real estate, 2-story brick warehouse, or common stock, 200 shs MLC Co )	(b) How acquired P—Purchase D—Donation	(c) Date acquired (mo , day, yr )	(d) Date sold (mo , day, yr )
13 THE GREENBRIER COMPANIES, INC		2014-08-25	2014-10-17
16 GROUPON INC		2013-12-23	2014-02-19
19 GROUPON INC		2013-12-23	2014-02-24
22 GROUPON INC		2013-12-19	2014-02-25
20 GROUPON INC		2013-12-19	2014-02-25
16 GROUPON INC		2013-12-18	2014-02-27
25 GROUPON INC		2013-12-18	2014-02-27
3 GUIDEWIRE SOFTWARE INC		2013-11-22	2014-09-19
4 GUIDEWIRE SOFTWARE INC		2013-11-22	2014-09-19
3 GUIDEWIRE SOFTWARE INC		2013-11-22	2014-09-22

Form 990PF Part IV - Capital Gains and Losses for Tax on Investment Income - Columns e - h

(e) Gross sales price	(f) Depreciation allowed (or allowable)	(g) Cost or other basis plus expense of sale	(h) Gain or (loss) (e) plus (f) minus (g)
718		932	-214
161		189	-28
150		222	-72
176		256	-80
169		230	-61
139		178	-39
214		274	-60
134		140	-6
175		187	-12
131		140	-9

Form 990PF Part IV - Capital Gains and Losses for Tax on Investment Income - Columns i - l

Complete only for assets showing gain in column (h) and owned by the foundation on 12/31/69			(l) Gains (Col (h) gain minus col (k), but not less than -0-) or Losses (from col (h))
(i) F M V as of 12/31/69	(j) Adjusted basis as of 12/31/69	(k) Excess of col (i) over col (j), if any	
			-214
			-28
			-72
			-80
			-61
			-39
			-60
			-6
			-12
			-9

Form 990PF Part IV - Capital Gains and Losses for Tax on Investment Income - Columns a - d

(a) List and describe the kind(s) of property sold (e g , real estate, 2-story brick warehouse, or common stock, 200 shs MLC Co )	(b) How acquired P—Purchase D—Donation	(c) Date acquired (mo , day, yr )	(d) Date sold (mo , day, yr )
41 GUIDEWIRE SOFTWARE INC		2014-05-14	2014-09-26
1 GULFPORT ENERGY CORP		2013-11-22	2014-05-14
9 GULFPORT ENERGY CORP		2013-11-22	2014-07-25
4 GULFPORT ENERGY CORP		2013-11-22	2014-07-28
4 GULFPORT ENERGY CORP		2013-11-22	2014-07-29
3 GULFPORT ENERGY CORP		2013-11-22	2014-07-29
4 GULFPORT ENERGY CORP		2013-11-22	2014-07-29
14 HCP INC		2013-08-08	2014-05-07
19 HCP INC		2013-08-08	2014-09-17
21 HCP INC		2014-01-30	2014-10-17

Form 990PF Part IV - Capital Gains and Losses for Tax on Investment Income - Columns e - h

(e) Gross sales price	(f) Depreciation allowed (or allowable)	(g) Cost or other basis plus expense of sale	(h) Gain or (loss) (e) plus (f) minus (g)
1,826		1,734	92
60		57	3
511		509	2
219		226	-7
219		226	-7
165		170	-5
223		226	-3
596		586	10
773		795	-22
890		822	68

Form 990PF Part IV - Capital Gains and Losses for Tax on Investment Income - Columns i - l

Complete only for assets showing gain in column (h) and owned by the foundation on 12/31/69			(l) Gains (Col (h) gain minus col (k), but not less than -0-) or Losses (from col (h))
(i) F M V as of 12/31/69	(j) Adjusted basis as of 12/31/69	(k) Excess of col (i) over col (j), if any	
			92
			3
			2
			-7
			-7
			-5
			-3
			10
			-22
			68

Form 990PF Part IV - Capital Gains and Losses for Tax on Investment Income - Columns a - d

(a) List and describe the kind(s) of property sold (e g , real estate, 2-story brick warehouse, or common stock, 200 shs MLC Co )	(b) How acquired P—Purchase D—Donation	(c) Date acquired (mo , day, yr )	(d) Date sold (mo , day, yr )
2 HCP INC		2013-08-08	2014-10-17
24 HCP INC		2011-08-23	2014-12-23
2 HCP INC		2014-01-30	2014-12-23
27 HFF INC		2014-06-20	2014-10-17
24 HSBC HLDGS PLC SPONSORED ADR NEW		2012-02-29	2014-06-04
158 HSBC HLDGS PLC SPONSORED ADR NEW		2014-02-11	2014-11-13
110 HSBC HLDGS PLC SPONSORED ADR NEW		2013-08-09	2014-11-13
60 HSBC HLDGS PLC SPONSORED ADR NEW		2012-02-29	2014-11-26
25 HEALTHSOUTH REHABILITATION CORPORAT		2014-06-20	2014-10-17
12 HEALTH CARE REIT INC COM		2013-08-08	2014-10-17

Form 990PF Part IV - Capital Gains and Losses for Tax on Investment Income - Columns e - h

(e) Gross sales price	(f) Depreciation allowed (or allowable)	(g) Cost or other basis plus expense of sale	(h) Gain or (loss) (e) plus (f) minus (g)
85		84	1
1,078		762	316
90		78	12
754		936	-182
1,254		1,073	181
7,898		8,614	-716
5,499		6,087	-588
2,999		2,679	320
956		930	26
803		745	58

Form 990PF Part IV - Capital Gains and Losses for Tax on Investment Income - Columns i - l

Complete only for assets showing gain in column (h) and owned by the foundation on 12/31/69			(l) Gains (Col (h) gain minus col (k), but not less than -0-) or Losses (from col (h))
(i) F M V as of 12/31/69	(j) Adjusted basis as of 12/31/69	(k) Excess of col (i) over col (j), if any	
			1
			316
			12
			-182
			181
			-716
			-588
			320
			26
			58



Form 990PF Part IV - Capital Gains and Losses for Tax on Investment Income - Columns a - d

(a) List and describe the kind(s) of property sold (e g , real estate, 2-story brick warehouse, or common stock, 200 shs MLC Co )	(b) How acquired P—Purchase D—Donation	(c) Date acquired (mo , day, yr )	(d) Date sold (mo , day, yr )
16 HEALTH CARE REIT INC COM		2014-09-24	2014-10-17
266 HEARTLAND EXPRESS INC COM		2014-03-05	2014-06-09
579 HENNES & MAURITZ AB ADR		2012-02-10	2014-07-29
110 HEXCEL CORP NEW COM		2013-05-15	2014-04-11
8 HONG KONG EXCH & CLEARING LTD -ADR		2012-02-10	2014-03-14
58 HONG KONG EXCH & CLEARING LTD -ADR		2011-04-15	2014-03-14
30 HONG KONG EXCH & CLEARING LTD -ADR		2012-02-10	2014-03-17
38 HONG KONG EXCH & CLEARING LTD -ADR		2012-02-10	2014-03-18
31 HONG KONG EXCH & CLEARING LTD -ADR		2012-02-10	2014-03-19
49 HONG KONG EXCH & CLEARING LTD -ADR		2012-02-10	2014-03-20

Form 990PF Part IV - Capital Gains and Losses for Tax on Investment Income - Columns e - h

(e) Gross sales price	(f) Depreciation allowed (or allowable)	(g) Cost or other basis plus expense of sale	(h) Gain or (loss) (e) plus (f) minus (g)
1,071		1,019	52
5,848		5,483	365
4,794		3,907	887
4,501		3,673	828
118		146	-28
855		1,366	-511
440		549	-109
561		696	-135
458		568	-110
710		897	-187

Form 990PF Part IV - Capital Gains and Losses for Tax on Investment Income - Columns i - l

Complete only for assets showing gain in column (h) and owned by the foundation on 12/31/69			(l) Gains (Col (h) gain minus col (k), but not less than -0-) or Losses (from col (h))
(i) F M V as of 12/31/69	(j) Adjusted basis as of 12/31/69	(k) Excess of col (i) over col (j), if any	
			52
			365
			887
			828
			-28
			-511
			-109
			-135
			-110
			-187

Form 990PF Part IV - Capital Gains and Losses for Tax on Investment Income - Columns a - d

(a) List and describe the kind(s) of property sold (e g , real estate, 2-story brick warehouse, or common stock, 200 shs MLC Co )	(b) How acquired P—Purchase D—Donation	(c) Date acquired (mo , day, yr )	(d) Date sold (mo , day, yr )
57 HONG KONG EXCH & CLEARING LTD -ADR		2011-04-15	2014-10-17
112 HORNBECK OFFSHORE SVCS INC NEW		2013-04-26	2014-02-04
25 HOST MARRIOTT CORP NEW COM		2013-08-08	2014-04-23
102 HOST MARRIOTT CORP NEW COM		2013-08-08	2014-10-17
20 ITT CORP		2014-06-20	2014-10-17
28 ICICI BK LTD SPON ADR SPONSORED ADR		2010-11-18	2014-10-17
29 IHS INC		2014-04-25	2014-09-26
17 ILLUMINA INC COM		2014-10-08	2014-10-17
96 ILLUMINA INC COM		2014-05-06	2014-11-24
27 IMPERIAL OIL LTD COM NEW		2012-02-10	2014-10-17

Form 990PF Part IV - Capital Gains and Losses for Tax on Investment Income - Columns e - h

(e) Gross sales price	(f) Depreciation allowed (or allowable)	(g) Cost or other basis plus expense of sale	(h) Gain or (loss) (e) plus (f) minus (g)
1,277		1,409	-132
4,695		4,911	-216
526		440	86
2,189		1,794	395
812		952	-140
1,464		1,471	-7
3,635		3,451	184
2,777		2,756	21
18,284		13,838	4,446
1,231		1,356	-125

Form 990PF Part IV - Capital Gains and Losses for Tax on Investment Income - Columns i - l

Complete only for assets showing gain in column (h) and owned by the foundation on 12/31/69			(l) Gains (Col (h) gain minus col (k), but not less than -0-) or Losses (from col (h))
(i) F M V as of 12/31/69	(j) Adjusted basis as of 12/31/69	(k) Excess of col (i) over col (j), if any	
			-132
			-216
			86
			395
			-140
			-7
			184
			21
			4,446
			-125

Form 990PF Part IV - Capital Gains and Losses for Tax on Investment Income - Columns a - d

(a) List and describe the kind(s) of property sold (e g , real estate, 2-story brick warehouse, or common stock, 200 shs MLC Co )	(b) How acquired P—Purchase D—Donation	(c) Date acquired (mo , day, yr )	(d) Date sold (mo , day, yr )
40 INDUST AND COMM BK OF CHINA - ADR		2012-02-10	2014-01-10
34 INDUST AND COMM BK OF CHINA - ADR		2012-02-10	2014-02-06
122 INDUST AND COMM BK OF CHINA - ADR		2012-02-10	2014-02-12
23 ING GROEP N V SPONSORED ADR		2014-01-10	2014-05-15
29 ING GROEP N V SPONSORED ADR		2014-01-10	2014-05-16
117 ING GROEP N V SPONSORED ADR		2013-11-26	2014-07-11
35 ING GROEP N V SPONSORED ADR		2013-09-17	2014-07-29
318 ING GROEP N V SPONSORED ADR		2013-07-10	2014-07-29
57 INPHI CORP		2014-06-20	2014-10-17
31 INSYS THERAPEUTICS INC		2014-06-20	2014-10-17

Form 990PF Part IV - Capital Gains and Losses for Tax on Investment Income - Columns e - h

(e) Gross sales price	(f) Depreciation allowed (or allowable)	(g) Cost or other basis plus expense of sale	(h) Gain or (loss) (e) plus (f) minus (g)
505		548	-43
404		465	-61
1,495		1,670	-175
317		334	-17
379		391	-12
1,595		1,512	83
480		419	61
4,364		2,996	1,368
756		872	-116
1,160		908	252

Form 990PF Part IV - Capital Gains and Losses for Tax on Investment Income - Columns i - l

Complete only for assets showing gain in column (h) and owned by the foundation on 12/31/69			(l) Gains (Col (h) gain minus col (k), but not less than -0-) or Losses (from col (h))
(i) F M V as of 12/31/69	(j) Adjusted basis as of 12/31/69	(k) Excess of col (i) over col (j), if any	
			-43
			-61
			-175
			-17
			-12
			83
			61
			1,368
			-116
			252

Form 990PF Part IV - Capital Gains and Losses for Tax on Investment Income - Columns a - d

(a) List and describe the kind(s) of property sold (e g , real estate, 2-story brick warehouse, or common stock, 200 shs MLC Co )	(b) How acquired P—Purchase D—Donation	(c) Date acquired (mo , day, yr )	(d) Date sold (mo , day, yr )
24 INSYS THERAPEUTICS INC		2014-06-20	2014-12-10
58 INTELIGENT INC		2014-06-20	2014-10-17
182 INTER PARFUMS INC		2014-06-20	2014-07-11
1 INTERCONTINENTAL EXCHANGE, INC		2013-11-22	2014-03-31
1 INTERCONTINENTAL EXCHANGE, INC		2013-11-22	2014-04-01
1 INTERCONTINENTAL EXCHANGE, INC		2013-11-22	2014-06-27
1 INTERCONTINENTAL EXCHANGE, INC		2013-11-22	2014-07-01
2 INTERCONTINENTAL EXCHANGE, INC		2013-11-22	2014-07-01
2 INTERCONTINENTAL EXCHANGE, INC		2013-11-22	2014-08-14
12 INTERCONTINENTAL EXCHANGE, INC		2014-02-05	2014-09-26

Form 990PF Part IV - Capital Gains and Losses for Tax on Investment Income - Columns e - h

(e) Gross sales price	(f) Depreciation allowed (or allowable)	(g) Cost or other basis plus expense of sale	(h) Gain or (loss) (e) plus (f) minus (g)
996		703	293
751		864	-113
5,289		5,525	-236
199		217	-18
195		217	-22
187		217	-30
188		217	-29
373		434	-61
377		434	-57
2,340		2,586	-246

Form 990PF Part IV - Capital Gains and Losses for Tax on Investment Income - Columns i - l

Complete only for assets showing gain in column (h) and owned by the foundation on 12/31/69			(l) Gains (Col (h) gain minus col (k), but not less than -0-) or Losses (from col (h))
(i) F M V as of 12/31/69	(j) Adjusted basis as of 12/31/69	(k) Excess of col (i) over col (j), if any	
			293
			-113
			-236
			-18
			-22
			-30
			-29
			-61
			-57
			-246

Form 990PF Part IV - Capital Gains and Losses for Tax on Investment Income - Columns a - d

(a) List and describe the kind(s) of property sold (e g , real estate, 2-story brick warehouse, or common stock, 200 shs MLC Co )	(b) How acquired P—Purchase D—Donation	(c) Date acquired (mo , day, yr )	(d) Date sold (mo , day, yr )
17 INTL BUSINESS MACHINES CORP COM		2013-11-20	2014-11-13
26 INTL BUSINESS MACHINES CORP COM		2013-08-09	2014-11-13
42 INTESA SANPAOLO-SPON ADR		2014-01-10	2014-02-10
80 INTESA SANPAOLO-SPON ADR		2013-11-26	2014-04-16
235 INTESA SANPAOLO-SPON ADR		2014-05-23	2014-07-29
19 ITAU UNIBANCO H-SPON PRF ADR		2012-02-10	2014-01-30
62 ITAU UNIBANCO H-SPON PRF ADR		2012-02-10	2014-02-03
17 5 ITAU UNIBANCO H-SPON PRF ADR		2013-05-24	2014-03-27
93 5 ITAU UNIBANCO H-SPON PRF ADR		2012-04-26	2014-03-27
61 ITAU UNIBANCO H-SPON PRF ADR		2010-11-18	2014-06-03

Form 990PF Part IV - Capital Gains and Losses for Tax on Investment Income - Columns e - h

(e) Gross sales price	(f) Depreciation allowed (or allowable)	(g) Cost or other basis plus expense of sale	(h) Gain or (loss) (e) plus (f) minus (g)
2,751		3,159	-408
4,207		4,879	-672
714		654	60
1,559		1,151	408
4,326		3,506	820
231		403	-172
753		1,313	-560
256		279	-23
1,367		1,595	-228
939		1,611	-672

Form 990PF Part IV - Capital Gains and Losses for Tax on Investment Income - Columns i - l

Complete only for assets showing gain in column (h) and owned by the foundation on 12/31/69			(l) Gains (Col (h) gain minus col (k), but not less than -0-) or Losses (from col (h))
(i) F M V as of 12/31/69	(j) Adjusted basis as of 12/31/69	(k) Excess of col (i) over col (j), if any	
			-408
			-672
			60
			408
			820
			-172
			-560
			-23
			-228
			-672

Form 990PF Part IV - Capital Gains and Losses for Tax on Investment Income - Columns a - d

(a) List and describe the kind(s) of property sold (e g , real estate, 2-story brick warehouse, or common stock, 200 shs MLC Co )	(b) How acquired P—Purchase D—Donation	(c) Date acquired (mo , day, yr )	(d) Date sold (mo , day, yr )
243 ITAU UNIBANCO H-SPON PRF ADR		2012-03-01	2014-10-09
72 ITAU UNIBANCO H-SPON PRF ADR		2012-03-01	2014-10-17
19 JGC CORP-UNSPONSORED ADR		2014-02-19	2014-10-17
2 JGC CORP-UNSPONSORED ADR		2012-12-05	2014-10-17
3 JP MORGAN CHASE & CO COM		2013-11-20	2014-02-11
94 JAPAN TOBACCO INC-UNSPON ADR		2014-10-28	2014-12-12
99 JAPAN TOBACCO INC-UNSPON ADR		2014-10-28	2014-12-17
254 JOHNSON CTLS INC COM W/RTS ATTACHED EXP 11/30/2004		2013-11-20	2014-11-24
5 JONES LANG LASALLE INC COM		2013-08-08	2014-10-17
18 J2 GLOBAL INC		2014-06-20	2014-10-17

Form 990PF Part IV - Capital Gains and Losses for Tax on Investment Income - Columns e - h

(e) Gross sales price	(f) Depreciation allowed (or allowable)	(g) Cost or other basis plus expense of sale	(h) Gain or (loss) (e) plus (f) minus (g)
3,741		5,619	-1,878
1,070		1,534	-464
886		1,398	-512
93		136	-43
172		168	4
1,376		1,559	-183
1,313		1,642	-329
12,824		11,286	1,538
618		441	177
875		902	-27

Form 990PF Part IV - Capital Gains and Losses for Tax on Investment Income - Columns i - l

Complete only for assets showing gain in column (h) and owned by the foundation on 12/31/69			(l) Gains (Col (h) gain minus col (k), but not less than -0-) or Losses (from col (h))
(i) F M V as of 12/31/69	(j) Adjusted basis as of 12/31/69	(k) Excess of col (i) over col (j), if any	
			-1,878
			-464
			-512
			-43
			4
			-183
			-329
			1,538
			177
			-27

Form 990PF Part IV - Capital Gains and Losses for Tax on Investment Income - Columns a - d

(a) List and describe the kind(s) of property sold (e g , real estate, 2-story brick warehouse, or common stock, 200 shs MLC Co )	(b) How acquired P—Purchase D—Donation	(c) Date acquired (mo , day, yr )	(d) Date sold (mo , day, yr )
407 JULIUS BAER GROUP LTD-UN ADR		2014-07-17	2014-07-29
129 KAMAN CORP CL A		2012-02-10	2014-06-20
1 KANSAS CITY SOUTHN INDS INC COM		2013-11-22	2014-02-04
2 KANSAS CITY SOUTHN INDS INC COM		2013-11-22	2014-02-06
1 KANSAS CITY SOUTHN INDS INC COM		2013-11-22	2014-02-06
2 KANSAS CITY SOUTHN INDS INC COM		2013-11-22	2014-02-07
2 KANSAS CITY SOUTHN INDS INC COM		2013-11-22	2014-02-24
3 KANSAS CITY SOUTHN INDS INC COM		2013-11-22	2014-02-25
2 KANSAS CITY SOUTHN INDS INC COM		2013-11-22	2014-02-25
2 KANSAS CITY SOUTHN INDS INC COM		2013-11-22	2014-02-26

Form 990PF Part IV - Capital Gains and Losses for Tax on Investment Income - Columns e - h

(e) Gross sales price	(f) Depreciation allowed (or allowable)	(g) Cost or other basis plus expense of sale	(h) Gain or (loss) (e) plus (f) minus (g)
3,577		3,737	-160
5,481		4,180	1,301
101		122	-21
202		243	-41
101		122	-21
204		243	-39
190		243	-53
280		365	-85
187		243	-56
186		243	-57

Form 990PF Part IV - Capital Gains and Losses for Tax on Investment Income - Columns i - l

Complete only for assets showing gain in column (h) and owned by the foundation on 12/31/69			(l) Gains (Col (h) gain minus col (k), but not less than -0-) or Losses (from col (h))
(i) F M V as of 12/31/69	(j) Adjusted basis as of 12/31/69	(k) Excess of col (i) over col (j), if any	
			-160
			1,301
			-21
			-41
			-21
			-39
			-53
			-85
			-56
			-57

Form 990PF Part IV - Capital Gains and Losses for Tax on Investment Income - Columns a - d

(a) List and describe the kind(s) of property sold (e g , real estate, 2-story brick warehouse, or common stock, 200 shs MLC Co )	(b) How acquired P—Purchase D—Donation	(c) Date acquired (mo , day, yr )	(d) Date sold (mo , day, yr )
3 KANSAS CITY SOUTHN INDS INC COM		2013-11-22	2014-02-26
2 KANSAS CITY SOUTHN INDS INC COM		2013-11-22	2014-02-26
2 KANSAS CITY SOUTHN INDS INC COM		2013-11-22	2014-02-27
1 KANSAS CITY SOUTHN INDS INC COM		2013-11-22	2014-02-27
3 KANSAS CITY SOUTHN INDS INC COM		2013-11-22	2014-02-28
9 KILROY RLTY CORP COM W/RTS ATTACHED EXP 10/2/2008		2014-03-24	2014-10-17
7 KILROY RLTY CORP COM W/RTS ATTACHED EXP 10/2/2008		2013-07-05	2014-10-17
53 KINGFISHER PLC - ADR		2012-02-10	2014-04-03
579 KINGFISHER PLC - ADR		2012-02-10	2014-07-29
16 KOMATSU LTD SPONSORED ADR NEW		2013-06-13	2014-01-14

Form 990PF Part IV - Capital Gains and Losses for Tax on Investment Income - Columns e - h

(e) Gross sales price	(f) Depreciation allowed (or allowable)	(g) Cost or other basis plus expense of sale	(h) Gain or (loss) (e) plus (f) minus (g)
278		365	-87
184		243	-59
187		243	-56
93		122	-29
281		365	-84
563		514	49
438		371	67
777		453	324
5,911		4,749	1,162
314		401	-87

Form 990PF Part IV - Capital Gains and Losses for Tax on Investment Income - Columns i - l

Complete only for assets showing gain in column (h) and owned by the foundation on 12/31/69			(l) Gains (Col (h) gain minus col (k), but not less than -0-) or Losses (from col (h))
(i) F M V as of 12/31/69	(j) Adjusted basis as of 12/31/69	(k) Excess of col (i) over col (j), if any	
			-87
			-59
			-56
			-29
			-84
			49
			67
			324
			1,162
			-87



Form 990PF Part IV - Capital Gains and Losses for Tax on Investment Income - Columns a - d

(a) List and describe the kind(s) of property sold (e g , real estate, 2-story brick warehouse, or common stock, 200 shs MLC Co )	(b) How acquired P—Purchase D—Donation	(c) Date acquired (mo , day, yr )	(d) Date sold (mo , day, yr )
25 KOMATSU LTD SPONSORED ADR NEW		2012-02-10	2014-01-14
17 KOMATSU LTD SPONSORED ADR NEW		2013-06-13	2014-01-31
19 KOMATSU LTD SPONSORED ADR NEW		2012-07-27	2014-01-31
25 KOMATSU LTD SPONSORED ADR NEW		2012-07-27	2014-02-04
49 KOMATSU LTD SPONSORED ADR NEW		2012-09-19	2014-02-05
146 KONE OYJ-B-UNSPONSORED ADR		2013-09-26	2014-07-29
32 KUBOTA LTD COM		2014-07-11	2014-07-29
35 KUBOTA LTD COM		2013-04-12	2014-07-29
8 L BRANDS INC		2013-11-22	2014-01-21
7 L BRANDS INC		2013-11-22	2014-01-21

Form 990PF Part IV - Capital Gains and Losses for Tax on Investment Income - Columns e - h

(e) Gross sales price	(f) Depreciation allowed (or allowable)	(g) Cost or other basis plus expense of sale	(h) Gain or (loss) (e) plus (f) minus (g)
491		686	-195
354		426	-72
396		428	-32
498		564	-66
976		1,043	-67
3,107		3,165	-58
2,165		2,518	-353
2,368		2,470	-102
437		508	-71
382		444	-62

Form 990PF Part IV - Capital Gains and Losses for Tax on Investment Income - Columns i - l

Complete only for assets showing gain in column (h) and owned by the foundation on 12/31/69			(l) Gains (Col (h) gain minus col (k), but not less than -0-) or Losses (from col (h))
(i) F M V as of 12/31/69	(j) Adjusted basis as of 12/31/69	(k) Excess of col (i) over col (j), if any	
			-195
			-72
			-32
			-66
			-67
			-58
			-353
			-102
			-71
			-62

Form 990PF Part IV - Capital Gains and Losses for Tax on Investment Income - Columns a - d

(a) List and describe the kind(s) of property sold (e g , real estate, 2-story brick warehouse, or common stock, 200 shs MLC Co )	(b) How acquired P—Purchase D—Donation	(c) Date acquired (mo , day, yr )	(d) Date sold (mo , day, yr )
15 L BRANDS INC		2013-11-22	2014-01-22
98 LKQ CORP		2014-09-04	2014-09-26
28 L'OREAL - ADR		2014-02-19	2014-06-03
20 L'OREAL - ADR		2014-02-19	2014-10-17
7 L'OREAL - ADR		2011-04-15	2014-10-17
13 LUMH MOET HENNESSY LOUIS VUITTON		2012-02-10	2014-01-15
220 LUMH MOET HENNESSY LOUIS VUITTON		2013-04-18	2014-07-29
25 LUMH MOET HENNESSY LOUIS VUITTON		2014-02-19	2014-10-17
626 LADBROKES PLC-ADR		2014-07-29	2014-11-03
19 LANNETT INC		2014-06-20	2014-10-17

Form 990PF Part IV - Capital Gains and Losses for Tax on Investment Income - Columns e - h

(e) Gross sales price	(f) Depreciation allowed (or allowable)	(g) Cost or other basis plus expense of sale	(h) Gain or (loss) (e) plus (f) minus (g)
812		952	-140
2,575		3,101	-526
972		944	28
607		674	-67
212		170	42
454		423	31
7,790		7,017	773
792		939	-147
1,134		1,450	-316
811		903	-92

Form 990PF Part IV - Capital Gains and Losses for Tax on Investment Income - Columns i - l

Complete only for assets showing gain in column (h) and owned by the foundation on 12/31/69			(l) Gains (Col (h) gain minus col (k), but not less than -0-) or Losses (from col (h))
(i) F M V as of 12/31/69	(j) Adjusted basis as of 12/31/69	(k) Excess of col (i) over col (j), if any	
			-140
			-526
			28
			-67
			42
			31
			773
			-147
			-316
			-92

Form 990PF Part IV - Capital Gains and Losses for Tax on Investment Income - Columns a - d

(a) List and describe the kind(s) of property sold (e g , real estate, 2-story brick warehouse, or common stock, 200 shs MLC Co )	(b) How acquired P—Purchase D—Donation	(c) Date acquired (mo , day, yr )	(d) Date sold (mo , day, yr )
8 LAS VEGAS SANDS CORP		2012-05-31	2014-02-05
10 LAS VEGAS SANDS CORP		2014-04-16	2014-07-29
69 LAS VEGAS SANDS CORP		2012-07-24	2014-07-29
191 LAS VEGAS SANDS CORP		2014-09-10	2014-11-13
48 LASALLE HOTEL PPTYS COM SH BEN INT		2013-12-20	2014-07-01
108 LATTICE SEMICONDUCTOR CORP COM		2014-06-20	2014-10-17
35 LENNOX INTERNATIONAL INC COM W/RIGHTS ATTACHED EXP 7/27/2010		2014-01-15	2014-04-28
35 LENNOX INTERNATIONAL INC COM W/RIGHTS ATTACHED EXP 7/27/2010		2014-01-15	2014-05-08
68 LIFELOCK INC		2014-06-20	2014-10-17
59 LIFELOCK INC		2014-06-20	2014-12-10

Form 990PF Part IV - Capital Gains and Losses for Tax on Investment Income - Columns e - h

(e) Gross sales price	(f) Depreciation allowed (or allowable)	(g) Cost or other basis plus expense of sale	(h) Gain or (loss) (e) plus (f) minus (g)
587		387	200
754		755	-1
5,200		2,887	2,313
12,040		12,020	20
1,713		1,503	210
697		907	-210
2,930		3,082	-152
2,926		3,082	-156
1,015		852	163
1,008		739	269

Form 990PF Part IV - Capital Gains and Losses for Tax on Investment Income - Columns i - l

Complete only for assets showing gain in column (h) and owned by the foundation on 12/31/69			(l) Gains (Col (h) gain minus col (k), but not less than -0-) or Losses (from col (h))
(i) F M V as of 12/31/69	(j) Adjusted basis as of 12/31/69	(k) Excess of col (i) over col (j), if any	
			200
			-1
			2,313
			20
			210
			-210
			-152
			-156
			163
			269

Form 990PF Part IV - Capital Gains and Losses for Tax on Investment Income - Columns a - d

(a) List and describe the kind(s) of property sold (e g , real estate, 2-story brick warehouse, or common stock, 200 shs MLC Co )	(b) How acquired P—Purchase D—Donation	(c) Date acquired (mo , day, yr )	(d) Date sold (mo , day, yr )
42 LINDE AG ADR		2014-10-13	2014-10-17
2 LINKEDIN CORP		2013-11-22	2014-04-03
2 LINKEDIN CORP		2013-11-22	2014-04-04
3 LINKEDIN CORP		2013-11-22	2014-04-07
3 LINKEDIN CORP		2013-11-22	2014-04-07
15 LINKEDIN CORP		2013-08-12	2014-10-17
45 LINKEDIN CORP		2013-08-12	2014-11-13
37 LINKEDIN CORP		2014-04-24	2014-11-13
15 LITHIA MOTORS INC CL A COM		2013-09-16	2014-07-21
69 LIXIL GROUP CORP-UNSPN ADR		2014-07-29	2014-10-27

Form 990PF Part IV - Capital Gains and Losses for Tax on Investment Income - Columns e - h

(e) Gross sales price	(f) Depreciation allowed (or allowable)	(g) Cost or other basis plus expense of sale	(h) Gain or (loss) (e) plus (f) minus (g)
793		788	5
354		437	-83
355		437	-82
501		655	-154
507		655	-148
2,951		3,589	-638
10,325		10,767	-442
8,489		7,989	500
1,367		1,105	262
2,812		3,590	-778

Form 990PF Part IV - Capital Gains and Losses for Tax on Investment Income - Columns i - l

Complete only for assets showing gain in column (h) and owned by the foundation on 12/31/69			(l) Gains (Col (h) gain minus col (k), but not less than -0-) or Losses (from col (h))
(i) F M V as of 12/31/69	(j) Adjusted basis as of 12/31/69	(k) Excess of col (i) over col (j), if any	
			5
			-83
			-82
			-154
			-148
			-638
			-442
			500
			262
			-778

Form 990PF Part IV - Capital Gains and Losses for Tax on Investment Income - Columns a - d

(a) List and describe the kind(s) of property sold (e g , real estate, 2-story brick warehouse, or common stock, 200 shs MLC Co )	(b) How acquired P—Purchase D—Donation	(c) Date acquired (mo , day, yr )	(d) Date sold (mo , day, yr )
72 LULULEMON ATHLETICA INC		2013-03-27	2014-07-29
12 LULULEMON ATHLETICA INC		2014-04-28	2014-07-29
1 LUMBER LIQUIDATORS HOLDINGS		2013-11-22	2014-02-07
1 LUMBER LIQUIDATORS HOLDINGS		2013-11-22	2014-02-07
5 LUMBER LIQUIDATORS HOLDINGS		2013-12-05	2014-07-10
2 LUMBER LIQUIDATORS HOLDINGS		2013-11-22	2014-07-11
3 LUMBER LIQUIDATORS HOLDINGS		2014-03-12	2014-07-11
4 LUMBER LIQUIDATORS HOLDINGS		2014-03-26	2014-07-15
2 LUMBER LIQUIDATORS HOLDINGS		2014-03-24	2014-07-15
2 LUMBER LIQUIDATORS HOLDINGS		2013-12-04	2014-07-15

Form 990PF Part IV - Capital Gains and Losses for Tax on Investment Income - Columns e - h

(e) Gross sales price	(f) Depreciation allowed (or allowable)	(g) Cost or other basis plus expense of sale	(h) Gain or (loss) (e) plus (f) minus (g)
2,810		4,898	-2,088
468		611	-143
96		105	-9
96		105	-9
272		532	-260
110		210	-100
165		313	-148
216		394	-178
107		192	-85
108		192	-84

Form 990PF Part IV - Capital Gains and Losses for Tax on Investment Income - Columns i - l

Complete only for assets showing gain in column (h) and owned by the foundation on 12/31/69			(l) Gains (Col (h) gain minus col (k), but not less than -0-) or Losses (from col (h))
(i) F M V as of 12/31/69	(j) Adjusted basis as of 12/31/69	(k) Excess of col (i) over col (j), if any	
			-2,088
			-143
			-9
			-9
			-260
			-100
			-148
			-178
			-85
			-84

Form 990PF Part IV - Capital Gains and Losses for Tax on Investment Income - Columns a - d

(a) List and describe the kind(s) of property sold (e g , real estate, 2-story brick warehouse, or common stock, 200 shs MLC Co )	(b) How acquired P—Purchase D—Donation	(c) Date acquired (mo , day, yr )	(d) Date sold (mo , day, yr )
680 MBIA INC COM		2012-02-10	2014-06-20
77 MGM GRAND INC COM		2014-07-18	2014-09-26
367 MRC GLOBAL INC		2013-12-10	2014-06-20
3 MARATHON PETROLEUM CORP		2014-03-10	2014-06-30
8 MARATHON PETROLEUM CORP		2014-03-10	2014-06-30
7 MARATHON PETROLEUM CORP		2013-12-20	2014-06-30
48 MARTIN MARIETTA MATLS INC COM W/RTS EXP 10/21/2006		2012-02-10	2014-06-20
64 MASTERCARD INC		2014-05-14	2014-07-29
26 MATRIX SVC CO		2014-06-20	2014-10-17
238 MATSON INC		2013-01-08	2014-06-20

Form 990PF Part IV - Capital Gains and Losses for Tax on Investment Income - Columns e - h

(e) Gross sales price	(f) Depreciation allowed (or allowable)	(g) Cost or other basis plus expense of sale	(h) Gain or (loss) (e) plus (f) minus (g)
8,739		7,599	1,140
1,754		1,913	-159
10,591		11,669	-1,078
238		273	-35
630		716	-86
548		608	-60
6,447		4,157	2,290
4,870		4,844	26
586		916	-330
5,874		4,952	922

Form 990PF Part IV - Capital Gains and Losses for Tax on Investment Income - Columns i - l

Complete only for assets showing gain in column (h) and owned by the foundation on 12/31/69			(l) Gains (Col (h) gain minus col (k), but not less than -0-) or Losses (from col (h))
(i) F M V as of 12/31/69	(j) Adjusted basis as of 12/31/69	(k) Excess of col (i) over col (j), if any	
			1,140
			-159
			-1,078
			-35
			-86
			-60
			2,290
			26
			-330
			922

Form 990PF Part IV - Capital Gains and Losses for Tax on Investment Income - Columns a - d

(a) List and describe the kind(s) of property sold (e g , real estate, 2-story brick warehouse, or common stock, 200 shs MLC Co )	(b) How acquired P—Purchase D—Donation	(c) Date acquired (mo , day, yr )	(d) Date sold (mo , day, yr )
39 MCGRAW HILL COS INC		2014-09-15	2014-09-26
3 MCKESSON HBOC INC COM		2012-08-16	2014-03-14
2 MCKESSON HBOC INC COM		2012-08-16	2014-03-25
2 MCKESSON HBOC INC COM		2012-08-16	2014-03-25
80 MCKESSON HBOC INC COM		2013-11-20	2014-11-24
32 MEAD JOHNSON NUTRITION CO		2013-12-20	2014-10-17
37 MEAD JOHNSON NUTRITION CO		2014-02-24	2014-11-24
136 MEAD JOHNSON NUTRITION CO		2013-11-20	2014-11-24
56 MEDICAL PPTYS TR INC		2013-04-16	2014-06-23
41 MEDICAL PPTYS TR INC		2013-08-08	2014-06-23

Form 990PF Part IV - Capital Gains and Losses for Tax on Investment Income - Columns e - h

(e) Gross sales price	(f) Depreciation allowed (or allowable)	(g) Cost or other basis plus expense of sale	(h) Gain or (loss) (e) plus (f) minus (g)
3,280		3,265	15
546		266	280
351		177	174
354		177	177
16,753		10,881	5,872
3,167		2,655	512
3,726		3,023	703
13,695		10,700	2,995
730		883	-153
535		565	-30

Form 990PF Part IV - Capital Gains and Losses for Tax on Investment Income - Columns i - l

Complete only for assets showing gain in column (h) and owned by the foundation on 12/31/69			(l) Gains (Col (h) gain minus col (k), but not less than -0-) or Losses (from col (h))
(i) F M V as of 12/31/69	(j) Adjusted basis as of 12/31/69	(k) Excess of col (i) over col (j), if any	
			15
			280
			174
			177
			5,872
			512
			703
			2,995
			-153
			-30

Form 990PF Part IV - Capital Gains and Losses for Tax on Investment Income - Columns a - d

(a) List and describe the kind(s) of property sold (e g , real estate, 2-story brick warehouse, or common stock, 200 shs MLC Co )	(b) How acquired P—Purchase D—Donation	(c) Date acquired (mo , day, yr )	(d) Date sold (mo , day, yr )
32 MEMORIAL RESOURCE DEVELOPMEN		2014-08-13	2014-09-26
3 MERCADOLIBRE INC		2013-11-20	2014-01-30
2 MERCADOLIBRE INC		2012-01-19	2014-01-30
24 MERCADOLIBRE INC		2011-09-27	2014-04-17
41 MICHELIN (CGDE) ADR		2013-11-21	2014-07-29
204 MICHELIN (CGDE) ADR		2012-08-09	2014-07-29
337 MICREL INC COM		2012-02-10	2014-06-20
11000 MICROSOFT CORP 2 950% 6/01/14		2012-10-11	2014-02-14
65 MICRON TECHNOLOGY INC COM		2014-09-19	2014-09-26
96 MILLER (HERMAN) INC COM W/RTS ATTACHED EXP 7/12/2009		2013-11-04	2014-03-05

Form 990PF Part IV - Capital Gains and Losses for Tax on Investment Income - Columns e - h

(e) Gross sales price	(f) Depreciation allowed (or allowable)	(g) Cost or other basis plus expense of sale	(h) Gain or (loss) (e) plus (f) minus (g)
846		769	77
290		324	-34
193		168	25
2,039		1,535	504
925		889	36
4,602		2,895	1,707
3,822		3,705	117
11,085		11,559	-474
2,185		1,623	562
2,789		2,923	-134

Form 990PF Part IV - Capital Gains and Losses for Tax on Investment Income - Columns i - l

Complete only for assets showing gain in column (h) and owned by the foundation on 12/31/69			(l) Gains (Col (h) gain minus col (k), but not less than -0-) or Losses (from col (h))
(i) F M V as of 12/31/69	(j) Adjusted basis as of 12/31/69	(k) Excess of col (i) over col (j), if any	
			77
			-34
			25
			504
			36
			1,707
			117
			-474
			562
			-134



Form 990PF Part IV - Capital Gains and Losses for Tax on Investment Income - Columns a - d

(a) List and describe the kind(s) of property sold (e g , real estate, 2-story brick warehouse, or common stock, 200 shs MLC Co )	(b) How acquired P—Purchase D—Donation	(c) Date acquired (mo , day, yr )	(d) Date sold (mo , day, yr )
39 MITSUBISHI ESTATE LTD ADR		2013-09-27	2014-10-17
97 MITSUBISHI UFJ FINANCIAL GROUP INC ADR		2013-03-28	2014-02-12
52 MITSUBISHI UFJ FINANCIAL GROUP INC ADR		2012-02-10	2014-02-12
149 MITSUBISHI UFJ FINANCIAL GROUP INC ADR		2012-02-10	2014-05-01
610 MITSUBISHI UFJ FINANCIAL GROUP INC ADR		2012-02-10	2014-07-29
1 MOHAWK INDS INC COM		2014-01-16	2014-04-17
2 MOHAWK INDS INC COM		2014-01-23	2014-04-17
2 MOHAWK INDS INC COM		2014-01-16	2014-06-17
1 MOHAWK INDS INC COM		2014-01-14	2014-06-17
1 MOHAWK INDS INC COM		2014-01-14	2014-06-17

Form 990PF Part IV - Capital Gains and Losses for Tax on Investment Income - Columns e - h

(e) Gross sales price	(f) Depreciation allowed (or allowable)	(g) Cost or other basis plus expense of sale	(h) Gain or (loss) (e) plus (f) minus (g)
805		1,171	-366
575		577	-2
308		255	53
792		732	60
3,593		2,947	646
135		150	-15
271		298	-27
265		298	-33
132		148	-16
132		147	-15

Form 990PF Part IV - Capital Gains and Losses for Tax on Investment Income - Columns i - l

Complete only for assets showing gain in column (h) and owned by the foundation on 12/31/69			(l) Gains (Col (h) gain minus col (k), but not less than -0-) or Losses (from col (h))
(i) F M V as of 12/31/69	(j) Adjusted basis as of 12/31/69	(k) Excess of col (i) over col (j), if any	
			-366
			-2
			53
			60
			646
			-15
			-27
			-33
			-16
			-15

Form 990PF Part IV - Capital Gains and Losses for Tax on Investment Income - Columns a - d

(a) List and describe the kind(s) of property sold (e g , real estate, 2-story brick warehouse, or common stock, 200 shs MLC Co )	(b) How acquired P—Purchase D—Donation	(c) Date acquired (mo , day, yr )	(d) Date sold (mo , day, yr )
1 MOHAWK INDS INC COM		2014-01-14	2014-06-18
3 MOHAWK INDS INC COM		2014-01-24	2014-06-19
2 MOHAWK INDS INC COM		2014-01-24	2014-06-19
1 MOHAWK INDS INC COM		2014-01-30	2014-06-19
37 MONSTER BEVERAGE CORP		2013-08-09	2014-09-10
54 MONSTER BEVERAGE CORP		2013-11-20	2014-11-13
43 MONSTER BEVERAGE CORP		2013-08-09	2014-11-13
5000 MORGAN STANLEY 6 000% 4/28/15		2011-04-15	2014-10-17
5969 436 MORGAN STANLEY INS FR EMG-I		2014-04-22	2014-09-05
50 MTN GROUP LTD ADR		2014-05-15	2014-10-17

Form 990PF Part IV - Capital Gains and Losses for Tax on Investment Income - Columns e - h

(e) Gross sales price	(f) Depreciation allowed (or allowable)	(g) Cost or other basis plus expense of sale	(h) Gain or (loss) (e) plus (f) minus (g)
132		147	-15
399		433	-34
264		284	-20
133		142	-9
3,383		2,382	1,001
5,802		3,102	2,700
4,620		2,768	1,852
5,140		5,464	-324
129,119		125,000	4,119
1,062		1,076	-14

Form 990PF Part IV - Capital Gains and Losses for Tax on Investment Income - Columns i - l

Complete only for assets showing gain in column (h) and owned by the foundation on 12/31/69			(l) Gains (Col (h) gain minus col (k), but not less than -0-) or Losses (from col (h))
(i) F M V as of 12/31/69	(j) Adjusted basis as of 12/31/69	(k) Excess of col (i) over col (j), if any	
			-15
			-34
			-20
			-9
			1,001
			2,700
			1,852
			-324
			4,119
			-14

Form 990PF Part IV - Capital Gains and Losses for Tax on Investment Income - Columns a - d

(a) List and describe the kind(s) of property sold (e g , real estate, 2-story brick warehouse, or common stock, 200 shs MLC Co )	(b) How acquired P—Purchase D—Donation	(c) Date acquired (mo , day, yr )	(d) Date sold (mo , day, yr )
12 MYRIAD GENETICS INC COM		2013-05-14	2014-03-10
37 MYRIAD GENETICS INC COM		2012-11-16	2014-03-10
148 MYRIAD GENETICS INC COM		2013-08-29	2014-09-10
47 MYRIAD GENETICS INC COM		2013-12-23	2014-09-10
118 NATIONAL OILWELL INC COM		2013-11-20	2014-01-22
2 NATIONAL OILWELL INC COM		2013-11-20	2014-02-11
82 NATIONAL OILWELL INC COM		2013-08-09	2014-11-13
70 NATIONAL OILWELL INC COM		2014-06-06	2014-11-13
2 NESTLE S A SPONSORED ADR REPSTG REG SH		2013-08-06	2014-01-08
5 NESTLE S A SPONSORED ADR REPSTG REG SH		2012-02-10	2014-01-08

Form 990PF Part IV - Capital Gains and Losses for Tax on Investment Income - Columns e - h

(e) Gross sales price	(f) Depreciation allowed (or allowable)	(g) Cost or other basis plus expense of sale	(h) Gain or (loss) (e) plus (f) minus (g)
451		413	38
1,391		1,119	272
5,345		4,051	1,294
1,698		1,124	574
9,120		8,729	391
151		167	-16
5,777		5,341	436
4,931		5,294	-363
146		141	5
364		293	71

Form 990PF Part IV - Capital Gains and Losses for Tax on Investment Income - Columns i - l

Complete only for assets showing gain in column (h) and owned by the foundation on 12/31/69			(l) Gains (Col (h) gain minus col (k), but not less than -0-) or Losses (from col (h))
(i) F M V as of 12/31/69	(j) Adjusted basis as of 12/31/69	(k) Excess of col (i) over col (j), if any	
			38
			272
			1,294
			574
			391
			-16
			436
			-363
			5
			71

Form 990PF Part IV - Capital Gains and Losses for Tax on Investment Income - Columns a - d

(a) List and describe the kind(s) of property sold (e g , real estate, 2-story brick warehouse, or common stock, 200 shs MLC Co )	(b) How acquired P—Purchase D—Donation	(c) Date acquired (mo , day, yr )	(d) Date sold (mo , day, yr )
2 NESTLE S A SPONSORED ADR REPSTG REG SH		2012-02-10	2014-01-09
81 NESTLE S A SPONSORED ADR REPSTG REG SH		2012-02-10	2014-07-29
19 NESTLE S A SPONSORED ADR REPSTG REG SH		2014-05-15	2014-07-29
30 NESTLE S A SPONSORED ADR REPSTG REG SH		2014-02-19	2014-10-17
140 NESTLE S A SPONSORED ADR REPSTG REG SH		2013-11-20	2014-11-24
8 NETFLIX COM INC COM		2014-05-14	2014-09-26
77 NEUSTAR INC		2012-12-27	2014-01-14
30 NEUSTAR INC		2013-04-26	2014-01-14
16 NEW JERSEY RES CORP COM RTS EXP 08/15/2006		2014-06-20	2014-10-17
47 NEWMARKET CORP		2012-02-10	2014-06-20

Form 990PF Part IV - Capital Gains and Losses for Tax on Investment Income - Columns e - h

(e) Gross sales price	(f) Depreciation allowed (or allowable)	(g) Cost or other basis plus expense of sale	(h) Gain or (loss) (e) plus (f) minus (g)
145		117	28
6,143		4,620	1,523
1,441		1,505	-64
2,096		2,225	-129
10,386		9,800	586
3,579		2,802	777
3,678		3,069	609
1,433		1,328	105
843		896	-53
18,080		7,245	10,835

Form 990PF Part IV - Capital Gains and Losses for Tax on Investment Income - Columns i - l

Complete only for assets showing gain in column (h) and owned by the foundation on 12/31/69			(l) Gains (Col (h) gain minus col (k), but not less than -0-) or Losses (from col (h))
(i) F M V as of 12/31/69	(j) Adjusted basis as of 12/31/69	(k) Excess of col (i) over col (j), if any	
			28
			1,523
			-64
			-129
			586
			777
			609
			105
			-53
			10,835

Form 990PF Part IV - Capital Gains and Losses for Tax on Investment Income - Columns a - d

(a) List and describe the kind(s) of property sold (e g , real estate, 2-story brick warehouse, or common stock, 200 shs MLC Co )	(b) How acquired P—Purchase D—Donation	(c) Date acquired (mo , day, yr )	(d) Date sold (mo , day, yr )
439 NOKIA CORP SPONSORED ADR		2014-04-30	2014-07-29
76 NOKIAN TYRES OYJ-UNSPON ADR		2012-03-08	2014-03-12
178 NOKIAN TYRES OYJ-UNSPON ADR		2012-06-27	2014-03-13
10 NOVARTIS AG SPONSORED ADR		2012-02-10	2014-02-19
15 NOVO-NORDIST A S ADR		2014-01-08	2014-02-19
10 NOVO-NORDIST A S ADR		2013-12-30	2014-03-10
3 NOVO-NORDIST A S ADR		2012-02-10	2014-03-10
18 NOVO-NORDIST A S ADR		2012-02-10	2014-03-26
18 NOVO-NORDIST A S ADR		2012-02-10	2014-04-03
18 NOVO-NORDIST A S ADR		2011-04-15	2014-05-01

Form 990PF Part IV - Capital Gains and Losses for Tax on Investment Income - Columns e - h

(e) Gross sales price	(f) Depreciation allowed (or allowable)	(g) Cost or other basis plus expense of sale	(h) Gain or (loss) (e) plus (f) minus (g)
3,601		3,388	213
1,528		1,716	-188
3,519		3,506	13
821		559	262
662		557	105
467		367	100
140		80	60
797		481	316
807		470	337
790		459	331

Form 990PF Part IV - Capital Gains and Losses for Tax on Investment Income - Columns i - l

Complete only for assets showing gain in column (h) and owned by the foundation on 12/31/69			(l) Gains (Col (h) gain minus col (k), but not less than -0-) or Losses (from col (h))
(i) F M V as of 12/31/69	(j) Adjusted basis as of 12/31/69	(k) Excess of col (i) over col (j), if any	
			213
			-188
			13
			262
			105
			100
			60
			316
			337
			331

Form 990PF Part IV - Capital Gains and Losses for Tax on Investment Income - Columns a - d

(a) List and describe the kind(s) of property sold (e g , real estate, 2-story brick warehouse, or common stock, 200 shs MLC Co )	(b) How acquired P—Purchase D—Donation	(c) Date acquired (mo , day, yr )	(d) Date sold (mo , day, yr )
8 NOVO-NORDIST A S ADR		2011-04-15	2014-05-15
10 NOVO-NORDIST A S ADR		2011-04-15	2014-05-16
26 NOVO-NORDIST A S ADR		2014-03-03	2014-10-17
57 NOVO-NORDIST A S ADR		2014-07-29	2014-10-28
10 NOVO-NORDIST A S ADR		2011-04-15	2014-10-28
34 NOW INC/SH		2013-11-20	2014-06-06
25 NOW INC/SH		2013-08-09	2014-06-17
26 NUVASIVE INC		2014-06-20	2014-10-17
46 OFG BANCORP		2014-06-20	2014-10-17
247 OFG BANCORP		2014-06-20	2014-11-03

Form 990PF Part IV - Capital Gains and Losses for Tax on Investment Income - Columns e - h

(e) Gross sales price	(f) Depreciation allowed (or allowable)	(g) Cost or other basis plus expense of sale	(h) Gain or (loss) (e) plus (f) minus (g)
339		204	135
423		255	168
1,153		1,218	-65
2,510		2,639	-129
440		255	185
1,128		1,059	69
8		7	1
894		920	-26
673		861	-188
3,780		4,621	-841

Form 990PF Part IV - Capital Gains and Losses for Tax on Investment Income - Columns i - l

Complete only for assets showing gain in column (h) and owned by the foundation on 12/31/69			(l) Gains (Col (h) gain minus col (k), but not less than -0-) or Losses (from col (h))
(i) F M V as of 12/31/69	(j) Adjusted basis as of 12/31/69	(k) Excess of col (i) over col (j), if any	
			135
			168
			-65
			-129
			185
			69
			1
			-26
			-188
			-841

Form 990PF Part IV - Capital Gains and Losses for Tax on Investment Income - Columns a - d

(a) List and describe the kind(s) of property sold (e g , real estate, 2-story brick warehouse, or common stock, 200 shs MLC Co )	(b) How acquired P—Purchase D—Donation	(c) Date acquired (mo , day, yr )	(d) Date sold (mo , day, yr )
34 OCEANEERING INTL INC COMMON		2013-08-12	2014-10-17
83 OCEANEERING INTL INC COMMON		2014-04-25	2014-11-13
103 OCEANEERING INTL INC COMMON		2013-08-12	2014-11-13
7 OCWEN FINL CORP NEW		2014-02-21	2014-05-01
5 OCWEN FINL CORP NEW		2014-03-03	2014-05-05
4 OCWEN FINL CORP NEW		2014-03-03	2014-05-05
4 OCWEN FINL CORP NEW		2014-02-27	2014-05-06
101 OLD DOMINION FREIGHT LINES INC		2013-05-21	2014-02-06
286 OLD DOMINION FREIGHT LINES INC		2012-02-10	2014-06-20
87 OLD DOMINION FREIGHT LINES INC		2010-11-18	2014-07-11

Form 990PF Part IV - Capital Gains and Losses for Tax on Investment Income - Columns e - h

(e) Gross sales price	(f) Depreciation allowed (or allowable)	(g) Cost or other basis plus expense of sale	(h) Gain or (loss) (e) plus (f) minus (g)
2,125		2,765	-640
5,625		6,346	-721
6,980		8,377	-1,397
247		266	-19
168		189	-21
135		149	-14
133		148	-15
5,302		4,318	984
18,302		7,435	10,867
5,373		1,642	3,731

Form 990PF Part IV - Capital Gains and Losses for Tax on Investment Income - Columns i - l

Complete only for assets showing gain in column (h) and owned by the foundation on 12/31/69			(l) Gains (Col (h) gain minus col (k), but not less than -0-) or Losses (from col (h))
(i) F M V as of 12/31/69	(j) Adjusted basis as of 12/31/69	(k) Excess of col (i) over col (j), if any	
			-640
			-721
			-1,397
			-19
			-21
			-14
			-15
			984
			10,867
			3,731

Form 990PF Part IV - Capital Gains and Losses for Tax on Investment Income - Columns a - d

(a) List and describe the kind(s) of property sold (e g , real estate, 2-story brick warehouse, or common stock, 200 shs MLC Co )	(b) How acquired P—Purchase D—Donation	(c) Date acquired (mo , day, yr )	(d) Date sold (mo , day, yr )
43 OLD DOMINION FREIGHT LINES INC		2014-03-24	2014-09-26
444 OLIN CORP NEW COM W/RTS ATTACHED EXP 02/27/2006		2013-12-10	2014-06-20
127 OLYMPUS CORPORATION - ADR		2014-05-28	2014-07-29
39 OMNIVISION TECHNOLOGIES INC COM		2014-07-11	2014-10-17
7 ORACLE CORP COM		2013-11-20	2014-08-06
272 ORACLE CORP COM		2013-11-20	2014-11-24
106 OWENS ILLINOIS INC COM NEW		2013-04-26	2014-01-30
91 PDL BIOPHARMA INC		2014-06-20	2014-10-17
84 PGT INC		2014-08-25	2014-10-17
432 PGT INC		2014-08-25	2014-12-10

Form 990PF Part IV - Capital Gains and Losses for Tax on Investment Income - Columns e - h

(e) Gross sales price	(f) Depreciation allowed (or allowable)	(g) Cost or other basis plus expense of sale	(h) Gain or (loss) (e) plus (f) minus (g)
2,974		2,219	755
12,325		12,207	118
4,581		3,902	679
1,011		852	159
281		244	37
11,280		9,178	2,102
3,429		2,869	560
738		897	-159
788		886	-98
4,019		4,559	-540

Form 990PF Part IV - Capital Gains and Losses for Tax on Investment Income - Columns i - l

Complete only for assets showing gain in column (h) and owned by the foundation on 12/31/69			(l) Gains (Col (h) gain minus col (k), but not less than -0-) or Losses (from col (h))
(i) F M V as of 12/31/69	(j) Adjusted basis as of 12/31/69	(k) Excess of col (i) over col (j), if any	
			755
			118
			679
			159
			37
			2,102
			560
			-159
			-98
			-540



Form 990PF Part IV - Capital Gains and Losses for Tax on Investment Income - Columns a - d

(a) List and describe the kind(s) of property sold (e g , real estate, 2-story brick warehouse, or common stock, 200 shs MLC Co )	(b) How acquired P—Purchase D—Donation	(c) Date acquired (mo , day, yr )	(d) Date sold (mo , day, yr )
6 PVH CORP		2014-01-02	2014-03-13
3 PVH CORP		2013-11-22	2014-03-14
2 PVH CORP		2013-11-22	2014-03-14
2 PVH CORP		2013-11-22	2014-03-14
2 PVH CORP		2013-12-20	2014-03-17
1 PVH CORP		2013-12-20	2014-03-17
58 BANK MANDIRI TBK UNSPON ADR		2013-02-08	2014-01-27
37 BANK MANDIRI TBK UNSPON ADR		2013-07-30	2014-01-28
45 BANK MANDIRI TBK UNSPON ADR		2013-01-25	2014-01-28
45 BANK MANDIRI TBK UNSPON ADR		2013-07-30	2014-01-29

Form 990PF Part IV - Capital Gains and Losses for Tax on Investment Income - Columns e - h

(e) Gross sales price	(f) Depreciation allowed (or allowable)	(g) Cost or other basis plus expense of sale	(h) Gain or (loss) (e) plus (f) minus (g)
707		798	-91
344		397	-53
233		264	-31
232		264	-32
230		263	-33
115		131	-16
387		527	-140
248		330	-82
301		398	-97
309		380	-71

Form 990PF Part IV - Capital Gains and Losses for Tax on Investment Income - Columns i - l

Complete only for assets showing gain in column (h) and owned by the foundation on 12/31/69			(l) Gains (Col (h) gain minus col (k), but not less than -0-) or Losses (from col (h))
(i) F M V as of 12/31/69	(j) Adjusted basis as of 12/31/69	(k) Excess of col (i) over col (j), if any	
			-91
			-53
			-31
			-32
			-33
			-16
			-140
			-82
			-97
			-71

Form 990PF Part IV - Capital Gains and Losses for Tax on Investment Income - Columns a - d

(a) List and describe the kind(s) of property sold (e g , real estate, 2-story brick warehouse, or common stock, 200 shs MLC Co )	(b) How acquired P—Purchase D—Donation	(c) Date acquired (mo , day, yr )	(d) Date sold (mo , day, yr )
74 PACIFIC RUBIALES ENERGY CORP		2013-08-08	2014-05-23
16 PACIFIC RUBIALES ENERGY CORP		2013-05-23	2014-07-10
12 PACIFIC RUBIALES ENERGY CORP		2013-08-07	2014-07-10
41 PACIFIC RUBIALES ENERGY CORP		2013-05-23	2014-07-11
46 PACIFIC RUBIALES ENERGY CORP		2013-07-12	2014-07-14
52 PACIFIC RUBIALES ENERGY CORP		2013-12-20	2014-07-14
17 PALO ALTO NETWORKS INC		2014-07-24	2014-09-26
1555 694 PARTNERS GROUP PRIV EQ TEI LLC (RF)		2010-11-22	2014-09-30
187 PEARSON PLC SPONSORED ADR		2012-05-24	2014-07-29
19 PEBBLEBROOK HOTEL TRUST		2013-11-06	2014-10-17

Form 990PF Part IV - Capital Gains and Losses for Tax on Investment Income - Columns e - h

(e) Gross sales price	(f) Depreciation allowed (or allowable)	(g) Cost or other basis plus expense of sale	(h) Gain or (loss) (e) plus (f) minus (g)
1,356		1,562	-206
314		330	-16
235		249	-14
793		845	-52
873		907	-34
987		915	72
1,645		1,393	252
25,000		16,850	8,150
3,633		3,482	151
724		561	163

Form 990PF Part IV - Capital Gains and Losses for Tax on Investment Income - Columns i - l

Complete only for assets showing gain in column (h) and owned by the foundation on 12/31/69			(l) Gains (Col (h) gain minus col (k), but not less than -0-) or Losses (from col (h))
(i) F M V as of 12/31/69	(j) Adjusted basis as of 12/31/69	(k) Excess of col (i) over col (j), if any	
			-206
			-16
			-14
			-52
			-34
			72
			252
			8,150
			151
			163

Form 990PF Part IV - Capital Gains and Losses for Tax on Investment Income - Columns a - d

(a) List and describe the kind(s) of property sold (e g , real estate, 2-story brick warehouse, or common stock, 200 shs MLC Co )	(b) How acquired P—Purchase D—Donation	(c) Date acquired (mo , day, yr )	(d) Date sold (mo , day, yr )
18 PEBBLEBROOK HOTEL TRUST		2013-08-08	2014-10-17
44 PENNSYLVANIA REAL ESTATE INVT TR SH BEN INT W/RIGHTS ATTACHED EXP		2012-12-27	2014-02-19
42 PENNSYLVANIA REAL ESTATE INVT TR SH BEN INT W/RIGHTS ATTACHED EXP		2012-10-31	2014-03-04
99 PERNOD-RICARD SA-UNSPON ADR		2014-07-17	2014-07-29
196 PETROLEO BRASILEIRO SA PETROBRAS ADR		2012-10-03	2014-01-13
188 PETROLEUM GEO-SVCS ASA NEW ADR		2014-07-29	2014-09-22
143 PETSMART INC COM W/RTS ATTACHED EXP 08/2		2014-10-20	2014-12-23
32 PHARMERICA CORP		2014-06-20	2014-10-17
1 PIONEER NAT RES CO COM W/RIGHTS ATTACHED EXP 7/31/2011		2013-11-22	2014-04-17
1 PIONEER NAT RES CO COM W/RIGHTS ATTACHED EXP 7/31/2011		2013-11-22	2014-06-30

Form 990PF Part IV - Capital Gains and Losses for Tax on Investment Income - Columns e - h

(e) Gross sales price	(f) Depreciation allowed (or allowable)	(g) Cost or other basis plus expense of sale	(h) Gain or (loss) (e) plus (f) minus (g)
686		491	195
852		753	99
763		687	76
2,277		2,351	-74
2,468		4,510	-2,042
1,142		1,639	-497
11,599		9,605	1,994
820		931	-111
203		184	19
229		184	45

Form 990PF Part IV - Capital Gains and Losses for Tax on Investment Income - Columns i - l

Complete only for assets showing gain in column (h) and owned by the foundation on 12/31/69			(l) Gains (Col (h) gain minus col (k), but not less than -0-) or Losses (from col (h))
(i) F M V as of 12/31/69	(j) Adjusted basis as of 12/31/69	(k) Excess of col (i) over col (j), if any	
			195
			99
			76
			-74
			-2,042
			-497
			1,994
			-111
			19
			45

Form 990PF Part IV - Capital Gains and Losses for Tax on Investment Income - Columns a - d

(a) List and describe the kind(s) of property sold (e g , real estate, 2-story brick warehouse, or common stock, 200 shs MLC Co )	(b) How acquired P—Purchase D—Donation	(c) Date acquired (mo , day, yr )	(d) Date sold (mo , day, yr )
9 PIONEER NAT RES CO COM W/RIGHTS ATTACHED EXP 7/31/2011		2013-11-22	2014-09-26
12 PRAXAIR INC COM		2013-11-20	2014-02-24
78 PRAXAIR INC COM		2013-11-20	2014-04-04
56 PRAXAIR INC COM		2011-06-01	2014-04-04
17 PRECISION CASTPARTS CORP COM W/RIGHTS ATTACHED EXPIRING		2014-04-04	2014-10-17
78 PRECISION CASTPARTS CORP COM W/RIGHTS ATTACHED EXPIRING		2013-10-02	2014-11-13
11 PRECISION CASTPARTS CORP COM W/RIGHTS ATTACHED EXPIRING		2013-11-20	2014-11-13
1 THE PRICELINE GROUP INC		2014-01-22	2014-02-24
3 THE PRICELINE GROUP INC		2014-01-22	2014-10-17
18 THE PRICELINE GROUP INC		2013-11-20	2014-11-24

Form 990PF Part IV - Capital Gains and Losses for Tax on Investment Income - Columns e - h

(e) Gross sales price	(f) Depreciation allowed (or allowable)	(g) Cost or other basis plus expense of sale	(h) Gain or (loss) (e) plus (f) minus (g)
1,761		1,657	104
1,530		1,502	28
10,198		9,476	722
7,322		5,831	1,491
3,846		4,319	-473
17,667		16,854	813
2,492		2,777	-285
1,316		1,211	105
3,238		3,534	-296
20,870		17,959	2,911

Form 990PF Part IV - Capital Gains and Losses for Tax on Investment Income - Columns i - l

Complete only for assets showing gain in column (h) and owned by the foundation on 12/31/69			(l) Gains (Col (h) gain minus col (k), but not less than -0-) or Losses (from col (h))
(i) F M V as of 12/31/69	(j) Adjusted basis as of 12/31/69	(k) Excess of col (i) over col (j), if any	
			104
			28
			722
			1,491
			-473
			813
			-285
			105
			-296
			2,911

Form 990PF Part IV - Capital Gains and Losses for Tax on Investment Income - Columns a - d

(a) List and describe the kind(s) of property sold (e g , real estate, 2-story brick warehouse, or common stock, 200 shs MLC Co )	(b) How acquired P—Purchase D—Donation	(c) Date acquired (mo , day, yr )	(d) Date sold (mo , day, yr )
145 PRICESMART INC COM		2012-02-10	2014-06-20
20 PROASSURANCE CORPORATION COMMON		2014-06-20	2014-10-17
10000 PROCTOR & GAMBLE CO 4 950% 8/15/14		2012-10-11	2014-08-15
64 PROLOGIS INC		2013-08-08	2014-01-29
61 PROLOGIS INC		2013-08-08	2014-10-17
1 PROTO LABS INC		2014-02-20	2014-07-01
1 PROTO LABS INC		2014-02-20	2014-07-18
158 PROTO LABS INC		2014-09-26	2014-11-19
52 PRUDENTIAL PLC ADR		2014-07-29	2014-09-16
10 PUBLIC STORAGE INC COM		2013-08-08	2014-10-17

Form 990PF Part IV - Capital Gains and Losses for Tax on Investment Income - Columns e - h

(e) Gross sales price	(f) Depreciation allowed (or allowable)	(g) Cost or other basis plus expense of sale	(h) Gain or (loss) (e) plus (f) minus (g)
12,684		7,372	5,312
879		899	-20
10,000		10,834	-834
2,362		2,408	-46
2,377		2,216	161
86		78	8
80		78	2
10,064		10,584	-520
2,386		2,470	-84
1,718		1,612	106

Form 990PF Part IV - Capital Gains and Losses for Tax on Investment Income - Columns i - l

Complete only for assets showing gain in column (h) and owned by the foundation on 12/31/69			(l) Gains (Col (h) gain minus col (k), but not less than -0-) or Losses (from col (h))
(i) F M V as of 12/31/69	(j) Adjusted basis as of 12/31/69	(k) Excess of col (i) over col (j), if any	
			5,312
			-20
			-834
			-46
			161
			8
			2
			-520
			-84
			106

Form 990PF Part IV - Capital Gains and Losses for Tax on Investment Income - Columns a - d

(a) List and describe the kind(s) of property sold (e g , real estate, 2-story brick warehouse, or common stock, 200 shs MLC Co )	(b) How acquired P—Purchase D—Donation	(c) Date acquired (mo , day, yr )	(d) Date sold (mo , day, yr )
30 PUBLICIS S A NEW SPONSORED ADR		2013-11-26	2014-05-14
13 PUBLICIS S A NEW SPONSORED ADR		2013-11-26	2014-05-15
20 PUBLICIS S A NEW SPONSORED ADR		2013-01-28	2014-05-15
376 PUBLICIS S A NEW SPONSORED ADR		2013-01-28	2014-07-29
3 PUMA BIOTECHNOLOGY INC		2014-07-30	2014-09-26
32 QTS REALTY TRUST INC-CL A		2014-06-20	2014-10-17
47 QUALCOMM INC COM W/RTS ATTACHED		2013-11-20	2014-01-15
15 QUALCOMM INC COM W/RTS ATTACHED		2013-08-12	2014-01-28
7 QUALCOMM INC COM W/RTS ATTACHED		2013-08-12	2014-03-27
7 QUALCOMM INC COM W/RTS ATTACHED		2013-08-12	2014-04-21

Form 990PF Part IV - Capital Gains and Losses for Tax on Investment Income - Columns e - h

(e) Gross sales price	(f) Depreciation allowed (or allowable)	(g) Cost or other basis plus expense of sale	(h) Gain or (loss) (e) plus (f) minus (g)
617		663	-46
264		287	-23
405		331	74
6,888		4,835	2,053
717		661	56
1,043		924	119
3,501		3,174	327
1,083		996	87
555		465	90
566		465	101

Form 990PF Part IV - Capital Gains and Losses for Tax on Investment Income - Columns i - l

Complete only for assets showing gain in column (h) and owned by the foundation on 12/31/69			(l) Gains (Col (h) gain minus col (k), but not less than -0-) or Losses (from col (h))
(i) F M V as of 12/31/69	(j) Adjusted basis as of 12/31/69	(k) Excess of col (i) over col (j), if any	
			-46
			-23
			74
			2,053
			56
			119
			327
			87
			90
			101

Form 990PF Part IV - Capital Gains and Losses for Tax on Investment Income - Columns a - d

(a) List and describe the kind(s) of property sold (e g , real estate, 2-story brick warehouse, or common stock, 200 shs MLC Co )	(b) How acquired P—Purchase D—Donation	(c) Date acquired (mo , day, yr )	(d) Date sold (mo , day, yr )
44 QUALCOMM INC COM W/RTS ATTACHED		2013-08-12	2014-10-17
5 QUANTA SVCS INC COM W/RIGHTS ATTACHED EXP 3/8/2010		2014-05-06	2014-08-13
6 QUANTA SVCS INC COM W/RIGHTS ATTACHED EXP 3/8/2010		2014-02-04	2014-08-13
46 QUANTA SVCS INC COM W/RIGHTS ATTACHED EXP 3/8/2010		2013-11-22	2014-09-26
60 QUESTCOR PHARMACEUTICALS INC		2013-12-23	2014-04-08
45 QUESTCOR PHARMACEUTICALS INC		2012-12-27	2014-04-08
50 RPX CORP		2014-06-20	2014-10-17
92 RF MICRO DEVICES INC COM		2014-06-20	2014-10-17
85 RF MICRO DEVICES INC COM		2014-06-20	2014-11-18
12 RAMCO-GERSHENSON PPTYS TR COM		2013-08-08	2014-01-29

Form 990PF Part IV - Capital Gains and Losses for Tax on Investment Income - Columns e - h

(e) Gross sales price	(f) Depreciation allowed (or allowable)	(g) Cost or other basis plus expense of sale	(h) Gain or (loss) (e) plus (f) minus (g)
3,191		2,920	271
174		160	14
209		178	31
1,667		1,347	320
4,843		3,211	1,632
3,632		1,440	2,192
724		867	-143
934		901	33
1,179		832	347
186		185	1

Form 990PF Part IV - Capital Gains and Losses for Tax on Investment Income - Columns i - l

Complete only for assets showing gain in column (h) and owned by the foundation on 12/31/69			(l) Gains (Col (h) gain minus col (k), but not less than -0-) or Losses (from col (h))
(i) F M V as of 12/31/69	(j) Adjusted basis as of 12/31/69	(k) Excess of col (i) over col (j), if any	
			271
			14
			31
			320
			1,632
			2,192
			-143
			33
			347
			1

Form 990PF Part IV - Capital Gains and Losses for Tax on Investment Income - Columns a - d

(a) List and describe the kind(s) of property sold (e g , real estate, 2-story brick warehouse, or common stock, 200 shs MLC Co )	(b) How acquired P—Purchase D—Donation	(c) Date acquired (mo , day, yr )	(d) Date sold (mo , day, yr )
1 RAMCO-GERSHENSON PPTYS TR COM		2013-08-08	2014-05-30
25 RAMCO-GERSHENSON PPTYS TR COM		2011-11-21	2014-05-30
41 RECKITT BENCKIS/S ADR		2012-02-10	2014-04-30
358 RECKITT BENCKIS/S ADR		2012-02-10	2014-07-29
1 REGENERON PHARMACEUTICALS INC COM W/RTS ATTACHED EXP		2014-03-17	2014-07-25
5 REGENERON PHARMACEUTICALS INC COM W/RTS ATTACHED EXP		2014-09-19	2014-09-26
46 RELIANCE STL & ALUM CO COM		2012-03-09	2014-04-11
489 RENEWABLE ENERGY GROUP INC		2014-06-20	2014-09-04
2 RESTORATION HARDWARE HOLDINGS		2013-11-22	2014-06-23
1 RESTORATION HARDWARE HOLDINGS		2013-11-22	2014-06-27

Form 990PF Part IV - Capital Gains and Losses for Tax on Investment Income - Columns e - h

(e) Gross sales price	(f) Depreciation allowed (or allowable)	(g) Cost or other basis plus expense of sale	(h) Gain or (loss) (e) plus (f) minus (g)
17		15	2
415		210	205
659		459	200
6,422		3,855	2,567
303		333	-30
1,770		1,652	118
3,151		2,516	635
5,543		5,527	16
178		149	29
92		74	18

Form 990PF Part IV - Capital Gains and Losses for Tax on Investment Income - Columns i - l

Complete only for assets showing gain in column (h) and owned by the foundation on 12/31/69			(l) Gains (Col (h) gain minus col (k), but not less than -0-) or Losses (from col (h))
(i) F M V as of 12/31/69	(j) Adjusted basis as of 12/31/69	(k) Excess of col (i) over col (j), if any	
			2
			205
			200
			2,567
			-30
			118
			635
			16
			29
			18



Form 990PF Part IV - Capital Gains and Losses for Tax on Investment Income - Columns a - d

(a) List and describe the kind(s) of property sold (e g , real estate, 2-story brick warehouse, or common stock, 200 shs MLC Co )	(b) How acquired P—Purchase D—Donation	(c) Date acquired (mo , day, yr )	(d) Date sold (mo , day, yr )
2 RESTORATION HARDWARE HOLDINGS		2013-11-22	2014-07-14
2 RESTORATION HARDWARE HOLDINGS		2013-11-22	2014-07-15
2 RESTORATION HARDWARE HOLDINGS		2013-11-22	2014-09-03
7 RESTORATION HARDWARE HOLDINGS		2013-11-22	2014-09-04
4 RESTORATION HARDWARE HOLDINGS		2013-11-22	2014-09-04
3 RESTORATION HARDWARE HOLDINGS		2014-03-13	2014-09-04
2 RESTORATION HARDWARE HOLDINGS		2013-12-23	2014-09-05
23 RETAIL PROPERTIES OF AME-A		2014-07-07	2014-10-08
26 RETAIL PROPERTIES OF AME-A		2013-08-08	2014-10-08
14 RETAIL PROPERTIES OF AME-A		2012-04-09	2014-10-09

Form 990PF Part IV - Capital Gains and Losses for Tax on Investment Income - Columns e - h

(e) Gross sales price	(f) Depreciation allowed (or allowable)	(g) Cost or other basis plus expense of sale	(h) Gain or (loss) (e) plus (f) minus (g)
171		149	22
169		149	20
164		149	15
570		520	50
327		297	30
242		204	38
164		133	31
341		355	-14
386		212	174
210		107	103

Form 990PF Part IV - Capital Gains and Losses for Tax on Investment Income - Columns i - l

Complete only for assets showing gain in column (h) and owned by the foundation on 12/31/69			(l) Gains (Col (h) gain minus col (k), but not less than -0-) or Losses (from col (h))
(i) F M V as of 12/31/69	(j) Adjusted basis as of 12/31/69	(k) Excess of col (i) over col (j), if any	
			22
			20
			15
			50
			30
			38
			31
			-14
			174
			103

Form 990PF Part IV - Capital Gains and Losses for Tax on Investment Income - Columns a - d

(a) List and describe the kind(s) of property sold (e g , real estate, 2-story brick warehouse, or common stock, 200 shs MLC Co )	(b) How acquired P—Purchase D—Donation	(c) Date acquired (mo , day, yr )	(d) Date sold (mo , day, yr )
158 RITCHIE BROS AUCTIONEERS INC COM		2012-06-07	2014-06-20
30 RITE AID CORP COM		2013-11-22	2014-01-03
23 RITE AID CORP COM		2013-11-22	2014-01-08
28 RITE AID CORP COM		2013-11-22	2014-01-08
58 RITE AID CORP COM		2013-11-22	2014-01-08
28 RITE AID CORP COM		2013-11-22	2014-01-08
29 RITE AID CORP COM		2013-11-22	2014-01-09
11 ROCHE HLDG LTD SPONSORED ADR		2013-12-19	2014-02-19
22 ROCHE HLDG LTD SPONSORED ADR		2013-12-19	2014-04-30
138 ROCHE HLDG LTD SPONSORED ADR		2013-07-05	2014-07-29

Form 990PF Part IV - Capital Gains and Losses for Tax on Investment Income - Columns e - h

(e) Gross sales price	(f) Depreciation allowed (or allowable)	(g) Cost or other basis plus expense of sale	(h) Gain or (loss) (e) plus (f) minus (g)
3,898		3,135	763
164		163	1
126		125	1
153		152	1
321		314	7
156		152	4
164		157	7
819		741	78
801		699	102
5,055		4,129	926

Form 990PF Part IV - Capital Gains and Losses for Tax on Investment Income - Columns i - l

Complete only for assets showing gain in column (h) and owned by the foundation on 12/31/69			(l) Gains (Col (h) gain minus col (k), but not less than -0-) or Losses (from col (h))
(i) F M V as of 12/31/69	(j) Adjusted basis as of 12/31/69	(k) Excess of col (i) over col (j), if any	
			763
			1
			1
			1
			7
			4
			7
			78
			102
			926

Form 990PF Part IV - Capital Gains and Losses for Tax on Investment Income - Columns a - d

(a) List and describe the kind(s) of property sold (e g , real estate, 2-story brick warehouse, or common stock, 200 shs MLC Co )	(b) How acquired P—Purchase D—Donation	(c) Date acquired (mo , day, yr )	(d) Date sold (mo , day, yr )
54 ROCHE HLDG LTD SPONSORED ADR		2014-02-19	2014-10-17
197 ROYAL MAIL PLC-UNSP ADR		2014-07-11	2014-07-29
72 RUTH'S HOSPITALITY GROUP		2014-06-20	2014-10-17
119 RYLAND GRP INC COM		2012-12-27	2014-06-05
41 SBA COMMUNICATIONS CORP COM		2014-04-03	2014-09-26
29 RYOHIN KEIKAKU CO-UNSP ADR		2014-07-29	2014-12-04
58 SEI INVT CO COM		2014-08-13	2014-09-26
6 SL GREEN RLTY CORP COM W/RIGHTS ATTACHED EXP 3/5/2010		2013-10-23	2014-10-17
16 SL GREEN RLTY CORP COM W/RIGHTS ATTACHED EXP 3/5/2010		2013-08-08	2014-10-17
71 SABMILLER PLC - ADR		2012-02-10	2014-07-29

Form 990PF Part IV - Capital Gains and Losses for Tax on Investment Income - Columns e - h

(e) Gross sales price	(f) Depreciation allowed (or allowable)	(g) Cost or other basis plus expense of sale	(h) Gain or (loss) (e) plus (f) minus (g)
1,907		2,017	-110
2,817		3,523	-706
776		894	-118
4,426		4,006	420
4,483		3,488	995
675		721	-46
2,096		2,016	80
649		569	80
1,732		1,432	300
4,031		2,592	1,439

Form 990PF Part IV - Capital Gains and Losses for Tax on Investment Income - Columns i - l

Complete only for assets showing gain in column (h) and owned by the foundation on 12/31/69			(l) Gains (Col (h) gain minus col (k), but not less than -0-) or Losses (from col (h))
(i) F M V as of 12/31/69	(j) Adjusted basis as of 12/31/69	(k) Excess of col (i) over col (j), if any	
			-110
			-706
			-118
			420
			995
			-46
			80
			80
			300
			1,439

Form 990PF Part IV - Capital Gains and Losses for Tax on Investment Income - Columns a - d

(a) List and describe the kind(s) of property sold (e g , real estate, 2-story brick warehouse, or common stock, 200 shs MLC Co )	(b) How acquired P—Purchase D—Donation	(c) Date acquired (mo , day, yr )	(d) Date sold (mo , day, yr )
25 SABMILLER PLC - ADR		2013-11-26	2014-07-29
94 SALESFORCE COM INC		2014-03-24	2014-10-17
14 SALESFORCE COM INC		2014-05-22	2014-11-24
511 SALESFORCE COM INC		2013-11-20	2014-11-24
1 SALIX PHARMACEUTICALS LTD COM		2013-12-09	2014-03-05
2 SALIX PHARMACEUTICALS LTD COM		2013-12-09	2014-03-31
2 SALIX PHARMACEUTICALS LTD COM		2013-12-06	2014-04-17
2 SALIX PHARMACEUTICALS LTD COM		2013-12-06	2014-07-01
2 SALIX PHARMACEUTICALS LTD COM		2014-08-22	2014-09-19
13 SALIX PHARMACEUTICALS LTD COM		2013-12-05	2014-09-26

Form 990PF Part IV - Capital Gains and Losses for Tax on Investment Income - Columns e - h

(e) Gross sales price	(f) Depreciation allowed (or allowable)	(g) Cost or other basis plus expense of sale	(h) Gain or (loss) (e) plus (f) minus (g)
1,419		1,272	147
5,214		5,154	60
809		719	90
29,545		23,757	5,788
114		86	28
202		172	30
203		172	31
278		172	106
319		243	76
2,170		1,101	1,069

Form 990PF Part IV - Capital Gains and Losses for Tax on Investment Income - Columns i - l

Complete only for assets showing gain in column (h) and owned by the foundation on 12/31/69			(l) Gains (Col (h) gain minus col (k), but not less than -0-) or Losses (from col (h))
(i) F M V as of 12/31/69	(j) Adjusted basis as of 12/31/69	(k) Excess of col (i) over col (j), if any	
			147
			60
			90
			5,788
			28
			30
			31
			106
			76
			1,069

Form 990PF Part IV - Capital Gains and Losses for Tax on Investment Income - Columns a - d

(a) List and describe the kind(s) of property sold (e g , real estate, 2-story brick warehouse, or common stock, 200 shs MLC Co )	(b) How acquired P—Purchase D—Donation	(c) Date acquired (mo , day, yr )	(d) Date sold (mo , day, yr )
10 SANDERSON FARMS INC COM W/RIGHTS ATTACHED EXP 5/4/2009		2014-06-20	2014-10-17
48 SANDERSON FARMS INC COM W/RIGHTS ATTACHED EXP 5/4/2009		2014-06-20	2014-12-10
37 SANDS CHINA LTD-UNSPONS ADR		2014-07-29	2014-09-03
14 SANDS CHINA LTD-UNSPONS ADR		2014-02-26	2014-10-17
38 SANMINA CORP		2014-06-20	2014-10-17
10 SAP AG SPONSORED ADR		2014-01-09	2014-05-09
33 SAP AG SPONSORED ADR		2011-04-15	2014-05-14
28 SAP AG SPONSORED ADR		2014-02-19	2014-05-14
10 SAP AG SPONSORED ADR		2014-02-05	2014-05-14
10 SAP AG SPONSORED ADR		2010-11-18	2014-06-04

Form 990PF Part IV - Capital Gains and Losses for Tax on Investment Income - Columns e - h

(e) Gross sales price	(f) Depreciation allowed (or allowable)	(g) Cost or other basis plus expense of sale	(h) Gain or (loss) (e) plus (f) minus (g)
776		955	-179
4,326		4,585	-259
2,307		2,764	-457
804		1,140	-336
690		870	-180
753		852	-99
2,535		2,116	419
2,151		2,242	-91
771		817	-46
754		499	255

Form 990PF Part IV - Capital Gains and Losses for Tax on Investment Income - Columns i - l

Complete only for assets showing gain in column (h) and owned by the foundation on 12/31/69			(l) Gains (Col (h) gain minus col (k), but not less than -0-) or Losses (from col (h))
(i) F M V as of 12/31/69	(j) Adjusted basis as of 12/31/69	(k) Excess of col (i) over col (j), if any	
			-179
			-259
			-457
			-336
			-180
			-99
			419
			-91
			-46
			255

Form 990PF Part IV - Capital Gains and Losses for Tax on Investment Income - Columns a - d

(a) List and describe the kind(s) of property sold (e g , real estate, 2-story brick warehouse, or common stock, 200 shs MLC Co )	(b) How acquired P—Purchase D—Donation	(c) Date acquired (mo , day, yr )	(d) Date sold (mo , day, yr )
11 SAP AG SPONSORED ADR		2010-11-18	2014-06-06
17 SAP AG SPONSORED ADR		2010-12-09	2014-06-25
20 SAP AG SPONSORED ADR		2014-08-28	2014-10-17
1 SAP AG SPONSORED ADR		2011-04-15	2014-10-17
73 SAP AG SPONSORED ADR		2014-07-29	2014-10-30
10 SAUL CTRS INC COM		2013-08-08	2014-10-17
8 SCHLUMBERGER LTD COM		2012-02-10	2014-02-19
9 SCHLUMBERGER LTD COM		2013-12-18	2014-02-19
9 SCHLUMBERGER LTD COM		2012-02-10	2014-04-03
7 SCHLUMBERGER LTD COM		2012-02-10	2014-04-17

Form 990PF Part IV - Capital Gains and Losses for Tax on Investment Income - Columns e - h

(e) Gross sales price	(f) Depreciation allowed (or allowable)	(g) Cost or other basis plus expense of sale	(h) Gain or (loss) (e) plus (f) minus (g)
826		549	277
1,310		842	468
1,380		1,558	-178
69		64	5
4,797		5,899	-1,102
490		455	35
728		621	107
819		773	46
884		699	185
702		544	158

Form 990PF Part IV - Capital Gains and Losses for Tax on Investment Income - Columns i - l

Complete only for assets showing gain in column (h) and owned by the foundation on 12/31/69			(l) Gains (Col (h) gain minus col (k), but not less than -0-) or Losses (from col (h))
(i) F M V as of 12/31/69	(j) Adjusted basis as of 12/31/69	(k) Excess of col (i) over col (j), if any	
			277
			468
			-178
			5
			-1,102
			35
			107
			46
			185
			158

Form 990PF Part IV - Capital Gains and Losses for Tax on Investment Income - Columns a - d

(a) List and describe the kind(s) of property sold (e g , real estate, 2-story brick warehouse, or common stock, 200 shs MLC Co )	(b) How acquired P—Purchase D—Donation	(c) Date acquired (mo , day, yr )	(d) Date sold (mo , day, yr )
14 SCHLUMBERGER LTD COM		2012-02-10	2014-05-27
30 SCHLUMBERGER LTD COM		2011-09-22	2014-07-29
41 SCHLUMBERGER LTD COM		2014-03-24	2014-10-03
14 SCHLUMBERGER LTD COM		2014-02-19	2014-10-17
40 SCHLUMBERGER LTD COM		2013-11-20	2014-10-17
7 SCHLUMBERGER LTD COM		2014-01-15	2014-11-24
366 SCHLUMBERGER LTD COM		2013-11-20	2014-11-24
85 SCHNEIDER ELECTRIC SE - ADR		2014-02-19	2014-10-17
82 SCHWAB CHARLES CORP NEW COM		2013-11-20	2014-10-17
430 SCHWAB CHARLES CORP NEW COM		2013-11-20	2014-11-24

Form 990PF Part IV - Capital Gains and Losses for Tax on Investment Income - Columns e - h

(e) Gross sales price	(f) Depreciation allowed (or allowable)	(g) Cost or other basis plus expense of sale	(h) Gain or (loss) (e) plus (f) minus (g)
1,428		1,064	364
3,364		2,187	1,177
4,003		3,786	217
1,317		1,279	38
3,774		3,644	130
686		624	62
35,867		30,354	5,513
1,234		1,491	-257
2,109		2,012	97
12,182		9,557	2,625

Form 990PF Part IV - Capital Gains and Losses for Tax on Investment Income - Columns i - l

Complete only for assets showing gain in column (h) and owned by the foundation on 12/31/69			(l) Gains (Col (h) gain minus col (k), but not less than -0-) or Losses (from col (h))
(i) F M V as of 12/31/69	(j) Adjusted basis as of 12/31/69	(k) Excess of col (i) over col (j), if any	
			364
			1,177
			217
			38
			130
			62
			5,513
			-257
			97
			2,625

Form 990PF Part IV - Capital Gains and Losses for Tax on Investment Income - Columns a - d

(a) List and describe the kind(s) of property sold (e g , real estate, 2-story brick warehouse, or common stock, 200 shs MLC Co )	(b) How acquired P—Purchase D—Donation	(c) Date acquired (mo , day, yr )	(d) Date sold (mo , day, yr )
55 SELECT MEDICAL HOLDINGS CORPORATION		2014-06-20	2014-10-17
3 SENIOR HSG PPTYS TR SH BEN INT		2013-08-08	2014-02-19
84 SENIOR HSG PPTYS TR SH BEN INT		2012-07-11	2014-02-19
771 SERVICE CORP INTL COM		2012-02-10	2014-06-20
40 SERVICE CORP INTL COM		2013-07-30	2014-06-20
1 SERVICENOW INC		2013-11-22	2014-01-17
6 SERVICENOW INC		2014-02-04	2014-04-25
40 SERVICENOW INC		2014-09-04	2014-09-26
43 SERVICENOW INC		2014-03-18	2014-10-17
2 SERVICENOW INC		2013-11-22	2014-11-24

Form 990PF Part IV - Capital Gains and Losses for Tax on Investment Income - Columns e - h

(e) Gross sales price	(f) Depreciation allowed (or allowable)	(g) Cost or other basis plus expense of sale	(h) Gain or (loss) (e) plus (f) minus (g)
659		870	-211
63		74	-11
1,771		1,793	-22
15,636		7,507	8,129
811		749	62
62		55	7
293		366	-73
2,350		2,291	59
2,587		2,913	-326
129		122	7

Form 990PF Part IV - Capital Gains and Losses for Tax on Investment Income - Columns i - l

Complete only for assets showing gain in column (h) and owned by the foundation on 12/31/69			(l) Gains (Col (h) gain minus col (k), but not less than -0-) or Losses (from col (h))
(i) F M V as of 12/31/69	(j) Adjusted basis as of 12/31/69	(k) Excess of col (i) over col (j), if any	
			-211
			-11
			-22
			8,129
			62
			7
			-73
			59
			-326
			7



Form 990PF Part IV - Capital Gains and Losses for Tax on Investment Income - Columns a - d

(a) List and describe the kind(s) of property sold (e g , real estate, 2-story brick warehouse, or common stock, 200 shs MLC Co )	(b) How acquired P—Purchase D—Donation	(c) Date acquired (mo , day, yr )	(d) Date sold (mo , day, yr )
233 SERVICENOW INC		2014-05-08	2014-11-24
1 SHIRE PHARMACEUTICALS GR SPONSORED ADR		2013-11-22	2014-03-12
2 SHIRE PHARMACEUTICALS GR SPONSORED ADR		2013-11-22	2014-03-13
1 SHIRE PHARMACEUTICALS GR SPONSORED ADR		2013-11-22	2014-03-17
1 SHIRE PHARMACEUTICALS GR SPONSORED ADR		2013-11-22	2014-03-17
88 SILVER WHEATON CORP		2013-08-12	2014-02-24
23 SILVER WHEATON CORP		2013-08-12	2014-03-18
314 SILVER WHEATON CORP		2013-11-20	2014-04-16
5 99949 SIMON PPTY GRP INC NEW COM		2013-08-08	2014-01-29
7 00051 SIMON PPTY GRP INC NEW COM		2013-08-08	2014-01-29

Form 990PF Part IV - Capital Gains and Losses for Tax on Investment Income - Columns e - h

(e) Gross sales price	(f) Depreciation allowed (or allowable)	(g) Cost or other basis plus expense of sale	(h) Gain or (loss) (e) plus (f) minus (g)
14,982		13,861	1,121
160		138	22
315		277	38
156		138	18
156		138	18
2,273		2,154	119
596		563	33
6,910		7,394	-484
901		937	-36
1,051		1,093	-42

Form 990PF Part IV - Capital Gains and Losses for Tax on Investment Income - Columns i - l

Complete only for assets showing gain in column (h) and owned by the foundation on 12/31/69			(l) Gains (Col (h) gain minus col (k), but not less than -0-) or Losses (from col (h))
(i) F M V as of 12/31/69	(j) Adjusted basis as of 12/31/69	(k) Excess of col (i) over col (j), if any	
			1,121
			22
			38
			18
			18
			119
			33
			-484
			-36
			-42

Form 990PF Part IV - Capital Gains and Losses for Tax on Investment Income - Columns a - d

(a) List and describe the kind(s) of property sold (e g , real estate, 2-story brick warehouse, or common stock, 200 shs MLC Co )	(b) How acquired P—Purchase D—Donation	(c) Date acquired (mo , day, yr )	(d) Date sold (mo , day, yr )
36 SIMON PPTY GRP INC NEW COM		2013-08-29	2014-10-17
28 SIRIUS XM HOLDINGS INC		2013-11-22	2014-01-08
31 SIRIUS XM HOLDINGS INC		2013-11-22	2014-01-09
84 SIRIUS XM HOLDINGS INC		2013-11-22	2014-01-10
101 SIRIUS XM HOLDINGS INC		2013-11-22	2014-01-10
96 SIRIUS XM HOLDINGS INC		2013-11-22	2014-01-13
82 SIRIUS XM HOLDINGS INC		2013-11-22	2014-01-13
42 SIRIUS XM HOLDINGS INC		2013-11-22	2014-01-14
41 SIRIUS XM HOLDINGS INC		2013-11-22	2014-01-14
21 SKECHERS U S A INC CL A		2014-06-20	2014-10-17

Form 990PF Part IV - Capital Gains and Losses for Tax on Investment Income - Columns e - h

(e) Gross sales price	(f) Depreciation allowed (or allowable)	(g) Cost or other basis plus expense of sale	(h) Gain or (loss) (e) plus (f) minus (g)
6,047		5,342	705
106		104	2
116		115	1
315		312	3
374		376	-2
353		357	-4
303		305	-2
153		156	-3
150		153	-3
1,101		940	161

Form 990PF Part IV - Capital Gains and Losses for Tax on Investment Income - Columns i - l

Complete only for assets showing gain in column (h) and owned by the foundation on 12/31/69			(l) Gains (Col (h) gain minus col (k), but not less than -0-) or Losses (from col (h))
(i) F M V as of 12/31/69	(j) Adjusted basis as of 12/31/69	(k) Excess of col (i) over col (j), if any	
			705
			2
			1
			3
			-2
			-4
			-2
			-3
			-3
			161

Form 990PF Part IV - Capital Gains and Losses for Tax on Investment Income - Columns a - d

(a) List and describe the kind(s) of property sold (e g , real estate, 2-story brick warehouse, or common stock, 200 shs MLC Co )	(b) How acquired P—Purchase D—Donation	(c) Date acquired (mo , day, yr )	(d) Date sold (mo , day, yr )
323 SMITH & WESSON HLDG CORP		2014-06-20	2014-09-04
33 SONOVA HOLDIN-UNSPON ADR		2014-02-19	2014-10-17
129 SOTHEBY'S HLDGS INC CL A		2013-04-26	2014-10-30
112 SOTHEBY'S HLDGS INC CL A		2014-09-26	2014-10-30
13 SOUTHERN COPPER CORP		2014-02-11	2014-07-29
82 SOUTHERN COPPER CORP		2013-03-04	2014-07-29
5 SOUTHWESTERN ENERGY CO COM		2014-04-17	2014-09-19
9 SOUTHWESTERN ENERGY CO COM		2014-04-17	2014-09-19
10 SOUTHWESTERN ENERGY CO COM		2014-06-30	2014-09-19
10 SOUTHWESTERN ENERGY CO COM		2014-06-30	2014-09-19

Form 990PF Part IV - Capital Gains and Losses for Tax on Investment Income - Columns e - h

(e) Gross sales price	(f) Depreciation allowed (or allowable)	(g) Cost or other basis plus expense of sale	(h) Gain or (loss) (e) plus (f) minus (g)
3,495		4,945	-1,450
960		927	33
4,962		4,691	271
4,308		4,007	301
428		413	15
2,697		2,687	10
185		245	-60
332		440	-108
368		464	-96
366		451	-85

Form 990PF Part IV - Capital Gains and Losses for Tax on Investment Income - Columns i - l

Complete only for assets showing gain in column (h) and owned by the foundation on 12/31/69			(l) Gains (Col (h) gain minus col (k), but not less than -0-) or Losses (from col (h))
(i) F M V as of 12/31/69	(j) Adjusted basis as of 12/31/69	(k) Excess of col (i) over col (j), if any	
			-1,450
			33
			271
			301
			15
			10
			-60
			-108
			-96
			-85

Form 990PF Part IV - Capital Gains and Losses for Tax on Investment Income - Columns a - d

(a) List and describe the kind(s) of property sold (e g , real estate, 2-story brick warehouse, or common stock, 200 shs MLC Co )	(b) How acquired P—Purchase D—Donation	(c) Date acquired (mo , day, yr )	(d) Date sold (mo , day, yr )
10 SPLUNK INC		2014-01-06	2014-01-17
36 SPLUNK INC		2014-03-24	2014-10-17
218 SPLUNK INC		2013-11-20	2014-11-24
32 SPLUNK INC		2014-06-04	2014-11-24
56 STARBUCKS CORP COM		2013-11-20	2014-10-17
32 STARBUCKS CORP COM		2014-03-24	2014-11-24
274 STARBUCKS CORP COM		2013-11-20	2014-11-24
321 STILLWATER MNG CO COM		2014-06-20	2014-09-04
20 STONE ENERGY CORP COM/W RIGHTS ATTACHED EXPIRING 9/30/2008		2014-06-20	2014-10-17
98 STONE ENERGY CORP COM/W RIGHTS ATTACHED EXPIRING 9/30/2008		2014-06-20	2014-11-18

Form 990PF Part IV - Capital Gains and Losses for Tax on Investment Income - Columns e - h

(e) Gross sales price	(f) Depreciation allowed (or allowable)	(g) Cost or other basis plus expense of sale	(h) Gain or (loss) (e) plus (f) minus (g)
794		706	88
2,046		2,500	-454
14,561		11,783	2,778
2,137		1,418	719
4,105		4,479	-374
2,577		2,439	138
22,062		20,116	1,946
5,687		5,483	204
504		936	-432
2,127		4,585	-2,458

Form 990PF Part IV - Capital Gains and Losses for Tax on Investment Income - Columns i - l

Complete only for assets showing gain in column (h) and owned by the foundation on 12/31/69			(l) Gains (Col (h) gain minus col (k), but not less than -0-) or Losses (from col (h))
(i) F M V as of 12/31/69	(j) Adjusted basis as of 12/31/69	(k) Excess of col (i) over col (j), if any	
			88
			-454
			2,778
			719
			-374
			138
			1,946
			204
			-432
			-2,458

Form 990PF Part IV - Capital Gains and Losses for Tax on Investment Income - Columns a - d

(a) List and describe the kind(s) of property sold (e g , real estate, 2-story brick warehouse, or common stock, 200 shs MLC Co )	(b) How acquired P—Purchase D—Donation	(c) Date acquired (mo , day, yr )	(d) Date sold (mo , day, yr )
2880 658 STONE HARBOR LOCAL MARKET FD #14604		2014-04-28	2014-12-05
49 STRATEGIC HOTELS & RESORTS INC		2013-08-08	2014-01-29
25 STRATEGIC HOTELS & RESORTS INC		2013-08-08	2014-02-12
14 STRATEGIC HOTELS & RESORTS INC		2012-04-19	2014-02-12
55 STRATEGIC HOTELS & RESORTS INC		2014-05-30	2014-10-17
7 STRATEGIC HOTELS & RESORTS INC		2012-04-19	2014-10-17
55 STURM RUGER & CO INC COM		2013-09-19	2014-06-20
87 STURM RUGER & CO INC COM		2012-02-10	2014-06-20
196 SUMITOMO MITSUI TR-SPON ADR		2013-05-13	2014-05-27
216 SUMITOMO MITSUI TR-SPON ADR		2013-05-10	2014-07-29

Form 990PF Part IV - Capital Gains and Losses for Tax on Investment Income - Columns e - h

(e) Gross sales price	(f) Depreciation allowed (or allowable)	(g) Cost or other basis plus expense of sale	(h) Gain or (loss) (e) plus (f) minus (g)
25,897		28,000	-2,103
450		423	27
233		216	17
130		94	36
637		599	38
81		47	34
3,310		3,366	-56
5,236		1,826	3,410
804		1,134	-330
931		1,238	-307

Form 990PF Part IV - Capital Gains and Losses for Tax on Investment Income - Columns i - l

Complete only for assets showing gain in column (h) and owned by the foundation on 12/31/69			(l) Gains (Col (h) gain minus col (k), but not less than -0-) or Losses (from col (h))
(i) F M V as of 12/31/69	(j) Adjusted basis as of 12/31/69	(k) Excess of col (i) over col (j), if any	
			-2,103
			27
			17
			36
			38
			34
			-56
			3,410
			-330
			-307

Form 990PF Part IV - Capital Gains and Losses for Tax on Investment Income - Columns a - d

(a) List and describe the kind(s) of property sold (e g , real estate, 2-story brick warehouse, or common stock, 200 shs MLC Co )	(b) How acquired P—Purchase D—Donation	(c) Date acquired (mo , day, yr )	(d) Date sold (mo , day, yr )
157 SUMITOMO MITSUI TR-SPON ADR		2014-02-12	2014-07-29
10 SUN CMNTYS INC COM		2014-09-24	2014-10-17
42 SUNSTONE HOTEL INVS INC NEW		2014-04-24	2014-10-17
204 SUNTORY BEVERAGE & FOOD-UADR		2014-06-04	2014-07-29
86 SUSQUEHANNA BANCSHARES INC PA COM		2014-06-20	2014-10-17
446 SUSQUEHANNA BANCSHARES INC PA COM		2014-06-20	2014-11-18
36 SVENSKA HANDELSB-A-UNSP ADR		2014-02-19	2014-10-17
6 SWATCH GROUP AG/THE-UNSP ADR		2012-09-04	2014-01-15
26 SWATCH GROUP AG/THE-UNSP ADR		2012-09-04	2014-04-01
25 SWATCH GROUP AG/THE-UNSP ADR		2011-11-04	2014-04-02

Form 990PF Part IV - Capital Gains and Losses for Tax on Investment Income - Columns e - h

(e) Gross sales price	(f) Depreciation allowed (or allowable)	(g) Cost or other basis plus expense of sale	(h) Gain or (loss) (e) plus (f) minus (g)
677		764	-87
530		523	7
587		582	5
3,811		3,718	93
852		903	-51
5,843		4,683	1,160
798		906	-108
182		125	57
804		540	264
778		495	283

Form 990PF Part IV - Capital Gains and Losses for Tax on Investment Income - Columns i - l

Complete only for assets showing gain in column (h) and owned by the foundation on 12/31/69			(l) Gains (Col (h) gain minus col (k), but not less than -0-) or Losses (from col (h))
(i) F M V as of 12/31/69	(j) Adjusted basis as of 12/31/69	(k) Excess of col (i) over col (j), if any	
			-87
			7
			5
			93
			-51
			1,160
			-108
			57
			264
			283

Form 990PF Part IV - Capital Gains and Losses for Tax on Investment Income - Columns a - d

(a) List and describe the kind(s) of property sold (e g , real estate, 2-story brick warehouse, or common stock, 200 shs MLC Co )	(b) How acquired P—Purchase D—Donation	(c) Date acquired (mo , day, yr )	(d) Date sold (mo , day, yr )
33 SWATCH GROUP AG/THE-UNSP ADR		2011-10-11	2014-05-02
32 SWATCH GROUP AG/THE-UNSP ADR		2011-12-14	2014-05-05
7 SWATCH GROUP AG/THE-UNSP ADR		2012-02-10	2014-10-17
28 SWATCH GROUP AG/THE-UNSP ADR		2014-02-19	2014-10-17
73 SWIFT TRANSPORTATION CO		2014-07-25	2014-09-26
61 SYMRISE AG ADR		2014-06-02	2014-10-17
23 SYNAPTICS INC		2013-07-30	2014-08-15
10 SYNGENTA AG SPONSORED ADR		2013-07-25	2014-01-31
4 SYNGENTA AG SPONSORED ADR		2013-06-28	2014-02-05
3 SYNGENTA AG SPONSORED ADR		2013-06-28	2014-02-24

Form 990PF Part IV - Capital Gains and Losses for Tax on Investment Income - Columns e - h

(e) Gross sales price	(f) Depreciation allowed (or allowable)	(g) Cost or other basis plus expense of sale	(h) Gain or (loss) (e) plus (f) minus (g)
1,021		625	396
983		570	413
161		152	9
643		921	-278
1,521		1,733	-212
800		821	-21
1,861		906	955
705		791	-86
270		311	-41
219		230	-11

Form 990PF Part IV - Capital Gains and Losses for Tax on Investment Income - Columns i - l

Complete only for assets showing gain in column (h) and owned by the foundation on 12/31/69			(l) Gains (Col (h) gain minus col (k), but not less than -0-) or Losses (from col (h))
(i) F M V as of 12/31/69	(j) Adjusted basis as of 12/31/69	(k) Excess of col (i) over col (j), if any	
			396
			413
			9
			-278
			-212
			-21
			955
			-86
			-41
			-11

Form 990PF Part IV - Capital Gains and Losses for Tax on Investment Income - Columns a - d

(a) List and describe the kind(s) of property sold (e g , real estate, 2-story brick warehouse, or common stock, 200 shs MLC Co )	(b) How acquired P—Purchase D—Donation	(c) Date acquired (mo , day, yr )	(d) Date sold (mo , day, yr )
7 SYNGENTA AG SPONSORED ADR		2012-03-26	2014-02-24
16 SYNGENTA AG SPONSORED ADR		2012-03-23	2014-03-06
17 SYNGENTA AG SPONSORED ADR		2012-07-25	2014-03-07
76 SYSMEX CORP-UNSPON ADR		2014-02-19	2014-10-17
2 TRWAUTOMOTIVE HLDGS CORP		2012-10-25	2014-01-14
9 TRWAUTOMOTIVE HLDGS CORP		2012-03-09	2014-08-14
73 TRWAUTOMOTIVE HLDGS CORP		2012-03-09	2014-09-26
2 TABLEAU SOFTWARE INC-CL A		2013-12-19	2014-01-08
6 TABLEAU SOFTWARE INC-CL A		2014-03-25	2014-05-14
6 TABLEAU SOFTWARE INC-CL A		2014-01-24	2014-05-14

Form 990PF Part IV - Capital Gains and Losses for Tax on Investment Income - Columns e - h

(e) Gross sales price	(f) Depreciation allowed (or allowable)	(g) Cost or other basis plus expense of sale	(h) Gain or (loss) (e) plus (f) minus (g)
511		474	37
1,210		1,076	134
1,290		1,113	177
1,366		1,064	302
149		92	57
870		409	461
7,438		3,315	4,123
142		131	11
334		475	-141
333		458	-125

Form 990PF Part IV - Capital Gains and Losses for Tax on Investment Income - Columns i - l

Complete only for assets showing gain in column (h) and owned by the foundation on 12/31/69			(l) Gains (Col (h) gain minus col (k), but not less than -0-) or Losses (from col (h))
(i) F M V as of 12/31/69	(j) Adjusted basis as of 12/31/69	(k) Excess of col (i) over col (j), if any	
			37
			134
			177
			302
			57
			461
			4,123
			11
			-141
			-125



Form 990PF Part IV - Capital Gains and Losses for Tax on Investment Income - Columns a - d

(a) List and describe the kind(s) of property sold (e g , real estate, 2-story brick warehouse, or common stock, 200 shs MLC Co )	(b) How acquired P—Purchase D—Donation	(c) Date acquired (mo , day, yr )	(d) Date sold (mo , day, yr )
5 TABLEAU SOFTWARE INC-CL A		2014-01-28	2014-05-14
21 TABLEAU SOFTWARE INC-CL A		2014-09-19	2014-09-26
38 TAIWAN SEMICONDUCTOR MFG CO LTD SPONSORED ADR		2013-10-24	2014-05-14
45 TAIWAN SEMICONDUCTOR MFG CO LTD SPONSORED ADR		2014-02-19	2014-06-03
35 TAIWAN SEMICONDUCTOR MFG CO LTD SPONSORED ADR		2013-10-24	2014-07-09
69 TAIWAN SEMICONDUCTOR MFG CO LTD SPONSORED ADR		2013-11-06	2014-07-11
25 TAIWAN SEMICONDUCTOR MFG CO LTD SPONSORED ADR		2013-11-06	2014-07-14
137 TAIWAN SEMICONDUCTOR MFG CO LTD SPONSORED ADR		2014-01-08	2014-07-29
68 TAIWAN SEMICONDUCTOR MFG CO LTD SPONSORED ADR		2014-02-19	2014-10-17
2 TARGET CORP COM		2013-08-09	2014-02-11

Form 990PF Part IV - Capital Gains and Losses for Tax on Investment Income - Columns e - h

(e) Gross sales price	(f) Depreciation allowed (or allowable)	(g) Cost or other basis plus expense of sale	(h) Gain or (loss) (e) plus (f) minus (g)
275		374	-99
1,495		1,475	20
786		712	74
952		801	151
782		654	128
1,572		1,269	303
561		456	105
2,825		2,423	402
1,404		1,211	193
114		142	-28

Form 990PF Part IV - Capital Gains and Losses for Tax on Investment Income - Columns i - l

Complete only for assets showing gain in column (h) and owned by the foundation on 12/31/69			(l) Gains (Col (h) gain minus col (k), but not less than -0-) or Losses (from col (h))
(i) F M V as of 12/31/69	(j) Adjusted basis as of 12/31/69	(k) Excess of col (i) over col (j), if any	
			-99
			20
			74
			151
			128
			303
			105
			402
			193
			-28

Form 990PF Part IV - Capital Gains and Losses for Tax on Investment Income - Columns a - d

(a) List and describe the kind(s) of property sold (e g , real estate, 2-story brick warehouse, or common stock, 200 shs MLC Co )	(b) How acquired P—Purchase D—Donation	(c) Date acquired (mo , day, yr )	(d) Date sold (mo , day, yr )
218 TARGET CORP COM		2013-11-20	2014-11-24
50 TARGET CORP COM		2014-06-25	2014-11-24
26 TATA MTRS LTD ADR		2013-04-17	2014-02-28
11 TATA MTRS LTD ADR		2013-04-17	2014-04-29
24 TATA MTRS LTD ADR		2013-04-17	2014-04-30
11 TATA MTRS LTD ADR		2013-04-04	2014-05-01
16 TATA MTRS LTD ADR		2013-04-08	2014-05-02
15 TATA MTRS LTD ADR		2013-04-05	2014-05-05
9 TAUBMAN CTRS INC COM		2012-11-07	2014-10-17
2 TEAM HEALTH HOLDINGS INC		2013-11-22	2014-01-30

Form 990PF Part IV - Capital Gains and Losses for Tax on Investment Income - Columns e - h

(e) Gross sales price	(f) Depreciation allowed (or allowable)	(g) Cost or other basis plus expense of sale	(h) Gain or (loss) (e) plus (f) minus (g)
15,617		14,888	729
3,582		2,907	675
908		660	248
410		274	136
893		585	308
410		262	148
598		380	218
560		351	209
665		706	-41
89		92	-3

Form 990PF Part IV - Capital Gains and Losses for Tax on Investment Income - Columns i - l

Complete only for assets showing gain in column (h) and owned by the foundation on 12/31/69			(l) Gains (Col (h) gain minus col (k), but not less than -0-) or Losses (from col (h))
(i) F M V as of 12/31/69	(j) Adjusted basis as of 12/31/69	(k) Excess of col (i) over col (j), if any	
			729
			675
			248
			136
			308
			148
			218
			209
			-41
			-3

Form 990PF Part IV - Capital Gains and Losses for Tax on Investment Income - Columns a - d

(a) List and describe the kind(s) of property sold (e g , real estate, 2-story brick warehouse, or common stock, 200 shs MLC Co )	(b) How acquired P—Purchase D—Donation	(c) Date acquired (mo , day, yr )	(d) Date sold (mo , day, yr )
2 TEAM HEALTH HOLDINGS INC		2013-11-22	2014-01-31
3 TEAM HEALTH HOLDINGS INC		2013-11-22	2014-02-06
4 TEAM HEALTH HOLDINGS INC		2013-11-22	2014-02-27
3 TEAM HEALTH HOLDINGS INC		2013-11-22	2014-02-28
4 TEAM HEALTH HOLDINGS INC		2013-11-22	2014-02-28
3 TEAM HEALTH HOLDINGS INC		2013-11-22	2014-03-03
4 TEAM HEALTH HOLDINGS INC		2013-11-22	2014-03-03
194 TEJON RANCH CO COM		2012-02-10	2014-06-20
29 TEJON RANCH CO 8/31/16		2012-02-10	2014-06-20
7472 62 TEMPLETON FRONTIER MARKET-AD #674		2012-12-27	2014-04-22

Form 990PF Part IV - Capital Gains and Losses for Tax on Investment Income - Columns e - h

(e) Gross sales price	(f) Depreciation allowed (or allowable)	(g) Cost or other basis plus expense of sale	(h) Gain or (loss) (e) plus (f) minus (g)
87		92	-5
127		139	-12
182		185	-3
136		139	-3
181		185	-4
133		139	-6
179		185	-6
5,894		5,104	790
72			72
138,991		113,000	25,991

Form 990PF Part IV - Capital Gains and Losses for Tax on Investment Income - Columns i - l

Complete only for assets showing gain in column (h) and owned by the foundation on 12/31/69			(l) Gains (Col (h) gain minus col (k), but not less than -0-) or Losses (from col (h))
(i) F M V as of 12/31/69	(j) Adjusted basis as of 12/31/69	(k) Excess of col (i) over col (j), if any	
			-5
			-12
			-3
			-3
			-4
			-6
			-6
			790
			72
			25,991

Form 990PF Part IV - Capital Gains and Losses for Tax on Investment Income - Columns a - d

(a) List and describe the kind(s) of property sold (e g , real estate, 2-story brick warehouse, or common stock, 200 shs MLC Co )	(b) How acquired P—Purchase D—Donation	(c) Date acquired (mo , day, yr )	(d) Date sold (mo , day, yr )
212 TEMPUR SEALY INTERNATIONAL		2013-09-19	2014-06-20
13 TENCENT HOLDINGS LTD-UNS ADR		2010-11-18	2014-01-27
6 TENCENT HOLDINGS LTD-UNS ADR		2010-11-18	2014-03-26
12 TENCENT HOLDINGS LTD-UNS ADR		2010-11-18	2014-04-16
225 TENCENT HOLDINGS LTD-UNS ADR		2011-11-22	2014-07-29
291 TENET HEALTHCARE CORPORATION		2012-02-10	2014-06-20
15 TENET HEALTHCARE CORPORATION		2013-07-30	2014-06-20
267 TESCO PLC SPONSORED ADR		2012-02-10	2014-08-06
55 TESCO PLC SPONSORED ADR		2014-02-19	2014-08-06
3 TEXAS CAP BANCSHARES INC		2014-01-13	2014-04-07

Form 990PF Part IV - Capital Gains and Losses for Tax on Investment Income - Columns e - h

(e) Gross sales price	(f) Depreciation allowed (or allowable)	(g) Cost or other basis plus expense of sale	(h) Gain or (loss) (e) plus (f) minus (g)
12,431		9,421	3,010
821		297	524
430		137	293
809		274	535
3,796		954	2,842
14,081		6,040	8,041
726		666	60
3,296		4,738	-1,442
679		924	-245
188		188	

Form 990PF Part IV - Capital Gains and Losses for Tax on Investment Income - Columns i - l

Complete only for assets showing gain in column (h) and owned by the foundation on 12/31/69			(l) Gains (Col (h) gain minus col (k), but not less than -0-) or Losses (from col (h))
(i) F M V as of 12/31/69	(j) Adjusted basis as of 12/31/69	(k) Excess of col (i) over col (j), if any	
			3,010
			524
			293
			535
			2,842
			8,041
			60
			-1,442
			-245

Form 990PF Part IV - Capital Gains and Losses for Tax on Investment Income - Columns a - d

(a) List and describe the kind(s) of property sold (e g , real estate, 2-story brick warehouse, or common stock, 200 shs MLC Co )	(b) How acquired P—Purchase D—Donation	(c) Date acquired (mo , day, yr )	(d) Date sold (mo , day, yr )
29 TEXAS CAP BANCSHARES INC		2014-01-24	2014-09-26
1 THERMO ELECTRON CORP COM W/RTS ATTACHED EXP 01/29/2006		2013-11-20	2014-02-11
54 THERMO ELECTRON CORP COM W/RTS ATTACHED EXP 01/29/2006		2013-08-09	2014-11-13
37 THERMO ELECTRON CORP COM W/RTS ATTACHED EXP 01/29/2006		2013-11-20	2014-11-13
32 3M CO COM		2013-11-20	2014-02-11
70 3M CO COM		2013-11-20	2014-08-06
29 TIFFANY & CO NEW COM W/RIGHTS ATTACHED EXP 9/17/2008		2013-12-20	2014-10-17
20 TIFFANY & CO NEW COM W/RIGHTS ATTACHED EXP 9/17/2008		2013-11-20	2014-10-24
154 TIFFANY & CO NEW COM W/RIGHTS ATTACHED EXP 9/17/2008		2013-11-20	2014-11-24
70 TIVO INC		2014-06-20	2014-10-17

Form 990PF Part IV - Capital Gains and Losses for Tax on Investment Income - Columns e - h

(e) Gross sales price	(f) Depreciation allowed (or allowable)	(g) Cost or other basis plus expense of sale	(h) Gain or (loss) (e) plus (f) minus (g)
1,644		1,765	-121
121		101	20
6,372		4,994	1,378
4,366		3,745	621
4,201		4,151	50
9,769		8,389	1,380
2,577		2,397	180
1,886		1,633	253
16,091		12,509	3,582
883		879	4

Form 990PF Part IV - Capital Gains and Losses for Tax on Investment Income - Columns i - l

Complete only for assets showing gain in column (h) and owned by the foundation on 12/31/69			(l) Gains (Col (h) gain minus col (k), but not less than -0-) or Losses (from col (h))
(i) F M V as of 12/31/69	(j) Adjusted basis as of 12/31/69	(k) Excess of col (i) over col (j), if any	
			-121
			20
			1,378
			621
			50
			1,380
			180
			253
			3,582
			4

Form 990PF Part IV - Capital Gains and Losses for Tax on Investment Income - Columns a - d

(a) List and describe the kind(s) of property sold (e g , real estate, 2-story brick warehouse, or common stock, 200 shs MLC Co )	(b) How acquired P—Purchase D—Donation	(c) Date acquired (mo , day, yr )	(d) Date sold (mo , day, yr )
83 TOTAL FINA ELF S A SPONSORED ADR		2014-04-17	2014-07-29
67 TOTAL FINA ELF S A SPONSORED ADR		2013-11-20	2014-11-13
100 TOTAL FINA ELF S A SPONSORED ADR		2011-06-01	2014-11-13
27 TOWER INTERNATIONAL INC		2014-06-20	2014-10-17
1 TOWERS WATSON & CO CL A		2013-11-22	2014-07-11
2 TOWERS WATSON & CO CL A		2013-11-22	2014-07-31
15 TOWERS WATSON & CO CL A		2013-11-22	2014-09-26
6 TOYOTA MTR CORP COM (ADR 2)		2014-01-28	2014-07-29
62 TOYOTA MTR CORP COM (ADR 2)		2012-02-10	2014-07-29
125 TRACTOR SUPPLY CO COM		2014-09-26	2014-10-29

Form 990PF Part IV - Capital Gains and Losses for Tax on Investment Income - Columns e - h

(e) Gross sales price	(f) Depreciation allowed (or allowable)	(g) Cost or other basis plus expense of sale	(h) Gain or (loss) (e) plus (f) minus (g)
5,793		5,431	362
3,779		4,003	-224
5,641		5,736	-95
599		939	-340
103		108	-5
205		217	-12
1,503		1,626	-123
727		706	21
7,515		4,810	2,705
9,060		7,953	1,107

Form 990PF Part IV - Capital Gains and Losses for Tax on Investment Income - Columns i - l

Complete only for assets showing gain in column (h) and owned by the foundation on 12/31/69			(l) Gains (Col (h) gain minus col (k), but not less than -0-) or Losses (from col (h))
(i) F M V as of 12/31/69	(j) Adjusted basis as of 12/31/69	(k) Excess of col (i) over col (j), if any	
			362
			-224
			-95
			-340
			-5
			-12
			-123
			21
			2,705
			1,107

Form 990PF Part IV - Capital Gains and Losses for Tax on Investment Income - Columns a - d

(a) List and describe the kind(s) of property sold (e g , real estate, 2-story brick warehouse, or common stock, 200 shs MLC Co )	(b) How acquired P—Purchase D—Donation	(c) Date acquired (mo , day, yr )	(d) Date sold (mo , day, yr )
248 TREDEGAR CORPORATION COM W/RIGHTS ATTACHED EXP 6/30/2009		2012-02-10	2014-06-20
75 TREX CO INC COM		2014-05-08	2014-07-24
251 TURKIYE GARANTI BANKSASI-ADR		2011-04-15	2014-10-17
23 TWITTER INC		2014-07-31	2014-09-26
928 ETRACS ALERIAN MLP UBS AG LDN BR ETN		2013-11-26	2014-04-28
3 US BANCORP DEL COM NEW W/RIGHTS ATTACHED EXP 2/27/2011		2013-11-20	2014-02-11
122 US BANCORP DEL COM NEW W/RIGHTS ATTACHED EXP 2/27/2011		2013-11-20	2014-11-19
183 US BANCORP DEL COM NEW W/RIGHTS ATTACHED EXP 2/27/2011		2013-08-09	2014-11-19
3 UBIQUITI NETWORKS INC		2013-12-23	2014-02-21
8 UBIQUITI NETWORKS INC		2013-12-23	2014-03-10

Form 990PF Part IV - Capital Gains and Losses for Tax on Investment Income - Columns e - h

(e) Gross sales price	(f) Depreciation allowed (or allowable)	(g) Cost or other basis plus expense of sale	(h) Gain or (loss) (e) plus (f) minus (g)
5,733		5,175	558
2,140		2,499	-359
894		1,336	-442
1,201		1,039	162
27,969		26,721	1,248
121		117	4
5,331		4,741	590
7,997		6,798	1,199
152		135	17
378		332	46

Form 990PF Part IV - Capital Gains and Losses for Tax on Investment Income - Columns i - l

Complete only for assets showing gain in column (h) and owned by the foundation on 12/31/69			(l) Gains (Col (h) gain minus col (k), but not less than -0-) or Losses (from col (h))
(i) F M V as of 12/31/69	(j) Adjusted basis as of 12/31/69	(k) Excess of col (i) over col (j), if any	
			558
			-359
			-442
			162
			1,248
			4
			590
			1,199
			17
			46

Form 990PF Part IV - Capital Gains and Losses for Tax on Investment Income - Columns a - d

(a) List and describe the kind(s) of property sold (e g , real estate, 2-story brick warehouse, or common stock, 200 shs MLC Co )	(b) How acquired P—Purchase D—Donation	(c) Date acquired (mo , day, yr )	(d) Date sold (mo , day, yr )
3 UBIQUITI NETWORKS INC		2013-12-16	2014-03-11
4 UBIQUITI NETWORKS INC		2013-12-18	2014-03-11
3 UNDER ARMOUR INC		2014-05-27	2014-07-24
2 UNDER ARMOUR INC		2014-05-27	2014-08-21
2 UNDER ARMOUR INC		2013-11-22	2014-08-22
3 UNDER ARMOUR INC		2013-11-22	2014-09-11
35 UNDER ARMOUR INC		2013-11-22	2014-09-26
338 UNI CHARM CORPORATION ADR		2014-02-19	2014-10-17
9 UNIFIRST CORP MASS		2014-06-20	2014-10-17
21 UNILEVER PLC SPONSORED ADR NEW		2014-02-19	2014-10-17

Form 990PF Part IV - Capital Gains and Losses for Tax on Investment Income - Columns e - h

(e) Gross sales price	(f) Depreciation allowed (or allowable)	(g) Cost or other basis plus expense of sale	(h) Gain or (loss) (e) plus (f) minus (g)
144		120	24
200		160	40
206		148	58
139		99	40
138		81	57
209		121	88
2,433		1,413	1,020
1,484		1,288	196
882		931	-49
845		852	-7

Form 990PF Part IV - Capital Gains and Losses for Tax on Investment Income - Columns i - l

Complete only for assets showing gain in column (h) and owned by the foundation on 12/31/69			(l) Gains (Col (h) gain minus col (k), but not less than -0-) or Losses (from col (h))
(i) F M V as of 12/31/69	(j) Adjusted basis as of 12/31/69	(k) Excess of col (i) over col (j), if any	
			24
			40
			58
			40
			57
			88
			1,020
			196
			-49
			-7



Form 990PF Part IV - Capital Gains and Losses for Tax on Investment Income - Columns a - d

(a) List and describe the kind(s) of property sold (e g , real estate, 2-story brick warehouse, or common stock, 200 shs MLC Co )	(b) How acquired P—Purchase D—Donation	(c) Date acquired (mo , day, yr )	(d) Date sold (mo , day, yr )
74 UNILEVER PLC SPONSORED ADR NEW		2014-07-29	2014-10-24
4 UNION PAC CORP COM		2013-02-01	2014-08-07
182 UNION PAC CORP COM		2013-11-20	2014-11-24
37 UNISYS CORPORATION		2014-06-20	2014-10-17
116 UNIT CORP COM		2013-09-18	2014-01-27
331 UNITED COMMUNITY BANKS INC/GA		2014-06-20	2014-08-25
2 UNITED NAT FOODS INC COM W/RIGHTS ATTACHED EXP 2/22/2010		2014-03-25	2014-06-12
3 UNITED NAT FOODS INC COM W/RIGHTS ATTACHED EXP 2/22/2010		2014-03-25	2014-06-13
3 UNITED NAT FOODS INC COM W/RIGHTS ATTACHED EXP 2/22/2010		2014-04-01	2014-07-23
2 UNITED NAT FOODS INC COM W/RIGHTS ATTACHED EXP 2/22/2010		2014-05-02	2014-07-23

Form 990PF Part IV - Capital Gains and Losses for Tax on Investment Income - Columns e - h

(e) Gross sales price	(f) Depreciation allowed (or allowable)	(g) Cost or other basis plus expense of sale	(h) Gain or (loss) (e) plus (f) minus (g)
2,870		3,314	-444
392		268	124
22,336		13,918	8,418
704		927	-223
5,835		5,456	379
5,607		5,567	40
127		144	-17
188		221	-33
182		212	-30
121		139	-18

Form 990PF Part IV - Capital Gains and Losses for Tax on Investment Income - Columns i - l

Complete only for assets showing gain in column (h) and owned by the foundation on 12/31/69			(l) Gains (Col (h) gain minus col (k), but not less than -0-) or Losses (from col (h))
(i) F M V as of 12/31/69	(j) Adjusted basis as of 12/31/69	(k) Excess of col (i) over col (j), if any	
			-444
			124
			8,418
			-223
			379
			40
			-17
			-33
			-30
			-18

Form 990PF Part IV - Capital Gains and Losses for Tax on Investment Income - Columns a - d

(a) List and describe the kind(s) of property sold (e g , real estate, 2-story brick warehouse, or common stock, 200 shs MLC Co )	(b) How acquired P—Purchase D—Donation	(c) Date acquired (mo , day, yr )	(d) Date sold (mo , day, yr )
4 UNITED NAT FOODS INC COM W/RIGHTS ATTACHED EXP 2/22/2010		2014-05-02	2014-07-24
5 UNITED NAT FOODS INC COM W/RIGHTS ATTACHED EXP 2/22/2010		2014-02-05	2014-07-24
10 UNITED NAT FOODS INC COM W/RIGHTS ATTACHED EXP 2/22/2010		2014-02-03	2014-07-24
1 UNITED RENTALS INC COM		2013-11-22	2014-03-25
1 UNITED RENTALS INC COM		2013-11-22	2014-06-23
1 UNITED RENTALS INC COM		2013-11-22	2014-07-17
1 UNITED RENTALS INC COM		2013-11-22	2014-09-04
21 UNITED RENTALS INC COM		2013-11-22	2014-09-26
27 UNITED THERAPEUTICS CORP DEL COM W/RIGHTS ATTACHED EXP 12/29/2010		2014-09-26	2014-11-20
2 UNITEDHEALTH GRP INC COM		2013-08-09	2014-02-11

Form 990PF Part IV - Capital Gains and Losses for Tax on Investment Income - Columns e - h

(e) Gross sales price	(f) Depreciation allowed (or allowable)	(g) Cost or other basis plus expense of sale	(h) Gain or (loss) (e) plus (f) minus (g)
243		272	-29
304		330	-26
606		653	-47
94		68	26
105		68	37
111		68	43
120		68	52
2,334		1,432	902
3,477		3,653	-176
141		146	-5

Form 990PF Part IV - Capital Gains and Losses for Tax on Investment Income - Columns i - l

Complete only for assets showing gain in column (h) and owned by the foundation on 12/31/69			(l) Gains (Col (h) gain minus col (k), but not less than -0-) or Losses (from col (h))
(i) F M V as of 12/31/69	(j) Adjusted basis as of 12/31/69	(k) Excess of col (i) over col (j), if any	
			-29
			-26
			-47
			26
			37
			43
			52
			902
			-176
			-5

Form 990PF Part IV - Capital Gains and Losses for Tax on Investment Income - Columns a - d

(a) List and describe the kind(s) of property sold (e g , real estate, 2-story brick warehouse, or common stock, 200 shs MLC Co )	(b) How acquired P—Purchase D—Donation	(c) Date acquired (mo , day, yr )	(d) Date sold (mo , day, yr )
220 UNITEDHEALTH GRP INC COM		2013-11-20	2014-11-24
20 UNIVERSAL ELECTRS INC COM		2014-06-20	2014-10-17
19 VALMONT INDS INC		2012-12-27	2014-04-11
14 VALMONT INDS INC		2014-09-26	2014-11-20
20 VALMONT INDS INC		2012-03-09	2014-11-20
6 VANTIV INC		2013-11-22	2014-01-08
5 VANTIV INC		2013-11-22	2014-01-09
8 VANTIV INC		2013-11-22	2014-01-17
5 VANTIV INC		2013-11-22	2014-01-30
6 VANTIV INC		2013-11-22	2014-01-31

Form 990PF Part IV - Capital Gains and Losses for Tax on Investment Income - Columns e - h

(e) Gross sales price	(f) Depreciation allowed (or allowable)	(g) Cost or other basis plus expense of sale	(h) Gain or (loss) (e) plus (f) minus (g)
21,313		16,058	5,255
1,022		944	78
2,808		2,328	480
1,905		1,875	30
2,721		2,276	445
192		183	9
161		153	8
263		244	19
157		153	4
182		183	-1

Form 990PF Part IV - Capital Gains and Losses for Tax on Investment Income - Columns i - l

Complete only for assets showing gain in column (h) and owned by the foundation on 12/31/69			(l) Gains (Col (h) gain minus col (k), but not less than -0-) or Losses (from col (h))
(i) F M V as of 12/31/69	(j) Adjusted basis as of 12/31/69	(k) Excess of col (i) over col (j), if any	
			5,255
			78
			480
			30
			445
			9
			8
			19
			4
			-1

Form 990PF Part IV - Capital Gains and Losses for Tax on Investment Income - Columns a - d

(a) List and describe the kind(s) of property sold (e g , real estate, 2-story brick warehouse, or common stock, 200 shs MLC Co )	(b) How acquired P—Purchase D—Donation	(c) Date acquired (mo , day, yr )	(d) Date sold (mo , day, yr )
8 VANTIV INC		2013-11-22	2014-02-12
75 VANTIV INC		2014-03-10	2014-09-26
12 VECTRUS INC		2014-09-26	2014-10-03
7222 VECTRUS INC		2014-07-24	2014-10-09
29 VENTAS INC-COM		2013-08-08	2014-10-17
1 VENTAS INC-COM		2014-10-01	2014-10-17
8 VERISK ANALYTICS INC		2013-11-22	2014-01-15
13 VERISK ANALYTICS INC		2013-11-22	2014-01-15
9 VERISK ANALYTICS INC		2013-11-22	2014-01-16
73 99654 VERISK ANALYTICS INC		2013-08-12	2014-08-11

Form 990PF Part IV - Capital Gains and Losses for Tax on Investment Income - Columns e - h

(e) Gross sales price	(f) Depreciation allowed (or allowable)	(g) Cost or other basis plus expense of sale	(h) Gain or (loss) (e) plus (f) minus (g)
245		244	1
2,312		2,303	9
278		254	24
14		15	-1
1,918		1,862	56
66		63	3
508		511	-3
826		830	-4
570		574	-4
4,471		4,685	-214

Form 990PF Part IV - Capital Gains and Losses for Tax on Investment Income - Columns i - l

Complete only for assets showing gain in column (h) and owned by the foundation on 12/31/69			(l) Gains (Col (h) gain minus col (k), but not less than -0-) or Losses (from col (h))
(i) F M V as of 12/31/69	(j) Adjusted basis as of 12/31/69	(k) Excess of col (i) over col (j), if any	
			1
			9
			24
			-1
			56
			3
			-3
			-4
			-4
			-214

Form 990PF Part IV - Capital Gains and Losses for Tax on Investment Income - Columns a - d

(a) List and describe the kind(s) of property sold (e g , real estate, 2-story brick warehouse, or common stock, 200 shs MLC Co )	(b) How acquired P—Purchase D—Donation	(c) Date acquired (mo , day, yr )	(d) Date sold (mo , day, yr )
37 00346 VERISK ANALYTICS INC		2013-08-12	2014-08-11
56 VERISK ANALYTICS INC		2013-08-12	2014-08-19
37 VERISK ANALYTICS INC		2013-08-16	2014-09-26
13 VERISK ANALYTICS INC		2013-11-20	2014-10-17
49 VERISK ANALYTICS INC		2013-08-12	2014-10-17
50 VERISK ANALYTICS INC		2013-11-20	2014-10-21
18 VERTEX PHARMACEUTICALS INC COM W/RTS ATTACHED		2014-07-14	2014-09-26
6 VIPSHOP HOLDINGS LTD -ADR		2014-06-18	2014-09-26
20 VISA INC-CLASS A SHRS		2013-11-20	2014-10-17
30 VISA INC-CLASS A SHRS		2013-11-20	2014-11-24

Form 990PF Part IV - Capital Gains and Losses for Tax on Investment Income - Columns e - h

(e) Gross sales price	(f) Depreciation allowed (or allowable)	(g) Cost or other basis plus expense of sale	(h) Gain or (loss) (e) plus (f) minus (g)
2,236		2,343	-107
3,560		3,545	15
2,266		2,409	-143
773		814	-41
2,915		3,102	-187
3,033		3,131	-98
2,009		1,462	547
1,189		1,115	74
4,112		4,000	112
7,635		5,568	2,067

Form 990PF Part IV - Capital Gains and Losses for Tax on Investment Income - Columns i - l

Complete only for assets showing gain in column (h) and owned by the foundation on 12/31/69			(l) Gains (Col (h) gain minus col (k), but not less than -0-) or Losses (from col (h))
(i) F M V as of 12/31/69	(j) Adjusted basis as of 12/31/69	(k) Excess of col (i) over col (j), if any	
			-107
			15
			-143
			-41
			-187
			-98
			547
			74
			112
			2,067

Form 990PF Part IV - Capital Gains and Losses for Tax on Investment Income - Columns a - d

(a) List and describe the kind(s) of property sold (e g , real estate, 2-story brick warehouse, or common stock, 200 shs MLC Co )	(b) How acquired P—Purchase D—Donation	(c) Date acquired (mo , day, yr )	(d) Date sold (mo , day, yr )
26 VMWARE INC		2013-08-12	2014-10-17
104 VMWARE INC		2013-08-12	2014-11-13
38 VMWARE INC		2013-11-20	2014-11-13
4 VORNADO RLTY TR COM		2013-08-08	2014-10-08
19 VORNADO RLTY TR COM		2013-08-08	2014-10-17
9 WPP PLC NEW ADR		2014-02-19	2014-06-03
10 WPP PLC NEW ADR		2014-02-19	2014-10-17
34 WABTEC COM		2014-04-25	2014-09-26
15 WADDELL & REED FINL INC CL A W/RIGHTS ATTACHED EXP 4/28/2009		2013-10-09	2014-01-09
15 WADDELL & REED FINL INC CL A W/RIGHTS ATTACHED EXP 4/28/2009		2013-10-09	2014-08-29

Form 990PF Part IV - Capital Gains and Losses for Tax on Investment Income - Columns e - h

(e) Gross sales price	(f) Depreciation allowed (or allowable)	(g) Cost or other basis plus expense of sale	(h) Gain or (loss) (e) plus (f) minus (g)
2,314		2,242	72
8,912		8,968	-56
3,256		3,002	254
400		338	62
1,989		1,607	382
971		1,021	-50
916		1,135	-219
2,716		2,624	92
988		767	221
819		767	52

Form 990PF Part IV - Capital Gains and Losses for Tax on Investment Income - Columns i - l

Complete only for assets showing gain in column (h) and owned by the foundation on 12/31/69			(l) Gains (Col (h) gain minus col (k), but not less than -0-) or Losses (from col (h))
(i) F M V as of 12/31/69	(j) Adjusted basis as of 12/31/69	(k) Excess of col (i) over col (j), if any	
			72
			-56
			254
			62
			382
			-50
			-219
			92
			221
			52

Form 990PF Part IV - Capital Gains and Losses for Tax on Investment Income - Columns a - d

(a) List and describe the kind(s) of property sold (e g , real estate, 2-story brick warehouse, or common stock, 200 shs MLC Co )	(b) How acquired P—Purchase D—Donation	(c) Date acquired (mo , day, yr )	(d) Date sold (mo , day, yr )
32 WADDELL & REED FINL INC CL A W/RIGHTS ATTACHED EXP 4/28/2009		2013-06-03	2014-08-29
44 WADDELL & REED FINL INC CL A W/RIGHTS ATTACHED EXP 4/28/2009		2013-06-03	2014-12-18
28 WADDELL & REED FINL INC CL A W/RIGHTS ATTACHED EXP 4/28/2009		2014-09-26	2014-12-18
5 WASHINGTON PRIME GROUP		2013-08-29	2014-06-18
17 WASHINGTON PRIME GROUP		2013-08-29	2014-10-17
18 WEINGARTEN RLTY INVS SH BEN INT		2014-03-24	2014-10-17
18 WEINGARTEN RLTY INVS SH BEN INT		2014-03-24	2014-12-10
46 WEINGARTEN RLTY INVS SH BEN INT		2014-03-24	2014-12-19
2 WELLCARE HEALTH PLANS, INC		2013-04-26	2014-02-04
39 WELLCARE HEALTH PLANS, INC		2012-07-06	2014-02-04

Form 990PF Part IV - Capital Gains and Losses for Tax on Investment Income - Columns e - h

(e) Gross sales price	(f) Depreciation allowed (or allowable)	(g) Cost or other basis plus expense of sale	(h) Gain or (loss) (e) plus (f) minus (g)
1,747		1,465	282
2,064		2,014	50
1,313		1,476	-163
10		10	
281		321	-40
595		532	63
630		532	98
1,586		1,350	236
125		116	9
2,438		2,482	-44

Form 990PF Part IV - Capital Gains and Losses for Tax on Investment Income - Columns i - l

Complete only for assets showing gain in column (h) and owned by the foundation on 12/31/69			(l) Gains (Col (h) gain minus col (k), but not less than -0-) or Losses (from col (h))
(i) F M V as of 12/31/69	(j) Adjusted basis as of 12/31/69	(k) Excess of col (i) over col (j), if any	
			282
			50
			-163
			-40
			63
			98
			236
			9
			-44

Form 990PF Part IV - Capital Gains and Losses for Tax on Investment Income - Columns a - d

(a) List and describe the kind(s) of property sold (e g , real estate, 2-story brick warehouse, or common stock, 200 shs MLC Co )	(b) How acquired P—Purchase D—Donation	(c) Date acquired (mo , day, yr )	(d) Date sold (mo , day, yr )
34 WELLCARE HEALTH PLANS, INC		2012-12-27	2014-08-28
3481 963 WELLS FARGO ULT ST INC-INS		2013-06-06	2014-03-24
78 WESCO INTL INC COM		2012-11-21	2014-02-26
19 WESTERN DIGITAL CORP COM W/RIGHTS ATTACHED EXPIRING 10/14/2008		2014-08-27	2014-09-26
133 WHOLE FOODS MKT INC COM		2014-02-18	2014-05-08
114 WORLD FUEL SVCS CORP		2012-05-01	2014-06-20
21 YELP INC		2014-06-23	2014-09-26
8 YUM! BRANDS INC COM		2012-03-20	2014-03-17
10 YUM! BRANDS INC COM		2013-06-20	2014-03-17
20 YUM! BRANDS INC COM		2012-03-07	2014-05-15

Form 990PF Part IV - Capital Gains and Losses for Tax on Investment Income - Columns e - h

(e) Gross sales price	(f) Depreciation allowed (or allowable)	(g) Cost or other basis plus expense of sale	(h) Gain or (loss) (e) plus (f) minus (g)
2,210		1,679	531
29,736		29,736	
6,620		4,129	2,491
1,829		1,892	-63
5,288		7,418	-2,130
5,543		5,080	463
1,491		1,636	-145
604		538	66
755		677	78
1,495		1,326	169

Form 990PF Part IV - Capital Gains and Losses for Tax on Investment Income - Columns i - l

Complete only for assets showing gain in column (h) and owned by the foundation on 12/31/69			(l) Gains (Col (h) gain minus col (k), but not less than -0-) or Losses (from col (h))
(i) F M V as of 12/31/69	(j) Adjusted basis as of 12/31/69	(k) Excess of col (i) over col (j), if any	
			531
			2,491
			-63
			-2,130
			463
			-145
			66
			78
			169



Form 990PF Part IV - Capital Gains and Losses for Tax on Investment Income - Columns a - d

(a) List and describe the kind(s) of property sold (e g , real estate, 2-story brick warehouse, or common stock, 200 shs MLC Co )	(b) How acquired P—Purchase D—Donation	(c) Date acquired (mo , day, yr )	(d) Date sold (mo , day, yr )
8 YUMI BRANDS INC COM		2013-01-23	2014-06-25
29 YUMI BRANDS INC COM		2013-01-23	2014-07-29
3 YUMI BRANDS INC COM		2013-10-09	2014-07-29
1 ZULILY INC		2014-02-26	2014-03-20
3 ZULILY INC		2014-02-26	2014-03-20
2 ZULILY INC		2014-02-26	2014-03-21
3 ZULILY INC		2014-02-26	2014-04-10
4 ZULILY INC		2014-02-21	2014-04-11
3 ZULILY INC		2014-02-24	2014-04-11
3 ZULILY INC		2014-02-24	2014-04-14

Form 990PF Part IV - Capital Gains and Losses for Tax on Investment Income - Columns e - h

(e) Gross sales price	(f) Depreciation allowed (or allowable)	(g) Cost or other basis plus expense of sale	(h) Gain or (loss) (e) plus (f) minus (g)
653		529	124
2,157		1,865	292
223		198	25
61		60	1
182		184	-2
121		121	
139		181	-42
182		170	12
138		125	13
135		123	12

Form 990PF Part IV - Capital Gains and Losses for Tax on Investment Income - Columns i - l

Complete only for assets showing gain in column (h) and owned by the foundation on 12/31/69			(l) Gains (Col (h) gain minus col (k), but not less than -0-) or Losses (from col (h))
(i) F M V as of 12/31/69	(j) Adjusted basis as of 12/31/69	(k) Excess of col (i) over col (j), if any	
			124
			292
			25
			1
			-2
			-42
			12
			13
			12

Form 990PF Part IV - Capital Gains and Losses for Tax on Investment Income - Columns a - d

(a) List and describe the kind(s) of property sold (e g , real estate, 2-story brick warehouse, or common stock, 200 shs MLC Co )	(b) How acquired P—Purchase D—Donation	(c) Date acquired (mo , day, yr )	(d) Date sold (mo , day, yr )
1124 28 ALPHAMETRIX MGD FUT III HOLDBACK		2013-10-31	2014-01-31
32 DEUTSCHE BANK AG-REG COM		2013-04-30	2014-01-31
7 DEUTSCHE BANK AG-REG COM		2012-10-26	2014-01-31
58 DEUTSCHE BANK AG-REG COM		2012-10-29	2014-05-14
2 ACTAVIS PLC		2013-11-22	2014-02-18
2 ACTAVIS PLC		2013-11-22	2014-03-10
1 ACTAVIS PLC		2013-11-22	2014-03-31
2 ACTAVIS PLC		2013-11-22	2014-03-31
1 ACTAVIS PLC		2013-11-22	2014-04-03
4 ACTAVIS PLC		2013-11-22	2014-04-03

Form 990PF Part IV - Capital Gains and Losses for Tax on Investment Income - Columns e - h

(e) Gross sales price	(f) Depreciation allowed (or allowable)	(g) Cost or other basis plus expense of sale	(h) Gain or (loss) (e) plus (f) minus (g)
1,124		1,124	
1,540		1,575	-35
337		305	32
2,479		2,516	-37
411		329	82
418		329	89
204		164	40
410		329	81
206		164	42
827		657	170

Form 990PF Part IV - Capital Gains and Losses for Tax on Investment Income - Columns i - l

Complete only for assets showing gain in column (h) and owned by the foundation on 12/31/69			(l) Gains (Col (h) gain minus col (k), but not less than -0-) or Losses (from col (h))
(i) F M V as of 12/31/69	(j) Adjusted basis as of 12/31/69	(k) Excess of col (i) over col (j), if any	
			-35
			32
			-37
			82
			89
			40
			81
			42
			170

Form 990PF Part IV - Capital Gains and Losses for Tax on Investment Income - Columns a - d

(a) List and describe the kind(s) of property sold (e g , real estate, 2-story brick warehouse, or common stock, 200 shs MLC Co )	(b) How acquired P—Purchase D—Donation	(c) Date acquired (mo , day, yr )	(d) Date sold (mo , day, yr )
4 ACTAVIS PLC		2013-11-22	2014-04-03
28 ACTAVIS PLC		2014-04-08	2014-07-29
31 ALKERMES PLC		2014-09-22	2014-09-26
52 ACCENTURE PLC		2012-07-24	2014-07-29
7 ACCENTURE PLC		2014-03-27	2014-07-29
15 BUNGE LIMITED COM		2014-02-19	2014-07-11
5 BUNGE LIMITED COM		2013-02-14	2014-07-11
12 BUNGE LIMITED COM		2013-02-14	2014-10-17
2 DELPHI AUTOMOTIVE PLC		2014-01-15	2014-06-02
2 DELPHI AUTOMOTIVE PLC		2014-01-16	2014-06-19

Form 990PF Part IV - Capital Gains and Losses for Tax on Investment Income - Columns e - h

(e) Gross sales price	(f) Depreciation allowed (or allowable)	(g) Cost or other basis plus expense of sale	(h) Gain or (loss) (e) plus (f) minus (g)
826		657	169
6,018		5,882	136
1,317		1,262	55
4,204		2,912	1,292
566		544	22
1,107		1,175	-68
369		369	
988		885	103
137		125	12
135		125	10

Form 990PF Part IV - Capital Gains and Losses for Tax on Investment Income - Columns i - l

Complete only for assets showing gain in column (h) and owned by the foundation on 12/31/69			(l) Gains (Col (h) gain minus col (k), but not less than -0-) or Losses (from col (h))
(i) F M V as of 12/31/69	(j) Adjusted basis as of 12/31/69	(k) Excess of col (i) over col (j), if any	
			169
			136
			55
			1,292
			22
			-68
			103
			12
			10

Form 990PF Part IV - Capital Gains and Losses for Tax on Investment Income - Columns a - d

(a) List and describe the kind(s) of property sold (e g , real estate, 2-story brick warehouse, or common stock, 200 shs MLC Co )	(b) How acquired P—Purchase D—Donation	(c) Date acquired (mo , day, yr )	(d) Date sold (mo , day, yr )
3 DELPHI AUTOMOTIVE PLC		2013-11-22	2014-06-19
7 DELPHI AUTOMOTIVE PLC		2013-11-22	2014-06-23
7 DELPHI AUTOMOTIVE PLC		2013-11-22	2014-06-27
23 DELPHI AUTOMOTIVE PLC		2013-11-22	2014-09-26
74 ENSCO PLC-CL A		2014-07-11	2014-07-29
43 FABRINET		2014-06-20	2014-10-17
230 FABRINET		2014-06-20	2014-12-10
1 JAZZ PHARMACEUTICALS PLC		2014-02-26	2014-09-19
12 JAZZ PHARMACEUTICALS PLC		2014-08-14	2014-09-26
15 LIBERTY GLOBAL PLC-A		2013-11-22	2014-09-26

Form 990PF Part IV - Capital Gains and Losses for Tax on Investment Income - Columns e - h

(e) Gross sales price	(f) Depreciation allowed (or allowable)	(g) Cost or other basis plus expense of sale	(h) Gain or (loss) (e) plus (f) minus (g)
202		173	29
467		404	63
476		404	72
1,477		1,326	151
3,884		3,878	6
686		865	-179
3,893		4,628	-735
164		164	
1,903		1,851	52
644		617	27

Form 990PF Part IV - Capital Gains and Losses for Tax on Investment Income - Columns i - l

Complete only for assets showing gain in column (h) and owned by the foundation on 12/31/69			(l) Gains (Col (h) gain minus col (k), but not less than -0-) or Losses (from col (h))
(i) F M V as of 12/31/69	(j) Adjusted basis as of 12/31/69	(k) Excess of col (i) over col (j), if any	
			29
			63
			72
			151
			6
			-179
			-735
			52
			27

Form 990PF Part IV - Capital Gains and Losses for Tax on Investment Income - Columns a - d

(a) List and describe the kind(s) of property sold (e g , real estate, 2-story brick warehouse, or common stock, 200 shs MLC Co )	(b) How acquired P—Purchase D—Donation	(c) Date acquired (mo , day, yr )	(d) Date sold (mo , day, yr )
5 LIBERTY GLOBAL PLC-SERIES C		2013-11-22	2014-03-31
6 LIBERTY GLOBAL PLC-SERIES C		2014-05-14	2014-09-15
62 LIBERTY GLOBAL PLC-SERIES C		2014-05-14	2014-09-26
75 MAIDEN HOLDINGS LTD		2014-06-20	2014-10-17
2 MICHAEL KORS HOLDINGS LTD		2013-11-22	2014-01-08
3 MICHAEL KORS HOLDINGS LTD		2013-11-22	2014-01-17
3 MICHAEL KORS HOLDINGS LTD		2013-11-22	2014-01-31
3 MICHAEL KORS HOLDINGS LTD		2013-11-22	2014-01-31
4 MICHAEL KORS HOLDINGS LTD		2013-11-22	2014-02-03
4 MICHAEL KORS HOLDINGS LTD		2013-11-22	2014-02-03

Form 990PF Part IV - Capital Gains and Losses for Tax on Investment Income - Columns e - h

(e) Gross sales price	(f) Depreciation allowed (or allowable)	(g) Cost or other basis plus expense of sale	(h) Gain or (loss) (e) plus (f) minus (g)
205		201	4
251		251	
2,581		2,449	132
853		900	-47
155		161	-6
232		242	-10
240		242	-2
240		242	-2
322		323	-1
310		323	-13

Form 990PF Part IV - Capital Gains and Losses for Tax on Investment Income - Columns i - l

Complete only for assets showing gain in column (h) and owned by the foundation on 12/31/69			(l) Gains (Col (h) gain minus col (k), but not less than -0-) or Losses (from col (h))
(i) F M V as of 12/31/69	(j) Adjusted basis as of 12/31/69	(k) Excess of col (i) over col (j), if any	
			4
			132
			-47
			-6
			-10
			-2
			-2
			-1
			-13

Form 990PF Part IV - Capital Gains and Losses for Tax on Investment Income - Columns a - d

(a) List and describe the kind(s) of property sold (e g , real estate, 2-story brick warehouse, or common stock, 200 shs MLC Co )	(b) How acquired P—Purchase D—Donation	(c) Date acquired (mo , day, yr )	(d) Date sold (mo , day, yr )
3 MICHAEL KORS HOLDINGS LTD		2013-11-22	2014-02-03
2 MICHAEL KORS HOLDINGS LTD		2013-11-22	2014-02-03
6 MICHAEL KORS HOLDINGS LTD		2013-11-22	2014-02-04
6 MICHAEL KORS HOLDINGS LTD		2014-03-13	2014-07-15
4 MICHAEL KORS HOLDINGS LTD		2014-03-13	2014-07-15
7 MICHAEL KORS HOLDINGS LTD		2013-12-02	2014-07-16
7 MICHAEL KORS HOLDINGS LTD		2014-05-21	2014-07-16
229 MONTPELIER RE HOLDINGS LTD		2012-02-10	2014-06-20
66 NABORS INDUSTRIES LTD COM		2014-07-24	2014-09-26
15 SIGNET JEWELERS LIMITED		2014-07-29	2014-11-19

Form 990PF Part IV - Capital Gains and Losses for Tax on Investment Income - Columns e - h

(e) Gross sales price	(f) Depreciation allowed (or allowable)	(g) Cost or other basis plus expense of sale	(h) Gain or (loss) (e) plus (f) minus (g)
231		242	-11
153		161	-8
544		484	60
486		587	-101
323		387	-64
556		669	-113
565		653	-88
7,316		4,187	3,129
1,531		1,955	-424
1,802		1,569	233

Form 990PF Part IV - Capital Gains and Losses for Tax on Investment Income - Columns i - l

Complete only for assets showing gain in column (h) and owned by the foundation on 12/31/69			(l) Gains (Col (h) gain minus col (k), but not less than -0-) or Losses (from col (h))
(i) F M V as of 12/31/69	(j) Adjusted basis as of 12/31/69	(k) Excess of col (i) over col (j), if any	
			-11
			-8
			60
			-101
			-64
			-113
			-88
			3,129
			-424
			233

Form 990PF Part IV - Capital Gains and Losses for Tax on Investment Income - Columns a - d

(a) List and describe the kind(s) of property sold (e g , real estate, 2-story brick warehouse, or common stock, 200 shs MLC Co )	(b) How acquired P—Purchase D—Donation	(c) Date acquired (mo , day, yr )	(d) Date sold (mo , day, yr )
14 SINA COM SHS		2013-05-17	2014-04-22
13 SINA COM SHS		2013-05-17	2014-04-23
13 WHITE MTNS INS GROUP INC COM		2012-02-10	2014-06-20
13 PERRIGO CO PLC		2014-08-18	2014-09-26
868 1994 GAI AURORA OPPORTUNITIES FD LLC		2011-02-24	2014-09-30
701 965 GAI AURORA OPPORTUNITIES FD LLC		2013-10-29	2014-09-30
8191 31 GAI AURORA OPP FUND 5% HOLDBACK		2014-09-30	2014-09-30
890 282 GAI CORBIN MULTI STRATEGY FUND		2013-10-29	2014-06-30
1202 255 GAI CORBIN MULTI STRATEGY FUND		2012-08-29	2014-06-30
11611 8 GAI CORBIN FUND 5% HOLDBACK		2014-06-30	2014-06-30

Form 990PF Part IV - Capital Gains and Losses for Tax on Investment Income - Columns e - h

(e) Gross sales price	(f) Depreciation allowed (or allowable)	(g) Cost or other basis plus expense of sale	(h) Gain or (loss) (e) plus (f) minus (g)
787		833	-46
699		774	-75
7,794		5,237	2,557
1,961		1,902	59
90,585		90,000	585
73,241		75,000	-1,759
8,191		8,191	
98,806		100,000	-1,194
133,430		124,000	9,430
11,612		11,612	

Form 990PF Part IV - Capital Gains and Losses for Tax on Investment Income - Columns i - l

Complete only for assets showing gain in column (h) and owned by the foundation on 12/31/69			(l) Gains (Col (h) gain minus col (k), but not less than -0-) or Losses (from col (h))
(i) F M V as of 12/31/69	(j) Adjusted basis as of 12/31/69	(k) Excess of col (i) over col (j), if any	
			-46
			-75
			2,557
			59
			585
			-1,759
			-1,194
			9,430

Form 990PF Part IV - Capital Gains and Losses for Tax on Investment Income - Columns a - d

(a) List and describe the kind(s) of property sold (e g , real estate, 2-story brick warehouse, or common stock, 200 shs MLC Co )	(b) How acquired P—Purchase D—Donation	(c) Date acquired (mo , day, yr )	(d) Date sold (mo , day, yr )
326 1992 GAI AGILITY INCOME FUND		2011-06-28	2014-06-30
17979 97 GAI AGILITY INCOME FUND 5% HOLDBACK		2014-06-30	2014-12-09
10 ACE LIMITED		2013-11-20	2014-03-28
4 ACE LIMITED		2013-11-20	2014-04-21
38 ACE LIMITED		2013-11-20	2014-10-17
206 ACE LIMITED		2013-11-20	2014-11-24
5 GARMIN LTD		2014-02-25	2014-07-07
3 GARMIN LTD		2014-02-25	2014-07-09
4 GARMIN LTD		2014-02-18	2014-07-09
3 GARMIN LTD		2014-02-18	2014-07-09

Form 990PF Part IV - Capital Gains and Losses for Tax on Investment Income - Columns e - h

(e) Gross sales price	(f) Depreciation allowed (or allowable)	(g) Cost or other basis plus expense of sale	(h) Gain or (loss) (e) plus (f) minus (g)
359,599		333,581	26,018
17,980		17,980	
977		980	-3
403		392	11
3,966		3,724	242
23,290		18,687	4,603
306		261	45
171		157	14
228		187	41
171		140	31

Form 990PF Part IV - Capital Gains and Losses for Tax on Investment Income - Columns i - l

Complete only for assets showing gain in column (h) and owned by the foundation on 12/31/69			(l) Gains (Col (h) gain minus col (k), but not less than -0-) or Losses (from col (h))
(i) F M V as of 12/31/69	(j) Adjusted basis as of 12/31/69	(k) Excess of col (i) over col (j), if any	
			26,018
			-3
			11
			242
			4,603
			45
			14
			41
			31



Form 990PF Part IV - Capital Gains and Losses for Tax on Investment Income - Columns a - d

(a) List and describe the kind(s) of property sold (e g , real estate, 2-story brick warehouse, or common stock, 200 shs MLC Co )	(b) How acquired P—Purchase D—Donation	(c) Date acquired (mo , day, yr )	(d) Date sold (mo , day, yr )
2 GARMIN LTD		2014-02-18	2014-07-09
8 GARMIN LTD		2014-02-18	2014-07-10
41 TE CONNECTIVITY LTD		2014-07-09	2014-09-26
340 UBS AG -NEW ADR		2014-07-10	2014-07-29
2 STRATASYS LTD		2013-11-22	2014-01-30
2 STRATASYS LTD		2013-11-22	2014-03-24
4 STRATASYS LTD		2013-11-22	2014-04-04
8 STRATASYS LTD		2013-11-22	2014-04-04
4 ASML HOLDING NV-NY REG SHS ADR		2013-03-27	2014-07-07
4 ASML HOLDING NV-NY REG SHS ADR		2014-04-16	2014-07-07

Form 990PF Part IV - Capital Gains and Losses for Tax on Investment Income - Columns e - h

(e) Gross sales price	(f) Depreciation allowed (or allowable)	(g) Cost or other basis plus expense of sale	(h) Gain or (loss) (e) plus (f) minus (g)
114		93	21
455		369	86
2,406		2,561	-155
6,123		6,892	-769
244		234	10
214		234	-20
455		469	-14
883		938	-55
384		262	122
384		326	58

Form 990PF Part IV - Capital Gains and Losses for Tax on Investment Income - Columns i - l

Complete only for assets showing gain in column (h) and owned by the foundation on 12/31/69			(l) Gains (Col (h) gain minus col (k), but not less than -0-) or Losses (from col (h))
(i) F M V as of 12/31/69	(j) Adjusted basis as of 12/31/69	(k) Excess of col (i) over col (j), if any	
			21
			86
			-155
			-769
			10
			-20
			-14
			-55
			122
			58

Form 990PF Part IV - Capital Gains and Losses for Tax on Investment Income - Columns a - d

(a) List and describe the kind(s) of property sold (e g , real estate, 2-story brick warehouse, or common stock, 200 shs MLC Co )	(b) How acquired P—Purchase D—Donation	(c) Date acquired (mo , day, yr )	(d) Date sold (mo , day, yr )
17 ASML HOLDING NV-NY REG SHS ADR		2013-03-27	2014-07-09
8 ASML HOLDING NV-NY REG SHS ADR		2012-10-12	2014-07-11
8 ASML HOLDING NV-NY REG SHS ADR		2012-10-12	2014-07-14
17 ASML HOLDING NV-NY REG SHS ADR		2012-10-19	2014-07-29
43 AVG TECHNOLOGIES		2014-06-20	2014-10-17
5 CORE LABS NV		2014-09-22	2014-09-26
17 YANDEX NV-A		2012-02-10	2014-01-31
8 YANDEX NV-A		2012-02-10	2014-02-11
51 YANDEX NV-A		2012-02-10	2014-03-25
46 YANDEX NV-A		2012-02-10	2014-04-25

Form 990PF Part IV - Capital Gains and Losses for Tax on Investment Income - Columns e - h

(e) Gross sales price	(f) Depreciation allowed (or allowable)	(g) Cost or other basis plus expense of sale	(h) Gain or (loss) (e) plus (f) minus (g)
1,591		1,030	561
730		450	280
726		450	276
1,418		935	483
698		854	-156
731		755	-24
626		368	258
320		173	147
1,514		1,105	409
1,064		952	112

Form 990PF Part IV - Capital Gains and Losses for Tax on Investment Income - Columns i - l

Complete only for assets showing gain in column (h) and owned by the foundation on 12/31/69			(l) Gains (Col (h) gain minus col (k), but not less than -0-) or Losses (from col (h))
(i) F M V as of 12/31/69	(j) Adjusted basis as of 12/31/69	(k) Excess of col (i) over col (j), if any	
			561
			280
			276
			483
			-156
			-24
			258
			147
			409
			112

Form 990PF Part IV - Capital Gains and Losses for Tax on Investment Income - Columns a - d

(a) List and describe the kind(s) of property sold (e g , real estate, 2-story brick warehouse, or common stock, 200 shs MLC Co )	(b) How acquired P—Purchase D—Donation	(c) Date acquired (mo , day, yr )	(d) Date sold (mo , day, yr )
1 COPA HOLDINGS SA		2013-11-22	2014-02-24
1 COPA HOLDINGS SA		2013-11-22	2014-04-04
3 COPA HOLDINGS SA		2013-11-22	2014-04-10
2 COPA HOLDINGS SA		2013-11-22	2014-04-25
1 COPA HOLDINGS SA		2013-11-22	2014-04-25
2 COPA HOLDINGS SA		2013-11-22	2014-04-28
1 COPA HOLDINGS SA		2013-11-22	2014-04-28
1 COPA HOLDINGS SA		2013-11-22	2014-04-28
1 COPA HOLDINGS SA		2013-11-22	2014-04-29
1 COPA HOLDINGS SA		2013-11-22	2014-04-29

Form 990PF Part IV - Capital Gains and Losses for Tax on Investment Income - Columns e - h

(e) Gross sales price	(f) Depreciation allowed (or allowable)	(g) Cost or other basis plus expense of sale	(h) Gain or (loss) (e) plus (f) minus (g)
138		148	-10
147		148	-1
435		443	-8
271		295	-24
134		148	-14
268		295	-27
134		148	-14
134		148	-14
134		148	-14
134		148	-14

Form 990PF Part IV - Capital Gains and Losses for Tax on Investment Income - Columns i - l

Complete only for assets showing gain in column (h) and owned by the foundation on 12/31/69			(l) Gains (Col (h) gain minus col (k), but not less than -0-) or Losses (from col (h))
(i) F M V as of 12/31/69	(j) Adjusted basis as of 12/31/69	(k) Excess of col (i) over col (j), if any	
			-10
			-1
			-8
			-24
			-14
			-27
			-14
			-14
			-14

Form 990PF Part IV - Capital Gains and Losses for Tax on Investment Income - Columns a - d

(a) List and describe the kind(s) of property sold (e g , real estate, 2-story brick warehouse, or common stock, 200 shs MLC Co )	(b) How acquired P—Purchase D—Donation	(c) Date acquired (mo , day, yr )	(d) Date sold (mo , day, yr )
100 1794 RICI LINKED PAM TOTAL INDEX SER (RF)		2010-11-23	2014-05-31
CAPITAL GAIN DIVIDENDS	P		


Form 990PF Part IV - Capital Gains and Losses for Tax on Investment Income - Columns e - h

(e) Gross sales price	(f) Depreciation allowed (or allowable)	(g) Cost or other basis plus expense of sale	(h) Gain or (loss) (e) plus (f) minus (g)
98,000		97,745	255
			24,542

Form 990PF Part IV - Capital Gains and Losses for Tax on Investment Income - Columns i - l

Complete only for assets showing gain in column (h) and owned by the foundation on 12/31/69			(l) Gains (Col (h) gain minus col (k), but not less than -0-) or Losses (from col (h))
(i) F M V as of 12/31/69	(j) Adjusted basis as of 12/31/69	(k) Excess of col (i) over col (j), if any	
			255

Form 990PF Part XV Line 3 - Grants and Contributions Paid During the Year or Approved for Future Payment

Recipient	If recipient is an individual, show any relationship to any foundation manager or substantial contributor	Foundation status of recipient	Purpose of grant or contribution	Amount
Name and address (home or business)				
<b>a</b> <i>Paid during the year</i>				
STEPHEN J MORSE 2301 CHERRY STREET PHILADELPHIA,PA 19103	NONE	NC	AWARD EDUCATIONAL PURPOSES	25,000
HELEN G DURKIN 1254 PLANDOME ROAD MANHASSET,NY 11030	NONE	NC	AWARD EDUCATIONAL PURPOSES	25,000
WILLIAM HELLERSTEIN PO BOX 15 GARRISON,NY 10524	NONE	NC	AWARD EDUCATIONAL PURPOSES	25,000
LAURENCE D STEINBERG 1924 PINE STREET PHILADELPHIA,PA 19103	NONE	NC	AWARD EDUCATIONAL PURPOSES	25,000
DAVID WEISSBRODT 2001 WEST 21ST STREET MINNEAPOLIS,MN 55405	NONE	NC	AWARD EDUCATIONAL PURPOSES	25,000
LISA A GOODMAN 83 FOREST STREET NEWTON,MA 02461	NONE	NC	AWARD EDUCATIONAL PURPOSES	25,000
RANDALL W ENGLE 1103 BROMLEY ROAD AVONDALE ESTATES,GA 30002	NONE	NC	AWARD EDUCATIONAL PURPOSES	25,000
ANN C HODGES 1503 CHAUNCEY LANE RICHMOND,VA 23238	NONE	NC	AWARD EDUCATIONAL PURPOSES	25,000
HORTENSIA DE LOS ANGELES AMARO 3777 LAVELL DRIVE LOS ANGELES,CA 90065	NONE	NC	AWARD EDUCATIONAL PURPOSES	25,000
CONNIE S CHAN 190 GODEN STREET BELMONT,MA 02478	NONE	NC	AWARD EDUCATIONAL PURPOSES	25,000
<b>Total . . . . .</b>  <b>3a</b>				250,000

TY 2014 Accounting Fees Schedule

**Name:** ELIZABETH HURLOCK BECKMAN AWARD

**EIN:** 37-1564854

Category	Amount	Net Investment Income	Adjusted Net Income	Disbursements for Charitable Purposes
TAX PREPARATION FEE (NON-ALLOC	4,642			4,642

**TY 2014 Cash Distribution Explanation Statement**

**Name:** ELIZABETH HURLOCK BECKMAN AWARD

**EIN:** 37-1564854

**Explanation:** \* PURPOSE OF PROJECT: TO AWARD PAST ACHIEVEMENT GRANTS TO WORTHY INDIVIDUALS WHO HAVE INSPIRED OTHERS. \* THE FOUNDATION WAS FUNDED IN MARCH 2008. THE IRS ISSUED A DETERMINATION LETTER ON FEBRUARY 5, 2009. AN ADVISORY COMMITTEE HAS BEEN ASSEMBLED AND THE FIRST MEETING WAS HELD ON SEPTEMBER 15, 2009. THE COMMITTEE DEvised A PLAN TO IDENTIFY AND EVALUATE ELIGIBLE GRANT CANDIDATES, BUT COULD NOT COMPLETE THE EVALUATION AND AWARD PROCESS PRIOR TO DECEMBER 31, 2009. A SET ASIDE IS NECESSARY TO AFFORD AN APPROPRIATE AMOUNT OF TIME TO IDENTIFY AND AWARD THE RECIPIENT. \* THE GRANT SOLICITATION AND APPROVAL PROCESS IS UNDERWAY AND THE TRUSTEE SHOULD BE IN A POSITION TO MAKE THE REQUIRED DISTRIBUTION WITHIN 60 MONTHS AFTER THE DATE OF THE SET ASIDE. \* QUALIFIED CHARITABLE EXPENSES DURING THE START-UP PERIOD ARE AS 2009 = \$25,879; 2010 = \$194,706; 2011 = \$432,521; 2012 = \$673,224; 2013 = \$336,201 \* ACCUMUALTED SET-ASIDE BALANCE = \$0.00

**TY 2014 Investments Corporate  
Bonds Schedule****Name:** ELIZABETH HURLOCK BECKMAN AWARD**EIN:** 37-1564854

<b>Name of Bond</b>	<b>End of Year Book Value</b>	<b>End of Year Fair Market Value</b>
025816BA6 AMERICAN EXPRESS CO		
031162AZ3 AMGEN INC	10,629	10,124
073902PN2 BEAR STEARNS CO		
166751AJ6 CHEVRON CORP	13,925	13,418
22160KAB1 COSTCO WHOLESALE		
126650BH2 CVS CAREMARK CO		
251795AC4 DEVON FING CORP		
532457BD9 ELI LILLY CO		
36962GY4 GENERAL ELEC CAP		
38141GEA8 GOLDMAN SACHS GROUP	13,056	12,015
40429CFN7 HSBC FINANCE CORP	7,797	7,319
459200GN5 IBM CORP		
478160AP9 JOHNSON & JOHNSON		
68389XAD7 ORACLE CORP		
713448BN7 PEPSICO INC	13,152	13,219
816851AN9 SEMPRA ENERGY		
87612EAN6 TARGET CORP	10,666	9,666
887317AF2 TIME WARNER INC		
931142CU5 WAL-MART STORES INC	12,053	12,814
94973VAS6 WELLPOINT INC	5,140	5,417



Name of Bond	End of Year Book Value	End of Year Fair Market Value
04315J860 ARTIO GLOBAL HIGH IN		
261980494 DREYFUS EMG MKT DEBT		
4812C0803 JPMORGAN HIGH YIELD	175,052	167,482
61744J747 MORGAN STANLEY INS E		
693390882 PIMCO FOREIGN BD FD	75,000	72,836
693391559 PIMCO EMERG MKTS BD-		
722005220 PIMCO FOREIGN BOND (		
72369B406 PIONEER HIGH YIELD F		
921937850 VANGUARD S/T BD IND		
06051GEC9 BANK OF AMERICA CORP	12,378	13,663
25459HAY1 DIRECTV HLDG/FIN INC		
260543CA9 DOW CHEMICAL CO/THE		
437076AP7 HOME DEPOT INC	5,571	5,277
494550AY2 KINDER MORGAN ENER	6,790	6,624
50075NAU8 KRAFT FOODS INC		
594918AB0 MICROSOFT CORP		
61747YCE3 MORGAN STANLEY		
00206RAV4 AT&T INC	9,442	9,097
36962G5J9 GENERAL ELEC CAP COR	14,200	14,653
742718DA4 PROCTOR & GAMBLE CO		

Name of Bond	End of Year Book Value	End of Year Fair Market Value
883556AZ5 THERMO FISHER SCIENT		
084664BE0 BERKSHIRE HATHAWAY	11,956	11,189
277911491 EATON VANCE FLOATING	121,391	118,722
406216BD2 HALLIBURTON COMPANY	10,047	10,091
464288588 ISHARES MBS ETF	22,701	22,957
46429B366 ISHARES CMBS ETF	10,980	11,006
58933YAB1 MERCK & CO INC	10,462	10,180
68389XAP0 ORACLE CORP	12,005	11,689
949917744 WF ADV ULTR SHORT-TR	200,000	199,472
037833AK6 APPLE INC	9,680	9,720
76628T439 RIDGEWORTH INST US G	29,000	29,029

TY 2014 Investments Corporate  
Stock Schedule

**Name:** ELIZABETH HURLOCK BECKMAN AWARD  
**EIN:** 37-1564854

Name of Stock	End of Year Book Value	End of Year Fair Market Value
00184X105 AOL INC		
126804301 CABELAS INC		
139594105 CAPELLA EDUCATION CO	4,272	5,926
143130102 CARMAX INC		
146229109 CARTER HOLDINGS		
26483E100 DUNN & BRADSTREET		
345203202 FORCE PROTECTION INC		
372460105 GENUINE PARTS CO		
418056107 HASBRO INC		
550021109 LULULEMON ATHLETICA		
571903202 MARRIOTT INTERNATION		
817565104 SERVICE CORP INTL		
85590A401 STARWOOD HOTELS & RE		
864159108 STURM RUGER & CO INC		
21036P108 CONSTELLATION BRANDS		
29266R108 ENERGIZER HOLDINGS I		
501044101 KROGER CO		
741511109 PRICESMART INC		
786514208 SAFEWAY INC		
050095108 ATWOOD OCEANICS INC		
057224107 BAKER HUGHES INC		
13342B105 CAMERON INTL		
261608103 DRESSER-RAND GROUP		
651290108 NEWFIELD EXP		
723787107 PIONEER NAT RES CO C		
91913Y100 VALERO ENERGY CORP		
969457100 WILLIAMS COS		
017175100 ALLEGHANY CORP DEL N		
12497T101 CB RICHARD ELLIS		
278265103 EATON VANCE CORP COM		

Name of Stock	End of Year Book Value	End of Year Fair Market Value
48020Q107 JONES LANG LASALLE I	10,252	13,943
524901105 LEGG MASON INC		
571748102 MARSH & MCLENNAN		
55262C100 MBIA INC		
665859104 NORTHERN TRUST CORP		
712704105 PEOPLES UNITED FINAN		
693366205 PICO HOLDINGS INC		
743315103 PROGRESSIVE CORP		
879080109 TEJON RANCH CO		
950817106 WESCO FINAN CORP		
00817Y108 AETNA INC		
09062X103 BIOGEN IDEC		
101137107 BOSTON SCIENTIFIC CO		
372917104 GENZYME CORP		
436440101 HOLOGIC INC		
50540R409 LABORATORY CRP OF AM	9,886	10,143
690732102 OWENS & MINOR INC		
717124101 PHARMACEUTICAL PROD		
74834L100 QUEST DIAGNOSTICS		
878377100 TECHNE CORP		
88033G100 TENET HEALTHCARE		
918194101 VCA ANTECH INC		
941848103 WATERS CORP		
98956P102 ZIMMER HOLDINGS INC		
014482103 ALEXANDER & BALDWIN		
018804104 ALLIANT TECHSYSTEMS		
22025Y407 CORRECTIONS CORP OF		
22025Y407 CORRECTIONS CORP		
247361702 DELTA AIR LINES INC		
302130109 EXPEDITORS INTL		

Name of Stock	End of Year Book Value	End of Year Fair Market Value
450911102 ITT CORPORATION		
498904200 KNOLL INC		
679580100 OLD DOMINION FREIGHT		
701094104 PARKER HANNIFIN		
724479100 PITNEY BOWES INC		
740189105 PRECISION CASTPARTS		
760759100 REPUBLIC SERVICES		
894650100 TREDEGAR CORPORATION		
007974108 ADVENT SOFTWARE INC		
346375108 FORMACTOR INC		
535678106 LINEAR TECHNOLOGY CO		
594793101 MICREL INC COM		
620076109 MOTOROLA INC		
871503108 SYMATEC CORP		
92046N102 VALUECLICK INC		
959802109 WESTERN UNION		
009158106 AIR PRODS & CHEMS IN		
012653101 ALBEMARLE CORP COM		
459506101 INTERNATIONAL FLAVOR		
573284106 MARTIN MARIETTA MATL		
651587107 NEWMARKET CORP		
81211K100 SEALED AIR CORP		
826552101 SIGMA ALDRICH CORP		
84265V105 SOUTHERN COPPER CORP		
281020107 EDISON INTL		
902681105 UGI CORP		
976657106 WISCONSIN ENERGY COR		
008882532 AIM INTERNATIONAL GR		
256206103 DODGE & COX INT'L ST		
26852M105 EII INTERNATIONAL PR		

Name of Stock	End of Year Book Value	End of Year Fair Market Value
464287234 ISHARES TR MSCI EMER		
52106N889 LAZARD EMERGING MKTS	50,320	79,434
722005667 PIMCO COMMODITY REAL		
961323409 WESTPORT SELECT CAP		
086516101 BEST BUY INC		
17306X102 CITI TREND INC		
36467W109 GAMESTOP CORP		
401617105 GUESS INC		
418056107 HASBRO INC		
054303102 AVON PRODS INC		
60871R209 MOLSON COORS BREWING		
845467109 SOUTHWESTERN ENERGY	15,056	12,417
12802T101 CAL DIVE INTERNATIONAL		
808513105 SCHWAB CHARLES CORP		
205944101 CON-WAY INC		
30162A108 EXELIS INC	3,772	4,014
774341101 ROCKWELL COLLINS		
784635104 SPX CORP		
880779103 TEREX CORP		
98419M100 XYLEM INC/NY		
032095101 AMPHENOL CORP		
12673P105 CA INC		
25659T107 DOLBY LABORATORIES		
879664100 TELLABS OPERATIONS		
810186106 THE SCOTTS MIRACLE		
591708102 METROPCS COMMUNICATI		
02553E106 AMERICAN EAGLE OUTFI		
126804301 CABELAS INC		
418056107 HASBRO INC		
817565104 SERVICE CORP		

Name of Stock	End of Year Book Value	End of Year Fair Market Value
864159108 STURM RUGER & CO		
67018T105 NU SKIN ENTERPRISES		
741511109 PRICESMART INC		
050095108 ATWOOD OCEANICS INC		
49455U100 KINDER MORGAN MGMT L		
88033G100 TENET HEALTHCARE COR		
483548103 KAMAN CORPCOMMON		
517834107 LAS VEGAS SANDS CORP		
58733R102 MERCADOLIBRE INC		
12504L109 CBRE GROUP INC		
580135101 MCDONALDS CORP		
580645109 MCGROW HILL CO		
65243E104 NEWS CORP		
87612E106 TARGET CORP		
88732J207 TIME WARNER CABLE IN		
254687106 WALT DISNEY CO	26,825	32,967
02209S103 ALTRIA GROUP INC		
191216100 COCA COLA CO		
518439104 ESTEE LAUDER COMPANI		
393122106 GREEN MTN COFFEE		
50075N104 KRAFT FOODS INC		
713448108 PEPSICO INC		
718172109 PHILIP MORRIS INTERN		
742718109 PROCTER & GAMBLE CO		
931142103 WAL MART STORES INC		
931422109 WALGREEN CO		
037411105 APACHE CORP		
166764100 CHEVRON CORP		
20825C104 CONOCOPHILLIPS		
30231G102 EXXON MOBIL CORPORAT		

Name of Stock	End of Year Book Value	End of Year Fair Market Value
674599105 OCCIDENTAL PETE CORP		
025816109 AMERICAN EXPRESS CO	29,168	29,773
09247X101 BLACKROCK INC	23,726	25,029
354613101 FRANKLIN RESOURCES I		
46625H100 JPMORGAN CHASE & CO	35,272	38,925
002824100 ABBOTT LABS		
075887109 BECTON DICKINSON & C		
46120E602 INTUITIVE SURGICAL I		
478160104 JOHNSON & JOHNSON	36,353	35,554
585055106 MEDTRONIC INC	29,480	29,241
58933Y105 MERCK & CO INC NEW		
149123101 CATERPILLAR INC		
369550108 GENERAL DYNAMICS COR		
369604103 GENERAL ELECTRIC CO		
913017109 UNITED TECHNOLOGIES		
037833100 APPLE INC	30,658	43,048
053015103 AUTOMATIC DATA PROCE		
4581040100 INTEL CORP		
459200101 INTERNATIONAL BUSINE		
747525103 QUALCOMM INC	23,444	26,387
882508104 TEXAS INSTRUMENTS IN		
35671D857 FREEPORT-MCMORAN COP		
74005P104 PRAXAIR INC COM	21,400	21,377
099724106 BORG WARNER INC		
124857202 CBS CORP		
243537107 DECKERS OUTDOOR CORP	5,277	5,007
25470F302 DISCOVERY COMMUNICAT		
256677105 DOLLAR GENERAL CORP		
53216107 LIMITED BRANDS INC		
741503403 PRICELINE COM INC		



Name of Stock	End of Year Book Value	End of Year Fair Market Value
751212101 RALPHA LAUREN CORP		
778296103 ROSS STORES INC	9,278	14,328
88023U101 TEMPUR SEALY INTERNA		
904311107 UNDER ARMOUR INC		
948626106 WEIGHT WATCHERS INTL		
969904101 WILLIAMS SONOMA INC		
966877106 WHOLE FOODS MKT		
127097103 CABOT OIL & GAS CORP		
13342B105 CAMERON INTL CORP		
20605P101 CONCHO RESOURCES INC		
678026105 OIL STATES INTERNATI		
723787107 PIONEER NAT RES		
80007P307 SANDRIDGE ENERGY INC		
03076C106 AMERIPRISE FINL INC		
12504L109 CBRE GROUP INC		
12572Q105 CME GROUP INC		
254709108 DISCOVER FINANCIAL		
87236Y108 TD AMERITRADE		
01449J105 ALERE INC		
015351109 ALEXION PHARMACEUTIC		
09061G101 BIOMARIN PHARMACEUTI		
14149Y108 CARDINAL HEALTH INC		
156782104 CERNER CORP COM		
222816100 COVANCE INC		
444859102 HUMANA INC		
452327109 ILLUMINA INC		
50540R409 LABORATORY CRP OF AM		
001084102 AGCO CORP COM		
231021106 CUMMINS INC.	19,755	20,905
365558105 GARDNER DENVER INC		

Name of Stock	End of Year Book Value	End of Year Fair Market Value
384802104 GRAINGER WW INC		
42805T105 HERTZ GLOBAL HOLDING		
485170302 KANSAS CITY SOUTHERN		
58733R102 MERCADOLIBRE INC		
773903109 ROCKWELL AUTOMATION		
893641100 TRANSDIGM GROUP		
896818101 TRIUMPH GROUP INC		
92345Y106 VERISK ANALYTICS INC		
95082P105 WESCO INTL INC	6,514	5,868
004764106 ACME PACKET INC		
00846U101 AGILENT TECHNOLOGIES		
049513104 ATMEL CORP		
052769106 AUTODESK INC		
177376100 CITRIX SYS INC		
192446102 COGNIZANT TECH SOLUT		
29444U502 EQUINIX INC		
34959E109 FORTINET INC		
315616102 F5 NETWORKS INC	9,465	11,481
366651107 GARTNER INC		
461202103 INTUIT COM		
595017104 MICROCHIP TECHNOLOGY		
756577102 RED HAT INC		
79466L302 SALESFORCE COM INC		
88076W103 TERADATA CORP		
88632Q103 TIBCO SOFTWARE INC		
896239100 TRIMBLE NAV LTD		
009363102 AIRGAS INC		
029912201 AMERICAN TOWER SYSTE		
580135101 MCDONALDS CORP		
02209S103 ALTRIA GROUP INC		

Name of Stock	End of Year Book Value	End of Year Fair Market Value
191216100 COCA COLA CO		
423074103 HEINZ H J CO		
494368103 KIMBERLY CLARK CORP	23,171	23,686
544147101 LORILLARD INC		
713448108 PEPSICO INC		
718172109 PHILIP MORRIS INTERN		
742718109 PROCTOR & GAMBLE CO		
761713106 REYNOLDS AMERICAN IN		
166764100 CHEVRON CORP		
20825C104 CONOCOPHILLIPS		
172062101 CINCINNATI FINANCIAL		
002824100 ABBOTT LABS		
110122108 BRISTOL MYERS SQUIBB		
532457108 ELI LILLY & CO COM		
478160104 JOHNSON & JOHNSON		
00206R102 AT & T INC		
156700106 CENTURYLINK, INC		
92343V104 VERIZON COMMUNICATIO		
97381W104 WINDSTREAM CORP		
209115104 CONSOLIDATED EDISON		
25746U109 DOMINION RES INC VA		
26441C105 DUKE ENERGY HOLDING		
69351T106 PPL CORPORATION		
842587107 SOUTHERN CO		
001317205 AIA GROUP LTD-SP ADR	9,446	14,331
003021714 ABERDEEN EMERG MARKE	129,607	121,052
00508X203 ACTUANT CORP-CL A		
00687A107 ADIDAS-AG ADR		
009126202 AIR LIQUIDE - ADR	10,470	12,177
014491104 ALEXANDER & BALDWIN		

Name of Stock	End of Year Book Value	End of Year Fair Market Value
018805101 ALLIANZ SE ADR	9,695	12,742
02364W105 AMERICA MOVIL S.A.B.		
02503X105 AMERICAN CAPITAL AGE		
025537101 AMERICAN ELECTRIC PO		
03073E105 AMERISOURCEBERGEN CO	5,514	10,368
032654105 ANALOG DEVICES INC		
03524A108 ANHEUSER-BUSCH INBEV	17,509	21,341
035710409 ANNALY CAPITAL MANAG		
03748R101 APARTMENT INVT & MGM	3,777	5,647
042068106 ARM HOLDINGS PLC - A	3,899	8,890
045387107 ASSA ABLOY AB-UNSP A	4,081	6,343
046353108 ASTRAZENECA PLC ADR		
049255706 ATLAS COPCO AB ADR	5,690	6,686
053484101 AVALONBAY CMNTYS INC	5,067	7,026
053611109 AVERY DENNISON CORP		
05534B760 BCE INC		
055434203 BG GROUP PLC - ADR	15,926	10,969
055921100 BMC SOFTWARE INC		
05615F102 BABCOCK & WILCOX CO		
056752108 BAIDU INC ADR	2,079	5,015
058498106 BALL CORP		
101121101 BOSTON PROPERTIES IN	5,210	7,979
105368203 BRANDYWINE RLTY TR B		
11133T103 BROADRIDGE FINANCIAL		
12082W204 BURBERRY GROUP PLC-S		
126132109 CNOOC - CHINA NATION		
12637N105 CSL LIMITED - ADR		
12673A108 CYS INVESTMENTS INC		
12686C109 CABLEVISION SYSTEMS-		
133131102 CAMDEN PPTY TR SH BE	3,907	4,726

Name of Stock	End of Year Book Value	End of Year Fair Market Value
13466Y105 CAMPUS CREST COMMUNI		
136375102 CANADIAN NATL RR CO	5,349	9,992
14170T101 CAREFUSION CORP		
143658300 CARNIVAL CORP		
16359R103 CHEMED CORP NEW	5,099	5,812
171232101 CHUBB CORP		
171340102 CHURCH & DWIGHT INC		
189054109 CLOROX CO		
191459205 COCHLEAR LTD-UNSPON		
19259P300 COINSTAR INC COM		
195872106 COLONIAL PPTYS TR CO		
198516106 COLUMBIA SPORTSWEAR		
20449X203 COMPASS GROUP PLC -		
229663109 CUBESMART	2,078	3,509
229669106 CUBIC CORP		
23304Y100 DBS GROUP HOLDINGS L	5,106	7,156
23317H102 DDR CORP	2,551	3,580
237545108 DASSAULT SYSTEMES S.	8,688	13,847
247916208 DENBURY RESOURCES		
25243Q205 DIAGEO PLC - ADR		
253868103 DIGITAL RLTY TR INC		
25960P109 DOUGLAS EMMETT INC		
26441C204 DUKE ENERGY HOLDING		
26613Q106 DUPONT FABROS TECHNO	1,206	1,795
26884U109 EPR PROPERTIES	2,567	3,400
278865100 ECOLAB INC		
28617Y101 ELEKTA AB-B SHS-UNSP		
29082A107 EMBRAER SA ADR		
29264F205 ENDO HEALTH SOLUTION		
29364G103 ENTERGY CORP NEW COM		

Name of Stock	End of Year Book Value	End of Year Fair Market Value
294752100 EQUITY ONE INC	1,801	2,460
29476L107 EQUITY RESIDENTIAL P	3,882	5,675
297178105 ESSEX PPTY TR COM	6,674	9,504
30161N101 EXELON CORPORATION		
30212P303 EXPEDIA INC		
30225T102 EXTRA SPACE STORAGE	1,591	4,046
30249U101 FMC TECHNOLOGIES INC		
307305102 FANUC CORPORATION AD	11,368	11,893
313747206 FEDERAL RLTY INVT TR	2,285	3,737
31847R102 FIRST AMERICAN FINAN		
32054K103 FIRST INDL RLTY TR I	2,835	4,852
33616C100 FIRST REPUBLIC BANK/		
343793105 FLSMIDTH & CO A/S AD		
358029106 FRESENIUS MEDICAL CA	5,281	6,091
364730101 GANNETT INC	7,515	11,303
368287207 0A0 GAZPROM LEVEL 1		
370023103 GENERAL GROWTH PROPE	4,692	8,073
37733W105 GLAXOSMITHKLINE PLC		
38143H381 GOLDMAN SACHS COMM S	12,855	8,974
38388F108 W. R. GRACE & CO COM		
40414L109 HCP INC	1,421	1,981
404280406 HSBC - ADR		
405024100 HAEMONETICS CORP MAS		
41043M104 HANG LUNG PPTYS LTD		
41902R103 HATTERAS FINANCIAL C		
42217K106 HEALTH CARE REIT INC	5,491	8,097
425883105 HENNES & MAURITZ AB		
43858F109 HONG KONG EXCH & CLE	4,446	6,247
44107P104 HOST HOTELS & RESORT	5,200	8,082
44980X109 IPG PHOTONICS CORP		

Name of Stock	End of Year Book Value	End of Year Fair Market Value
45104G104 ICICI BANK LTD. - AD	7,875	11,204
453038408 IMPERIAL OIL LTD COM	8,380	8,219
455807107 INDUST AND COMM BK O		
457187102 INGREDION INC	8,449	10,860
458140100 INTEL CORP	33,774	35,201
465562106 ITAU UNIBANCO H-SPON	9,436	7,351
465685105 ITC HLDGS CORP		
466140100 JGC CORP-UNSPONSORED	8,405	6,025
48667L106 KDDI CORP-UNSPONSORE	7,151	7,379
495724403 KINGFISHER PLC - ADR		
500458401 KOMATSU LIMITED - AD	3,622	3,367
50076Q106 KRAFT FOODS GROUP IN		
50077C106 KRATON PERFORMANCE P		
501897102 LI & FUNG LTD ADR		
502117203 L'OREAL - ADR	6,691	9,899
502441306 LVMH MOET HENNESSY U	4,227	4,511
515098101 LANDSTAR SYS INC COM	10,040	10,807
52602E102 LENDER PROCESSING SE		
54338V101 LONZA GROUP AG ADR		
549764108 LUFKIN INDS INC COM		
55261F104 M & T BANK CORPORATI		
57686G105 MATSON INC.		
577081102 MATTEL INC		
58155Q103 MCKESSON CORP		
592688105 METTLER-TOLEDO INTL		
59410T106 MICHELIN (CGDE) ADR		
606822104 MITSUBISHI UFJ FINL		
609207105 MONDELEZ INTERNATIONAL		
62474M108 MTN GROUP LTD ADR	7,018	6,888
62855J104 MYRIAD GENETICS INC		

Name of Stock	End of Year Book Value	End of Year Fair Market Value
636180101 NATIONAL FUEL GAS CO		
636274300 NATIONAL GRID PLC AD		
641069406 NESTLE S.A. REGISTER	12,294	15,538
64126X201 NEUSTAR INC	8,837	9,897
649445103 NEW YORK CMNTY BANCO		
65248E104 NEWS CORP		
65473P105 NISOURCE INC		
65528V107 NOKIAN TYRES OYJ-UNS		
66987V109 NOVARTIS AG - ADR	37,940	40,307
670100205 NOVO NORDISK A/S - A	10,806	14,643
680223104 OLD REP INTL CORP		
681919106 OMNICOM GROUP		
68389X105 ORACLE CORPORATION		
683974505 OPPENHEIMER DEVELOPI		
705015105 PEARSON PLC - ADR		
70509V100 PEBBLEBROOK HOTEL TR	3,080	5,612
709102107 PENNSYLVANIA REAL ES		
71654V408 PETROLEO BRASILEIRO		
718546104 PHILLIPS 66		
731068102 POLARIS INDS INC COM	6,795	11,041
73755L107 POTASH CORP SASK		
74340W103 PROLOGIS INC	5,856	8,305
74460D109 PUBLIC STORAGE INC C	4,060	7,024
74463M106 PUBLICIS GROUPE S.A.		
74835Y101 QUESTCOR PHARMACEUTI		
751452202 RAMCO-GERSHENSON PPT		
756255204 RECKITT BENCKIS/S AD		
758766109 REGAL ENTERTAINMENT		
759509102 RELIANCE STL & ALUM		
76131V202 RETAIL PROPERTIES OF		



Name of Stock	End of Year Book Value	End of Year Fair Market Value
767204100 RIO TINTO PLC - ADR		
767744105 RITCHIE BROS AUCTION		
771195104 ROCHE HOLDINGS LTD -	30,056	33,412
780097689 ROYAL BANK OF SCOTLA		
780259107 ROYAL DUTCH SHELL PL		
780259206 ROYAL DUTCH SHELL PL	7,702	6,293
783764103 RYLAND GROUP INC		
78440X101 SL GREEN REALTY CORP	5,025	8,569
78463V107 SPDR GOLD TRUST		
78572M105 SABMILLER PLC - ADR		
790849103 ST JUDE MED INC		
803054204 SAP SE	9,373	11,283
803866300 SASOL LIMITED - ADR	3,738	2,810
804395101 SAUL CTRS INC COM	1,678	2,402
80585Y308 SBERBANK-SPONSORED A		
80589M102 SCANA CORP-W/I		
806857108 SCHLUMBERGER LTD	7,204	8,370
80687P106 SCHNEIDER ELECTRIC S	8,132	8,372
816851109 SEMPRA ENERGY COM		
81721M109 SENIOR HOUSING PROP		
826197501 SIEMENS AG - ADR		
828806109 SIMON PROPERTY GROUP	11,794	22,035
835495102 SONOCO PRODS CO		
83569C102 SONOVA HOLDIN-UNSPON	3,280	5,167
835898107 SOTHEBYS		
86272T106 STRATEGIC HOTELS & R	1,415	2,950
866674104 SUN CMNTYS INC COM	2,126	2,539
867892101 SUNSTONE HOTEL INVS	2,452	3,385
867914103 SUNTRUST BANKS INC		
86959C103 SVENSKA HANDELSB-A-U	3,135	4,376

Name of Stock	End of Year Book Value	End of Year Fair Market Value
870123106 SWATCH GROUP AG/THE-	6,526	6,239
87160A100 SYNGENTA AG - ADR		
87162H103 SYNTEL INC	8,776	11,785
871829107 SYSCO CORP		
87184P109 SYSMEX CORP-UNSPON A	5,241	11,890
872375100 TECO ENERGY INC		
87264S106 TRW AUTOMOTIVE HLDGS		
874039100 TAIWAN SEMICONDUCTOR	11,776	17,926
876664103 TAUBMAN CTRS INC COM	3,219	3,286
879433829 TELEPHONE AND DATA S		
88019R641 TEMPLETON FRONTIER M		
88019R690 TEMPLETON EMER MKT S	142,000	151,699
88032Q109 TENCENT HOLDINGS LTD		
88033G407 TENET HEALTHCARE COR		
881575302 TESCO PLC - ADR		
881624209 TEVA PHARMACEUTICAL	8,524	8,972
891027104 TORCHMARK CORP		
89151E109 TOTAL S.A. - ADR		
892331307 TOYOTA MOTOR CORPORA		
899415202 TULLOW OIL PLC ADR		
900148701 TURKIYE GARANTI BANK	6,616	6,626
90384S303 ULTA SALON COSMETICS	8,917	11,122
90460M204 UNI CHARM CORPORATIO	6,929	11,544
904767704 UNILEVER PLC - ADR	7,263	7,894
920253101 VALMONT INDS INC		
92276F100 VENTAS INC COM	6,866	8,819
92857W209 VODAFONE GROUP PLC N		
929042109 VORNADO REALTY TRUST	5,397	7,887
92933H101 WPP GRP PLC AMER DEP		
93114W107 WAL-MART DE MEXICO-S		

Name of Stock	End of Year Book Value	End of Year Fair Market Value
94946T106 WELLCARE HEALTH PLAN		
96208T104 WEX INC		
981419104 WORLD ACCEP CORP DEL		
981475106 WORLD FUEL SERVICES		
98389B100 XCEL ENERGY INC		
983919101 XILINX INC		
984121103 XEROX CORP		
98418R100 XINYI GLASS HOLDI-UN	1,394	1,255
988498101 YUM BRANDS INC		
D18190898 DEUTSCHE BANK AG REG		
G0457F107 ARCOS DORADOS HOLDIN		
G1151C101 ACCENTURE PLC	31,007	32,598
G16962105 BUNGE LIMITED	5,949	8,000
G30397106 ENDURANCE SPECIALTY		
G491BT108 INVESCO LIMITED		
G62185106 MONTPELIER RE HOLDIN		
G9618E107 WHITE MTNS INS GROUP		
M22465104 CHECK POINT SOFTWARE		
N07059210 ASML HOLDING NV-NY R		
N72482107 QIAGEN N.V.		
N97284108 YANDEX NV-A		
001055102 AFLAC INC		
001204106 AGL RES INC COM	9,156	10,084
00164V103 AMC NETWORKS INC		
004498101 ACI WORLDWIDE INC		
00724F101 ADOBE SYS INC		
008252108 AFFILIATED MANAGERS		
018490102 ALLERGAN INC		
018581108 ALLIANCE DATA SYS CO		
02043Q107 ALNYLAM PHARMACEUTIC		

Name of Stock	End of Year Book Value	End of Year Fair Market Value
02263T104 AMADEUS IT HOLDING-U		
023135106 AMAZON COM INC COM		
025676206 AMERICAN EQUITY INVT		
025932104 AMERICAN FINL GROUP	7,806	9,169
03027X100 AMERICAN TOWER CORP		
03674X106 ANTERO RESOURCES COR		
042735100 ARROW ELECTRS INC	10,090	11,289
045327103 ASPEN TECHNOLOGY INC		
04685W103 ATHENAHEALTH INC		
05329W102 AUTONATION INC		
05564E106 BRE PPTYS INC CL A 1		
05946K101 BANCO BILBAO VIZCAYA	6,067	5,831
067383109 BARD C R INC		
071813109 BAXTER INTL INC	20,833	21,621
072743206 BAYERISCHE MOTOREN W	11,510	11,719
073302101 B/E AEROSPACE, INC.		
084670702 BERKSHIRE HATHAWAY I		
088606108 BHP BILLITON LIMITED	5,895	3,786
097023105 BOEING CO		
112463104 BROOKDALE SR LIVING	1,181	1,577
126650100 CVS/CAREMARK CORPORA		
14040H105 CAPITAL ONE FINANCIA	36,566	36,735
150870103 CELANESE CORP		
151020104 CELGENE CORP COM		
15670R107 CEPHEID		
16115Q308 CHART INDUSTRIES INC		
16941M109 DPS CHINA MOBILE LIM		
17275R102 CISCO SYSTEMS INC		
189754104 COACH INC		
192422103 COGNEX CORP		

Name of Stock	End of Year Book Value	End of Year Fair Market Value
194014106 COLFAX CORPORATION		
20030N101 COMCAST CORP CLASS A		
204166102 COMMVault SYSTEMS IN		
216648402 COOPER COS INC COM N		
22160K105 COSTCO WHOLESALE COR	28,820	31,894
22160N109 COSTAR GROUP, INC		
225447101 CREE, INC		
233326107 DST SYS INC COM	8,890	11,204
23334L102 DSW INC		
23918K108 DAVITA HEALTHCARE PA		
25389M877 DIGITALGLOBE INC		
262037104 DRIL-QUIP INC COM		
264411505 DUKE REALTY CORPORAT	2,557	3,070
268648102 E M C CORP MASS	23,717	25,279
29413U103 ENVISION HEALTHCARE		
30215C101 EXPERIAN PLC - ADR		
30219E103 EXPRESS INC		
30241L109 FEI CO COM		
311900104 FASTENAL CO		
34964C106 FORTUNE BRANDS HOME		
36191G107 GNC HOLDINGS INC		
375558103 GILEAD SCIENCES INC	20,214	22,622
38141G104 GOLDMAN SACHS GROUP		
38259P508 GOOGLE INC	48,659	47,229
384109104 GRACO INC		
38526M106 GRAND CANYON EDUCATI		
399473107 GROUPON INC		
40171V100 GUIDEWIRE SOFTWARE I		
402635304 GULFPORT ENERGY CORP		
428291108 HEXCEL CORP NEW COM		

Name of Stock	End of Year Book Value	End of Year Fair Market Value
440543106 HORNBECK OFFSHORE SV		
456837103 ING GROEP N.V. - ADR		
45866F104 INTERCONTINENTALEXCH		
46115H107 INTESA SANPAOLO-SPON		
478366107 JOHNSON CONTROLS INC		
48137C108 JULIUS BAER GROUP LT		
49427F108 KILROY REALTY CORP C	3,201	4,351
50048H101 KONE OYJ-B-UNSPONSOR		
501173207 KUBOTA LIMITED - ADR		
501797104 L BRANDS INC		
501889208 LKQ CORP		
517942108 LASALLE HOTEL PROPER		
53578A108 LINKEDIN CORP		
536797103 LITHIA MOTORS INC CL	9,145	11,010
55003T107 LUMBER LIQUIDATORS H		
55345K103 MRC GLOBAL INC		
56585A102 MARATHON PETROLEUM C		
582839106 MEAD JOHNSON NUTRITI		
58463J304 MEDICAL PPTYS TR INC		
594918104 MICROSOFT CORP	35,888	39,018
596278101 MIDDLEBY CORP	10,738	12,883
600544100 MILLER HERMAN INC		
606783207 MITSUBISHI ESTATE CO	6,082	4,408
61022V107 MONOTARO CO LTD-UNSP	1,918	1,725
611740101 MONSTER BEVERAGE COR		
637071101 NATIONAL OILWELL INC		
64110L106 NETFLIX.COM INC		
654902204 NOKIA CORPORATION -		
675232102 OCEANEERING INTL INC		
680665205 OLIN CORP 1 COM & 1		

Name of Stock	End of Year Book Value	End of Year Fair Market Value
690768403 OWENS ILL INC COM NE		
693656100 PVH CORP		
69367U105 BANK MANDIRI TBK UNS		
69480U206 PACIFIC RUBIALES ENE		
74762E102 QUANTA SVCS INC COM		
761283100 RESTORATION HARDWARE		
767754104 RITE AID CORP		
78388J106 SBA COMMUNICATIONS C		
78454L100 SM ENERGY CO	11,875	5,903
795435106 SALIX PHARMACEUTICAL		
81762P102 SERVICENOW INC		
82481R106 SHIRE PLC ADR	8,529	9,777
828336107 SILVER WHEATON CORP		
82968B103 SIRIUS XM HOLDINGS I		
848637104 SPLUNK INC		
855244109 STARBUCKS CORP COM		
86562X106 SUMITOMO MITSUI TR-S	2,488	2,062
87157D109 SYNAPTICS INC	8,662	11,290
872540109 TJX COS INC NEW	20,271	23,317
87336U105 TABLEAU SOFTWARE INC		
876568502 TATA MTRS LTD ADR		
87817A107 TEAM HEALTH HOLDINGS		
883556102 THERMO FISHER SCIENT		
88579Y101 3M CO		
886547108 TIFFANY & CO NEW		
891894107 TOWERS WATSON & CO C		
90267B682 ETRACS ALERIAN MLP U	97,353	98,049
902973304 US BANCORP DEL NEW		
90347A100 UBIQUITI NETWORKS IN	9,763	7,380
907818108 UNION PACIFIC CORP		

Name of Stock	End of Year Book Value	End of Year Fair Market Value
909218109 UNIT CORP		
911312106 UNITED PARCEL SERVIC	26,455	28,904
911363109 UNITED RENTAL INC CO		
91324P102 UNITEDHEALTH GROUP I		
92210H105 VANTIV INC		
92532F100 VERTEX PHARMACEUTICA		
92826C839 VISA INC-CLASS A SHR	13,997	20,452
928563402 VMWARE INC		
92937A102 WPP PLC NEW ADR	7,729	13,325
930059100 WADDELL & REED FINAN		
966837106 WHOLE FOODS MKT INC		
G0083B108 ACTAVIS PLC		
G01767105 ALKERMES PLC		
G27823106 DELPHI AUTOMOTIVE PL		
G29183103 EATON CORP PLC	25,377	25,689
G5480U104 LIBERTY GLOBAL PLC-A		
G5480U120 LIBERTY GLOBAL PLC-S		
G60754101 MICHAEL KORS HOLDING		
G81477104 SINA CORPORATION		
H0023R105 ACE LIMITED		
M85548101 STRATASYS LTD		
P31076105 COPA HOLDINGS SA		
00507G102 ACTELION LTD-UNSP AD	2,171	2,063
009279100 AIRBUS GROUP NV - UN	3,836	3,233
011659109 ALASKA AIR GROUP INC	9,476	13,506
02917T104 AMERICAN REALTY CAPI	1,593	1,539
03232P405 AMSURG CORP	4,549	4,926
032359309 AMTRUST FINANCIAL SE	13,162	18,675
03485P201 ANGLO AMERN PLC ADR	2,093	1,694
041356205 ARLINGTON ASSET INVE	4,486	4,470



Name of Stock	End of Year Book Value	End of Year Fair Market Value
045055100 ASHTEAD GROUP PLC-UN	3,865	4,303
045519402 ASSOC BRITISH FOODS-	3,654	3,670
048173108 ATLANTIA SPA-UNSPONS	4,689	3,969
05565A202 BNP PARIBAS - ADR	7,978	7,022
05566U108 BOFI HOLDING INC	7,048	6,769
072730302 BAYER AG - ADR	9,373	9,579
08160H101 BENCHMARK ELECTRS IN	4,624	4,732
095180105 BLOUNT INTERNATIONAL	4,622	5,007
110448107 BRITISH AMERICAN TOB	8,962	7,979
111621306 BROCADE COMMUNICATIO	4,628	5,873
118440106 BUCKLE INC COM	8,406	8,403
124830100 CBL & ASSOC PPTYS IN	357	408
12637N204 CSL LTE-SPONSORED AD	3,920	8,060
128030202 CAL MAINE FOODS INC	4,617	4,996
142795202 CARLSBERG AS-B-SPON	2,863	2,201
15135B101 CENTENE CORP DEL	4,585	6,231
194162103 COLGATE PALMOLIVE CO	24,199	24,562
204319107 COMPAGNIE FINANCIERE	4,363	3,974
23381B106 DAIKIN INDUSTRIES-UN	6,972	6,460
234062206 DAIWA HOUSE IND LTD	7,079	6,443
235851102 DANAHER CORP	35,393	36,855
248019101 DELUXE CORP	4,628	4,980
260003108 DOVER CORP COM	17,211	15,420
26168L205 DREW INDUSTRIES INC	4,585	5,056
26875P101 EOG RESOURCES, INC	22,323	21,636
277923728 EATON VANCE GLOBAL M	85,000	84,186
28140H203 EDUCATION REALTY TRU	1,490	1,720
29084Q100 EMCOR GROUP INC COM	4,588	4,493
292218104 EMPLOYERS HOLDINGS I	4,782	5,055
29275Y102 ENERSYS	4,588	4,012

Name of Stock	End of Year Book Value	End of Year Fair Market Value
29355A107 ENPHASE ENERGY INC	4,839	4,473
30219G108 EXPRESS SCRIPTS HOLD	26,340	28,788
30239F106 FBL FINL GROUP INC C	4,638	5,745
31422T101 FEDERATED NATIONAL H	4,045	3,938
34988V106 FOSSIL GROUP INC	9,515	10,853
35804M105 FRESENIUS SE & CO-SP	4,386	4,656
35952Q106 FUCHS PETROLUB SE-PR	6,076	5,251
36162J106 GEO GROUP INC/THE	360	444
370334104 GENERAL MILLS INC	27,837	29,065
37253A103 GENTHERM INC	16,291	13,073
379577208 GLOBUS MEDICAL INC -	4,409	4,588
388689101 GRAPHIC PACKAGING HL	4,575	5,353
393222104 GREEN PLAINS INC.	3,853	2,998
393657101 THE GREENBRIER COMPA	4,516	3,385
40418F108 HFF INC	4,716	4,885
40428X222 HSBC FRONTIER MARKET	129,000	105,307
421924309 HEALTHSOUTH REHABILI	4,685	4,846
437076102 HOME DEPOT INC	27,074	28,867
450911201 ITT CORP	4,617	3,925
45672B305 INFORMA PLC-SP ADR	5,187	4,555
45772F107 INPHI CORP	4,633	5,599
458118106 INTEGRATED DEVICE TE	4,602	5,429
45824V209 INSYS THERAPEUTICS I	3,778	5,439
45825N107 INTELIGENT INC	4,541	5,987
458334109 INTER PARFUMS INC	9,854	8,592
46113M108 INTERVAL LEISURE GRO	7,933	7,917
461418246 PALMER SQUARE SSI AL	75,000	72,576
471105205 JAPAN TOBACCO INC-UN	3,671	3,158
48123V102 J2 GLOBAL INC	4,612	5,704
516012101 LANNETT INC	12,302	11,578

Name of Stock	End of Year Book Value	End of Year Fair Market Value
518415104 LATTICE SEMICONDUCTO	4,669	3,831
526107107 LENNOX INTERNATIONAL	4,166	4,278
53224V100 LIFELOCK INC	3,746	5,534
535223200 LINDE AG ADR	4,241	4,171
539439109 LLOYDS BANKING GROUP	7,592	6,756
560877300 MAKITA CORPORATION -	5,887	4,370
576853105 MATRIX SVC CO	4,580	2,902
58502L104 MEDIOLANUM SPA-UNSP0	4,198	3,351
603158106 MINERALS TECHNOLOGIE	10,117	11,181
64128R608 NEUBERGER BERMAN LON	100,000	99,923
646025106 NEW JERSEY RES CORP	4,535	4,957
655044105 NOBLE ENERGY INC	22,173	19,683
67069D108 NUTRI SYS INC	4,645	4,848
670704105 NUVASIVE INC	4,633	6,178
682128103 OMNIVISION TECHNOLOG	4,654	5,538
683974604 OPPENHEIMER DEVELOPI	148,000	156,691
69329Y104 PDL BIOPHARMA INC	4,654	3,639
693475105 PNC FINANCIAL SERVIC	29,329	30,562
69924R108 PARAMOUNT GROUP INC	2,256	2,268
71714F104 PHARMERICA CORP	4,567	3,251
724078100 PIPER JAFFRAY COS	4,663	4,705
74267C106 PROASSURANCE CORPORA	4,583	4,605
744320102 PRUDENTIAL FINL INC	26,435	28,495
74435K204 PRUDENTIAL PLC - ADR	10,638	10,342
74736A103 QTS REALTY TRUST INC	4,531	5,313
74925K581 ROBECO BP LNG/SHRT R	80,000	84,376
749660106 RPC INC	7,814	7,042
74972G103 RPX CORP	4,627	3,679
749941100 RF MICRO DEVICES INC	3,808	6,454
756568101 RED ELECTRICA COR-UN	3,181	3,163

Name of Stock	End of Year Book Value	End of Year Fair Market Value
761655604 REXAM PLC-SPONSORED	6,144	4,808
772739207 ROCK-TENN CO CL A	10,159	12,379
775109200 ROGERS COMMUNICATION	25,835	25,376
775781206 ROLLS-ROYCE HOLDINGS	6,263	4,703
780641205 KONINKLIJKE KPN N.V.	3,027	2,812
783332109 RUTH'S HOSPITALITY G	4,630	5,595
783513104 RYANAIR HOLDINGS PLC	4,292	5,702
78392U105 RYOHIN KEIKAKU CO-UN	2,402	2,426
78463X863 SPDR DJ WILSHIRE INT	189,613	178,834
79588J102 SAMPO OYJ-A SHS-UNSP	5,660	5,232
80007R105 SANDS CHINA LTD-UNSP	12,398	8,470
801056102 SANMINA CORP	4,738	4,871
81619Q105 SELECT MEDICAL HOLDI	4,632	4,219
81783H105 SEVEN & I HOLDINGS C	7,388	6,130
830566105 SKECHERS U S A INC	4,521	5,580
833034101 SNAP ON INC	31,110	31,450
83404D109 SOFTBANK CORP-UNSPON	8,412	6,772
83416B109 SOLARWINDS INC	5,131	5,880
847560109 SPECTRA ENERGY CORP	25,256	23,595
85771P102 STATOIL ASA ADR	16,371	12,767
862121100 STORE CAPITAL CORP	972	1,059
863667101 STRYKER CORP	25,572	26,412
86562M209 SUMITOMO TRUST AND B	7,743	6,814
868459108 SUPERNUS PHARMACEUTI	4,609	4,349
870195104 SWEDBANK AB ADR	6,987	6,625
87155N109 SYMRISE AG ADR	4,185	4,704
88164L100 TESSERA TECHNOLOGIES	4,644	4,577
887317303 TIME WARNER INC	30,883	32,460
888706108 TIVO INC	4,609	4,345
891826109 TOWER INTERNATIONAL	4,588	3,373

<b>Name of Stock</b>	<b>End of Year Book Value</b>	<b>End of Year Fair Market Value</b>
894648104 TRECORA RESOURCES	4,606	5,013
902641646 E-TRACS ALERIAN MLP	40,098	35,890
904708104 UNIFIRST CORP MASS	4,653	5,465
909214306 UNISYS CORPORATION	4,561	5,365
910710102 UNITED INSURANCE HOL	4,326	5,092
913004107 UNITED STATIONERS IN	11,156	11,130
91307C102 UNITED THERAPEUTICS	8,475	10,230
913483103 UNIVERSAL ELECTRONIC	4,579	6,308
918204108 V F CORP	27,762	28,462
919134304 VALEO - ADR	4,934	5,016
92220P105 VARIAN MED SYS INC	9,743	10,208
939647103 WASHINGTON PRIME GRO	760	1,050
977868306 WOLSELEY PLC	4,196	4,497
977874205 WOLTERS KLUWER NV -	3,203	3,508
G5753U112 MAIDEN HOLDINGS LTD	4,716	5,026
G6648D109 HOME LOAN SERVICING	4,499	4,626
G81276100 SIGNET JEWELERS LIMI	3,034	3,816
N07831105 AVG TECHNOLOGIES	4,607	4,580
N6596X109 NXP SEMICONDUCTORS N	2,975	3,132

# **TY 2014 Investments Government Obligations Schedule**

**Name:** ELIZABETH HURLOCK BECKMAN AWARD

**EIN:** 37-1564854

**US Government Securities - End of  
Year Book Value:**

172,040

**US Government Securities - End of  
Year Fair Market Value:**

172,469

**State & Local Government  
Securities - End of Year Book  
Value:**

**State & Local Government  
Securities - End of Year Fair  
Market Value:**

TY 2014 Investments - Other Schedule

**Name:** ELIZABETH HURLOCK BECKMAN AWARD  
**EIN:** 37-1564854

Category/ Item	Listed at Cost or FMV	Book Value	End of Year Fair Market Value
3371M4166 FIRST TRUST			
3371M4174 FIRST TRUST			
33733R154 FIRST TRUST			
373218197 GA INSURED MUNI			
373218213 GA INSURED MUNI			
373217876 GA INSD MUNI INCOME			
373218148 GA INSRD MUNI INCTR			
373218163 GA INSURED MUNI			
373218171 GA INSURED MUNI			
373219239 GA INSURED MUNI.			
373218114 GA INSURED MUNI			
373218130 GA INSURED MUNI			
373219120 GA INSURED MUNI			
373218536 GA INSURED MUNI.			
373218635 GA INSURED MUNI.			
373218650 GA INSURED MUNI.			
373218866 GA INSURED MUNI.			
373219161 GA INSURED MUNI.			
373218593 GA INSURED MUNI.			
373218718 GA INSURED MUNI.			
373219153 GA INSURED MUNI.			
373218569 GA INSURED MUNI.			
373218692 GA INSURED MUNI.			
373218700 GA INSURED MUNI.			
373218759 GA INSURED MUNI.			
373218684 GA INSURED MUNI.			
373218254 INSURED MUNI INCOME			
373219245 INSURED MUNICIPAL			
67101M314 NUVEEN TAX EXEMPT			
247361702 DELTA AIR LINES INC			

Category / Item	Listed at Cost or FMV	Book Value	End of Year Fair Market Value
ALPHAMETRIX MANAGED			
GRAHAM ALTERNATIVE INVESTMENT			
GRAHAM ALTERNATIVE INVESTMENT			
PARTNERS GROUP PRIVATE EQUITY			
RICI LINKED PAM TOTAL INDEX			
ROBECO-SAGE MUTLIT STRATEGY			
ROBECO-SAGE MUTLI STRATEGY			
CB RICHARD ELLIS REALTY			
26852M105 ELL INTERNATIONAL			
722005667 PIMCO COMMODITY			
78463V107 SPDR GOLD TRUST			
779919109 T ROWE PRICE REAL			
7CH0002T4 MCGRAW HILL			
008882532 AIM INTERNATIONAL			
04315J860 ARTIO GLOBAL HIGH			
693390593 PIMCO MODERATE DUR.			
693390882 PIMCO FOREIGN BD FD			
693391559 PIMCO EMERG MKTS BD-			
72369B406 PIONEER HIGH YIELD			
921937850 VANGUARD SHORT-TERM			
94985D582 WELLS FARGO ADVANT.			
949917538 WELLS FARGO ADVAN.			
465562106 ITAU UNIBANCO BANCO			
465562106 ITAU UNIBANCO BANCO			
928662402 VOKSWAGEN AG PFD			
464288588 ISHARES BARCLAYS MBS			
693391104 PIMCO REAL RETURN F			
042068106 ARM HOLDINGS PLC-ADR			
373218239 GEORGIA INSUREE MUNI			
009126202 AIR LIQUIDE- ADR			



Category / Item	Listed at Cost or FMV	Book Value	End of Year Fair Market Value
H01301102 ALCON INC			
018805101 ALLIANZ SE			
02364W105 AMERICA MOVIL SAB			
02364W105 AMERICA MOVIL SAB			
042068106 ARM HOLDINGS PLC-ADR			
045387107 ASSA ABLOY AB			
049255706 ATLAS COPCO AB			
055434203 BG GROUP PLC-ADR			
055434203 BG GROUP PLC-ADR			
05565A202 BNP PARIBAS-ADR			
111013108 BRITISH SKY BROADCAST			
G16962105 BUNGE LIMITED			
136385101 CANADIAN NAT RES LTD			
136375102 CANADIAN NATL RR CO			
138006309 CANON INC			
238006309 CANNON INC			
143658300 CARNIVAL CORP			
143658300 CARNIVAL CORP			
1694EN103 CHINA MERCHANTS HOLD			
16940R109 CHINA RESOURCES ENTE			
126132109 CNOOC-CHINA NATIONAL			
1912EP104 COCA-COLA HELLENIC			
191459205 COCHLEAR LIMITED			
12637N105 CSL LIMITED			
237545108 DASSAULT SYSTEMES			
237545108 DASSAULT SYSTEMES SA			
23304Y100 DBS GROUP HOLDINGS			
29082A107 EMBRAER SA			
292505104 ENCANA CORP			
296036304 ERSTE GROUP BANK			

Category / Item	Listed at Cost or FMV	Book Value	End of Year Fair Market Value
307305102 FANUC LTD			
307305102 FANUC LTD			
434793105 FLSMIDTH & CO			
358029106 FRESENIUS MEDICAL CA			
358029106 FRESINIUS MEDICAL CA			
41043M104 HANG LUNG PPTYS LTD			
425883105 HENNES & MAURITZ AB			
43858F109 HONG KONG EXCHANGE			
443251103 HOYA CORP			
404280406 HSBC-ADR			
45104G104 ICICI BANK LTD-ADR			
453038408 IMPERIAL OIL LTD			
455807107 INDUSTRIAL AND COMME			
456788108 INFOSYS TECHNOLOGIES			
48206M102 JUPITER TELECOM			
495724403 KINGFISHER PLC-ADR			
500458401 KOMATSU LIMITED-ADR			
502117203 L'OREAL-ADR			
505861401 LAFARGE-ADR			
501897102 LI & FUNG LTD			
H50430232 LOGITECH INTERNATIONAL			
H50430232 LOGITECH INTERNATIONAL			
54338V101 LONZA GROUP AG			
502441306 LVMH MOET HENNESSY			
502441306 LVMH MOET HENNESSY			
56164U107 MAN GROUP PLC			
606822104 MITSUBISHI UFJ			
G62185106 MONTPELIER RE HOLDIN			
62474M108 MTN GROUP LTD			
641069406 NESTLE SA REGISTERED			

Category / Item	Listed at Cost or FMV	Book Value	End of Year Fair Market Value
641069406 NESTLE SA REGISTERED			
647581107 NEW ORIENTAL ED & TE			
66987V109 NOVARTIS AG-ADR			
670100205 NOVO NORDISK A/S-ADR			
670100205 NOVO NORDISK A/A-ADR			
71654V101 PETROLEO BRASILEIRO			
73755L107 POTASH CORP SASK			
7443M106 PUBLICIS GROUPE SA-AD			
N72482107 QIAGEN N.V			
756255105 RECKITT BENCKISER GR			
771195104 ROCHE HOLDINGS LTD-			
78572M105 SABMILLER PLC-ADR			
803054204 SAP AG-ADR			
803054204 SAP AG-ADR			
803866300 SASOL LIMITED-ADR			
806857108 SCHLUMBERGER LTD			
806857108 SCHLUMBERGER LTD			
80687P106 SCHNEIDER ELECTRIC S			
83175M205 SMITH & NEPHEW PLC-			
870123106 SWATCH GROUP AG			
874039100 TAIWAN SEMICONDUCTOR			
879382208 TELEFONICA SA-ADR			
88032Q109 TENCENT HOLDIGN			
881575302 TESCO PLC-ADR			
881575302 TESCO PLC-ADR			
881624209 TEVA PHARMACEUTIAL			
881624209 TEVA PHARMACEUTICAL			
881624209 TEVA PHARMACEUTICAL			
892331307 TOYOTA MOTOR CORP			
900148701 TURKIYA GARANTI			

Category / Item	Listed at Cost or FMV	Book Value	End of Year Fair Market Value
900148701 TURKIYE GARANTI			
H89128104 TYCO INTERNATIONAL			
90460M105 UNICHARM CORPORATION			
904767704 UNILEVER PLC-ADR			
925458101 VESTAS WIND SYS A/S			
93114W107 WAL-MART DE MEXICO			
93114W107 WAL-MART DE MEXICO			
G9618E107 WHITE MOUNTAINS INSU			
92933H101 WPP GROUP PLC			
368287207 0A0 GAZPROM LEVEL			
368287207 0A0 GAZPROM LEVEL			
239080401 DAVIS NEW YORK VENTU			
411511504 HARBOR CAPITAL APPRI			
464287168 ISHARES DOW JONES			
949917355 WELLS FARGO ADVTG			
961323409 WESTPORT FUND SELECT			
256206103 DODGE & COX INTERNAT			
52106N889 LAZARD EMERGING MKT			
26613Q106 DUPONT FABROS TECHN			
49455U100 KINDER MORGAN MGMT			
ASGI AGILITY INCOME FUND			
WELLS FARGO MULTI-STRATEGY 100			
GRAHAM ALTERNATIVE INVESTMENT			
015271109 ALEXANDRIA RE EQUITIE			
00163T109 AMB PPTY CORP			
024835100 AMERICAN CAMPUS			
035710409 ANNALY CAPITAL MGMT			
03748R101 APARTMENT INVT & MGM			
053484101 AVALONBAY CMNTY			
101121101 BOSTON PROPERTIES			

Category / Item	Listed at Cost or FMV	Book Value	End of Year Fair Market Value
195872106 COLONIAL PPTYS			
253868103 DIGITAL RLTY TR			
25960P109 DOUGLAS EMMETT INC			
28140H104 EDUCATION RLTY			
29380T105 ENTERTAINMENT PPTYS			
29472R108 EQUITY LIFESTYLE PPT			
294752100 EQUITY ONE INC			
29476L107 EQUITY RESIDENTIAL			
297178105 ESSEX PPTY TR COM			
313747206 FEDERAL RLTY INVT			
32054K103 FIRST INDL RLTY			
370023103 GENERAL GRWTH PROPER			
379302102 GLIMCHER RLTY TR			
41902R103 HATTERAS FINANCIAL			
40414L109 HCP INC			
42217K106 HEALTH CARE REIT INC			
427825104 HERSHA HOSPITALITY			
431284108 HIGHWOODS PPTYS INC			
437306103 HOME PROPERTIES			
44107P104 HOST HOTELS & RESORT			
49446R109 KIMCO RLTY CORP			
517942108 LASALLE HOTEL PROPER			
554382101 MACERICH CO			
59522J103 MID AMERICA APARTMEN			
743410102 PROLOGIS SHS OF BENE			
69360J107 PS BUSINESS PARKS			
74460D109 PUBLIC STORAGE INC			
751452202 RAMCO-GERSHENSON			
828806109 SIMON PROPERTY GRP			
78440X101 SL GREEN REALTY CORP			

Category / Item	Listed at Cost or FMV	Book Value	End of Year Fair Market Value
875465106 TANGER FACTORY OUTLE			
876664103 TAUBMAN CTRS			
902653104 UDR INC			
92276F100 VENTAS INC			
929042109 VORNADO REALTY			
123998007 CHAMBERS STREET PROP			
70299F505 PARTNERS GROUP PRIVA			
961997061 ASGI MESIROW INSIGHT			
AMX993308 ALPHAMETRIX MGD FUT			
GRA994205 GRAHAM ALT INV FD II	AT COST	37,167	39,124
GTA991033 ASGI AURORA OPP FUND			
GTY995004 ASGI AGILITY INCOME			
RCI991006 RICI LINKED PAM TOTA	AT COST	97,255	72,160
RSG992316 ARDEN-SAGE MULT-STR			
4812C0803 JPMORGAN HIGH YIELD			
61744J747 MORGAN STANLEY INSTI			
261980494 DREYFUS EMG MKT DEBT			
722005220 PIMCO FOREIGN BOND (			
ASGI AGILITY INCOME FUND			
247361702 DELTA AIR LINES INC			
961323409 WESTPORT FUNDS SELEC			
464287234 ISHARES TR MSCI EMER			
ASGI AURORA OPPORTUNTIES FUND			
ASGI MESIROW INSIGHT TEI FUND			
ALPHAMETRIX MANAGED FUTRUES II			
ARDEN-SAGE MULTI-STRAGEGY			
7CH0002T4 MCGRAW HILL ROYALTIE			
902681105 UGI CORP			
008474108 AGNICO EGALE MINES			
12626K203 CRH PLC-ADR			

Category / Item	Listed at Cost or FMV	Book Value	End of Year Fair Market Value
H27178104 FOSTER WHEELER AG			
H2906T109 GARMIN LTD			
G47791101 INTERSOLL-RAND			
760975102 RESEARCH IN MOTION			
83172R108 SMART TECHNOLOGIES			
H8817H100 TRANSOCEAN LTD			
H27013103 WEATHERFORD INTERNAT			
00687A107 ADIDAS -AG			
M22465104 CHECK POINT SOFTWARE			
225401108 CREDIT SUISSE GROUP			
343793105 FLSMIDTH & CO A/S			
456837103 ING GROEP NV ADR			
48667L106 KDDI CORP			
80385Y308 SBERBANK OF RUSSIA			
826197501 SIEMENS AG-ADR			
878742204 TECK RESOURCES LIMIT			
92857W209 VODAFONE GROUP PLC			
N97284108 YANDEX NV			
136375102 CANADIAN NATL RR CO			
138006309 CANON INC-ADR			
466140100 JGC CORPORATION			
501897102 LI & FUNG LTD			
66987V109 NOVARTIS AG-ADR			
83569C102 SONOVA HOLDINGS AG			
870123106 SWATCH GROUP AG			
904767704 UNILEVER PLC-ADR			
024013104 AMERICAN ASSETS TRUS			
024835100 AMERICAN CAMPUS CMNT			
035710409 ANNALY CAPITAL MGMT			
044103109 ASHFORD HOSPITALITY			

Category / Item	Listed at Cost or FMV	Book Value	End of Year Fair Market Value
053484101 AVALONBAY CMNTYS INC			
05564E106 BRE PPTYS INC CLA A			
133131102 CAMDEN PPTY TR SH			
195872106 COLONIAL PPTYS TR			
30225T102 EXTRA SPACE STORAGE			
370023103 GENERAL GRWTH PROPER			
74340W103 PROLOGIS INC			
G0457F107 ARCOS DORADOS HOLDIN			
404280406 HSBC-ADR			
641069406 NESTLE SA REGISTERED			
767204100 RIO TINTO PLC-ADR			
771195104 ROCHE HOLDINGS LTD-			
780259206 ROYAL DUTCH SHELL			
89151E109 TOTAL SA-ADR			
G0457F107 ARCOS DORADOS HOLDIN			
042068106 ARM HOLDINGS PLC-ADR			
Y0486S104 AVAGO TECHNOLOGIES			
M22465104 CHECK POINT SOFTWARE			
29358Q109 ENSCO INTERNATIONAL			
G6359F103 NABORS INDUSTRIES LT			
82481R106 SHIARE PLC			
046353108 ASTRAZENECA PLC			
05534B760 BCE INC			
37733W105 GLAXOSMITHKLINE PLC-			
636274300 NATIONAL GRID PLC			
780259107 ROYAL DUTCH SHELL PL			
879382208 TELEFONICA SA-ADR			
89151E109 TOTAL SA-ADR			
904767704 UNILEVER PLC-ADR			
92857W209 VODAFONE GROUP PLC			



Category / Item	Listed at Cost or FMV	Book Value	End of Year Fair Market Value
40414L109 HCP INC			
42217K106 HEALTH CARE REIT INC			
29299D444 THE ENDOWMENT TEI FU			
70299RF16 PARTNERS GROUP PRIV	AT COST	223,150	334,732
AMX994405 ALPHAMETRIX MGD FUT			
GTC997004 ASGI CORBIN MULTI ST			
RSG999HB5 ARDEN-SAGE MULTI-STR			
879080133 TEJON RANCH CO			
AMX999HB6 ALPHAMETRIX MGD FUT			
GTA994003 ASGI AURORA OPPORTUN			
GTA999HB0 GAI AURORA OPP FUND	AT COST	8,191	8,191
GTC999HB8 GAI CORBIN FUND 5% H	AT COST	11,612	11,612
SKY990RF9 SKYBRIDGE MULTI-ADVI	AT COST	170,000	170,731

TY 2014 Other Assets Schedule

**Name:** ELIZABETH HURLOCK BECKMAN AWARD

**EIN:** 37-1564854

Description	Beginning of Year - Book Value	End of Year - Book Value	End of Year - Fair Market Value
7CH0002T4 MCGRAW HILL ROYALTIE	1	1	1

## TY 2014 Other Decreases Schedule

**Name:** ELIZABETH HURLOCK BECKMAN AWARD

**EIN:** 37-1564854

Description	Amount
MUTUAL FUND POSTING DATE AFTER TYE	7,987
ROC BASIS ADJUSTMENT	566
SALES WITH LOSS POST CURRENT EFF NEXT	6

**TY 2014 Other Expenses Schedule****Name:** ELIZABETH HURLOCK BECKMAN AWARD**EIN:** 37-1564854

Description	Revenue and Expenses per Books	Net Investment Income	Adjusted Net Income	Disbursements for Charitable Purposes
ADR FEE	842	842		0
PRINTING FOR AWARD CEREMONY	1,673	0		1,673
TRAVEL EXP FOR AWARD CEREMONY	15,263	0		15,263
OTHER EXP FOR AWARD CEREMONY	14,975	0		14,975
PARTNERSHIP OTHER DEDUCTIONS		4,348		0

**TY 2014 Other Income Schedule****Name:** ELIZABETH HURLOCK BECKMAN AWARD**EIN:** 37-1564854

Description	Revenue And Expenses Per Books	Net Investment Income	Adjusted Net Income
E-TRACS ALERIAN MLP	5,739	5,739	
FEE REBATES	4,719	4,719	
EXCISE TAX REFUND	355	0	
PARTNERSHIP INTEREST INCOME		80	
PARTNERSHIP OTHER INCOME		2,196	
PARTNERSHIP ORDINARY DIVIDENDS		6,663	
PARTNERSHIP NET ST G/L		-929	

## TY 2014 Other Increases Schedule

**Name:** ELIZABETH HURLOCK BECKMAN AWARD

**EIN:** 37-1564854

Description	Amount
MUTUAL FUND TAX EFFECTIVE DATE BEFORE TYE	1,728
PURCHASE ACCRUED INTEREST POSTING DATE PRIOR YEAR	311
SALES WITH GAIN POST CURRENT EFF NEXT	972
MUTUAL FUND ADJUSTMENT	503
ROUNDING	28

**TY 2014 Other Professional Fees Schedule****Name:** ELIZABETH HURLOCK BECKMAN AWARD**EIN:** 37-1564854

Category	Amount	Net Investment Income	Adjusted Net Income	Disbursements for Charitable Purposes
INVESTMENT MGMT FEES- SUBJECT T	10,035	10,035		

**TY 2014 Taxes Schedule****Name:** ELIZABETH HURLOCK BECKMAN AWARD**EIN:** 37-1564854

Category	Amount	Net Investment Income	Adjusted Net Income	Disbursements for Charitable Purposes
FOREIGN TAXES	1,845	1,845		0
FEDERAL TAX PAYMENT - PRIOR YE	2,637	0		0
FEDERAL ESTIMATES - PRINCIPAL	3,958	0		0
FOREIGN TAXES ON QUALIFIED FOR	1,100	1,100		0
FOREIGN TAXES ON NONQUALIFIED	552	552		0