



See a Social Security Number? Say Something!
Report Privacy Problems to <https://public.resource.org/privacy>
Or call the IRS Identity Theft Hotline at 1-800-908-4490



Return of Private Foundation

2014

Department of the Treasury
Internal Revenue Service

or Section 4947(a)(1) Trust Treated as Private Foundation
Do not enter social security numbers on this form as it may be made public.

Information about Form 990-PF and its separate instructions is at www.irs.gov/form990pf

Open to Public Inspection

For calendar year 2014 or tax year beginning , 2014, and ending , 20

Name of foundation
VANDERPOEL CONSERVATION FOUNDATION R66266009

Number and street (or P O box number if mail is not delivered to street address) Room/suite
10 S DEARBORN IL1-0117

City or town, state or province, country, and ZIP or foreign postal code
CHICAGO, IL 60603

A Employer identification number
36-7193086

B Telephone number (see instructions)
866-888-5157

C If exemption application is pending, check here

D 1 Foreign organizations, check here
2 Foreign organizations meeting the 85% test, check here and attach computation

E If private foundation status was terminated under section 507(b)(1)(A), check here

F If the foundation is in a 60-month termination under section 507(b)(1)(B), check here


G Check all that apply: Initial return Initial return of a former public charity
Final return Amended return
Address change Name change

H Check type of organization Section 501(c)(3) exempt private foundation
 Section 4947(a)(1) nonexempt charitable trust Other taxable private foundation

I Fair market value of all assets at end of year (from Part II, col. (c), line 16) **\$ 917,496.**

J Accounting method: Cash Accrual
 Other (specify) _____
(Part I, column (d) must be on cash basis)

Part I Analysis of Revenue and Expenses (The total of amounts in columns (b), (c), and (d) may not necessarily equal the amounts in column (a) (see instructions))		(a) Revenue and expenses per books	(b) Net investment income	(c) Adjusted net income	(d) Disbursements for charitable purposes (cash basis only)
Revenue	1 Contributions, gifts, grants, etc., received (attach schedule)	30,574.			
	2 Check <input checked="" type="checkbox"/> if the foundation is not required to attach Sch B				
	3 Interest on savings and temporary cash investments				
	4 Dividends and interest from securities	22,523.	22,504.		STMT 1
	5a Gross rents				
	b Net rental income or (loss)				
	6a Net gain or (loss) from sale of assets not on line 10	50,341.			
	b Gross sales price for all assets on line 6a	274,046.			
	7 Capital gain net income (from Part IV, line 2)		50,341.		
	8 Net short-term capital gain				
	9 Income modifications				
	10a Gross sales less returns and allowances				
b Less Cost of goods sold					
c Gross profit or (loss) (attach schedule)					
11 Other income (attach schedule)	-571.			STMT 2	
12 Total. Add lines 1 through 11	102,867.	72,845.			
Operating and Administrative Expenses	13 Compensation of officers, directors, trustees, etc.	8,417.	6,313.		2,104.
	14 Other employee salaries and wages		NONE	NONE	
	15 Pension plans, employee benefits		NONE	NONE	
	16a Legal fees (attach schedule)				
	b Accounting fees (attach schedule)				
	c Other professional fees (attach schedule)				
	17 Interest				
	18 Taxes (attach schedule) (see instructions)	1,428.	616.		STMT 3
	19 Depreciation (attach schedule) and depletion				
	20 Occupancy				
	21 Travel, conferences, and meetings		NONE	NONE	
	22 Printing and publications		NONE	NONE	
	23 Other expenses (attach schedule)	15.			15.
	24 Total operating and administrative expenses. Add lines 13 through 23.	9,860.	6,929.	NONE	2,119.
	25 Contributions, gifts, grants paid	39,536.			39,536.
26 Total expenses and disbursements. Add lines 24 and 25.	49,396.	6,929.	NONE	41,655.	
27 Subtract line 26 from line 12:					
a Excess of revenue over expenses and disbursements	53,471.				
b Net investment income (if negative, enter -0-)		65,916.			
c Adjusted net income (if negative, enter -0-)					



ENVELOPE POSTMARK DATE MAY 14 2015

SCANNED MAY 19 2015

Part II Balance Sheets		Attached schedules and amounts in the description column should be for end-of-year amounts only (See instructions)			
		Beginning of year	End of year		
		(a) Book Value	(b) Book Value	(c) Fair Market Value	
Assets	1	Cash - non-interest-bearing	903.	9,325.	9,325.
	2	Savings and temporary cash investments	56,923.	48,222.	48,222.
	3	Accounts receivable ▶ Less: allowance for doubtful accounts ▶			
	4	Pledges receivable ▶ Less: allowance for doubtful accounts ▶			
	5	Grants receivable			
	6	Receivables due from officers, directors, trustees, and other disqualified persons (attach schedule) (see instructions)			
	7	Other notes and loans receivable (attach schedule) ▶ Less: allowance for doubtful accounts ▶			NONE
	8	Inventories for sale or use			
	9	Prepaid expenses and deferred charges			
	10a	Investments - U S and state government obligations(attach schedule)			
	b	Investments - corporate stock (attach schedule)	524,586.	601,255.	699,791.
	c	Investments - corporate bonds (attach schedule)	67,672.	43,874.	43,489.
	11	Investments - land, buildings, and equipment basis ▶ Less accumulated depreciation ▶ (attach schedule)			
	12	Investments - mortgage loans			
	13	Investments - other (attach schedule)	117,865.	118,394.	116,669.
	14	Land, buildings, and equipment basis ▶ Less accumulated depreciation ▶ (attach schedule)			
15	Other assets (describe ▶)				
16	Total assets (to be completed by all filers - see the instructions Also, see page 1, item I)	767,949.	821,070.	917,496.	
Liabilities	17	Accounts payable and accrued expenses			
	18	Grants payable			
	19	Deferred revenue			
	20	Loans from officers, directors, trustees, and other disqualified persons			
	21	Mortgages and other notes payable (attach schedule)			
	22	Other liabilities (describe ▶)			
23	Total liabilities (add lines 17 through 22)			NONE	
Net Assets or Fund Balances	Foundations that follow SFAS 117, check here . <input type="checkbox"/> and complete lines 24 through 26 and lines 30 and 31.				
	24	Unrestricted			
	25	Temporarily restricted			
	26	Permanently restricted			
	Foundations that do not follow SFAS 117, . . . <input checked="" type="checkbox"/> check here and complete lines 27 through 31.				
	27	Capital stock, trust principal, or current funds	767,949.	821,070.	
	28	Paid-in or capital surplus, or land, bldg, and equipment fund			
29	Retained earnings, accumulated income, endowment, or other funds				
30	Total net assets or fund balances (see instructions)	767,949.	821,070.		
31	Total liabilities and net assets/fund balances (see instructions)	767,949.	821,070.		

Part III Analysis of Changes in Net Assets or Fund Balances

1	Total net assets or fund balances at beginning of year - Part II, column (a), line 30 (must agree with end-of-year figure reported on prior year's return)	1	767,949.
2	Enter amount from Part I, line 27a	2	53,471.
3	Other increases not included in line 2 (itemize) ▶	3	
4	Add lines 1, 2, and 3	4	821,420.
5	Decreases not included in line 2 (itemize) ▶ PRIOR PERIOD ADJUSTMENT	5	350.
6	Total net assets or fund balances at end of year (line 4 minus line 5) - Part II, column (b), line 30	6	821,070.

Part IV Capital Gains and Losses for Tax on Investment Income

(a) List and describe the kind(s) of property sold (e.g., real estate, 2-story brick warehouse; or common stock, 200 shs MLC Co)				(b) How acquired P - Purchase D - Donation	(c) Date acquired (mo., day, yr.)	(d) Date sold (mo., day, yr.)
1a PUBLICLY TRADED SECURITIES						
b						
c						
d						
e						
(e) Gross sales price	(f) Depreciation allowed (or allowable)	(g) Cost or other basis plus expense of sale	(h) Gain or (loss) (e) plus (f) minus (g)			
a 274,046.		223,705.	50,341.			
b						
c						
d						
e						
Complete only for assets showing gain in column (h) and owned by the foundation on 12/31/69						
(i) FM.V as of 12/31/69	(j) Adjusted basis as of 12/31/69	(k) Excess of col (i) over col (j), if any	(l) Gains (Col (h) gain minus col. (k), but not less than -0-) or Losses (from col (h))			
a			50,341.			
b						
c						
d						
e						
2 Capital gain net income or (net capital loss) { If gain, also enter in Part I, line 7 If (loss), enter -0- in Part I, line 7 }				2	50,341.	
3 Net short-term capital gain or (loss) as defined in sections 1222(5) and (6). If gain, also enter in Part I, line 8, column (c) (see instructions). If (loss), enter -0- in Part I, line 8				3		

Part V Qualification Under Section 4940(e) for Reduced Tax on Net Investment Income

(For optional use by domestic private foundations subject to the section 4940(a) tax on net investment income)

If section 4940(d)(2) applies, leave this part blank

Was the foundation liable for the section 4942 tax on the distributable amount of any year in the base period? Yes No
If "Yes," the foundation does not qualify under section 4940(e). Do not complete this part.

1 Enter the appropriate amount in each column for each year; see the instructions before making any entries

(a) Base period years Calendar year (or tax year beginning in)	(b) Adjusted qualifying distributions	(c) Net value of noncharitable-use assets	(d) Distribution ratio (col (b) divided by col (c))
2013	36,922.	837,398.	0.044091
2012	35,769.	743,026.	0.048140
2011	17,711.	729,328.	0.024284
2010	7,313.	665,857.	0.010983
2009	18,313.	565,488.	0.032384
2 Total of line 1, column (d)			0.159882
3 Average distribution ratio for the 5-year base period - divide the total on line 2 by 5, or by the number of years the foundation has been in existence if less than 5 years			0.031976
4 Enter the net value of noncharitable-use assets for 2014 from Part X, line 5			918,528.
5 Multiply line 4 by line 3			29,371.
6 Enter 1% of net investment income (1% of Part I, line 27b)			659.
7 Add lines 5 and 6			30,030.
8 Enter qualifying distributions from Part XII, line 4 If line 8 is equal to or greater than line 7, check the box in Part VI, line 1b, and complete that part using a 1% tax rate See the Part VI instructions.			41,655.

Part VI Excise Tax Based on Investment Income (Section 4940(a), 4940(b), 4940(e), or 4948 - see instructions)

Table with 11 rows for excise tax calculations. Includes sub-rows 6a-6d for credits and payments. Total tax due is 741, with 741 refunded.

Part VII-A Statements Regarding Activities

Table with 10 rows of activity statements. Columns for Yes/No. Includes questions about political activities, unrelated business income, and state reporting. Marked 'Yes' for 1a, 1b, 1c, 2, 3, 4a, 4b, 5, 6, 7, 8b, 9, 10.

Part VII-A Statements Regarding Activities (continued)

11 At any time during the year, did the foundation, directly or indirectly, own a controlled entity within the meaning of section 512(b)(13)? If "Yes," attach schedule (see instructions) 11 X
12 Did the foundation make a distribution to a donor advised fund over which the foundation or a disqualified person had advisory privileges? If "Yes," attach statement (see instructions) 12 X
13 Did the foundation comply with the public inspection requirements for its annual returns and exemption application? Website address N/A 13 X
14 The books are in care of JPMorgan Chase Bank, NA Telephone no (866) 888-5157 Located at 10 S DEARBORN ST. FL 21, CHICAGO, IL ZIP+4 60603
15 Section 4947(a)(1) nonexempt charitable trusts filing Form 990-PF in lieu of Form 1041 - Check here 15
16 At any time during calendar year 2014, did the foundation have an interest in or a signature or other authority over a bank, securities, or other financial account in a foreign country? 16 Yes No X
See the instructions for exceptions and filing requirements for FinCEN Form 114, (formerly TD F 90-22.1) if "Yes," enter the name of the foreign country

Part VII-B Statements Regarding Activities for Which Form 4720 May Be Required

File Form 4720 if any item is checked in the "Yes" column, unless an exception applies.

1a During the year did the foundation (either directly or indirectly):
(1) Engage in the sale or exchange, or leasing of property with a disqualified person? Yes No X
(2) Borrow money from, lend money to, or otherwise extend credit to (or accept it from) a disqualified person? Yes No X
(3) Furnish goods, services, or facilities to (or accept them from) a disqualified person? Yes No X
(4) Pay compensation to, or pay or reimburse the expenses of, a disqualified person? X Yes No
(5) Transfer any income or assets to a disqualified person (or make any of either available for the benefit or use of a disqualified person)? Yes No X
(6) Agree to pay money or property to a government official? (Exception. Check "No" if the foundation agreed to make a grant to or to employ the official for a period after termination of government service, if terminating within 90 days). Yes No X
b If any answer is "Yes" to 1a(1)-(6), did any of the acts fail to qualify under the exceptions described in Regulations section 53.4941(d)-3 or in a current notice regarding disaster assistance (see instructions)? 1b X
Organizations relying on a current notice regarding disaster assistance check here
c Did the foundation engage in a prior year in any of the acts described in 1a, other than excepted acts, that were not corrected before the first day of the tax year beginning in 2014? 1c X
2 Taxes on failure to distribute income (section 4942) (does not apply for years the foundation was a private operating foundation defined in section 4942(j)(3) or 4942(j)(5)):
a At the end of tax year 2014, did the foundation have any undistributed income (lines 6d and 6e, Part XIII) for tax year(s) beginning before 2014? Yes No X
If "Yes," list the years
b Are there any years listed in 2a for which the foundation is not applying the provisions of section 4942(a)(2) (relating to incorrect valuation of assets) to the year's undistributed income? (If applying section 4942(a)(2) to all years listed, answer "No" and attach statement - see instructions) 2b X
c If the provisions of section 4942(a)(2) are being applied to any of the years listed in 2a, list the years here
3a Did the foundation hold more than a 2% direct or indirect interest in any business enterprise at any time during the year? Yes No X
b If "Yes," did it have excess business holdings in 2014 as a result of (1) any purchase by the foundation or disqualified persons after May 26, 1969; (2) the lapse of the 5-year period (or longer period approved by the Commissioner under section 4943(c)(7)) to dispose of holdings acquired by gift or bequest, or (3) the lapse of the 10-, 15-, or 20-year first phase holding period? (Use Schedule C, Form 4720, to determine if the foundation had excess business holdings in 2014) 3b
4a Did the foundation invest during the year any amount in a manner that would jeopardize its charitable purposes? 4a X
b Did the foundation make any investment in a prior year (but after December 31, 1969) that could jeopardize its charitable purpose that had not been removed from jeopardy before the first day of the tax year beginning in 2014? 4b X

Part VII-B Statements Regarding Activities for Which Form 4720 May Be Required (continued)

5a During the year did the foundation pay or incur any amount to:

(1) Carry on propaganda, or otherwise attempt to influence legislation (section 4945(e))?. Yes No

(2) Influence the outcome of any specific public election (see section 4955); or to carry on, directly or indirectly, any voter registration drive?. Yes No

(3) Provide a grant to an individual for travel, study, or other similar purposes? Yes No

(4) Provide a grant to an organization other than a charitable, etc., organization described in section 4945(d)(4)(A)? (see instructions). Yes No

(5) Provide for any purpose other than religious, charitable, scientific, literary, or educational purposes, or for the prevention of cruelty to children or animals? Yes No

b If any answer is "Yes" to 5a(1)-(5), did any of the transactions fail to qualify under the exceptions described in Regulations section 53.4945 or in a current notice regarding disaster assistance (see instructions)? **5b**

Organizations relying on a current notice regarding disaster assistance check here

c If the answer is "Yes" to question 5a(4), does the foundation claim exemption from the tax because it maintained expenditure responsibility for the grant? Yes No

If "Yes," attach the statement required by Regulations section 53.4945-5(d).

6a Did the foundation, during the year, receive any funds, directly or indirectly, to pay premiums on a personal benefit contract? Yes No

b Did the foundation, during the year, pay premiums, directly or indirectly, on a personal benefit contract? Yes No **6b** X

If "Yes" to 6b, file Form 8870

7a At any time during the tax year, was the foundation a party to a prohibited tax shelter transaction? Yes No

b If "Yes," did the foundation receive any proceeds or have any net income attributable to the transaction? Yes No **7b**

Part VIII Information About Officers, Directors, Trustees, Foundation Managers, Highly Paid Employees, and Contractors

1 List all officers, directors, trustees, foundation managers and their compensation (see instructions).

(a) Name and address	(b) Title, and average hours per week devoted to position	(c) Compensation (if not paid, enter -0-)	(d) Contributions to employee benefit plans and deferred compensation	(e) Expense account, other allowances
JP MORGAN CHASE BANK NA 10 S Dearborn ST; MC; IL 1-0117, Chicago, IL 60603	trustee 2	8,417.	-0-	-0-

2 Compensation of five highest-paid employees (other than those included on line 1 - see instructions). If none, enter "NONE."

(a) Name and address of each employee paid more than \$50,000	(b) Title, and average hours per week devoted to position	(c) Compensation	(d) Contributions to employee benefit plans and deferred compensation	(e) Expense account, other allowances
NONE		NONE	NONE	NONE

Total number of other employees paid over \$50,000 **NONE**

Part VIII Information About Officers, Directors, Trustees, Foundation Managers, Highly Paid Employees, and Contractors (continued)

3 Five highest-paid independent contractors for professional services (see instructions). If none, enter "NONE."		
(a) Name and address of each person paid more than \$50,000	(b) Type of service	(c) Compensation
NONE		NONE
Total number of others receiving over \$50,000 for professional services		NONE

Part IX-A Summary of Direct Charitable Activities

List the foundation's four largest direct charitable activities during the tax year. Include relevant statistical information such as the number of organizations and other beneficiaries served, conferences convened, research papers produced, etc	Expenses
1 NONE	
2	
3	
4	

Part IX-B Summary of Program-Related Investments (see instructions)

Describe the two largest program-related investments made by the foundation during the tax year on lines 1 and 2	Amount
1 NONE	
2	
All other program-related investments See instructions	
3 NONE	
Total. Add lines 1 through 3	

Part X Minimum Investment Return (All domestic foundations must complete this part. Foreign foundations, see instructions.)

1	Fair market value of assets not used (or held for use) directly in carrying out charitable, etc., purposes.		
a	Average monthly fair market value of securities	1a	887,466.
b	Average of monthly cash balances	1b	45,050.
c	Fair market value of all other assets (see instructions).	1c	NONE
d	Total (add lines 1a, b, and c)	1d	932,516.
e	Reduction claimed for blockage or other factors reported on lines 1a and 1c (attach detailed explanation)	1e	
2	Acquisition indebtedness applicable to line 1 assets	2	NONE
3	Subtract line 2 from line 1d	3	932,516.
4	Cash deemed held for charitable activities. Enter 1 1/2% of line 3 (for greater amount, see instructions).	4	13,988.
5	Net value of noncharitable-use assets. Subtract line 4 from line 3. Enter here and on Part V, line 4	5	918,528.
6	Minimum investment return. Enter 5% of line 5	6	45,926.

Part XI Distributable Amount (see instructions) (Section 4942(j)(3) and (j)(5) private operating foundations and certain foreign organizations check here and do not complete this part.)

1	Minimum investment return from Part X, line 6	1	45,926.
2a	Tax on investment income for 2014 from Part VI, line 5	2a	659.
b	Income tax for 2014. (This does not include the tax from Part VI.)	2b	
c	Add lines 2a and 2b	2c	659.
3	Distributable amount before adjustments Subtract line 2c from line 1	3	45,267.
4	Recoveries of amounts treated as qualifying distributions	4	NONE
5	Add lines 3 and 4	5	45,267.
6	Deduction from distributable amount (see instructions).	6	NONE
7	Distributable amount as adjusted Subtract line 6 from line 5. Enter here and on Part XIII, line 1	7	45,267.

Part XII Qualifying Distributions (see instructions)

1	Amounts paid (including administrative expenses) to accomplish charitable, etc., purposes:		
a	Expenses, contributions, gifts, etc. - total from Part I, column (d), line 26	1a	41,655.
b	Program-related investments - total from Part IX-B	1b	
2	Amounts paid to acquire assets used (or held for use) directly in carrying out charitable, etc., purposes	2	NONE
3	Amounts set aside for specific charitable projects that satisfy the:		
a	Suitability test (prior IRS approval required)	3a	NONE
b	Cash distribution test (attach the required schedule)	3b	NONE
4	Qualifying distributions. Add lines 1a through 3b Enter here and on Part V, line 8, and Part XIII, line 4	4	41,655.
5	Foundations that qualify under section 4940(e) for the reduced rate of tax on net investment income. Enter 1% of Part I, line 27b (see instructions)	5	659.
6	Adjusted qualifying distributions. Subtract line 5 from line 4	6	40,996.

Note. The amount on line 6 will be used in Part V, column (b), in subsequent years when calculating whether the foundation qualifies for the section 4940(e) reduction of tax in those years.

Part XIII Undistributed Income (see instructions)

	(a) Corpus	(b) Years prior to 2013	(c) 2013	(d) 2014
1 Distributable amount for 2014 from Part XI, line 7				45,267.
2 Undistributed income, if any, as of the end of 2014				
a Enter amount for 2013 only			39,536.	
b Total for prior years 20 12 ,20____,20____		NONE		
3 Excess distributions carryover, if any, to 2014:				
a From 2009		NONE		
b From 2010		NONE		
c From 2011		NONE		
d From 2012		NONE		
e From 2013		NONE		
f Total of lines 3a through e	NONE			
4 Qualifying distributions for 2014 from Part XII, line 4 ▶ \$ 41,655.				
a Applied to 2013, but not more than line 2a			39,536.	
b Applied to undistributed income of prior years (Election required - see instructions)		NONE		
c Treated as distributions out of corpus (Election required - see instructions)	NONE			
d Applied to 2014 distributable amount				2,119.
e Remaining amount distributed out of corpus	NONE			
5 Excess distributions carryover applied to 2014 (If an amount appears in column (d), the same amount must be shown in column (a))	NONE			NONE
6 Enter the net total of each column as indicated below:				
a Corpus Add lines 3f, 4c, and 4e Subtract line 5	NONE			
b Prior years' undistributed income Subtract line 4b from line 2b		NONE		
c Enter the amount of prior years' undistributed income for which a notice of deficiency has been issued, or on which the section 4942(a) tax has been previously assessed		NONE		
d Subtract line 6c from line 6b. Taxable amount - see instructions		NONE		
e Undistributed income for 2013 Subtract line 4a from line 2a Taxable amount - see instructions				
f Undistributed income for 2014 Subtract lines 4d and 5 from line 1 This amount must be distributed in 2015				43,148.
7 Amounts treated as distributions out of corpus to satisfy requirements imposed by section 170(b)(1)(F) or 4942(g)(3) (Election may be required - see instructions)	NONE			
8 Excess distributions carryover from 2009 not applied on line 5 or line 7 (see instructions)	NONE			
9 Excess distributions carryover to 2015. Subtract lines 7 and 8 from line 6a	NONE			
10 Analysis of line 9:				
a Excess from 2010	NONE			
b Excess from 2011	NONE			
c Excess from 2012	NONE			
d Excess from 2013	NONE			
e Excess from 2014	NONE			

Part XIV Private Operating Foundations (see instructions and Part VII-A, question 9)

NOT APPLICABLE

1a If the foundation has received a ruling or determination letter that it is a private operating foundation, and the ruling is effective for 2014, enter the date of the ruling

b Check box to indicate whether the foundation is a private operating foundation described in section 4942(j)(3) or 4942(j)(5)

Table with 5 columns: (a) 2014, (b) 2013, (c) 2012, (d) 2011, (e) Total. Rows include 2a (Adjusted net income), 2b (85% of line 2a), 2c (Qualifying distributions), 2d (Amounts included in line 2c), 2e (Qualifying distributions made directly), 3 (Alternative tests: Assets, Endowment, Support).

Part XV Supplementary Information (Complete this part only if the foundation had \$5,000 or more in assets at any time during the year - see instructions.)

1 Information Regarding Foundation Managers:

a List any managers of the foundation who have contributed more than 2% of the total contributions received by the foundation before the close of any tax year (but only if they have contributed more than \$5,000). (See section 507(d)(2).)

NONE

b List any managers of the foundation who own 10% or more of the stock of a corporation (or an equally large portion of the ownership of a partnership or other entity) of which the foundation has a 10% or greater interest.

NONE

2 Information Regarding Contribution, Grant, Gift, Loan, Scholarship, etc., Programs:

Check here [X] if the foundation only makes contributions to preselected charitable organizations and does not accept unsolicited requests for funds. If the foundation makes gifts, grants, etc. (see instructions) to individuals or organizations under other conditions, complete items 2a, b, c, and d.

a The name, address, and telephone number or e-mail address of the person to whom applications should be addressed:

b The form in which applications should be submitted and information and materials they should include:

c Any submission deadlines:

d Any restrictions or limitations on awards, such as by geographical areas, charitable fields, kinds of institutions, or other factors:

Part XV Supplementary Information (continued)

3 Grants and Contributions Paid During the Year or Approved for Future Payment

Recipient Name and address (home or business)	If recipient is an individual, show any relationship to any foundation manager or substantial contributor	Foundation status of recipient	Purpose of grant or contribution	Amount
a Paid during the year				
Citizens for Conservation Inc 459 WEST HIGHWAY 22 Barrington IL 60010	NONE	PC	GENERAL	25,536.
Friends of Nachusa Grasslands 8772 S LOWDEN DRIVE Franklin Grove IL 61031	NONE	PC	GENERAL	2,000.
Chicago Academy of Sciences 2430 N CANNON DRIVE Chicago IL 60614	NONE	PC	GENERAL	2,000.
Natural Land Institute 320 S 3RD STREET Rockford IL 61104	NONE	PC	GENERAL	1,000.
Turtle Island Restoration P.O. BOX 370 Forest Knolls CA 94933	NONE	PC	GENERAL	1,000.
Save The Redwoods League 114 SANSONE ST. STE 1200 San Francisco CA 94	NONE	PC	GENERAL	1,000.
Sempervirens Fund 419 SOUTH SAN ANTONIO ROAD STE 211 Los Altos	NONE	PC	GENERAL	1,000.
BERRIEN COMMUNITY FOUNDATION, 2900 S STATE ST, ST JOSEPH . MI 49085	NONE	PC	GENERAL	5,000.
MARINE MAMMAL CENTER 2000 BUNKER ROAD, SAUSALITO . CA 94965	NONE	PC	GENERAL	1,000.
Total			3a	39,536.
b Approved for future payment				
Total			3b	

Schedule of Contributors

2014

▶ Attach to Form 990, Form 990-EZ, or Form 990-PF.

▶ Information about Schedule B (Form 990, 990-EZ, or 990-PF) and its instructions is at www.irs.gov/form990

Name of the organization VANDERPOEL CONSERVATION FOUNDATION R66266009	Employer identification number 36-7193086
--	--

Organization type (check one)

Filers of:

Section:

Form 990 or 990-EZ

501(c)() (enter number) organization

4947(a)(1) nonexempt charitable trust **not** treated as a private foundation

527 political organization

Form 990-PF

501(c)(3) exempt private foundation

4947(a)(1) nonexempt charitable trust treated as a private foundation

501(c)(3) taxable private foundation

Check if your organization is covered by the **General Rule** or a **Special Rule**.

Note. Only a section 501(c)(7), (8), or (10) organization can check boxes for both the General Rule and a Special Rule. See instructions.

General Rule

For an organization filing Form 990, 990-EZ, or 990-PF that received, during the year, contributions totaling \$5,000 or more (in money or property) from any one contributor. Complete Parts I and II. See instructions for determining a contributor's total contributions.

Special Rules

For an organization described in section 501(c)(3) filing Form 990 or 990-EZ that met the 33 1/3 % support test of the regulations under sections 509(a)(1) and 170(b)(1)(A)(vi), that checked Schedule A (Form 990 or 990-EZ), Part II, line 13, 16a, or 16b, and that received from any one contributor, during the year, total contributions of the greater of (1) \$5,000 or (2) 2% of the amount on (i) Form 990, Part VIII, line 1h, or (ii) Form 990-EZ, line 1. Complete Parts I and II

For an organization described in section 501(c)(7), (8), or (10) filing Form 990 or 990-EZ that received from any one contributor, during the year, total contributions of more than \$1,000 *exclusively* for religious, charitable, scientific, literary, or educational purposes, or the prevention of cruelty to children or animals. Complete Parts I, II, and III

For an organization described in section 501(c)(7), (8), or (10) filing Form 990 or 990-EZ that received from any one contributor, during the year, contributions *exclusively* for religious, charitable, etc., purposes, but no such contributions totaled more than \$1,000. If this box is checked, enter here the total contributions that were received during the year for an *exclusively* religious, charitable, etc., purpose. Do not complete any of the parts unless the **General Rule** applies to this organization because it received *nonexclusively* religious, charitable, etc., contributions totaling \$5,000 or more during the year ▶ \$ _____

Caution. An organization that is not covered by the General Rule and/or the Special Rules does not file Schedule B (Form 990, 990-EZ, or 990-PF), but it **must** answer "No" on Part IV, line 2, of its Form 990; or check the box on line H of its Form 990-EZ or on its Form 990-PF, Part I, line 2, to certify that it does not meet the filing requirements of Schedule B (Form 990, 990-EZ, or 990-PF).

Name of organization VANDERPOEL CONSERVATION FOUNDATION R66266009	Employer identification number 36-7193086
---	---

Part I Contributors (see instructions). Use duplicate copies of Part I if additional space is needed.

(a) No.	(b) Name, address, and ZIP + 4	(c) Total contributions	(d) Type of contribution
1	WAID VANDERPOEL CHARITABLE LEAD TR 10 S DEARBORN ST; MC: IL1-0117 CHICAGO, IL 60603	\$ 30,574.	Person <input checked="" type="checkbox"/> Payroll <input type="checkbox"/> Noncash <input type="checkbox"/> (Complete Part II for noncash contributions)
-----	-----	\$ -----	Person <input type="checkbox"/> Payroll <input type="checkbox"/> Noncash <input type="checkbox"/> (Complete Part II for noncash contributions)
-----	-----	\$ -----	Person <input type="checkbox"/> Payroll <input type="checkbox"/> Noncash <input type="checkbox"/> (Complete Part II for noncash contributions)
-----	-----	\$ -----	Person <input type="checkbox"/> Payroll <input type="checkbox"/> Noncash <input type="checkbox"/> (Complete Part II for noncash contributions)
-----	-----	\$ -----	Person <input type="checkbox"/> Payroll <input type="checkbox"/> Noncash <input type="checkbox"/> (Complete Part II for noncash contributions)
-----	-----	\$ -----	Person <input type="checkbox"/> Payroll <input type="checkbox"/> Noncash <input type="checkbox"/> (Complete Part II for noncash contributions)
-----	-----	\$ -----	Person <input type="checkbox"/> Payroll <input type="checkbox"/> Noncash <input type="checkbox"/> (Complete Part II for noncash contributions)

FORM 990PF, PART I - DIVIDENDS AND INTEREST FROM SECURITIES

=====

DESCRIPTION	REVENUE AND EXPENSES PER BOOKS	NET INVESTMENT INCOME
DIVIDENDS AND INTEREST FROM SECURITIES	22,523.	22,504.
TOTAL	22,523.	22,504.

FORM 990PF, PART I - OTHER INCOME
=====

DESCRIPTION -----	REVENUE AND EXPENSES PER BOOKS -----
DEFERRED INCOME	-571.
TOTALS	----- -571. =====

FORM 990PF, PART I - TAXES
=====

DESCRIPTION	REVENUE AND EXPENSES PER BOOKS	NET INVESTMENT INCOME
FEDERAL TAX PAYMENT - PRIOR YE	712.	
FEDERAL ESTIMATES - INCOME	100.	
FOREIGN TAXES ON QUALIFIED FOR	557.	557.
FOREIGN TAXES ON NONQUALIFIED	59.	59.
TOTALS	1,428.	616.

FORM 990PF, PART I - OTHER EXPENSES
=====

REVENUE
AND
EXPENSES
PER BOOKS

CHARITABLE
PURPOSES

DESCRIPTION

ATTORNEY GENERAL FEE

15.

15.

TOTALS

15.
=====

15.
=====



JPMorgan Chase Bank, N.A.
 270 Park Avenue, New York, NY 10017-2014

VANDERPOEL CONSERVATION FOUNDATION ACCT R66266009
 For the Period 10/1/13 to 12/31/13

Fiduciary Account

J.P. Morgan Team	
Martha Diaz	T & E Officer 312/732-6739
Michelle Ivy	T & E Administrator 312/732-6283
	-
Online access	www.jpmorganonline.com

Table of Contents	Page
Account Summary	2
Holdings	
Equity	4
Alternative Assets	9
Cash & Fixed Income	11
Portfolio Activity	13

Please see disclosures located at the end of this statement package for important information relating to each J P Morgan account(s)



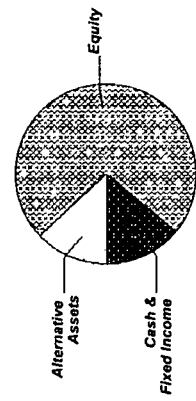
VANDERPOEL CONSERVATION FOUNDATION ACCT R66266009
For the Period 10/1/13 to 12/31/13

Account Summary

PRINCIPAL

Asset Allocation	Beginning Market Value	Ending Market Value	Change In Value	Estimated Annual Income	Current Allocation
Equity	647,244.14	663,676.14	16,432.00	8,453.76	73%
Alternative Assets	118,237.85	116,216.76	(2,021.09)	2,313.40	13%
Cash & Fixed Income	115,679.04	124,187.02	8,507.98	1,905.99	14%
Market Value	\$881,161.03	\$904,079.92	\$22,918.89	\$12,673.15	100%

Asset Allocation



INCOME

Cash Position	Beginning Market Value	Ending Market Value	Change In Value
Cash Balance	196.54	903.04	706.50
Accruals	486.15	76.03	(410.12)
Market Value	\$682.69	\$979.07	\$296.38

PRINCIPAL

Portfolio Activity	Current Period Value	Year-to-Date Value
Beginning Market Value	881,161.03	764,980.08
Additions	8,399.82	36,998.88
Withdrawals & Fees	(32,367.74)	(35,178.61)
Net Additions/Withdrawals	(\$23,967.92)	\$1,820.27
Income	2,481.57	2,488.92
Change In Investment Value	44,405.24	134,790.65
Ending Market Value	\$904,079.92	\$904,079.92
Accruals	--	--
Market Value with Accruals	--	--

INCOME

Portfolio Activity	Current Period Value	Year-to-Date Value
Income	196.54	3,141.15
Change In Investment Value	31,350.00	31,350.00
Withdrawals & Fees	(36,850.02)	(45,329.29)
Net Additions/Withdrawals	(\$5,500.02)	(\$13,979.29)
Income	6,206.52	11,741.18
Change In Investment Value	\$903.04	\$903.04
Accruals	76.03	76.03
Market Value with Accruals	\$979.07	\$979.07

J.P. Morgan



VANDERPOEL CONSERVATION FOUNDATION ACCT R66266009
For the Period 10/1/13 to 12/31/13

Account Summary CONTINUED

	Current Period Value	Year-to-Date Value
Tax Summary		
Domestic Dividends/Distributions	8,685.48	14,221.91
Interest Income	2.61	8.19
Taxable Income	\$8,688.09	\$14,230.10

	Current Period Value	Year-to-Date Value
LT Capital Gain Distributions	15,705.87	15,705.87
ST Realized Gain/Loss	(67.52)	1,582.83
LT Realized Gain/Loss	17,760.51	15,764.00
Realized Gain/Loss	\$33,398.86	\$33,052.70

Unrealized Gain/Loss **To-Date Value**
\$137,033.53

	Cost
Cost Summary	
Equity	524,586.28
Cash & Fixed Income	124,594.79
Total	\$649,181.07

J.P.Morgan

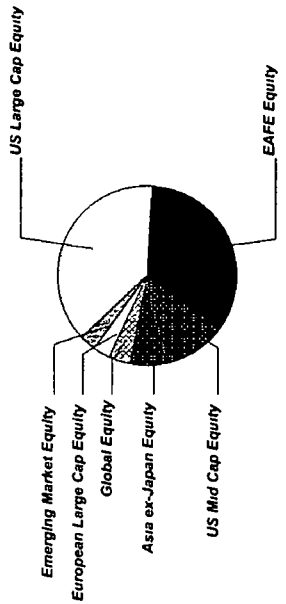


VANDERPOEL CONSERVATION FOUNDATION ACCT R66266009
For the Period 10/1/13 to 12/31/13

Equity Summary

Asset Categories	Beginning Market Value	Ending Market Value	Change In Value	Current Allocation
US Large Cap Equity	290,360 58	256,284 15	(34,076 43)	28%
US Mid Cap Equity	77,474 48	69,554 83	(7,919 65)	8%
EAFE Equity	180,835 52	226,786 49	45,950 97	25%
European Large Cap Equity	8,883 50	18,698 40	9,814 90	2%
Asia ex-Japan Equity	47,054 60	47,269 58	214 98	5%
Emerging Market Equity	16,157 06	16,795 70	638 64	2%
Global Equity	26,478 40	28,286 99	1,808 59	3%
Total Value	\$647,244.14	\$663,676.14	\$16,432.00	73%

Asset Categories



Market Value/Cost	Current Period Value
Market Value	663,676 14
Tax Cost	524,586 28
Unrealized Gain/Loss	139,089 86
Estimated Annual Income	8,453 76
Yield	1.27 %

Equity Detail

J.P.Morgan



VANDERPOEL CONSERVATION FOUNDATION ACCT R66266009
For the Period 10/1/13 to 12/31/13

	Price	Quantity	Value	Adjusted Tax Cost Original Cost	Unrealized Gain/Loss	Est Annual Inc Accrued Div	Yield
US Large Cap Equity							
EDGEWOOD GROWTH FUND-INS 0075W0-75-9 EGFI X	18 74	1,101 286	20,638 10	12,863 02	7,775 08		
FMI LARGE CAP FUND LARGE CAP FD 302933-20-5 FMIH X	20 86	939 287	19,593 53	13,187 59	6,405 94	166 25	0 85%
HARTFORD CAPITAL APPREC-I 416649-30-9 ITHI X	46 69	835 617	39,014 96	28,220 18	10,794 78	183 00	0 47%
JPM GROWTH ADVANTAGE FD - SEL FUND 1567 4812A3-71-8 JGAS X	13 85	1,141 987	15,816 52	8,142 37	7,674 15		
JPM US LARGE CAP CORE PLUS FD - SEL FUND 1002 4812A2-38-9 JILPS X	27 74	897 131	24,886 41	16,067 62	8,818 79	103 17	0 41%
MANNING & NAPIER EQUITY SERI 563821-60-2 EXEY X	19 68	1,849 930	36,406 62	35,504 13	902 49	14 79	0 04%
NEUBERGER BER MU/C OPP-INS 64122Q-30-9 NNMJL X	15 35	1,937 838	29,745 81	21,331 00	8,414 81	209 28	0 70%
SPDR S&P 500 ETF TRUST 78462F-10-3 SPY	184 69	380,000	70,182 20	47,019 55	23,162 65	1,273 38	1 81%
Total US Large Cap Equity			\$256,284.15	\$182,335.46	\$73,948.69	\$1,949.87	0.76%
US Mid Cap Equity							
ASTON/FAIRPOINTE MID CAP-I 00078H-15-8 ABMI X	44 67	745 112	33,284 15	24,537 85	8,746 30	45 45	0 14%



VANDERPOEL CONSERVATION FOUNDATION ACCT R66266009
For the Period 10/1/13 to 12/31/13

	Price	Quantity	Value	Adjusted Tax Cost Original Cost	Unrealized Gain/Loss	Est. Annual Inc. Accrued Div	Yield
US Mid Cap Equity							
ISHARES CORE S&P MID-CAP ETF 464287-50-7 IJH	133.81	147,000	19,670.07	10,484.08	9,185.99	254.01	1.29%
JPM MKT EXP ENH INDEX FD - SEL FUND 3708 4812C1-63-7 PGMI X	13.13	1,264,327	16,600.61	10,734.13	5,866.48	151.71	0.91%
Total US Mid Cap Equity			\$69,554.83	\$45,756.06	\$23,798.77	\$451.17	0.65%
EAFE Equity							
DODGE & COX INTL STOCK FUND 256206-10-3 DODF X	43.04	1,187,194	51,096.83	41,799.44	9,297.39	825.09	1.61%
ISHARES MSCI EAFE INDEX FUND 464287-46-5 EFA	67.10	1,098,000	73,670.31	70,141.92	3,528.39	1,869.89	2.54%
JPM INTL VALUE FD - INSTL FUND 1375 4812A0-57-3 JNUS X	15.35	1,852,154	28,430.56	24,422.59	4,007.97	588.98	2.07%
MFS INTL VALUE-I 55273E-82-2 MINI X	35.18	1,049,116	36,907.90	28,202.00	8,705.90	693.46	1.88%
OAKMARK INTERNATIONAL FD-I 413838-20-2 OAKI X	26.32	1,393,651	36,680.89	34,242.00	2,438.89	607.63	1.66%
Total EAFE Equity			\$226,786.49	\$198,807.95	\$27,978.54	\$4,585.05	2.02%



VANDERPOEL CONSERVATION FOUNDATION ACCT R66266009
For the Period 10/1/13 to 12/31/13

	Price	Quantity	Value	Adjusted Tax Cost Original Cost	Unrealized Gain/Loss	Est. Annual Inc Accrued Div	Yield
European Large Cap Equity							
VANGUARD FTSE EUROPE ETF 922042-87-4 VGK	58.80	318,000	18,698.40	16,784.71	1,913.69	518.02	2.77%
Asia ex-Japan Equity							
COLUMBIA ASIA PAX X-JPN-R5 19763P-57-2 TAPR X	13.51	1,809,524	24,446.67	21,367.00	3,079.67	316.66	1.30%
T ROWE PRICE NEW ASIA 77956H-50-0 PRAS X	16.01	1,425,541	22,822.91	21,112.26	1,710.65	213.83	0.94%
Total Asia ex-Japan Equity			\$47,269.58	\$42,479.26	\$4,790.32	\$530.49	1.13%
Emerging Market Equity							
DELAWARE EMERGING MARKETS-I 245914-81-7 DEMI X	16.27	574,897	9,353.57	7,846.84	1,506.73	88.53	0.95%
JPM CHINA REGION FD - SEL FUND 3810 4812A3-52-8 JCHS X	21.24	350,383	7,442.13	6,398.00	1,044.13	37.14	0.50%
Total Emerging Market Equity			\$16,795.70	\$14,244.84	\$2,550.86	\$125.67	0.75%



VANDERPOEL CONSERVATION FOUNDATION ACCT R66266009
For the Period 10/1/13 to 12/31/13


	Price	Quantity	Value	$\frac{\text{Adjusted Tax Cost}}{\text{Original Cost}}$	Unrealized Gain/Loss	$\frac{\text{Est Annual Inc}}{\text{Accrued Div}}$	Yield
Global Equity							
JPM GLOBAL RES ENH INDEX FD - SEL FUND 3457 46637K-51-3 JEIT X	17 83	1,586 483	28,286 99	24,178 00	4,108 99	293 49	1 04 %



VANDERPOEL CONSERVATION FOUNDATION ACCT R66266009
For the Period 10/1/13 to 12/31/13

Alternative Assets Summary

Asset Categories	Beginning Estimated Value	Ending Estimated Value	Change In Value	Current Allocation
Hedge Funds	86,280 51	80,433 57	(5,846 94)	9%
Hard Assets	31,957 34	35,783 19	3,825 85	4%
Total Value	\$118,237.85	\$116,216.76	(\$2,021.09)	13%



Alternative Assets Detail

Alternative Assets as a percentage of your portfolio - 13 %

Hedge Funds	Price	Quantity	Estimated Value	Cost
EATON VANCE FLOATING-RATE ADVANTAGE I	11 20	815 123	9,129 38	8,933 74
277923-63-7 EIFA X				
EATON VANCE GLOBAL MACRO-I	9 42	1,518 204	14,301 48	15,712 58
277923-72-8 EIGM X				

J.P.Morgan



VANDERPOEL CONSERVATION FOUNDATION ACCT R66266009
 For the Period 10/1/13 to 12/31/13

	Price	Quantity	Estimated Value	Cost
Hedge Funds				
EQUINOX FDS TR	10 50	1,166 095	12,244 00	12,244 00
EQNX CB STGY I				
29446A-81-9 EBSI X				
GATEWAY FUND-Y	28 99	576 923	16,725 00	15,975 00
367829-88-4 GTEY X				
INV BALANCED-RISK ALLOC-Y	11 89	1,158 185	13,770 82	14,292 00
00141V-69-7 ABRY X				
PIMCO UNCONSTRAINED BOND-P	11 09	1,286 104	14,262 89	15,086 00
72201M-45-3 PUCP X				
Total Hedge Funds			\$80,433 57	\$82,243.32

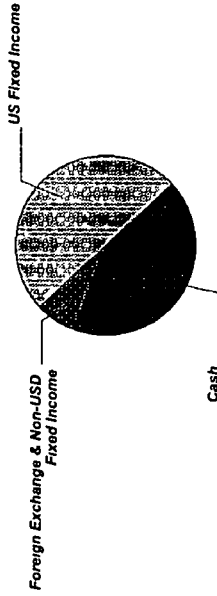
	Price	Quantity	Estimated Value	Cost	Est Annual Income	Accrued Income
Hard Assets						
INV BALANCE RISK COMM STR-Y	8 88	4,029 638	35,783 19	35,622 00	918 75	
BLRSK CMD FD Y						
00888Y-50-8 BRCY X						



VANDERPOEL CONSERVATION FOUNDATION ACCT R66266009
For the Period 10/1/13 to 12/31/13

Cash & Fixed Income Summary

Asset Categories	Beginning Market Value	Ending Market Value	Change In Value	Current Allocation
Cash	37,287 49	56,923 16	19,635 67	6%
US Fixed Income	70,920 39	59,940 54	(10,979 85)	7%
Foreign Exchange & Non-USD Fixed Income	7,471 16	7,323 32	(147 84)	1%
Total Value	\$115,679.04	\$124,187.02	\$8,507.98	14%



Market Value/Cost	Current Period Value
Market Value	124,187 02
Tax Cost	124,594 79
Unrealized Gain/Loss	(407 77)
Estimated Annual Income	1,905 99
Accrued Interest	76 03
Yield	1 53%

Cash & Fixed Income as a percentage of your portfolio - 14 %

SUMMARY BY MATURITY

Cash & Fixed Income	Market Value	% of Bond Portfolio
0-6 months ¹	124,187 02	100%

¹ The years indicate the number of years until the bond is scheduled to mature based on the statement end date. Some bonds may be called, or paid in full, before their stated maturity.

SUMMARY BY TYPE

Cash & Fixed Income	Market Value	% of Bond Portfolio
Cash	56,923 16	45%
International Bonds	7,323 32	5%
Mutual Funds	59,940 54	50%
Total Value	\$124,187.02	100%



VANDERPOEL CONSERVATION FOUNDATION ACCT R66266009
For the Period 10/1/13 to 12/31/13

Note: ¹ This is the Annual Percentage Yield (APY) which is the rate earned if balances remain on deposit for a full year with compounding, there is no change in the interest rate and all interest is left in the account

Cash & Fixed Income Detail

	Price	Quantity	Value	Adjusted Tax Cost Original Cost	Unrealized Gain/Loss	Est. Annual Income Accrued Interest	Yield
Cash							
US DOLLAR PRINCIPAL	1 00	56,923 16	56,923 16	56,923 16		17 07	0 03 % ¹
US Fixed Income							
DOUBLELINE TOTAL RET BD-I 258620-10-3	10 78	1,473 06	15,879 53	16,381 00	(501 47)	820 49	5 17 %
JPM STRAT INCOME OPPORT FD - SEL FUND 3844 4812AA-35-1	11 89	1,654 96	19,677 51	19,157 31	520 20	511 38 44 68	2 60 %
JPM SHORT DURATION BOND FD - SEL FUND 3133 4812C1-33-0	10 89	2,239 07	24,383 50	24,487 93	(104 43)	232 86 31 35	0 96 %
Total US Fixed Income			\$59,940.54	\$60,026.24	(\$85.70)	\$1,564.73 \$76.03	2 61 %
Foreign Exchange & Non-USD Fixed Income							
DREYFUS EMG MKT DEBT LOC C-I 261980-49-4	13 87	528 00	7,323 32	7,645 39	(322 07)	324 19	4 43 %



VANDERPOEL CONSERVATION FOUNDATION ACCT R66266009
For the Period 10/1/13 to 12/31/13

Portfolio Activity Summary

	PRINCIPAL		INCOME	
	Current Period Value	Year-To-Date Value*	Current Period Value	Year-To-Date Value*
Transactions				
Beginning Cash Balance	37,287.49	--	196.54	--
INFLOWS				
Income	2,481.57	2,488.92	6,206.52	11,741.18
Contributions	8,399.82	36,998.88	31,350.00	31,350.00
Total Inflows	\$10,881.39	\$39,487.80	\$37,556.52	\$43,091.18
OUTFLOWS **				
Withdrawals	(31,350.00)	(31,350.00)	(35,847.26)	(41,515.64)
Fees & Commissions	(1,017.74)	(3,828.61)	(1,002.76)	(3,813.65)
Total Outflows	(\$32,367.74)	(\$35,178.61)	(\$36,850.02)	(\$45,329.29)
TRADE ACTIVITY				
Settled Sales/Maturities/Redemptions	144,983.18	316,849.26		
Settled Securities Purchased	(103,861.16)	(283,720.82)		
Total Trade Activity	\$41,122.02	\$33,128.44	\$0.00	\$0.00
Ending Cash Balance	\$56,923.16	--	\$903.04	--

* Year to date information is calculated on a calendar year basis
** Your account's standing instructions use a HIGH COST method for relieving assets from your position



VANDERPOEL CONSERVATION FOUNDATION ACCT R66266009
For the Period 10/1/13 to 12/31/13

Portfolio Activity Detail

INFLOWS & OUTFLOWS

Settle Date	Type	Selection Method	Description	Quantity Cost	Per Unit Amount	PRINCIPAL Amount	INCOME Amount
10/1	Interest Income		DEPOSIT SWEEP INTEREST FOR 09/01/13 - 09/30/13 @ 0.3% RATE ON AVG COLLECTED BALANCE OF \$26,403.33 AS OF 10/01/13				0.67
10/1	Div Domestic		JPM STRAT INCOME OPPORT FD - SEL FUND 3844 @ 0.021 PER SHARE (ID 4812A4-35-1)	1,277,977	0.021		26.84
10/1	Div Domestic		JPM HIGH YIELD FD - SEL FUND 3580 @ 0.038 PER SHARE (ID 4812C0-80-3)	1,885,523	0.038		71.65
10/1	Div Domestic		JPM SHORT DURATION BOND FD - SEL FUND 3133 @ 0.007 PER SHARE (ID 4812C1-33-0)	2,239,073	0.007		15.67
10/1	Div Domestic		JPM MKT EXP ENH INDEX FD - SEL @ 0.01852 PER SHARE (ID 4812C1-63-7)	1,534,839	0.019		28.43
10/1	Div Domestic		EATON VANCE FLOATING-RATE ADVANTAGE I 09/30/13 INCOME DIVIDEND @ 0.042 PER SHARE AS OF 09/30/13 (ID 277923-63-7)	1,318,435	0.042		54.72
10/2	Div Domestic		DOUBLELINE TOTAL RET BD-I 09/30/13 INCOME DIVIDEND @ 0.048 PER SHARE AS OF 09/30/13 (ID 258620-10-3)	1,473,055	0.048		71.37
10/2	Div Domestic		DREYFUS EMG MKT DEBT LOC C-I 10/01/13 INCOME DIVIDEND @ 0.086 PER SHARE AS OF 10/01/13 (ID 261980-49-4)	527,997	0.086		45.41
10/2	Div Domestic		PIMCO UNCONSTRAINED BOND-P 09/30/13 INCOME DIVIDEND @ 0.004 PER SHARE AS OF 09/30/13 (ID 72201M-45-3)	1,286,104	0.004		5.40



VANDERPOEL CONSERVATION FOUNDATION ACCT R66266009
For the Period 10/1/13 to 12/31/13

Settle Date	Type Selection Method	Description	Quantity Cost	Per Unit Amount	PRINCIPAL Amount	INCOME Amount
10/31	Div Domestic	SPDR S&P 500 ETF TRUST @ 0.83795 PER SHARE (ID: 78462F-10-3)	410 000	0.838		343.56
10/31	Div Domestic	EATON VANCE GLOBAL MACRO-I 10/30/13 INCOME DIVIDEND @ 0.033 PER SHARE AS OF 10/30/13 (ID: 277923-72-8)	1,518 204	0.033		50.10
11/1	Interest Income	DEPOSIT SWEEP INTEREST FOR 10/01/13 - 10/31/13 @ .03% RATE ON AVG COLLECTED BALANCE OF \$41,124.35 AS OF 11/01/13				1.04
11/1	Div Domestic	JPM STRAT INCOME OPPORT FD - SEL FUND 3844 @ 0.02 PER SHARE (ID: 4812A4-35-1)	1,277 977	0.02		25.56
11/1	Div Domestic	JPM SHORT DURATION BOND FD - SEL FUND 3133 @ 0.009 PER SHARE (ID: 4812C1-33-0)	2,239 073	0.009		20.15
11/1	Div Domestic	EATON VANCE FLOATING-RATE ADVANTAGE I 10/31/13 INCOME DIVIDEND @ 0.043 PER SHARE AS OF 10/31/13 (ID: 277923-63-7)	815 123	0.07		56.70
11/4	Div Domestic	DOUBLELINE TOTAL RET BD-I 10/31/13 INCOME DIVIDEND @ 0.051 PER SHARE AS OF 10/31/13 (ID: 258620-10-3)	1,473 055	0.051		74.48
11/4	Div Domestic	PIMCO UNCONSTRAINED BOND-P 10/31/13 INCOME DIVIDEND @ 0.004 PER SHARE AS OF 10/31/13 (ID: 72201M-45-3)	1,286 104	0.004		5.17
11/29	Div Domestic	EATON VANCE GLOBAL MACRO-I 11/27/13 INCOME DIVIDEND @ 0.032 PER SHARE AS OF 11/27/13 (ID: 277923-72-8)	1,518 204	0.032		48.43
12/2	Interest Income	DEPOSIT SWEEP INTEREST FOR 11/01/13 - 11/30/13 @ .03% RATE ON AVG COLLECTED BALANCE OF \$35,305.72 AS OF 12/01/13				0.90



VANDERPOEL CONSERVATION FOUNDATION ACCT. R66266009
For the Period 10/1/13 to 12/31/13

Settle Date	Type Selection Method	Description	Quantity Cost	Per Unit Amount	PRINCIPAL Amount	INCOME Amount
12/2	Div Domestic	JPM STRAT INCOME OPPORT FD - SEL FUND 3844 @ 0.02 PER SHARE (ID 4812A4-35-1)	1,277,977	0.02		25.56
12/2	Div Domestic	JPM SHORT DURATION BOND FD - SEL FUND 3133 @ 0.008 PER SHARE (ID 4812C1-33-0)	2,239,073	0.008		17.91
12/2	Div Domestic	EATON VANCE FLOATING-RATE ADVANTAGE I 11/29/13 INCOME DIVIDEND @ 0.043 PER SHARE AS OF 11/29/13 (ID 277923-63-7)	815,123	0.043		34.93
12/3	Div Domestic	DOUBLELINE TOTAL RET BD-I 11/29/13 INCOME DIVIDEND @ 0.046 PER SHARE AS OF 11/29/13 (ID. 258620-10-3)	1,473,055	0.046		67.85
12/3	Div Domestic	PIMCO UNCONSTRAINED BOND-P 11/29/13 INCOME DIVIDEND @ 0.008 PER SHARE AS OF 11/29/13 (ID 72201M-45-3)	1,286,104	0.008		10.01
12/13	STCapitalGain Dist	JPM GLOBAL RES ENH INDEX FD - SEL FUND 3457 SHORT TERM CAPITAL GAINS @ 0.07929 (ID 46637K-51-3)	1,586,483	0.079	125.79	
12/13	STCapitalGain Dist	JPM US LARGE CAP CORE PLUS FD - SEL FUND 1002 SHORT TERM CAPITAL GAINS @ 0.05496 (ID 4812A2-38-9)	897,131	0.055	49.31	
12/13	STCapitalGain Dist	JPM GROWTH ADVANTAGE FD - SEL FUND 1567 SHORT TERM CAPITAL GAINS @ 0.20206 (ID 4812A3-71-6)	1,141,987	0.202	230.75	
12/13	STCapitalGain Dist	JPM SHORT DURATION BOND FD - SEL FUND 3133 SHORT TERM CAPITAL GAINS @ 0.0008 (ID 4812C1-33-0)	2,239,073	0.001	1.79	
12/13	STCapitalGain Dist	JPM MKT EXP ENH INDEX FD - SEL FUND 3708 SHORT TERM CAPITAL GAINS @ 0.08295 (ID 4812C1-63-7)	1,264,327	0.083	104.88	



VANDERPOEL CONSERVATION FOUNDATION ACCT. R66266009
For the Period 10/1/13 to 12/31/13

Settle Date	Type Selection Method	Description	Quantity Cost	Per Unit Amount	PRINCIPAL Amount	INCOME Amount
12/13	STCapitalGain Dist	PIMCO UNCONSTRAINED BOND-P 12/11/13 SHORT TERM CAPITAL GAINS @ 0.034 PER SHARE AS OF 12/11/13 (ID 72201M-45-3)	1,286 104	0.034	43.56	
12/16	Div Domestic	MFS INTL VALUE-I 12/12/13 INCOME DIVIDEND @ 0.615 PER SHARE AS OF 12/12/13 (ID 55273E-82-2)	1,049 116	0.615		644.80
12/17	STCapitalGain Dist	INV BALANCED-RISK ALLOC-Y 12/13/13 SHORT TERM CAPITAL GAINS @ 0.515 PER SHARE AS OF 12/13/13 (ID 00141V-69-7)	1,158 185	0.515	596.70	
12/17	STCapitalGain Dist	MANNING & NAPIER EQUITY SERI 12/16/13 SHORT TERM CAPITAL GAINS @ 0.746 PER SHARE AS OF 12/16/13 (ID 563821-60-2)	1,849 930	0.645	1,193.44	
12/17	Div Domestic	MANNING & NAPIER EQUITY SERI 12/16/13 INCOME DIVIDEND @ 0.009 PER SHARE AS OF 12/16/13 (ID 563821-60-2)	1,849 930	0.008		13.92
12/18	Div Domestic	NEUBERGER BER MUJ/C OPP-INS 12/17/13 INCOME DIVIDEND @ 0.109 PER SHARE AS OF 12/17/13 (ID 64122Q-30-9)	1,937 838	0.109		210.26
12/19	Div Domestic	T ROWE PRICE NEW ASIA 12/18/13 INCOME DIVIDEND @ 0.150 PER SHARE AS OF 12/18/13 (ID. 77956H-50-0)	1,425 541	0.15		213.83
12/20	Div Domestic	GATEWAY FUND-Y 12/19/13 INCOME DIVIDEND @ 0.099 PER SHARE AS OF 12/19/13 (ID 367829-88-4)	576 923	0.099		57.29
12/23	Div Domestic	JPM GLOBAL RES ENH INDEX FD - SEL FUND 3457 @ 0.18451 PER SHARE (ID 46637K-51-3)	1,586 483	0.185		292.72
12/23	Div Domestic	JPM INTL VALUE FD - INSTL FUND 1375 @ 0.3185 PER SHARE (ID 4812A0-57-3)	1,852 154	0.319		589.91
12/23	Div Domestic	JPM US LARGE CAP CORE PLUS FD - SEL FUND 1002 @ 0.11517 PER SHARE (ID 4812A2-38-9)	897 131	0.115		103.32



VANDERPOEL CONSERVATION FOUNDATION ACCT R66266009
For the Period 10/1/13 to 12/31/13

Settle Date	Type Selection Method	Description	Quantity Cost	Per Unit Amount	PRINCIPAL Amount	INCOME Amount
Income						
12/23	Div Domestic	JPM CHINA REGION FD - SEL FUND 3810 @ 0 10563 PER SHARE (ID 4812A3-52-8)	350 383	0 106		37 01
12/23	Div Domestic	COLUMBIA ASIA PAX X-JPN-R5 12/19/13 INCOME DIVIDEND @ 0 175 PER SHARE AS OF 12/19/13 (ID 19763P-57-2)	1,809 524	0 175		316 38
12/23	Div Domestic	DELAWARE EMERGING MARKETS-I 12/20/13 INCOME DIVIDEND @ 0 154 PER SHARE AS OF 12/20/13 (ID 245914-81-7)	574 897	0 154		88 53
12/23	Div Domestic	DODGE & COX INTL STOCK FUND 12/20/13 INCOME DIVIDEND @ 0 695 PER SHARE AS OF 12/20/13 (ID 256206-10-3)	1,187 194	0 695		825 10
12/23	Div Domestic	OAKMARK INTERNATIONAL FD-I 12/20/13 INCOME DIVIDEND @ 0 436 PER SHARE AS OF 12/20/13 (ID 413838-20-2)	1,393 651	0 436		607 91
12/23	Div Domestic	JPM MKT EXP ENH INDEX FD - SEL FUND 3708 @ 0 03146 PER SHARE (ID 4812C1-63-7)	1,264 327	0 031		39 78
12/24	STCapitalGain Dist	FMI LARGE CAP FUND LARGE CAP FD 12/20/13 SHORT TERM CAPITAL GAINS @ 0 135 PER SHARE AS OF 12/20/13 (ID 302933-20-5)	939 287	0 144	135 35	
12/24	Div Domestic	FMI LARGE CAP FUND LARGE CAP FD 12/20/13 INCOME DIVIDEND @ 0 165 PER SHARE AS OF 12/20/13 (ID 302933-20-5)	939 287	0 177		166 16
12/27	Div Domestic	VANGUARD FTSE EUROPE ETF @ 0 237 PER SHARE (ID 922042-87-4)	318 000	0 237		75 37
12/30	Div Domestic	ISHARES MSCI EAFE INDEX FUND @ 0 551711 PER SHARE (ID 464287-46-5)	1,098 000	0 552		605.78
12/30	Div Domestic	ISHARES CORE S&P MID-CAP ETF @ 0 482341 PER SHARE (ID 464287-50-7)	147 000	0 482		70 90



VANDERPOEL CONSERVATION FOUNDATION ACCT R66266009
For the Period 10/1/13 to 12/31/13

Settle Date	Type Selection Method	Description	Quantity Cost	Per Unit Amount	PRINCIPAL Amount	INCOME Amount
12/31	Div Domestic	ASTON/FAIRPOINTE MID CAP-I 12/30/13 INCOME DIVIDEND @ 0.061 PER SHARE AS OF 12/30/13 (ID 00078H-15-8)	745 112	0.061		45.75
12/31	Div Domestic	EATON VANCE GLOBAL MACRO-I 12/30/13 INCOME DIVIDEND @ 0.033 PER SHARE AS OF 12/30/13 (ID- 277923-72-8)	1,518 204	0.033		50.10
12/31	Div Domestic	MFS INTL VALUE-I 12/27/13 INCOME DIVIDEND @ 0.047 PER SHARE AS OF 12/27/13 (ID 55273E-82-2)	1,049 116	0.047		49.19
Total Income					\$2,481.57	\$6,206.52

Settle Date	Type Selection Method	Description	Quantity Cost	PRINCIPAL Amount	INCOME Amount	
Contributions						
10/7	Misc Receipt	TRANSFER FROM INCOME		192.54		
11/7	Misc Receipt	TRANSFER FROM INCOME		242.72		
12/20	Misc Receipt	TRANSFER FROM PRINCIPAL		7,643.56		
12/26	Misc Receipt	TRANSFER TO COVER INCOME DISTRIBUTION			31,350.00	
12/30	Tax Refund	CHECK DEPOSIT FED 990PF YE 2012 REFUND CK 02555744		321.00		
Total Contributions					\$8,399.82	\$31,350.00

Miscellaneous Credits					
11/15	Name Change	JPM INTL VALUE FD - SEL FUND 1296 TO 4812A0573 (ID 4812A0-56-5)	(1,863 078) (24,422 59)		



VANDERPOEL CONSERVATION FOUNDATION ACCT R66266009
For the Period 10/1/13 to 12/31/13

Settle Date	Type Selection Method	Description	Quantity Cost	PRINCIPAL Amount	INCOME Amount
Miscellaneous Credits					
11/15	Name Change	JPM INTL VALUE FD - INSTL FUND 1375 FROM 4812A0565 (ID. 4812A0-57-3)	1,852 154 24,422 59		

Settle Date	Type Selection Method	Description	Quantity Cost	PRINCIPAL Amount	INCOME Amount
Total Miscellaneous Credits					
Withdrawals					
10/7	Misc Debit	TRANSFER TO PRINCIPAL			(192 54)
11/7	Misc Debit	TRANSFER TO PRINCIPAL			(242 72)
12/26	Misc Debit	INTERNAL TRANSFER OF FUNDS FROM R66266009 TO R66266009 TRANSFER TO COVER INCOME DISTRIBUTION		(31,350 00)	

12/26	Grant Paid	PAID CITIZENS FOR CONSERVATION INC CHARITABLE CONTRIBUTION TREASURERS CHECK NO 3003836			(23,912 00)
12/26	Grant Paid	PAID FRIENDS OF NACHUSA GRASSLANDS CHARITABLE CONTRIBUTION TREASURERS CHECK NO 3003842			(3,000.00)
12/26	Grant Paid	PAID THE CHICAGO ACADEMY OF SCIENCES NATIVE BUTTERFLY RESTORATION (\$1000) AND BLANDING'S TURTLE PROJECT (\$1000) TREASURERS CHECK NO 3003843			(2,000 00)

12/26	Grant Paid	PAID NATURAL LAND INSTITUTE CHARITABLE CONTRIBUTION TREASURERS CHECK NO 3003844			(2,000 00)
12/26	Grant Paid	PAID NATIONAL AUDUBON SOCIETY, INC CHARITABLE CONTRIBUTION TREASURERS CHECK NO 3003845			(1,000 00)
12/26	Grant Paid	PAID SAVE THE REDWOODS LEAGUE CHARITABLE CONTRIBUTION TREASURERS CHECK NO 3003846			(1,000 00)



VANDERPOEL CONSERVATION FOUNDATION ACCT R66266009
For the Period 10/1/13 to 12/31/13

Settle Date	Type Selection Method	Description	Quantity Cost	PRINCIPAL Amount	INCOME Amount
Withdrawals					
12/26	Grant Paid	PAID SEMPERVIRENS FUND CHARITABLE CONTRIBUTION TREASURERS CHECK NO 3003847			(1,000.00)
12/26	Grant Paid	PAID TURTLE ISLAND RESTORATION NETWORK CHARITABLE CONTRIBUTION FOR SEA TURTLE RESTORATION PROJECT TREASURERS CHECK NO 3003848			(500.00)
12/26	Grant Paid	PAID OCEAN CONSERVANCY INC CHARITABLE CONTRIBUTION TREASURERS CHECK NO 3003849			(500.00)
12/26	Grant Paid	PAID SALT CREEK GREENWAY ASSOCIATION CHARITABLE CONTRIBUTION TREASURERS CHECK NO 3003850			(500.00)
Total Withdrawals				(\$31,350.00)	(\$35,847.26)
Fees & Commissions					
10/1	Fees & Commissions	JPMORGAN CHASE TRUST FEE FOR THE PERIOD 09-02-2013 TO 10-01-2013 INC \$324 16 PRINC \$324 16			(324 16)
10/1	Fees & Commissions	JPMORGAN CHASE TRUST FEE FOR THE PERIOD 09-02-2013 TO 10-01-2013 INC \$324 16 PRINC \$324 16		(324 16)	
10/24	Fees & Commissions	PAID IL CHARITY BUREAU FUND ANNUAL FILING FEE FOR 12/31/12 TREASURERS CHECK NO 2937674		(15 00)	
11/1	Fees & Commissions	JPMORGAN CHASE TRUST FEE FOR THE PERIOD 10-02-2013 TO 11-01-2013 ON ADJUSTED MV \$843,873 54 INC \$334 04 PRINC \$334 03			(334 04)
11/1	Fees & Commissions	JPMORGAN CHASE TRUST FEE FOR THE PERIOD 10-02-2013 TO 11-01-2013 ON ADJUSTED MV \$843,873 54 INC \$334 04 PRINC \$334 03		(334 03)	



VANDERPOEL CONSERVATION FOUNDATION ACCT R66266009
For the Period 10/1/13 to 12/31/13

Settle Date	Type	Selection Method	Description	Quantity	Cost	PRINCIPAL Amount	INCOME Amount
Fees & Commissions							
12/2	Fees & Commissions		JPMORGAN CHASE TRUST FEE FOR THE PERIOD 11-02-2013 TO 12-01-2013 ON ADJUSTED MV \$870,458 93 INC, \$344.56 PRINC \$344.55			(344.56)	(344.56)
12/2	Fees & Commissions		JPMORGAN CHASE TRUST FEE FOR THE PERIOD 11-02-2013 TO 12-01-2013 ON ADJUSTED MV \$870,458 93 INC \$344.56 PRINC \$344.55			(344.55)	
Total Fees & Commissions						(\$1,017.74)	(\$1,002.76)

TRADE ACTIVITY

Trade Date	Type	Selection Method	Description	Quantity	Per Unit Amount	Proceeds	Tax Cost	Realized Gain/Loss	
Settled Sales/Maturities/Redemptions									
10/24	Sale		SPDR GOLD TRUST @ 130 0864 5,593 72 BROKERAGE	(43 000)	130 069	5,592.97	(4,712.11)	880.86 L	
10/29	High Cost		0.65 TAX &/OR SEC 10 MORGAN STANLEY & CO LLC (ID 78463V-10-7)						
10/29	Sale		JPM INTREPID AMER FD - SEL FUND 1206 JP MORGAN	(629 125)	33.52	21,088.27	(15,596.00)	5,492.27 L	
10/30	High Cost		CHASE BANK AS SHAREHOLDER SERVICING AGENT @ 33.52 (ID 4812A2-10-8)						
10/29	Sale		JPM HIGH YIELD FD - SEL FUND 3580 JP MORGAN	(1,885.523)	8.25	15,555.56	(14,709.78)	845.78 L	
10/30	High Cost		CHASE BANK AS SHAREHOLDER SERVICING AGENT @ 8.25 (ID 4812C0-80-3)						
10/25	Sale		SPDR GOLD TRUST @ 129 9044 2,078 47 BROKERAGE	(16 000)	129.887	2,078.19	(1,753.35)	324.84 L	
10/30	High Cost		0.24 TAX &/OR SEC 04 MORGAN STANLEY & CO LLC (ID. 78463V-10-7)						
10/29	Sale		HARTFORD CAPITAL APPREC-1 (ID 416649-30-9)	(125 848)	46.31	5,828.00	(4,529.27)	1,298.73 L	
10/30	High Cost								



VANDERPOEL CONSERVATION FOUNDATION ACCT R66266009
For the Period 10/1/13 to 12/31/13

Trade Date	Type	Selection Method	Description	Quantity	Per Unit Amount	Proceeds	Tax Cost	Realized Gain/Loss
Settled Sales/Maturities/Redemptions								
10/29	Sale	High Cost	EATON VANCE FLOATING-RATE ADVANTAGE I (ID: 277923-63-7)	(503 312)	11 17	5,622 00	(5,516 30)	105 70 L
12/5	Sale	High Cost	JPM US LARGE CAP CORE PLUS FD - SEL FUND 1002	(164 070)	29 14	4,781 00	(3,228 56)	1,552 44 L
12/6			JP MORGAN CHASE BANK AS SHAREHOLDER SERVICING AGENT @ 29 14 (ID 4812A2-38-9)					
12/5	Sale	High Cost	JPM GROWTH ADVANTAGE FD - SEL FUND 1567 JP	(389 752)	13 85	5,398 07	(2,778 93)	2,619 14 L
12/6			MORGAN CHASE BANK AS SHAREHOLDER SERVICING AGENT @ 13 85 (ID: 4812A3-71-8)					
12/5	Sale	High Cost	JPM MKT EXP ENH INDEX FD - SEL FUND 3708 JP	(270 512)	13 87	3,752 00	(2,296 65)	1,455 35 L
12/6			MORGAN CHASE BANK AS SHAREHOLDER SERVICING AGENT @ 13 87 (ID 4812C1-63-7)					
12/5	Sale	High Cost	ASTON/FAIRPOINTE MID CAP-I (ID 00078H-15-8)	(123 844)	46 93	5,812 00	(4,204 50)	1,607 50 L
12/6								
12/5	Sale	High Cost	HARTFORD CAPITAL APPREC-I (ID 416649-30-9)	(152 731)	46 90	7,163 07	(5,496 79)	1,666 28 L
12/6								
12/5	Sale	High Cost	MANNING & NAPIER EQUITY SERI (ID 563821-60-2)	(257 261)	21 83	5,616 00	(5,086 05)	529 95 L
12/6								
12/5	Sale	High Cost	SPDR S&P 500 ETF TRUST @ 178 94 5,368 20	(30 000)	178 922	5,367 65	(4,839 24)	528 41 S
12/10			BROKERAGE 0 45 TAX &/OR SEC 10 SIDCO / CONVERGEX (ID 78462F-10-3)					
12/13	LT Capital Gain Distribution		JPM GLOBAL RES ENH INDEX FD - SEL FUND 3457	1,586 483	0 024	37 39		
12/13			LONG TERM CAPITAL GAINS @ 0 02357 (ID 46637K-51-3)					
12/13	LT Capital Gain Distribution		JPM US LARGE CAP CORE PLUS FD - SEL FUND 1002	897 131	2 257	2,025 15		
12/13			LONG TERM CAPITAL GAINS @ 2 25736 (ID 4812A2-38-9)					
12/13	LT Capital Gain Distribution		JPM GROWTH ADVANTAGE FD - SEL FUND 1567 LONG	1,141 987	0 434	495.93		
12/13			TERM CAPITAL GAINS @ 0 43427 (ID 4812A3-71-8)					



VANDERPOEL CONSERVATION FOUNDATION ACCT R66266009
For the Period 10/1/13 to 12/31/13

Trade Date	Type	Description	Quantity	Per Unit Amount	Proceeds	Tax Cost	Realized Gain/Loss
Settle Date	Selection Method						
Settled Sales/Maturities/Redemptions							
12/13	LT Capital Gain Distribution	JPM SHORT DURATION BOND FD - SEL FUND 3133 LONG TERM CAPITAL GAINS @ 0 00774 (ID 4812C1-33-0)	2,239 073	0 008	17 33		
12/13	LT Capital Gain Distribution	JPM MKT EXP ENH INDEX FD - SEL FUND 3708 LONG TERM CAPITAL GAINS @ 1 05867 (ID: 4812C1-63-7)	1,264 327	1 059	1,338 51		
12/13	LT Capital Gain Distribution	PIMCO UNCONSTRAINED BOND-P 12/11/13 LONG TERM CAPITAL GAINS @ 0 009 PER SHARE AS OF 12/11/13 (ID 72201M-45-3)	1,286 104	0 009	11 41		
12/16	LT Capital Gain Distribution	EDGEWOOD GROWTH FUND-INS 12/13/13 LONG TERM CAPITAL GAINS @ 0 234 PER SHARE AS OF 12/13/13 (ID 0075W0-75-9)	1,101 286	0 234	258 14		
12/16	LT Capital Gain Distribution	MFS INTL VALUE-I 12/12/13 LONG TERM CAPITAL GAINS @ 0 096 PER SHARE AS OF 12/12/13 (ID 55273E-82-2)	1,049 116	0 096	100 54		
12/17	LT Capital Gain Distribution	INV BALANCED-RISK ALLOC-Y 12/13/13 LONG TERM CAPITAL GAINS @ 0 399 PER SHARE AS OF 12/13/13 (ID 00141V-69-7)	1,158 185	0 399	461 65		
12/17	LT Capital Gain Distribution	HARTFORD CAPITAL APPREC-I 12/13/13 LONG TERM CAPITAL GAINS @ 1 879 PER SHARE AS OF 12/13/13 (ID 416649-30-9)	835 617	1 879	1,569 82		
12/17	LT Capital Gain Distribution	MANNING & NAPIER EQUITY SERI 12/16/13 LONG TERM CAPITAL GAINS @ 2 201 PER SHARE AS OF 12/16/13 (ID 563821-60-2)	1,849 930	1 904	3,522 21		
12/17	Sale High Cost	POWERSHARES DB COMMODITY INDEX TRACKING FUND @ 25 4057 35,644 20 BROKERAGE 21 05 TAX &/OR SEC 62 DEUTSCHE BANC ALEX BROWN INC (ID 73935S-10-5)	(1,403 000)	25 39	35,622 53	(36,836 79)	(618 33) L (595 93) S
12/18	LT Capital Gain Distribution	NEUBERGER BER MUJ/C OPP-INS 12/17/13 LONG TERM CAPITAL GAINS @ 0 221 PER SHARE AS OF 12/17/13 (ID 64122Q-30-9)	1,937 838	0 221	427 87		



VANDERPOEL CONSERVATION FOUNDATION ACCT R66266009
For the Period 10/1/13 to 12/31/13

Trade Date	Type	Description	Quantity	Per Unit Amount	Proceeds	Tax Cost	Realized Gain/Loss
Settled Sales/Maturities/Redemptions							
12/19	LT Capital Gain Distribution	T ROWE PRICE NEW ASIA 12/18/13 LONG TERM CAPITAL GAINS @ 0 550 PER SHARE AS OF 12/18/13 (ID 77956H-50-0)	1,425 541	0 55	784 05		
12/23	LT Capital Gain Distribution	OAKMARK INTERNATIONAL FD-I 12/20/13 LONG TERM CAPITAL GAINS @ 0 293 PER SHARE AS OF 12/20/13 (ID 413838-20-2)	1,393 651	0 293	408 90		
12/24	LT Capital Gain Distribution	FMI LARGE CAP FUND LARGE CAP FD 12/20/13 LONG TERM CAPITAL GAINS @ 1 029 PER SHARE AS OF 12/20/13 (ID 302933-20-5)	939 287	1 10	1,033 65		
12/31	LT Capital Gain Distribution	ASTON/FAIRPOINTE MID CAP-I 12/30/13 LONG TERM CAPITAL GAINS @ 4 265 PER SHARE AS OF 12/30/13 (ID 00078H-15-8)	745 112	4 265	3,178 05		
12/31	LT Capital Gain Distribution	DREYFUS EMG MKT DEBT LOC C-I 12/30/13 LONG TERM CAPITAL GAINS @ 0 067 PER SHARE AS OF 12/30/13 (ID 261980-49-4)	527 997	0 067	35 27		
Total Settled Sales/Maturities/Redemptions					\$144,983.18	(\$111,584.32)	\$17,760.51 L (\$67.52) S

Trade Date	Type	Description	Quantity	Per Unit Amount	Market Cost
Settled Securities Purchased					
10/29	Purchase	VANGUARD FTSE EUROPE ETF @ 57 254 8,530 85	149 000	57 269	(8,533 09)
11/1		BROKERAGE 2 24 CREDIT SUISSE FIRST BOSTON LLC (ID. 922042-87-4)			



VANDERPOEL CONSERVATION FOUNDATION ACCT R66266009
For the Period 10/1/13 to 12/31/13

Trade Date	Settle Date	Type	Description	Quantity	Per Unit Amount	Market Cost
Settled Securities Purchased						
10/29	11/1	Purchase	ISHARES MSCI EAFE INDEX FUND @ 66 4514 35,152 79 BROKERAGE 7 94 DEUTSCHE BANC ALEX BROWN INC (ID 464287-46-5)	529 000	66 466	(35,160 73)
10/29	11/1	Purchase	POWERSHARES DB COMMODITY INDEX TRACKING FUND @ 25 8884 11,805 11 BROKERAGE 6 84 DEUTSCHE BANC ALEX BROWN INC (ID 73935S-10-5)	456 000	25 903	(11,811 95)
10/30	11/4	Purchase	VANGUARD FTSE EUROPE ETF @ 57 254 343 52 BROKERAGE 0 09 DEUTSCHE BANC ALEX BROWN INC (ID 922042-87-4)	6 000	57 268	(343 61)
11/15	11/18	Purchase	DODGE & COX INTL STOCK FUND (ID 256206-10-3)	75 029	42 49	(3,188 00)
12/5	12/6	Purchase	JPM STRAT INCOME OPPORT FD - SEL FUND 3844 JP MORGAN CHASE BANK AS SHAREHOLDER SERVICING AGENT @ 11 90 (ID 4812A4-35-1)	376 986	11 90	(4,486 13)
12/17	12/17	Purchase	MANNING & NAPIER EQUITY SERI SHORT TERM CAP GAINS @ 0 746 REINVESTED JP MORGAN CHASE BANK AS SHAREHOLDER SERVICING AGENT AS OF 12/16/13 (ID 563821-60-2)	63 145	18 90	(1,193 44)
12/17	12/17	Purchase	MANNING & NAPIER EQUITY SERI LONG TERM CAP GAINS @ 2 201 REINVESTED JP MORGAN CHASE BANK AS SHAREHOLDER SERVICING AGENT AS OF 12/16/13 (ID 563821-60-2)	186 360	18 90	(3,522 21)
12/19	12/20	Purchase	INV BALANCE RISK COMM STR-Y BLRSK CMD FD Y (ID 00888Y-50-8)	4,029 638	8 84	(35,622 00)
Total Settled Securities Purchased						(\$103,861.16)



For the Period 10/1/13 to 12/31/13

For your convenience we have combined statement(s) for activity you conduct through J.P. Morgan in one package. Below are important disclosures relating to these different accounts. These statements may relate to various account types. Some of the disclosures are applicable to all of your accounts. For ease of reference the disclosures applicable to a particular type of account have been grouped together by descriptive headers.

IMPORTANT GENERAL INFORMATION APPLICABLE TO ALL OF YOUR ACCOUNT(S)

Important information about Pricing, Valuations, Estimated Annual Income, and Estimated Yield

Market value information (including without limitation, prices, exchange rates, accrued income and bond ratings) furnished herein, some of which has been provided by pricing sources that J.P. Morgan believes to be reliable, is not guaranteed for accuracy but provided for informational purposes and is furnished for the exclusive use of the client.

The current price is the value of the financial asset share, unit or contract as priced at the close of the market on the last day of the statement period or the last available price. All values provided for structured yield deposits (for example, JPMorgan London Time Deposits) reflect the original deposit amount only. The value for Real Estate, Mineral Interests and Miscellaneous Assets may not reflect the most current value of the asset.

Important information regarding Auction Rate Securities (ARS) ARS are debt or preferred securities with an interest or dividend rate reset periodically in an auction. Although there may be daily, weekly and monthly resets, there is no guarantee that there will be liquidity. If there are not enough bids at an auction to redeem the securities available for sale, the result may be a failed auction. In the event of a failed auction, there is no assurance that a secondary market will develop or that the security will trade at par or any other price reflected on statements and online. Accordingly, investors should not rely on pricing information appearing in their statements or online with respect to ARS. When J.P. Morgan is unable to obtain a price from an internal or outside source for a particular ARS, the price column on your statement will indicate "unpriced".

Valuations of over-the-counter derivative transactions, including certain derivatives-related deposit products, have been prepared on a mid-market basis. These valuations are sourced from the various issuers of the securities or they are sourced from a third party valuation provider. J.P. Morgan expressly disclaims any responsibility for (1) the accuracy of the models or estimates used in deriving the valuations, (2) any errors or omissions in computing or disseminating the valuations, and (3) any uses to which the valuations are put. Valuations are provided for information purposes only and are intended solely for your own use. Please refer to the trade confirmation for details of each transaction.

Certain assets, including but not limited to, pooled and private investments, non-publicly traded and infrequently traded securities, derivatives, partnership interests and tangible assets are generally illiquid, the value of such asset may have been provided to us by third parties who may or may not be independent of the issuer or manager. Such information is reflected as of the last date provided to us, and is not independently verified.

In cases where we are unable to obtain a current market value from an internal or outside source for a particular security, the price column on your statement will indicate "unpriced". Although such securities may have value, please note that the value of a security indicated as "unpriced" will not be included in your overall current market value as reflected on the statement.

J.P. Morgan makes no representation, warranty or guarantee, express or implied, that any quoted value represents the actual terms at which securities could be bought or sold or new transactions could be entered into, or the actual terms on which existing transactions or securities could be liquidated. Such values may only be indicative.

When we are unable to obtain a current value from an internal or outside source for a particular security, the price column on your statement will indicate "unpriced".

If a partial call is made with respect to an issue of securities included in your Accounts we will allocate the call by a method we deem fair and equitable.

To the extent applicable, please note the following regarding estimated annual income (EAI) and estimated yield (EY). EAI and EY for certain types of securities could include a return of principal or capital gains in which case the EAI and EY would be overstated. EAI and EY are estimates and the actual income and yield might be lower or higher than the estimated amounts. EY reflects only the income generated by an investment. It does not reflect changes in its price, which may fluctuate.

Offshore Deposits - London and Nassau

J.P. Morgan



For the Period 10/1/13 to 12/31/13

Deposits in Foreign Branches are not insured by the FDIC or any other Agency of the Federal Government; amounts in such foreign accounts do not have the benefit of any domestic preference applicable to U.S. Banks; certain Foreign accounts are considered reportable to the Internal Revenue Service on a Report of Foreign Bank and Financial Accounts (TD F 90-22.1).

Bank products and services are offered through JPMorgan Chase Bank, N.A. ("JPMCB") and its banking affiliates. Securities are offered by J.P. Morgan Securities LLC ("JPMS") and, to the extent noted below, cleared through J.P. Morgan Clearing Corp. ("JPMCC")

Neither JPMS, nor JPMCC is a bank and are each separate legal entities from its bank or thrift affiliates

Investment Products: Not FDIC Insured -No Bank Guarantee -May Lose Value

Fund manager disclosure information available upon request

If you have an investment account that is managed by an SEC-Registered Investment Advisor, J.P. Morgan will provide a copy of the advisor's Form ADV II or brochure upon written request

These statements are not official documents for income tax reporting purposes and should not be relied upon for such purposes, including determination of income, cost basis, amortization or accretion, or gain/loss. Such information, which may be inaccurate, incomplete or subject to updating, should be confirmed with your records and your tax advisor

Please take the steps indicated below if you think statement(s) are incorrect or contact your J.P. Morgan team if you require additional information about a transaction on your statement(s).

IMPORTANT INFORMATION APPLICABLE ONLY TO YOUR FIDUCIARY ACCOUNT(S) WHICH REFLECTS ASSETS HELD AT JPMORGAN CHASE BANK, N.A. OR A BANKING OR TRUST AFFILIATE

IMPORTANT ADDITIONAL INFORMATION SPECIFIC TO A TRUST OF WHICH YOU ARE A BENEFICIARY

Limitation of Action Against Trustee. State laws provide that an action against a trustee for breach of trust based on matters in a trustee's report that adequately disclose the existence of a potential claim for breach of trust may be barred unless the action is commenced within a certain time period after your receipt of such a report. The limitations periods for certain states are as follows - Florida and Utah within 6 months, Arizona, Arkansas, District of Columbia, Kansas, Maine, Michigan, Missouri, North Dakota, New Hampshire, New Mexico, Nebraska, Oregon, South Carolina, Tennessee, Vermont, West Virginia and Virginia within 1 year, Alabama, Ohio, Oklahoma and Wyoming within 2 years, California within 3 years. For other state limitation periods or questions, please consult your attorney. This disclosure is hereby made a part of the trustee's written report(s) (consisting of the statements relating to your trust(s)) provided to you as a trust beneficiary and is incorporated therein.

IF THIS STATEMENT RELATES TO A TRUST GOVERNED BY CALIFORNIA LAW FOR WHICH JPMorgan Chase Bank, N.A. ("JPMCB") IS A FIDUCIARY, California Probate Code Section 16060, et seq., requires us to tell you the following

- The recipient of this account may petition the court pursuant to California Probate Code Section 17200 to obtain a court review of this account and of the acts of the trustee reported here
- Claims against the Trustee for breach of trust must be made within three years of the date the beneficiary receives an account or report disclosing facts giving rise to the claim

If you have any questions regarding your statement, please call your Fiduciary Manager

PRODUCT RELATED DISCLOSURE: IMPORTANT INFORMATION ABOUT ALTERNATIVE INVESTMENTS: FOOTNOTES 1 - 4

Private Equity, Hedge Funds, Exchange Funds, Real Estate and Other Alternative Assets

1 Direct private equity investments and pooled private investments (e.g., interests in limited partnerships and limited liability companies) are generally illiquid securities. Values are estimates only and are not warranted for accuracy or completeness. Values do not represent the actual terms at which transactions or securities could be bought or sold or new transactions could be entered into or the actual terms on which existing transactions could be liquidated as of the date of this statement



For the Period 10/1/13 to 12/31/13

Direct private equity investments are generally valued at cost, unless there is an active secondary trading market in the securities, in which case, direct private equity investments are valued using market prices as of the close of the last business day for this statement period. Pooled private equity investments are valued according to the General Partner's or Manager's stated methodology. Please refer to the limited partnership agreement, limited liability company agreement or other operative documentation for each investment for the specific valuation methodology used by the General Partner or Manager for that investment or for your Investment Management or Trust account contact your J.P. Morgan team. J.P. Morgan expressly disclaims any responsibility for (1) the accuracy of the information and the methodology used by the General Partner or Manager in deriving valuations, (2) any errors or omissions in compiling or disseminating the valuations, and (3) any use to which the valuations are put. Valuations are provided for information purposes only and are intended solely for your own use.

Hedge funds generally calculate the price (the "Net Asset Value" or "NAV"), 10-15 business days following the last business day of the month. For that reason, hedge fund NAVs shown will generally be the NAV of the month preceding this statement period. In general, the NAV is stated net of management and incentive fees. The NAV is calculated according to the General Partner's or Manager's stated methodology. Please refer to the limited partnership agreement, limited liability company agreement or other operative documentation for each hedge fund for the specific methodology used by the General Partner or Manager for that hedge fund or for your Investment Management or Trust account contact your J.P. Morgan team. J.P. Morgan expressly disclaims any responsibility for (1) the accuracy of the information and the methodology used by the General Partner or Manager in deriving valuations, (2) any errors or omissions in compiling or disseminating the valuations, and (3) any use to which the valuations are put. Valuations are provided for information purposes only and are intended solely for your own use.

These statements do not provide tax reporting on private investments. Please continue to rely upon the General Partner or Manager of the investment vehicle for this information or for your Investment Management or Trust account contact your J.P. Morgan team.

2. The 'Capital Called Since Inception USD' and 'Cash/Security distributions Since Inception USD' columns are updated monthly to reflect activity (capital calls and distributions), if any.

3. Hedge funds generally allow subscriptions on a monthly or quarterly basis. An interest in a hedge fund or hedge fund of funds is generally as of the first business day of the subscription period. Due to early funding requirements by the applicable fund, your account may be debited for the subscription amount prior to the subscription date. Please refer to the applicable hedge fund's operative documentation for further details or for your Investment Management or Trust account contact your J.P. Morgan team.

Hedge fund redemptions are generally on a monthly, quarterly or annual basis but can sometimes be subject to a multi-year lockup before a redemption is permitted. For redemptions, there is generally a notification period that can be a long interval before the actual redemption date. Redemption proceeds are generally paid 15 calendar days after the final NAV is issued, but can be subject to a holdback of a portion of the proceeds until an annual audit of the Fund has been completed. Please refer to the applicable hedge fund's operative documentation for further details or for your Investment Management or Trust account contact your J.P. Morgan team.

Global Access Portfolios share certain characteristics with hedge funds. In particular, an investor who withdraws from a Global Access Portfolio will not receive the withdrawal proceeds in their entirety until 30-60 days after completion of the Portfolio's audit, which may be 18 months or longer after the redemption date. Interest might not be paid on any proceeds pending distribution. These restrictions apply even if the investor's account at J.P. Morgan is closed. The Confidential Private Placement Memorandum and applicable Supplements contain other important information about the Global Access Portfolios and are available upon request or for your Investment Management or Trust account contact your J.P. Morgan team.

4. Alternative assets may include publicly available mutual funds that utilize non-traditional investment management strategies, for example, strategies commonly employed by hedge funds. Mutual funds generally calculate the price (the "Net Asset Value" or "NAV") on a daily basis and mutual fund NAVs shown on your statement generally will be the NAV as of the close of the last business day for this statement period. Please refer to the applicable mutual fund prospectus for further details. If the applicable mutual fund is a J.P. Morgan Fund, please refer to disclosures on this statement concerning J.P. Morgan Funds for other important information.

PRODUCT RELATED DISCLOSURE: THE JPMORGAN FUNDS OR THIRD PARTIES

Shares of the funds referenced above are not bank deposits and are not guaranteed by any bank, government entity, or the FDIC. Return and share price will fluctuate and redemption value may be more or less than original cost. While the money market funds seek to maintain a stable net asset value of \$1.00 per share, there is no assurance that they will continue to do so. The estimated annual income and dividend yield figures for mutual funds represent the funds' most recent income dividend annualized.



For the Period 10/1/13 to 12/31/13

Prospectuses and other fund information for JPMorgan funds may be obtained by calling your J P Morgan team or JPMorgan Distribution Services, Inc at (800) 480-4111 You also may view and order materials online for JPMorgan funds at www.jpmorganfunds.com

J P Morgan affiliates may receive compensation from the JPMorgan funds for providing investment advisory services to the funds J P Morgan affiliates may also provide administrative, custodial, sales, distribution, shareholder or other services to the JPMorgan Funds or funds established, sponsored, advised, or managed by third parties, and J P Morgan affiliates may be compensated for such services as allowed by applicable law The distributor of the JPMorgan Funds is JPMorgan Distribution Services, Inc , which is an affiliate of JPMCB

Assets may be reflected herein even though they may be held by a third party unaffiliated with J P Morgan In such cases, unless J P Morgan otherwise agrees, J P Morgan has no responsibility for the verification, valuation, safekeeping or management of those assets

J.P.Morgan