



See a Social Security Number? Say Something!  
Report Privacy Problems to <https://public.resource.org/privacy>  
Or call the IRS Identity Theft Hotline at 1-800-908-4490



Form

990-PF

Department of the Treasury  
Internal Revenue Service

Return of Private Foundation

or Section 4947(a)(1) Trust Treated as Private Foundation

Do not enter social security numbers on this form as it may be made public.

Information about Form 990-PF and its instructions is at [www.irs.gov/form990pf](http://www.irs.gov/form990pf).

OMB No 1545-0052



2014


Open to Public Inspection

For calendar year 2014, or tax year beginning 01-01-2014 , and ending 12-31-2014

Name of foundation CGW Family Foundation		<b>A Employer identification number</b>  36-4441039	
Number and street (or P O box number if mail is not delivered to street address) 4774 Byron Circle		<b>B Telephone number</b> (see instructions)  (708) 283-9900	
City or town, state or province, country, and ZIP or foreign postal code Irving, TX 75038		<b>C</b> If exemption application is pending, check here <input type="checkbox"/>	
<b>G</b> Check all that apply <input type="checkbox"/> Initial return <input type="checkbox"/> Initial return of a former public charity <input type="checkbox"/> Final return <input type="checkbox"/> Amended return <input type="checkbox"/> Address change <input type="checkbox"/> Name change		<b>D 1.</b> Foreign organizations, check here <input type="checkbox"/> <b>2.</b> Foreign organizations meeting the 85% test, check here and attach computation <input type="checkbox"/>	
<b>H</b> Check type of organization <input checked="" type="checkbox"/> Section 501(c)(3) exempt private foundation <input type="checkbox"/> Section 4947(a)(1) nonexempt charitable trust <input type="checkbox"/> Other taxable private foundation		<b>E</b> If private foundation status was terminated under section 507(b)(1)(A), check here <input type="checkbox"/>	
<b>I</b> Fair market value of all assets at end of year (from Part II, col. (c), line 16) <input checked="" type="checkbox"/> \$ 996,894		<b>F</b> If the foundation is in a 60-month termination under section 507(b)(1)(B), check here <input type="checkbox"/>	
<b>J</b> Accounting method <input checked="" type="checkbox"/> Cash <input type="checkbox"/> Accrual <input type="checkbox"/> Other (specify) _____ (Part I, column (d) must be on cash basis.)			

Part I Analysis of Revenue and Expenses (The total of amounts in columns (b), (c), and (d) may not necessarily equal the amounts in column (a) (see instructions) )		(a) Revenue and expenses per books	(b) Net investment income	(c) Adjusted net income	(d) Disbursements for charitable purposes (cash basis only)
Revenue	1 Contributions, gifts, grants, etc , received (attach schedule) . . . . .				
	2 Check <input checked="" type="checkbox"/> if the foundation is <b>not</b> required to attach Sch B . . . . .				
	3 Interest on savings and temporary cash investments				
	4 Dividends and interest from securities. . . . .	15,003	15,003		
	5a Gross rents . . . . .				
	b Net rental income or (loss) _____				
	6a Net gain or (loss) from sale of assets not on line 10 <input checked="" type="checkbox"/>	28,378			
	b Gross sales price for all assets on line 6a <u>2,235,025</u>				
	7 Capital gain net income (from Part IV, line 2) . . .		28,588		
	8 Net short-term capital gain . . . . .				
	9 Income modifications . . . . .				
	10a Gross sales less returns and allowances				
Operating and Administrative Expenses	b Less Cost of goods sold . . . . .				
	c Gross profit or (loss) (attach schedule) . . . . .				
	11 Other income (attach schedule) . . . . .	<input checked="" type="checkbox"/> 1,087			
	12 <b>Total.</b> Add lines 1 through 11 . . . . .	44,468	43,591		
	13 Compensation of officers, directors, trustees, etc				
	14 Other employee salaries and wages . . . . .				
	15 Pension plans, employee benefits . . . . .				
	16a Legal fees (attach schedule) . . . . .	<input checked="" type="checkbox"/> 200			
	b Accounting fees (attach schedule) . . . . .				
	c Other professional fees (attach schedule) . . . . .	<input checked="" type="checkbox"/> 10,607	10,607		10,607
	17 Interest . . . . .				
	18 Taxes (attach schedule) (see instructions) . . .	<input checked="" type="checkbox"/> 500			
	19 Depreciation (attach schedule) and depletion . . .				
	20 Occupancy . . . . .				
	21 Travel, conferences, and meetings . . . . .				
	22 Printing and publications . . . . .				
	23 Other expenses (attach schedule) . . . . .	<input checked="" type="checkbox"/> 98			
	24 <b>Total operating and administrative expenses.</b>				
	Add lines 13 through 23 . . . . .	11,405	10,607		10,607
	25 Contributions, gifts, grants paid . . . . .	22,521			22,521
	26 <b>Total expenses and disbursements.</b> Add lines 24 and 25	33,926	10,607		33,128
	27 Subtract line 26 from line 12				
	a <b>Excess of revenue over expenses and disbursements</b>	10,542			
	b <b>Net investment income</b> (if negative, enter -0-)		32,984		
	c <b>Adjusted net income</b> (if negative, enter -0-)				

Part II Balance Sheets		Attached schedules and amounts in the description column should be for end-of-year amounts only (See instructions )	Beginning of year	End of year	
			(a) Book Value	(b) Book Value	(c) Fair Market Value
Assets	1	Cash—non-interest-bearing . . . . .			
	2	Savings and temporary cash investments . . . . .	31,612	72,755	72,755
	3	Accounts receivable ▶ _____ Less allowance for doubtful accounts ▶ _____			
	4	Pledges receivable ▶ _____ Less allowance for doubtful accounts ▶ _____			
	5	Grants receivable . . . . .			
	6	Receivables due from officers, directors, trustees, and other disqualified persons (attach schedule) (see instructions) . . . . .			
	7	Other notes and loans receivable (attach schedule) ▶ _____ Less allowance for doubtful accounts ▶ _____			
	8	Inventories for sale or use . . . . .			
	9	Prepaid expenses and deferred charges . . . . .			
	10a	Investments—U S and state government obligations (attach schedule)			
	b	Investments—corporate stock (attach schedule) . . . . .	696,419 	666,276	839,962
	c	Investments—corporate bonds (attach schedule). . . . .	81,086 	79,713	84,177
	11	Investments—land, buildings, and equipment basis ▶ _____ Less accumulated depreciation (attach schedule) ▶ _____			
	12	Investments—mortgage loans . . . . .			
	13	Investments—other (attach schedule) . . . . .			
	14	Land, buildings, and equipment basis ▶ _____ Less accumulated depreciation (attach schedule) ▶ _____			
15	Other assets (describe ▶ _____)				
16	Total assets (to be completed by all filers—see the instructions Also, see page 1, item I)	809,117	818,744	996,894	
Liabilities	17	Accounts payable and accrued expenses . . . . .			
	18	Grants payable . . . . .			
	19	Deferred revenue . . . . .			
	20	Loans from officers, directors, trustees, and other disqualified persons			
	21	Mortgages and other notes payable (attach schedule) . . . . .			
	22	Other liabilities (describe ▶ _____)			
	23	Total liabilities (add lines 17 through 22) . . . . .		0	
Net Assets or Fund Balances	Foundations that follow SFAS 117, check here ▶ <input type="checkbox"/> and complete lines 24 through 26 and lines 30 and 31.				
	24	Unrestricted . . . . .			
	25	Temporarily restricted . . . . .			
	26	Permanently restricted . . . . .			
	Foundations that do not follow SFAS 117, check here ▶ <input checked="" type="checkbox"/> and complete lines 27 through 31.				
	27	Capital stock, trust principal, or current funds . . . . .	809,117	818,744	
	28	Paid-in or capital surplus, or land, bldg , and equipment fund			
	29	Retained earnings, accumulated income, endowment, or other funds			
30	Total net assets or fund balances (see instructions) . . . . .	809,117	818,744		
31	Total liabilities and net assets/fund balances (see instructions) . . .	809,117	818,744		

Part III Analysis of Changes in Net Assets or Fund Balances		
1	Total net assets or fund balances at beginning of year—Part II, column (a), line 30 (must agree with end-of-year figure reported on prior year’s return) . . . . .	1 809,117
2	Enter amount from Part I, line 27a . . . . .	2 10,542
3	Other increases not included in line 2 (itemize) ▶ _____	3
4	Add lines 1, 2, and 3 . . . . .	4 819,659
5	Decreases not included in line 2 (itemize) ▶ 	5 915
6	Total net assets or fund balances at end of year (line 4 minus line 5)—Part II, column (b), line 30 .	6 818,744

Part IV

Capital Gains and Losses for Tax on Investment Income

(a) List and describe the kind(s) of property sold (e g , real estate, 2-story brick warehouse, or common stock, 200 shs MLC Co )		(b) How acquired P—Purchase D—Donation	(c) Date acquired (mo , day, yr )	(d) Date sold (mo , day, yr )
1a	See Additional Data Table			
b				
c				
d				
e				

(e) Gross sales price	(f) Depreciation allowed (or allowable)	(g) Cost or other basis plus expense of sale	(h) Gain or (loss) (e) plus (f) minus (g)
a	See Additional Data Table		
b			
c			
d			
e			

Complete only for assets showing gain in column (h) and owned by the foundation on 12/31/69			(I) Gains (Col (h) gain minus col (k), but not less than -0-) or Losses (from col (h))
(i) F M V as of 12/31/69	(j) Adjusted basis as of 12/31/69	(k) Excess of col (i) over col (j), if any	
a	See Additional Data Table		
b			
c			
d			
e			

2	Capital gain net income or (net capital loss)	{ If gain, also enter in Part I, line 7 If (loss), enter -0- in Part I, line 7 }	2	28,588
3	Net short-term capital gain or (loss) as defined in sections 1222(5) and (6)  If gain, also enter in Part I, line 8, column (c) (see instructions) If (loss), enter -0- in Part I, line 8 . . . . .	}	3	-18,237

Part V

Qualification Under Section 4940(e) for Reduced Tax on Net Investment Income

(For optional use by domestic private foundations subject to the section 4940(a) tax on net investment income )

If section 4940(d)(2) applies, leave this part blank

Was the foundation liable for the section 4942 tax on the distributable amount of any year in the base period? ☐ Yes ☒ No

If "Yes," the foundation does not qualify under section 4940(e) Do not complete this part

1 Enter the appropriate amount in each column for each year, see instructions before making any entries

(a) Base period years Calendar year (or tax year beginning in)	(b) Adjusted qualifying distributions	(c) Net value of noncharitable-use assets	(d) Distribution ratio (col (b) divided by col (c))
2013	58,080	938,489	0 061887
2012	37,425	857,815	0 043628
2011	37,800	821,234	0 046028
2010	35,746	800,139	0 044675
2009	52,530	670,723	0 078318

2	Total of line 1, column (d). . . . .	2	0 274536
3	Average distribution ratio for the 5-year base period—divide the total on line 2 by 5, or by the number of years the foundation has been in existence if less than 5 years . . . .	3	0 054907
4	Enter the net value of noncharitable-use assets for 2014 from Part X, line 5. . . . .	4	994,821
5	Multiply line 4 by line 3. . . . .	5	54,623
6	Enter 1% of net investment income (1% of Part I, line 27b). . . . .	6	330
7	Add lines 5 and 6. . . . .	7	54,953
8	Enter qualifying distributions from Part XII, line 4. . . . .	8	33,128

If line 8 is equal to or greater than line 7, check the box in Part VI, line 1b, and complete that part using a 1% tax rate See  
the Part VI instructions

Part VI

Excise Tax Based on Investment Income (Section 4940(a), 4940(b), 4940(e), or 4948—see page 18 of the instructions)

1a	Exempt operating foundations described in section 4940(d)(2), check here <input type="checkbox"/> and enter "N/A" on line 1		
	Date of ruling or determination letter _____ (attach copy of letter if necessary—see instructions)		
b	Domestic foundations that meet the section 4940(e) requirements in Part V, check here <input type="checkbox"/> and enter 1% of Part I, line 27b . . . . .	1	660
c	All other domestic foundations enter 2% of line 27b. Exempt foreign organizations enter 4% of Part I, line 12, col. (b)		
2	Tax under section 511 (domestic section 4947(a)(1) trusts and taxable foundations only. Others enter -0-)	2	0
3	Add lines 1 and 2. . . . .	3	660
4	Subtitle A (income) tax (domestic section 4947(a)(1) trusts and taxable foundations only. Others enter -0-)	4	
5	<b>Tax based on investment income.</b> Subtract line 4 from line 3. If zero or less, enter -0- . . . . .	5	660
6	Credits/Payments		
a	2014 estimated tax payments and 2013 overpayment credited to 2014	6a	121
b	Exempt foreign organizations—tax withheld at source . . . . .	6b	
c	Tax paid with application for extension of time to file (Form 8868) . . . . .	6c	1,500
d	Backup withholding erroneously withheld . . . . .	6d	
7	Total credits and payments. Add lines 6a through 6d. . . . .	7	1,621
8	Enter any <b>penalty</b> for underpayment of estimated tax. Check here <input type="checkbox"/> if Form 2220 is attached.	8	
9	<b>Tax due.</b> If the total of lines 5 and 8 is more than line 7, enter <b>amount owed</b> . . . . .	9	
10	<b>Overpayment.</b> If line 7 is more than the total of lines 5 and 8, enter the <b>amount overpaid</b> . . . . .	10	961
11	Enter the amount of line 10 to be <b>Credited to 2015 estimated tax</b> <input type="checkbox"/> 955 <b>Refunded</b> <input type="checkbox"/>	11	6

Part VII-A

Statements Regarding Activities

1a	During the tax year, did the foundation attempt to influence any national, state, or local legislation or did it participate or intervene in any political campaign? . . . . .	1a	Yes	No
b	Did it spend more than \$100 during the year (either directly or indirectly) for political purposes (see Instructions for definition)? . . . . . <i>If the answer is "Yes" to 1a or 1b, attach a detailed description of the activities and copies of any materials published or distributed by the foundation in connection with the activities.</i>	1b		No
c	Did the foundation file <b>Form 1120-POL</b> for this year? . . . . .	1c		No
d	Enter the amount (if any) of tax on political expenditures (section 4955) imposed during the year: <b>(1)</b> On the foundation <input type="checkbox"/> \$ _____ <b>(2)</b> On foundation managers <input type="checkbox"/> \$ _____			
e	Enter the reimbursement (if any) paid by the foundation during the year for political expenditure tax imposed on foundation managers <input type="checkbox"/> \$ _____			
2	Has the foundation engaged in any activities that have not previously been reported to the IRS? . . . . . <i>If "Yes," attach a detailed description of the activities.</i>	2		No
3	Has the foundation made any changes, not previously reported to the IRS, in its governing instrument, articles of incorporation, or bylaws, or other similar instruments? <i>If "Yes," attach a conformed copy of the changes</i> . . . . .	3		No
4a	Did the foundation have unrelated business gross income of \$1,000 or more during the year? . . . . .	4a		No
b	If "Yes," has it filed a tax return on <b>Form 990-T</b> for this year? . . . . .	4b		No
5	Was there a liquidation, termination, dissolution, or substantial contraction during the year? . . . . . <i>If "Yes," attach the statement required by General Instruction T.</i>	5		No
6	Are the requirements of section 508(e) (relating to sections 4941 through 4945) satisfied either: • By language in the governing instrument, or • By state legislation that effectively amends the governing instrument so that no mandatory directions that conflict with the state law remain in the governing instrument? . . . . .	6	Yes	
7	Did the foundation have at least \$5,000 in assets at any time during the year? <i>If "Yes," complete Part II, col. (c), and Part XV.</i> . . . . .	7	Yes	
8a	Enter the states to which the foundation reports or with which it is registered (see instructions) <input type="checkbox"/> _____			
b	If the answer is "Yes" to line 7, has the foundation furnished a copy of Form 990-PF to the Attorney General (or designate) of each state as required by General Instruction G? <i>If "No," attach explanation.</i> . . . . .	8b	Yes	
9	Is the foundation claiming status as a private operating foundation within the meaning of section 4942(j)(3) or 4942(j)(5) for calendar year 2014 or the taxable year beginning in 2014 (see instructions for Part XIV)? <i>If "Yes," complete Part XIV</i> . . . . .	9		No
10	Did any persons become substantial contributors during the tax year? <i>If "Yes," attach a schedule listing their names and addresses.</i> . . . . .	10		No

Part VII-A

Statements Regarding Activities (continued)

11	At any time during the year, did the foundation, directly or indirectly, own a controlled entity within the meaning of section 512(b)(13)? If "Yes," attach schedule (see instructions).	11		No
12	Did the foundation make a distribution to a donor advised fund over which the foundation or a disqualified person had advisory privileges? If "Yes," attach statement (see instructions)	12		No
13	Did the foundation comply with the public inspection requirements for its annual returns and exemption application?	13	Yes	
Website address N/A				
14	The books are in care of Estate Plan Administration Services LLC Telephone no (708) 283-9900 Located at 4440 Lincoln Highway Ste 207 Matteson IL ZIP +4 60443			
15	Section 4947(a)(1) nonexempt charitable trusts filing Form 990-PF in lieu of Form 1041 —Check here and enter the amount of tax-exempt interest received or accrued during the year.	15		
16	At any time during calendar year 2014, did the foundation have an interest in or a signature or other authority over a bank, securities, or other financial account in a foreign country?	16	Yes	No
See instructions for exceptions and filing requirements for FinCEN Form 114, Report of Foreign Bank and Financial Accounts (FBAR) If "Yes", enter the name of the foreign country				

Part VII-B

Statements Regarding Activities for Which Form 4720 May Be Required

File Form 4720 if any item is checked in the "Yes" column, unless an exception applies.			Yes	No
1a	During the year did the foundation (either directly or indirectly)			
	(1) Engage in the sale or exchange, or leasing of property with a disqualified person? Yes No			
	(2) Borrow money from, lend money to, or otherwise extend credit to (or accept it from) a disqualified person? Yes No			
	(3) Furnish goods, services, or facilities to (or accept them from) a disqualified person? Yes No			
	(4) Pay compensation to, or pay or reimburse the expenses of, a disqualified person? Yes No			
	(5) Transfer any income or assets to a disqualified person (or make any of either available for the benefit or use of a disqualified person)? Yes No			
	(6) Agree to pay money or property to a government official? (Exception. Check "No" if the foundation agreed to make a grant to or to employ the official for a period after termination of government service, if terminating within 90 days ). Yes No			
b	If any answer is "Yes" to 1a(1)–(6), did any of the acts fail to qualify under the exceptions described in Regulations section 53.4941(d)-3 or in a current notice regarding disaster assistance (see instructions)? Organizations relying on a current notice regarding disaster assistance check here.	1b		No
c	Did the foundation engage in a prior year in any of the acts described in 1a, other than excepted acts, that were not corrected before the first day of the tax year beginning in 2014?	1c		No
2	Taxes on failure to distribute income (section 4942) (does not apply for years the foundation was a private operating foundation defined in section 4942(j)(3) or 4942(j)(5))			
a	At the end of tax year 2014, did the foundation have any undistributed income (lines 6d and 6e, Part XIII) for tax year(s) beginning before 2014? If "Yes," list the years 20 , 20 , 20 , 20 Yes No			
b	Are there any years listed in 2a for which the foundation is not applying the provisions of section 4942(a)(2) (relating to incorrect valuation of assets) to the year's undistributed income? (If applying section 4942(a)(2) to all years listed, answer "No" and attach statement—see instructions ).	2b		
c	If the provisions of section 4942(a)(2) are being applied to any of the years listed in 2a, list the years here 20 , 20 , 20 , 20			
3a	Did the foundation hold more than a 2% direct or indirect interest in any business enterprise at any time during the year? Yes No			
b	If "Yes," did it have excess business holdings in 2014 as a result of (1) any purchase by the foundation or disqualified persons after May 26, 1969, (2) the lapse of the 5-year period (or longer period approved by the Commissioner under section 4943(c)(7)) to dispose of holdings acquired by gift or bequest, or (3) the lapse of the 10-, 15-, or 20-year first phase holding period? (Use Schedule C, Form 4720, to determine if the foundation had excess business holdings in 2014.).	3b		
4a	Did the foundation invest during the year any amount in a manner that would jeopardize its charitable purposes?	4a		No
b	Did the foundation make any investment in a prior year (but after December 31, 1969) that could jeopardize its charitable purpose that had not been removed from jeopardy before the first day of the tax year beginning in 2014?	4b		No

Part VII-B

Statements Regarding Activities for Which Form 4720 May Be Required (continued)

5a

During the year did the foundation pay or incur any amount to

(1)

Carry on propaganda, or otherwise attempt to influence legislation (section 4945(e))?

Yes 

No

(2)

Influence the outcome of any specific public election (see section 4955), or to carry on, directly or indirectly, any voter registration drive?

Yes 

No

(3)

Provide a grant to an individual for travel, study, or other similar purposes?

Yes 

No

(4)

Provide a grant to an organization other than a charitable, etc , organization described in section 4945(d)(4)(A)? (see instructions).

Yes 

No

(5)

Provide for any purpose other than religious, charitable, scientific, literary, or educational purposes, or for the prevention of cruelty to children or animals?

Yes 

No

b

If any answer is "Yes" to 5a(1)–(5), did **any** of the transactions fail to qualify under the exceptions described in Regulations section 53.4945 or in a current notice regarding disaster assistance (see instructions)?

5b

Organizations relying on a current notice regarding disaster assistance check here.

c

If the answer is "Yes" to question 5a(4), does the foundation claim exemption from the tax because it maintained expenditure responsibility for the grant?

Yes 

No

If "Yes," attach the statement required by Regulations section 53.4945–5(d).

6a

Did the foundation, during the year, receive any funds, directly or indirectly, to pay premiums on a personal benefit contract?

Yes 

No

b

Did the foundation, during the year, pay premiums, directly or indirectly, on a personal benefit contract?

6b

No

If "Yes" to 6b, file Form 8870.

7a

At any time during the tax year, was the foundation a party to a prohibited tax shelter transaction?

Yes 

No

b

If yes, did the foundation receive any proceeds or have any net income attributable to the transaction?

7b

Part VIII

Information About Officers, Directors, Trustees, Foundation Managers, Highly Paid Employees, and Contractors

1

List all officers, directors, trustees, foundation managers and their compensation (see instructions).

(a) Name and address	(b) Title, and average hours per week devoted to position	(c) Compensation (If not paid, enter -0-)	(d) Contributions to employee benefit plans and deferred compensation	(e) Expense account, other allowances
See Additional Data Table				

2

Compensation of five highest-paid employees (other than those included on line 1—see instructions). If none, enter "NONE."

(a) Name and address of each employee paid more than \$50,000	(b) Title, and average hours per week devoted to position	(c) Compensation	(d) Contributions to employee benefit plans and deferred compensation	(e) Expense account, other allowances
NONE				

Total

number of other employees paid over \$50,000.

0

**Part VIII** Information About Officers, Directors, Trustees, Foundation Managers, Highly Paid Employees, and Contractors *(continued)*

<b>3</b> Five highest-paid independent contractors for professional services (see instructions). If none, enter "NONE".		
(a) Name and address of each person paid more than \$50,000	(b) Type of service	(c) Compensation
NONE		
<b>Total</b> number of others receiving over \$50,000 for professional services. . . . .		0

**Part IX-A** Summary of Direct Charitable Activities

List the foundation's four largest direct charitable activities during the tax year. Include relevant statistical information such as the number of organizations and other beneficiaries served, conferences convened, research papers produced, etc	Expenses
<b>1</b>	
<b>2</b>	
<b>3</b>	
<b>4</b>	

**Part IX-B** Summary of Program-Related Investments (see instructions)

Describe the two largest program-related investments made by the foundation during the tax year on lines 1 and 2	Amount
<b>1</b>	
<b>2</b>	
All other program-related investments. See instructions.	
<b>3</b>	
<b>Total.</b> Add lines 1 through 3 . . . . .	



Part X

Minimum Investment Return (All domestic foundations must complete this part. Foreign foundations, see instructions.)

1	Fair market value of assets not used (or held for use) directly in carrying out charitable, etc , purposes		
a	Average monthly fair market value of securities. . . . .	1a	948,014
b	Average of monthly cash balances. . . . .	1b	61,957
c	Fair market value of all other assets (see instructions). . . . .	1c	0
d	Total (add lines 1a, b, and c). . . . .	1d	1,009,971
e	Reduction claimed for blockage or other factors reported on lines 1a and 1c (attach detailed explanation). . . . .	1e	
2	Acquisition indebtedness applicable to line 1 assets. . . . .	2	
3	Subtract line 2 from line 1d. . . . .	3	1,009,971
4	Cash deemed held for charitable activities Enter 1 1/2% of line 3 (for greater amount, see instructions). . . . .	4	15,150
5	Net value of noncharitable-use assets. Subtract line 4 from line 3 Enter here and on Part V, line 4	5	994,821
6	Minimum investment return. Enter 5% of line 5. . . . .	6	49,741

Part XI

Distributable Amount (see instructions) (Section 4942(j)(3) and (j)(5) private operating foundations and certain foreign organizations check here ☐ and do not complete this part.)

1	Minimum investment return from Part X, line 6. . . . .	1	49,741
2a	Tax on investment income for 2014 from Part VI, line 5. . . . .	2a	660
b	Income tax for 2014 (This does not include the tax from Part VI ). . . . .	2b	
c	Add lines 2a and 2b. . . . .	2c	660
3	Distributable amount before adjustments Subtract line 2c from line 1. . . . .	3	49,081
4	Recoveries of amounts treated as qualifying distributions. . . . .	4	
5	Add lines 3 and 4. . . . .	5	49,081
6	Deduction from distributable amount (see instructions). . . . .	6	
7	Distributable amount as adjusted Subtract line 6 from line 5 Enter here and on Part XIII, line 1. . . . .	7	49,081

Part XII

Qualifying Distributions (see instructions)

1	Amounts paid (including administrative expenses) to accomplish charitable, etc , purposes		
a	Expenses, contributions, gifts, etc —total from Part I, column (d), line 26. . . . .	1a	33,128
b	Program-related investments—total from Part IX-B. . . . .	1b	
2	Amounts paid to acquire assets used (or held for use) directly in carrying out charitable, etc , purposes. . . . .	2	
3	Amounts set aside for specific charitable projects that satisfy the		
a	Suitability test (prior IRS approval required). . . . .	3a	
b	Cash distribution test (attach the required schedule). . . . .	3b	
4	Qualifying distributions. Add lines 1a through 3b Enter here and on Part V, line 8, and Part XIII, line 4	4	33,128
5	Foundations that qualify under section 4940(e) for the reduced rate of tax on net investment income Enter 1% of Part I, line 27b (see instructions). . . . .	5	
6	Adjusted qualifying distributions. Subtract line 5 from line 4. . . . .	6	33,128

Note: The amount on line 6 will be used in Part V, column (b), in subsequent years when calculating whether the foundation qualifies for the section 4940(e) reduction of tax in those years

Part XIII

Undistributed Income (see instructions)

	(a) Corpus	(b) Years prior to 2013	(c) 2013	(d) 2014
1 Distributable amount for 2014 from Part XI, line 7				49,081
2 Undistributed income, if any, as of the end of 2014				
a Enter amount for 2013 only. . . . .				
b Total for prior years 20____, 20____, 20____				
3 Excess distributions carryover, if any, to 2014				
a From 2009. . . . .				8,995
b From 2010. . . . .				12,708
c From 2011. . . . .				
d From 2012. . . . .				
e From 2013. . . . .				7,820
f Total of lines 3a through e. . . . .	29,523			
4 Qualifying distributions for 2014 from Part XII, line 4 ▶ \$ 33,128				
a Applied to 2013, but not more than line 2a				
b Applied to undistributed income of prior years (Election required—see instructions). . . . .				
c Treated as distributions out of corpus (Election required—see instructions). . . . .				
d Applied to 2014 distributable amount. . . . .				33,128
e Remaining amount distributed out of corpus				
5 Excess distributions carryover applied to 2014 (If an amount appears in column (d), the same amount must be shown in column (a).)	15,953			15,953
6 Enter the net total of each column as indicated below:				
a Corpus Add lines 3f, 4c, and 4e Subtract line 5	13,570			
b Prior years' undistributed income Subtract line 4b from line 2b. . . . .				
c Enter the amount of prior years' undistributed income for which a notice of deficiency has been issued, or on which the section 4942(a) tax has been previously assessed. . . . .				
d Subtract line 6c from line 6b Taxable amount—see instructions . . . . .				
e Undistributed income for 2013 Subtract line 4a from line 2a Taxable amount—see instructions . . . . .				
f Undistributed income for 2014 Subtract lines 4d and 5 from line 1 This amount must be distributed in 2015 . . . . .				0
7 Amounts treated as distributions out of corpus to satisfy requirements imposed by section 170(b)(1)(F) or 4942(g)(3) (Election may be required - see instructions) . . . . .				
8 Excess distributions carryover from 2009 not applied on line 5 or line 7 (see instructions) . . .				
9 Excess distributions carryover to 2015. Subtract lines 7 and 8 from line 6a . . . . .	13,570			
10 Analysis of line 9				
a Excess from 2010. . . .				5,750
b Excess from 2011. . . .				
c Excess from 2012. . . .				
d Excess from 2013. . . .				7,820
e Excess from 2014. . . .				

Part XIVPrivate Operating Foundations (see instructions and Part VII-A, question 9)

1a

If the foundation has received a ruling or determination letter that it is a private operating foundation, and the ruling is effective for 2014, enter the date of the ruling. . . . .

b

Check box to indicate whether the organization is a private operating foundation described in section 4942(j)(3) or 4942(j)(5)

☐ 4942(j)(3) or ☐ 4942(j)(5)

2a

Enter the lesser of the adjusted net income from Part I or the minimum investment return from Part X for each year listed . . . . .

Tax year	Prior 3 years				(e) Total
(a) 2014	(b) 2013	(c) 2012	(d) 2011		
b 85% of line 2a . . . . .					
c Qualifying distributions from Part XII, line 4 for each year listed . . . . .					
d Amounts included in line 2c not used directly for active conduct of exempt activities . . . . .					
e Qualifying distributions made directly for active conduct of exempt activities. Subtract line 2d from line 2c . . . . .					
3 Complete 3a, b, or c for the alternative test relied upon					
a "Assets" alternative test—enter					
(1) Value of all assets . . . . .					
(2) Value of assets qualifying under section 4942(j)(3)(B)(i)					
b "Endowment" alternative test— enter 2/3 of minimum investment return shown in Part X, line 6 for each year listed. . . . .					
c "Support" alternative test—enter					
(1) Total support other than gross investment income (interest, dividends, rents, payments on securities loans (section 512(a)(5)), or royalties). . . . .					
(2) Support from general public and 5 or more exempt organizations as provided in section 4942(j)(3)(B)(iii). . . . .					
(3) Largest amount of support from an exempt organization					
(4) Gross investment income					

Part XVSupplementary Information (Complete this part only if the organization had \$5,000 or more in assets at any time during the year—see instructions.)

1

Information Regarding Foundation Managers:

a

List any managers of the foundation who have contributed more than 2% of the total contributions received by the foundation before the close of any tax year (but only if they have contributed more than \$5,000) (See section 507(d)(2) )

CAROLYN G WHEELER

b

List any managers of the foundation who own 10% or more of the stock of a corporation (or an equally large portion of the ownership of a partnership or other entity) of which the foundation has a 10% or greater interest

NA

2

Information Regarding Contribution, Grant, Gift, Loan, Scholarship, etc., Programs:

Check here ☒ if the foundation only makes contributions to preselected charitable organizations and does not accept unsolicited requests for funds. If the foundation makes gifts, grants, etc. (see instructions) to individuals or organizations under other conditions, complete items 2a, b, c, and d

a

The name, address, and telephone number or email address of the person to whom applications should be addressed

b

The form in which applications should be submitted and information and materials they should include

c

Any submission deadlines



d

Any restrictions or limitations on awards, such as by geographical areas, charitable fields, kinds of institutions, or other factors

Part XV

Supplementary Information (continued)

3 Grants and Contributions Paid During the Year or Approved for Future Payment

Recipient	If recipient is an individual, show any relationship to any foundation manager or substantial contributor	Foundation status of recipient	Purpose of grant or contribution	Amount
Name and address (home or business)				
<b>a</b> <i>Paid during the year</i> Carabasset Valley Academy 3197 Carrabassett Drive Carrabassett Valley, ME 04947		501(c)3	Education	10,000
Colorado Childrens' Campaign 1580 Lincoln St 420 Denver, CO 80203		501(c)3	Health, Education	2,521
Daniel Murphy Scholarship Fnd 228 S Wabash Ste 600 Chicago, IL 60604		501(c)3	Education	5,000
Marblehead All-Sports Foundation PO Box 240 Marblehead, MA 01945		501(c)3	Education	5,000
<b>Total</b> . . . . .			 <b>3a</b>	22,521
<b>b</b> <i>Approved for future payment</i>				
<b>Total</b> . . . . .			 <b>3b</b>	

Enter gross amounts unless otherwise indicated

## Part XVI-B Relationship of Activities to the Accomplishment of Exempt Purposes

Form **990-PF** (2014)

<b>1</b> Did the organization directly or indirectly engage in any of the following with any other organization described in section 501(c) of the Code (other than section 501(c)(3) organizations) or in section 527, relating to political organizations?		<b>Yes</b>	<b>No</b>
<b>a</b> Transfers from the reporting foundation to a noncharitable exempt organization of			
<b>(1)</b> Cash. . . . .	<b>1a(1)</b>		<b>No</b>
<b>(2)</b> Other assets. . . . .	<b>1a(2)</b>		<b>No</b>
<b>b</b> Other transactions			
<b>(1)</b> Sales of assets to a noncharitable exempt organization. . . . .	<b>1b(1)</b>		<b>No</b>
<b>(2)</b> Purchases of assets from a noncharitable exempt organization. . . . .	<b>1b(2)</b>		<b>No</b>
<b>(3)</b> Rental of facilities, equipment, or other assets. . . . .	<b>1b(3)</b>		<b>No</b>
<b>(4)</b> Reimbursement arrangements. . . . .	<b>1b(4)</b>		<b>No</b>
<b>(5)</b> Loans or loan guarantees. . . . .	<b>1b(5)</b>		<b>No</b>
<b>(6)</b> Performance of services or membership or fundraising solicitations. . . . .	<b>1b(6)</b>		<b>No</b>
<b>c</b> Sharing of facilities, equipment, mailing lists, other assets, or paid employees. . . . .	<b>1c</b>		<b>No</b>
<b>d</b> If the answer to any of the above is "Yes," complete the following schedule. Column <b>(b)</b> should always show the fair market value of the goods, other assets, or services given by the reporting foundation. If the foundation received less than fair market value in any transaction or sharing arrangement, show in column <b>(d)</b> the value of the goods, other assets, or services received			

**2a** Is the foundation directly or indirectly affiliated with, or related to, one or more tax-exempt organizations described in section 501(c) of the Code (other than section 501(c)(3)) or in section 527? . . . . . ☐ Yes ☒ No

**b** If "Yes," complete the following schedule

(a) Name of organization	(b) Type of organization	(c) Description of relationship

<b>Paid Preparer Use Only</b>	Print/Type preparer's name DAVID A GOSS	Preparer's Signature	Date	Check if self-employed <input checked="" type="checkbox"/>	PTIN
	Firm's name <input checked="" type="checkbox"/> Estate Plan Administration Services LLC			Firm's EIN <input checked="" type="checkbox"/>	
	Firm's address <input checked="" type="checkbox"/> 4440 Lincoln Hwy Ste 207 Matteson, IL 60443			Phone no (708) 283-9900	

Form 990PF Part IV - Capital Gains and Losses for Tax on Investment Income - Columns a - d

(a) List and describe the kind(s) of property sold (e g , real estate, 2-story brick warehouse, or common stock, 200 shs MLC Co )	(b) How acquired P—Purchase D—Donation	(c) Date acquired (mo , day, yr )	(d) Date sold (mo , day, yr )
20 shrs Eastman Chem Co	P	2011-08-12	2014-01-27
5 shrs Eastman Chem Co	P	2011-10-05	2014-01-27
53 shrs Viacom Inc New Cl B	P	2011-12-22	2014-01-27
28 shrs Eastman Chem Co	P	2011-08-22	2014-01-31
10 shrs Eastman Chem Co	P	2011-10-05	2014-01-31
194 shrs Cadence Design System Inc	P	2013-02-21	2014-02-03
45 shrs Cadence Design System Inc	P	2013-03-12	2014-02-03
46 shrs Cadence Design System Inc	P	2013-03-21	2014-02-03
80 shrs Snyders Lance Inc	P	2011-08-12	2014-02-11
40 shrs Snyders Lance Inc	P	2011-11-04	2014-02-11

Form 990PF Part IV - Capital Gains and Losses for Tax on Investment Income - Columns e - h

(e) Gross sales price	(f) Depreciation allowed (or allowable)	(g) Cost or other basis plus expense of sale	(h) Gain or (loss) (e) plus (f) minus (g)
1,468	0	850	618
367	0	177	190
4,306	0	2,372	1,934
2,186	0	1,064	1,122
781	0	355	426
2,686	0	2,798	-112
623	0	636	-13
637	0	617	20
2,063	0	1,606	457
1,031	0	793	238

Form 990PF Part IV - Capital Gains and Losses for Tax on Investment Income - Columns i - l

Complete only for assets showing gain in column (h) and owned by the foundation on 12/31/69			(l) Gains (Col (h) gain minus col (k), but not less than -0-) or Losses (from col (h))
(i) F M V as of 12/31/69	(j) Adjusted basis as of 12/31/69	(k) Excess of col (i) over col (j), if any	
0	0	0	618
0	0	0	190
0	0	0	1,934
0	0	0	1,122
0	0	0	426
0	0	0	-112
0	0	0	-13
0	0	0	20
0	0	0	457
0	0	0	238

Form 990PF Part IV - Capital Gains and Losses for Tax on Investment Income - Columns a - d

(a) List and describe the kind(s) of property sold (e g , real estate, 2-story brick warehouse, or common stock, 200 shs MLC Co )	(b) How acquired P—Purchase D—Donation	(c) Date acquired (mo , day, yr )	(d) Date sold (mo , day, yr )
29 shrs Snyders Lance Inc	P	2013-08-16	2014-02-11
5 shrs Amazon Com Inc	P	2011-08-12	2014-02-13
1 shr Amazon Con Inc	P	2012-09-27	2014-02-13
7 shrs Perrigo Co	P	2013-12-19	2014-02-27
9 shrs Boeing Co	P	2011-12-09	2014-03-06
12 shrs Roper Technologies Inc	P	2011-08-12	2014-03-06
34 shrs Energizer Holdings Inc	P	2011-08-12	2014-03-07
7 shrs Energizer Holdings Inc	P	2014-01-31	2014-03-07
21 shrs Ansys Inc	P	2011-08-12	2014-03-17
22 shrs Ansys Inc	P	2011-08-22	2014-03-17

Form 990PF Part IV - Capital Gains and Losses for Tax on Investment Income - Columns e - h

(e) Gross sales price	(f) Depreciation allowed (or allowable)	(g) Cost or other basis plus expense of sale	(h) Gain or (loss) (e) plus (f) minus (g)
748	0	810	-62
1,779	0	1,014	765
356	0	257	99
1,161	0	1,065	96
1,160	0	647	513
1,666	0	870	796
3,228	0	2,578	650
665	0	663	2
1,585	0	1,065	520
1,660	0	1,016	644

Form 990PF Part IV - Capital Gains and Losses for Tax on Investment Income - Columns i - l

Complete only for assets showing gain in column (h) and owned by the foundation on 12/31/69			(l) Gains (Col (h) gain minus col (k), but not less than -0-) or Losses (from col (h))
(i) F M V as of 12/31/69	(j) Adjusted basis as of 12/31/69	(k) Excess of col (i) over col (j), if any	
0	0	0	-62
0	0	0	765
0	0	0	99
0	0	0	96
0	0	0	513
0	0	0	796
0	0	0	650
0	0	0	2
0	0	0	520
0	0	0	644



Form 990PF Part IV - Capital Gains and Losses for Tax on Investment Income - Columns a - d

(a) List and describe the kind(s) of property sold (e g , real estate, 2-story brick warehouse, or common stock, 200 shs MLC Co )	(b) How acquired P—Purchase D—Donation	(c) Date acquired (mo , day, yr )	(d) Date sold (mo , day, yr )
35 shrs Boeing Co	P	2011-12-09	2014-03-24
3 shrs Boeing Co	P	2012-09-27	2014-03-24
14 shrs Cerner Corp	P	2011-08-12	2014-03-24
4 shrs Cerner Corp	P	2012-09-27	2014-03-24
29 shrs Dresser-Rand Group Inc	P	2011-08-12	2014-03-25
36 shrs Dresser-Rand Group Inc	P	2011-08-22	2014-03-25
20 shrs Dresser-Rand Group Inc	P	2011-08-24	2014-03-25
8 shrs Amazon Com Inc	P	2011-08-12	2014-03-26
32 shrs Lowes Cos Inc	P	2013-01-25	2014-03-26
8 shrs Amazon Com Inc	P	2011-08-12	2014-04-01

Form 990PF Part IV - Capital Gains and Losses for Tax on Investment Income - Columns e - h

(e) Gross sales price	(f) Depreciation allowed (or allowable)	(g) Cost or other basis plus expense of sale	(h) Gain or (loss) (e) plus (f) minus (g)
4,325	0	2,515	1,810
371	0	211	160
805	0	408	397
230	0	149	81
1,623	0	1,120	503
2,015	0	1,298	717
1,119	0	764	355
2,770	0	1,623	1,147
1,558	0	1,238	320
2,739	0	1,623	1,116

Form 990PF Part IV - Capital Gains and Losses for Tax on Investment Income - Columns i - l

Complete only for assets showing gain in column (h) and owned by the foundation on 12/31/69			(l) Gains (Col (h) gain minus col (k), but not less than -0-) or Losses (from col (h))
(i) F M V as of 12/31/69	(j) Adjusted basis as of 12/31/69	(k) Excess of col (i) over col (j), if any	
0	0	0	1,810
0	0	0	160
0	0	0	397
0	0	0	81
0	0	0	503
0	0	0	717
0	0	0	355
0	0	0	1,147
0	0	0	320
0	0	0	1,116

Form 990PF Part IV - Capital Gains and Losses for Tax on Investment Income - Columns a - d

(a) List and describe the kind(s) of property sold (e g , real estate, 2-story brick warehouse, or common stock, 200 shs MLC Co )	(b) How acquired P—Purchase D—Donation	(c) Date acquired (mo , day, yr )	(d) Date sold (mo , day, yr )
21 shrs Cerner Corp	P	2011-08-12	2014-04-01
7 shrs Perrigo Co	P	2013-12-19	2014-04-04
11 shrs Stericycle Inc	P	2011-08-22	2014-04-04
13 shrs Air Lease Corp	P	2013-05-13	2014-04-14
22 shrs Air Lease Corp	P	2013-05-15	2014-04-14
11 shrs Amazon Com Inc	P	2011-08-22	2014-04-14
71 shrs Xilinx Inc	P	2014-04-01	2014-04-14
16 shrs Allergan Inc	P	2013-05-13	2014-04-22
3 shrs First Republic Bank	P	2012-10-18	2014-04-23
15 shrs First Republic Bank	P	2013-01-04	2014-04-23

Form 990PF Part IV - Capital Gains and Losses for Tax on Investment Income - Columns e - h

(e) Gross sales price	(f) Depreciation allowed (or allowable)	(g) Cost or other basis plus expense of sale	(h) Gain or (loss) (e) plus (f) minus (g)
1,191	0	612	579
1,058	0	1,065	-7
1,242	0	891	351
470	0	386	84
795	0	667	128
3,506	0	1,986	1,520
3,697	0	3,885	-188
2,624	0	1,664	960
156	0	102	54
779	0	521	258

Form 990PF Part IV - Capital Gains and Losses for Tax on Investment Income - Columns i - l

Complete only for assets showing gain in column (h) and owned by the foundation on 12/31/69			(l) Gains (Col (h) gain minus col (k), but not less than -0-) or Losses (from col (h))
(i) F M V as of 12/31/69	(j) Adjusted basis as of 12/31/69	(k) Excess of col (i) over col (j), if any	
0	0	0	579
0	0	0	-7
0	0	0	351
0	0	0	84
0	0	0	128
0	0	0	1,520
0	0	0	-188
0	0	0	960
0	0	0	54
0	0	0	258

Form 990PF Part IV - Capital Gains and Losses for Tax on Investment Income - Columns a - d

(a) List and describe the kind(s) of property sold (e g , real estate, 2-story brick warehouse, or common stock, 200 shs MLC Co )	(b) How acquired P—Purchase D—Donation	(c) Date acquired (mo , day, yr )	(d) Date sold (mo , day, yr )
39 shrs Cerner Corp	P	2011-08-12	2014-04-25
32 shrs Cerner Corp	P	2011-08-22	2014-04-25
21 shrs Red Hat Inc	P	2012-03-23	2014-04-25
12 shrs Reinsurance Group Of America	P	2012-04-30	2014-04-25
11 shrs Allergan Inc	P	2013-05-13	2014-05-01
6 shrs Google Inc Cl A	P	2011-08-12	2014-05-06
3 shrs Google Inc Cl A	P	2011-08-22	2014-05-06
119 shrs Pfizer Inc	P	2011-12-16	2014-05-08
26 shrs Pfizer Inc	P	2012-01-05	2014-05-08
38 shrs Pfizer Inc	P	2012-03-15	2014-05-08

Form 990PF Part IV - Capital Gains and Losses for Tax on Investment Income - Columns e - h

(e) Gross sales price	(f) Depreciation allowed (or allowable)	(g) Cost or other basis plus expense of sale	(h) Gain or (loss) (e) plus (f) minus (g)
1,939	0	1,137	802
1,592	0	904	688
1,015	0	1,080	-65
914	0	696	218
1,840	0	1,144	696
3,151	0	1,699	1,452
1,576	0	755	821
3,470	0	2,513	957
758	0	558	200
1,108	0	829	279

Form 990PF Part IV - Capital Gains and Losses for Tax on Investment Income - Columns i - l

Complete only for assets showing gain in column (h) and owned by the foundation on 12/31/69			(l) Gains (Col (h) gain minus col (k), but not less than -0-) or Losses (from col (h))
(i) F M V as of 12/31/69	(j) Adjusted basis as of 12/31/69	(k) Excess of col (i) over col (j), if any	
0	0	0	802
0	0	0	688
0	0	0	-65
0	0	0	218
0	0	0	696
0	0	0	1,452
0	0	0	821
0	0	0	957
0	0	0	200
0	0	0	279

Form 990PF Part IV - Capital Gains and Losses for Tax on Investment Income - Columns a - d

(a) List and describe the kind(s) of property sold (e g , real estate, 2-story brick warehouse, or common stock, 200 shs MLC Co )	(b) How acquired P—Purchase D—Donation	(c) Date acquired (mo , day, yr )	(d) Date sold (mo , day, yr )
20 shrs Aspen Technology Inc	P	2013-07-02	2014-06-02
22 shrs Aspen Technology Inc	P	2014-04-14	2014-06-02
5 shrs Allergan Inc	P	2013-05-13	2014-06-06
20 shrs Allergan Inc	P	2013-07-02	2014-06-06
48 shrs Lowes Cos Inc	P	2013-01-25	2014-06-06
21 shrs Lowes Cos Inc	P	2013-03-07	2014-06-06
16 shrs Lowes Cos Inc	P	2013-03-21	2014-06-06
16 shrs Agilent Technologies Inc	P	2013-04-12	2014-06-24
21 shrs Air Lease Corporation	P	2013-05-13	2014-06-24
13 shrs Air Lease Corporaion	P	2013-05-31	2014-06-24

Form 990PF Part IV - Capital Gains and Losses for Tax on Investment Income - Columns e - h

(e) Gross sales price	(f) Depreciation allowed (or allowable)	(g) Cost or other basis plus expense of sale	(h) Gain or (loss) (e) plus (f) minus (g)
863	0	588	275
950	0	872	78
827	0	520	307
3,309	0	1,685	1,624
2,284	0	1,857	427
999	0	810	189
761	0	606	155
932	0	704	228
819	0	623	196
507	0	368	139

Form 990PF Part IV - Capital Gains and Losses for Tax on Investment Income - Columns i - l

Complete only for assets showing gain in column (h) and owned by the foundation on 12/31/69			(l) Gains (Col (h) gain minus col (k), but not less than -0-) or Losses (from col (h))
(i) F M V as of 12/31/69	(j) Adjusted basis as of 12/31/69	(k) Excess of col (i) over col (j), if any	
0	0	0	275
0	0	0	78
0	0	0	307
0	0	0	1,624
0	0	0	427
0	0	0	189
0	0	0	155
0	0	0	228
0	0	0	196
0	0	0	139

Form 990PF Part IV - Capital Gains and Losses for Tax on Investment Income - Columns a - d

(a) List and describe the kind(s) of property sold (e g , real estate, 2-story brick warehouse, or common stock, 200 shs MLC Co )	(b) How acquired P—Purchase D—Donation	(c) Date acquired (mo , day, yr )	(d) Date sold (mo , day, yr )
17 shrs American International Group	P	2013-02-22	2014-06-24
17 shrs Analog Devices Inc	P	2014-03-25	2014-06-24
6 shrs Apple Computer Inc	P	2014-04-25	2014-06-24
19 shrs Aspen Technology Inc	P	2012-09-14	2014-06-24
7 shrs Aspen Technology Inc	P	2013-07-02	2014-06-24
12 shrs Baxter International Inc	P	2011-08-12	2014-06-24
6 shrs Berkshire Hathaway Inc Cl B	P	2011-08-12	2014-06-24
9 shrs Cameron International Corp	P	2011-12-02	2014-06-24
11 shrs CBS Corp Cl B	P	2014-02-13	2014-06-24
15 shrs Comcast Corp Cl A	P	2014-01-31	2014-06-24

Form 990PF Part IV - Capital Gains and Losses for Tax on Investment Income - Columns e - h

(e) Gross sales price	(f) Depreciation allowed (or allowable)	(g) Cost or other basis plus expense of sale	(h) Gain or (loss) (e) plus (f) minus (g)
947	0	650	297
927	0	917	10
549	0	489	60
874	0	496	378
322	0	206	116
883	0	639	244
761	0	430	331
608	0	484	124
654	0	654	0
790	0	790	0

Form 990PF Part IV - Capital Gains and Losses for Tax on Investment Income - Columns i - l

Complete only for assets showing gain in column (h) and owned by the foundation on 12/31/69			(l) Gains (Col (h) gain minus col (k), but not less than -0-) or Losses (from col (h))
(i) F M V as of 12/31/69	(j) Adjusted basis as of 12/31/69	(k) Excess of col (i) over col (j), if any	
0	0	0	297
0	0	0	10
0	0	0	60
0	0	0	378
0	0	0	116
0	0	0	244
0	0	0	331
0	0	0	124
0	0	0	0
0	0	0	0

Form 990PF Part IV - Capital Gains and Losses for Tax on Investment Income - Columns a - d

(a) List and describe the kind(s) of property sold (e g , real estate, 2-story brick warehouse, or common stock, 200 shs MLC Co )	(b) How acquired P—Purchase D—Donation	(c) Date acquired (mo , day, yr )	(d) Date sold (mo , day, yr )
20 shrs Constellium NV	P	2014-03-07	2014-06-24
1 shr Danaher Corp	P	2012-09-20	2014-06-24
11 shrs Danaher Corp	P	2013-06-07	2014-06-24
5 shrs Discover Financial Services	P	2011-08-12	2014-06-24
18 shrs Discover Financial Servicse	P	2012-12-20	2014-06-24
7 shrs Discovery Comm-A	P	2012-08-24	2014-06-24
13 shrs Dollar General Corp	P	2012-10-04	2014-06-24
4 shrs Dollar General Corp	P	2012-10-17	2014-06-24
9 shrs Energizer Holdings Inc	P	2011-08-12	2014-06-24
8 shrs EOG Resources Inc	P	2013-10-25	2014-06-24

Form 990PF Part IV - Capital Gains and Losses for Tax on Investment Income - Columns e - h

(e) Gross sales price	(f) Depreciation allowed (or allowable)	(g) Cost or other basis plus expense of sale	(h) Gain or (loss) (e) plus (f) minus (g)
640	0	565	75
80	0	55	25
881	0	679	202
310	0	116	194
1,118	0	687	431
524	0	365	159
796	0	679	117
245	0	194	51
1,089	0	682	407
931	0	736	195

Form 990PF Part IV - Capital Gains and Losses for Tax on Investment Income - Columns i - l

Complete only for assets showing gain in column (h) and owned by the foundation on 12/31/69			(l) Gains (Col (h) gain minus col (k), but not less than -0-) or Losses (from col (h))
(i) F M V as of 12/31/69	(j) Adjusted basis as of 12/31/69	(k) Excess of col (i) over col (j), if any	
0	0	0	75
0	0	0	25
0	0	0	202
0	0	0	194
0	0	0	431
0	0	0	159
0	0	0	117
0	0	0	51
0	0	0	407
0	0	0	195

Form 990PF Part IV - Capital Gains and Losses for Tax on Investment Income - Columns a - d

(a) List and describe the kind(s) of property sold (e g , real estate, 2-story brick warehouse, or common stock, 200 shs MLC Co )	(b) How acquired P—Purchase D—Donation	(c) Date acquired (mo , day, yr )	(d) Date sold (mo , day, yr )
16 shrs Fastenal Co	P	2013-10-25	2014-06-24
20 shrs First Republic Bank	P	2012-10-18	2014-06-24
59 shrs FNB Corp	P	2014-04-07	2014-06-14
13 shrs Gildan Activewear Inc	P	2014-03-26	2014-06-24
3 shrs Google Inc C I C	P	2014-05-06	2014-06-24
20 shrs Guidewire Software Inc	P	2013-11-25	2014-06-24
12 shrs Halliburton Co	P	2014-03-24	2014-06-24
37 shrs Hologic Inc	P	2012-06-28	2014-06-24
19 shrs Hologic Inc	P	2013-04-19	2014-06-24
10 shrs Honeywell Intl Inc	P	2014-02-13	2014-06-24

Form 990PF Part IV - Capital Gains and Losses for Tax on Investment Income - Columns e - h

(e) Gross sales price	(f) Depreciation allowed (or allowable)	(g) Cost or other basis plus expense of sale	(h) Gain or (loss) (e) plus (f) minus (g)
801	0	805	-4
1,101	0	679	422
755	0	789	-34
740	0	648	92
1,706	0	1,554	152
795	0	933	-138
834	0	694	140
940	0	643	297
483	0	404	79
939	0	943	-4

Form 990PF Part IV - Capital Gains and Losses for Tax on Investment Income - Columns i - l

Complete only for assets showing gain in column (h) and owned by the foundation on 12/31/69			(l) Gains (Col (h) gain minus col (k), but not less than -0-) or Losses (from col (h))
(i) F M V as of 12/31/69	(j) Adjusted basis as of 12/31/69	(k) Excess of col (i) over col (j), if any	
0	0	0	-4
0	0	0	422
0	0	0	-34
0	0	0	92
0	0	0	152
0	0	0	-138
0	0	0	140
0	0	0	297
0	0	0	79
0	0	0	-4

Form 990PF Part IV - Capital Gains and Losses for Tax on Investment Income - Columns a - d

(a) List and describe the kind(s) of property sold (e g , real estate, 2-story brick warehouse, or common stock, 200 shs MLC Co )	(b) How acquired P—Purchase D—Donation	(c) Date acquired (mo , day, yr )	(d) Date sold (mo , day, yr )
29 shrs Hospira Inc	P	2012-10-11	2014-06-24
8 shrs IHS Inc	P	2014-01-31	2014-06-24
25 shrs ITT Corporation	P	2013-08-05	2014-06-24
7 shrs JM Smucker Co	P	2013-06-07	2014-06-24
5 shrs Johnson & Johnson	P	2014-06-06	2014-06-24
10 shrs JP Morgan Chase & Co	P	2011-08-12	2014-06-24
10 shrs Lauder Estee Cos Inc Cl A	P	2014-03-06	2014-06-24
16 shrs LKQ Corp	P	2014-01-27	2014-06-24
40 shrs LKQ Corp	P	2014-02-27	2014-06-24
12 shrs Lyondellbasell Industries	P	2014-01-27	2014-06-24

Form 990PF Part IV - Capital Gains and Losses for Tax on Investment Income - Columns e - h

(e) Gross sales price	(f) Depreciation allowed (or allowable)	(g) Cost or other basis plus expense of sale	(h) Gain or (loss) (e) plus (f) minus (g)
1,516	0	951	565
1,100	0	907	193
1,188	0	866	322
745	0	706	39
525	0	514	11
580	0	359	221
748	0	692	56
414	0	420	-6
1,036	0	1,070	-34
1,209	0	899	310

Form 990PF Part IV - Capital Gains and Losses for Tax on Investment Income - Columns i - l

Complete only for assets showing gain in column (h) and owned by the foundation on 12/31/69			(l) Gains (Col (h) gain minus col (k), but not less than -0-) or Losses (from col (h))
(i) F M V as of 12/31/69	(j) Adjusted basis as of 12/31/69	(k) Excess of col (i) over col (j), if any	
0	0	0	565
0	0	0	193
0	0	0	322
0	0	0	39
0	0	0	11
0	0	0	221
0	0	0	56
0	0	0	-6
0	0	0	-34
0	0	0	310



Form 990PF Part IV - Capital Gains and Losses for Tax on Investment Income - Columns a - d

(a) List and describe the kind(s) of property sold (e g , real estate, 2-story brick warehouse, or common stock, 200 shs MLC Co )	(b) How acquired P—Purchase D—Donation	(c) Date acquired (mo , day, yr )	(d) Date sold (mo , day, yr )
16 shrs Macy's Inc	P	2013-05-16	2014-06-24
5 shrs Mettler-Toledo Intl Inc	P	2011-08-12	2014-06-24
1 shr Mettler-Toledo Intl Inc	P	2012-09-27	2014-06-24
14 shrs Microsoft Corp	P	2014-06-06	2014-06-24
13 shrs Nestle S A Spons Adr	P	2011-08-12	2014-06-24
2 shrs Nestle S A Spons Adr	P	2012-09-27	2014-06-24
12 shrs NXP Semiconductor NV	P	2014-05-14	2014-06-24
7 shrs Pall Corp	P	2011-08-24	2014-06-24
10 shrs Perrigo Co	P	2013-12-19	2014-06-24
5 shrs Precision Castparts Corp	P	2011-08-12	2014-06-24

Form 990PF Part IV - Capital Gains and Losses for Tax on Investment Income - Columns e - h

(e) Gross sales price	(f) Depreciation allowed (or allowable)	(g) Cost or other basis plus expense of sale	(h) Gain or (loss) (e) plus (f) minus (g)
935	0	768	167
1,250	0	758	492
250	0	174	76
583	0	579	4
1,015	0	826	189
156	0	128	28
786	0	720	66
603	0	335	268
1,448	0	1,522	-74
1,305	0	762	543

Form 990PF Part IV - Capital Gains and Losses for Tax on Investment Income - Columns i - l

Complete only for assets showing gain in column (h) and owned by the foundation on 12/31/69			(l) Gains (Col (h) gain minus col (k), but not less than -0-) or Losses (from col (h))
(i) F M V as of 12/31/69	(j) Adjusted basis as of 12/31/69	(k) Excess of col (i) over col (j), if any	
0	0	0	167
0	0	0	492
0	0	0	76
0	0	0	4
0	0	0	189
0	0	0	28
0	0	0	66
0	0	0	268
0	0	0	-74
0	0	0	543

Form 990PF Part IV - Capital Gains and Losses for Tax on Investment Income - Columns a - d

(a) List and describe the kind(s) of property sold (e g , real estate, 2-story brick warehouse, or common stock, 200 shs MLC Co )	(b) How acquired P—Purchase D—Donation	(c) Date acquired (mo , day, yr )	(d) Date sold (mo , day, yr )
12 shrs Red Hat Inc	P	2012-03-23	2014-06-24
10 shrs Reinsurance Group of America	P	2011-08-12	2014-06-24
1 shr Reinsurance Group of America	P	2012-04-30	2014-06-24
2 shrs Reinsurance Group of America	P	2012-09-27	2014-06-24
8 shrs Roper Technologies Inc	P	2011-08-12	2014-06-24
11 shrs Schlumberger Ltd	P	2011-08-12	2014-06-24
10 shrs Stericycle Inc	P	2011-08-22	2014-06-24
8 shrs Techne Corp	P	2014-01-02	2014-06-24
16 shrs TJX Cos Inc	P	2011-08-12	2014-06-24
18 shrs Treehouse Foods Inc	P	2011-08-12	2014-06-24

Form 990PF Part IV - Capital Gains and Losses for Tax on Investment Income - Columns e - h

(e) Gross sales price	(f) Depreciation allowed (or allowable)	(g) Cost or other basis plus expense of sale	(h) Gain or (loss) (e) plus (f) minus (g)
659	0	617	42
784	0	506	278
78	0	58	20
157	0	115	42
1,186	0	580	606
1,198	0	856	342
1,185	0	810	375
731	0	752	-21
876	0	432	444
1,390	0	959	431

Form 990PF Part IV - Capital Gains and Losses for Tax on Investment Income - Columns i - l

Complete only for assets showing gain in column (h) and owned by the foundation on 12/31/69			(l) Gains (Col (h) gain minus col (k), but not less than -0-) or Losses (from col (h))
(i) F M V as of 12/31/69	(j) Adjusted basis as of 12/31/69	(k) Excess of col (i) over col (j), if any	
0	0	0	42
0	0	0	278
0	0	0	20
0	0	0	42
0	0	0	606
0	0	0	342
0	0	0	375
0	0	0	-21
0	0	0	444
0	0	0	431

Form 990PF Part IV - Capital Gains and Losses for Tax on Investment Income - Columns a - d

(a) List and describe the kind(s) of property sold (e g , real estate, 2-story brick warehouse, or common stock, 200 shs MLC Co )	(b) How acquired P—Purchase D—Donation	(c) Date acquired (mo , day, yr )	(d) Date sold (mo , day, yr )
7 shrs Umpqua Holdings Corp	P	2014-02-03	2014-06-24
45 shrs Umpqua Holdings Corp	P	2014-04-23	2014-06-24
2 shrs VF Corp	P	2012-03-15	2014-06-24
20 shrs VF Corp	P	2013-01-25	2014-06-24
4 shrs Visa Inc	P	2014-04-14	2014-06-24
7 shrs Wabco Holdings Inc	P	2014-02-13	2014-06-24
3 shrs Wesco Intl Inc	P	2012-04-13	2014-06-24
4 shrs Wesco Intl Inc	P	2012-04-30	2014-06-24
17 shrs Whitting Petroleum Corp	P	2012-09-13	2014-06-24
4 shrs Whitting petroleum Corp	P	2013-03-07	2014-06-24

Form 990PF Part IV - Capital Gains and Losses for Tax on Investment Income - Columns e - h

(e) Gross sales price	(f) Depreciation allowed (or allowable)	(g) Cost or other basis plus expense of sale	(h) Gain or (loss) (e) plus (f) minus (g)
124	0	122	2
798	0	791	7
125	0	73	52
1,256	0	738	518
839	0	803	36
778	0	663	115
268	0	194	74
357	0	266	91
1,374	0	880	494
323	0	202	121

Form 990PF Part IV - Capital Gains and Losses for Tax on Investment Income - Columns i - l

Complete only for assets showing gain in column (h) and owned by the foundation on 12/31/69			(l) Gains (Col (h) gain minus col (k), but not less than -0-) or Losses (from col (h))
(i) F M V as of 12/31/69	(j) Adjusted basis as of 12/31/69	(k) Excess of col (i) over col (j), if any	
0	0	0	2
0	0	0	7
0	0	0	52
0	0	0	518
0	0	0	36
0	0	0	115
0	0	0	74
0	0	0	91
0	0	0	494
0	0	0	121

Form 990PF Part IV - Capital Gains and Losses for Tax on Investment Income - Columns a - d

(a) List and describe the kind(s) of property sold (e g , real estate, 2-story brick warehouse, or common stock, 200 shs MLC Co )	(b) How acquired P—Purchase D—Donation	(c) Date acquired (mo , day, yr )	(d) Date sold (mo , day, yr )
46 shrs Discovery Comm-A	P	2012-08-24	2014-07-01
3699 shrs CBS Outdoor America Inc	P	2013-08-23	2014-07-16
18 shrs First Republic Bank	P	2012-02-29	2014-07-17
25 shrs First Republic Bank	P	2012-03-15	2014-07-17
2 shrs First Republic Bank	P	2012-10-18	2014-07-17
113 775 shrs CBS Outdoor America Inc	P	2013-08-23	2014-07-23
17 3512 shrs CBS Outdoor America Inc	P	2014-02-13	2014-07-23
36 8713 shrs CBS Outdoor America Inc	P	2014-07-01	2014-07-23
76 shrs First Republic Bank	P	2012-02-29	2014-07-31
7 shrs EGO Resources Inc	P	2013-10-25	2014-08-01

Form 990PF Part IV - Capital Gains and Losses for Tax on Investment Income - Columns e - h

(e) Gross sales price	(f) Depreciation allowed (or allowable)	(g) Cost or other basis plus expense of sale	(h) Gain or (loss) (e) plus (f) minus (g)
3,458	0	2,400	1,058
12	0	9	3
868	0	539	329
1,206	0	793	413
96	0	68	28
3,889	0	2,739	1,150
593	0	516	77
1,260	0	1,126	134
3,553	0	2,277	1,276
760	0	644	116

Form 990PF Part IV - Capital Gains and Losses for Tax on Investment Income - Columns i - l

Complete only for assets showing gain in column (h) and owned by the foundation on 12/31/69			(l) Gains (Col (h) gain minus col (k), but not less than -0-) or Losses (from col (h))
(i) F M V as of 12/31/69	(j) Adjusted basis as of 12/31/69	(k) Excess of col (i) over col (j), if any	
0	0	0	1,058
0	0	0	3
0	0	0	329
0	0	0	413
0	0	0	28
0	0	0	1,150
0	0	0	77
0	0	0	134
0	0	0	1,276
0	0	0	116

Form 990PF Part IV - Capital Gains and Losses for Tax on Investment Income - Columns a - d

(a) List and describe the kind(s) of property sold (e g , real estate, 2-story brick warehouse, or common stock, 200 shs MLC Co )	(b) How acquired P—Purchase D—Donation	(c) Date acquired (mo , day, yr )	(d) Date sold (mo , day, yr )
9 shrs Whiting Petroleum Corp	P	2013-03-07	2014-08-01
10 shrs Whitting Petroleum Corp	P	2013-08-14	2014-08-01
15 shrs Agilent Technologies Inc	P	2013-04-12	2014-09-22
77 shrs CBS Corp Cl B	P	2014-07-23	2014-09-22
63 shrs Fastenal Co	P	2013-01-25	2014-09-22
23 shrs Fastenal Co	P	2013-10-25	2014-09-22
32 shrs Gurdewire Software Inc	P	2013-10-23	2014-09-22
4 shrs Gurdewire Software Inc	P	2013-11-25	2014-09-22
38 shrs LKQ Corp	P	2011-08-12	2014-09-22
51 shrs LKQ Corp	P	2014-01-27	2014-09-22

Form 990PF Part IV - Capital Gains and Losses for Tax on Investment Income - Columns e - h

(e) Gross sales price	(f) Depreciation allowed (or allowable)	(g) Cost or other basis plus expense of sale	(h) Gain or (loss) (e) plus (f) minus (g)
761	0	454	307
845	0	497	348
863	0	660	203
4,236	0	4,559	-323
2,872	0	3,078	-206
1,048	0	1,158	-110
1,389	0	1,489	-100
173	0	186	-13
1,024	0	463	561
1,375	0	1,340	35

Form 990PF Part IV - Capital Gains and Losses for Tax on Investment Income - Columns i - l

Complete only for assets showing gain in column (h) and owned by the foundation on 12/31/69			(l) Gains (Col (h) gain minus col (k), but not less than -0-) or Losses (from col (h))
(i) F M V as of 12/31/69	(j) Adjusted basis as of 12/31/69	(k) Excess of col (i) over col (j), if any	
0	0	0	307
0	0	0	348
0	0	0	203
0	0	0	-323
0	0	0	-206
0	0	0	-110
0	0	0	-100
0	0	0	-13
0	0	0	561
0	0	0	35

Form 990PF Part IV - Capital Gains and Losses for Tax on Investment Income - Columns a - d

(a) List and describe the kind(s) of property sold (e g , real estate, 2-story brick warehouse, or common stock, 200 shs MLC Co )	(b) How acquired P—Purchase D—Donation	(c) Date acquired (mo , day, yr )	(d) Date sold (mo , day, yr )
1 shr Lyondellbasell Industries	P	2012-12-05	2014-09-22
13 shrs Lyondellbasell Industries	P	2013-08-15	2014-09-22
1 shr Lyondellbasell Industries	P	2014-01-27	2014-09-22
12 shrs Nestle S A Spons Adr	P	2011-08-12	2014-09-22
7 shrs Perrigo Co	P	2013-12-19	2014-09-22
74 shrs Analog Devices Inc	P	2014-03-25	2014-10-10
23 shrs Analog Devices Inc	P	2014-05-08	2014-10-10
29 shrs CBS Outdoor America Inc	P	2013-08-23	2014-10-10
75 shrs CBS Outdoor America Inc	P	2014-08-04	2014-10-10
16 shrs Schlumberger Ltd	P	2011-08-12	2014-10-10

Form 990PF Part IV - Capital Gains and Losses for Tax on Investment Income - Columns e - h

(e) Gross sales price	(f) Depreciation allowed (or allowable)	(g) Cost or other basis plus expense of sale	(h) Gain or (loss) (e) plus (f) minus (g)
113	0	51	62
1,472	0	888	584
113	0	75	38
898	0	762	136
1,038	0	1,065	-27
3,270	0	3,993	-723
1,016	0	1,187	-171
846	0	698	148
2,189	0	2,514	-325
1,478	0	1,245	233

Form 990PF Part IV - Capital Gains and Losses for Tax on Investment Income - Columns i - l

Complete only for assets showing gain in column (h) and owned by the foundation on 12/31/69			(l) Gains (Col (h) gain minus col (k), but not less than -0-) or Losses (from col (h))
(i) F M V as of 12/31/69	(j) Adjusted basis as of 12/31/69	(k) Excess of col (i) over col (j), if any	
0	0	0	62
0	0	0	584
0	0	0	38
0	0	0	136
0	0	0	-27
0	0	0	-723
0	0	0	-171
0	0	0	148
0	0	0	-325
0	0	0	233

Form 990PF Part IV - Capital Gains and Losses for Tax on Investment Income - Columns a - d

(a) List and describe the kind(s) of property sold (e g , real estate, 2-story brick warehouse, or common stock, 200 shs MLC Co )	(b) How acquired P—Purchase D—Donation	(c) Date acquired (mo , day, yr )	(d) Date sold (mo , day, yr )
41 shrs Wesco Intl Inc	P	2012-04-13	2014-10-10
119 shrs Constellium NV	P	2014-03-07	2014-10-14
14 shrs Red Hat Inc	P	2012-03-23	2014-10-14
17 shrs Red Hat Inc	P	2012-11-02	2014-10-14
21 shrs Red Hat Inc	P	2013-06-20	2014-10-14
25 shrs Red Hat Inc	P	2013-12-19	2014-10-14
172 shrs Umpqua Holdings Corp	P	2011-08-12	2014-10-16
105 shrs Umpqua Holdings Corp	P	2011-08-22	2014-10-16
33 shrs Umpqua Holdins Corp	P	2014-02-03	2014-10-16
52 shrs Umpqua Holdings Corp	P	2014-02-06	2014-10-16

Form 990PF Part IV - Capital Gains and Losses for Tax on Investment Income - Columns e - h

(e) Gross sales price	(f) Depreciation allowed (or allowable)	(g) Cost or other basis plus expense of sale	(h) Gain or (loss) (e) plus (f) minus (g)
3,001	0	2,651	350
2,050	0	3,361	-1,311
761	0	720	41
924	0	870	54
1,141	0	983	158
1,359	0	1,228	131
2,753	0	1,649	1,104
1,681	0	931	750
528	0	498	30
832	0	833	-1

Form 990PF Part IV - Capital Gains and Losses for Tax on Investment Income - Columns i - l

Complete only for assets showing gain in column (h) and owned by the foundation on 12/31/69			(l) Gains (Col (h) gain minus col (k), but not less than -0-) or Losses (from col (h))
(i) F M V as of 12/31/69	(j) Adjusted basis as of 12/31/69	(k) Excess of col (i) over col (j), if any	
0	0	0	350
0	0	0	-1,311
0	0	0	41
0	0	0	54
0	0	0	158
0	0	0	131
0	0	0	1,104
0	0	0	750
0	0	0	30
0	0	0	-1

Form 990PF Part IV - Capital Gains and Losses for Tax on Investment Income - Columns a - d

(a) List and describe the kind(s) of property sold (e g , real estate, 2-story brick warehouse, or common stock, 200 shs MLC Co )	(b) How acquired P—Purchase D—Donation	(c) Date acquired (mo , day, yr )	(d) Date sold (mo , day, yr )
30 shrs Macy's Inc	P	2013-05-16	2014-10-28
20 shrs Lyondellbasell Industries	P	2012-12-05	2014-11-04
14 shrs Whitting Petroleum Corp	P	2011-08-12	2014-11-04
10 shrs Whitting Petroleum Corp	P	2013-08-14	2014-11-04
22 shrs Air Lease Corpration	P	2013-05-31	2014-11-06
33 shrs Comcast Corp Cl A	P	2014-01-28	2014-11-13
10 shrs Comcast Corp Cl A	P	2014-01-31	2014-11-13
19 shrs Comcast Corp Cl A	P	2014-07-01	2014-11-13
2 shrs Google Inc Cl C	P	2014-05-06	2014-11-13
22 shrs TJX Cos Inc	P	2011-08-12	2014-11-13

Form 990PF Part IV - Capital Gains and Losses for Tax on Investment Income - Columns e - h

(e) Gross sales price	(f) Depreciation allowed (or allowable)	(g) Cost or other basis plus expense of sale	(h) Gain or (loss) (e) plus (f) minus (g)
1,713	0	1,440	273
1,681	0	1,022	659
792	0	693	99
565	0	497	68
823	0	622	201
1,792	0	1,772	20
543	0	543	0
1,032	0	1,032	0
1,090	0	1,036	54
1,396	0	594	802

Form 990PF Part IV - Capital Gains and Losses for Tax on Investment Income - Columns i - l

Complete only for assets showing gain in column (h) and owned by the foundation on 12/31/69			(l) Gains (Col (h) gain minus col (k), but not less than -0-) or Losses (from col (h))
(i) F M V as of 12/31/69	(j) Adjusted basis as of 12/31/69	(k) Excess of col (i) over col (j), if any	
0	0	0	273
0	0	0	659
0	0	0	99
0	0	0	68
0	0	0	201
0	0	0	20
0	0	0	0
0	0	0	0
0	0	0	54
0	0	0	802



Form 990PF Part IV - Capital Gains and Losses for Tax on Investment Income - Columns a - d

(a) List and describe the kind(s) of property sold (e g , real estate, 2-story brick warehouse, or common stock, 200 shs MLC Co )	(b) How acquired P—Purchase D—Donation	(c) Date acquired (mo , day, yr )	(d) Date sold (mo , day, yr )
11 shrs Guidewire Software Inc	P	2013-10-11	2014-11-14
6 shrs Guidewire Software Inc	P	2013-10-23	2014-11-14
31 shrs ITT Corporation	P	2013-08-01	2014-12-01
37 shrs ITT Corporation	P	2013-08-05	2014-12-01
36 shrs Lyondellbasell Industries	P	2012-12-05	2014-12-01
18 shrs Comcast Corp C I A	P	2014-02-13	2014-12-05
15 shrs Comcast Corp C I A	P	2014-10-14	2014-12-05
41 shrs Eastman Chem Co	P	2014-09-22	2014-12-19
18 shrs Hospira Inc	P	2012-01-13	2014-12-19
12 shrs NXP Semiconductor	P	2014-07-01	2014-12-19

Form 990PF Part IV - Capital Gains and Losses for Tax on Investment Income - Columns e - h

(e) Gross sales price	(f) Depreciation allowed (or allowable)	(g) Cost or other basis plus expense of sale	(h) Gain or (loss) (e) plus (f) minus (g)
565	0	504	61
308	0	279	29
1,248	0	1,044	204
1,490	0	1,281	209
2,749	0	1,840	909
1,018	0	955	63
848	0	801	47
3,074	0	3,453	-379
1,127	0	567	560
913	0	810	103

Form 990PF Part IV - Capital Gains and Losses for Tax on Investment Income - Columns i - l

Complete only for assets showing gain in column (h) and owned by the foundation on 12/31/69			(l) Gains (Col (h) gain minus col (k), but not less than -0-) or Losses (from col (h))
(i) F M V as of 12/31/69	(j) Adjusted basis as of 12/31/69	(k) Excess of col (i) over col (j), if any	
0	0	0	61
0	0	0	29
0	0	0	204
0	0	0	209
0	0	0	909
0	0	0	63
0	0	0	47
0	0	0	-379
0	0	0	560
0	0	0	103

Form 990PF Part IV - Capital Gains and Losses for Tax on Investment Income - Columns a - d

(a) List and describe the kind(s) of property sold (e g , real estate, 2-story brick warehouse, or common stock, 200 shs MLC Co )	(b) How acquired P—Purchase D—Donation	(c) Date acquired (mo , day, yr )	(d) Date sold (mo , day, yr )
465 Ishrs Core S&P 500	P	2013-11-01	2014-02-03
641 Ishrs Core S&P Mid-Cap	P	2013-10-01	2014-02-03
798 Proshares Ultra MidCap 400	P	2013-10-01	2014-02-03
502 shrs Ultra S&P 500 Proshares	P	2013-11-01	2014-02-03
1018 Ishrs 1-3 Year Treasury	P	2014-02-03	2014-03-04
707 Ishrs 3-7 Year Treasury	P	2014-02-03	2014-03-04
1521 Proshares Ultra 7-10 Year	P	2014-02-03	2014-03-04
20 Ishrs Core S&P 500	P	2014-03-04	2014-05-01
329 Ishrs Russell 2000 Index	P	2014-03-04	2014-05-01
224 Ultra Russell 2000 Proshares	P	2014-03-04	2014-05-01

Form 990PF Part IV - Capital Gains and Losses for Tax on Investment Income - Columns e - h

(e) Gross sales price	(f) Depreciation allowed (or allowable)	(g) Cost or other basis plus expense of sale	(h) Gain or (loss) (e) plus (f) minus (g)
82,057	0	82,071	-14
81,758	0	80,627	1,131
45,729	0	44,716	1,013
46,276	0	46,294	-18
86,032	0	86,091	-59
85,886	0	86,087	-201
80,347	0	80,762	-415
3,785	0	3,779	6
36,704	0	39,471	-2,767
17,687	0	20,501	-2,814

Form 990PF Part IV - Capital Gains and Losses for Tax on Investment Income - Columns i - l

Complete only for assets showing gain in column (h) and owned by the foundation on 12/31/69			(l) Gains (Col (h) gain minus col (k), but not less than -0-) or Losses (from col (h))
(i) F M V as of 12/31/69	(j) Adjusted basis as of 12/31/69	(k) Excess of col (i) over col (j), if any	
0	0	0	-14
0	0	0	1,131
0	0	0	1,013
0	0	0	-18
0	0	0	-59
0	0	0	-201
0	0	0	-415
0	0	0	6
0	0	0	-2,767
0	0	0	-2,814

Form 990PF Part IV - Capital Gains and Losses for Tax on Investment Income - Columns a - d

(a) List and describe the kind(s) of property sold (e g , real estate, 2-story brick warehouse, or common stock, 200 shs MLC Co )	(b) How acquired P—Purchase D—Donation	(c) Date acquired (mo , day, yr )	(d) Date sold (mo , day, yr )
24 Ultra S&P 500 Proshares	P	2014-03-04	2014-05-01
187 Ishrs Core S&P 500	P	2014-03-04	2014-05-20
350 Ishrs Russell 2000 Index	P	2014-03-04	2014-05-20
279 Ultra Russell 2000 Proshares	P	2014-03-04	2014-05-20
242 Ultra S&P 500 Proshares	P	2014-03-04	2014-05-20
20 Ishrs 7-10 Year Treasury	P	2014-05-01	2014-06-17
797 Ishrs 7-10 Year Treasury	P	2014-05-20	2014-06-17
667 Proshares Ultra 7-10 Year	P	2014-05-20	2014-06-17
415 Ishrs 7-10 Year Treasury	P	2014-05-01	2014-07-01
225 Ishrs Core S&P 500	P	2014-03-04	2014-07-01

Form 990PF Part IV - Capital Gains and Losses for Tax on Investment Income - Columns e - h

(e) Gross sales price	(f) Depreciation allowed (or allowable)	(g) Cost or other basis plus expense of sale	(h) Gain or (loss) (e) plus (f) minus (g)
2,551	0	2,527	24
35,379	0	35,333	46
38,248	0	38,248	0
21,094	0	22,208	-1,114
25,678	0	25,479	199
2,049	0	2,050	-1
81,647	0	82,096	-449
35,201	0	35,556	-355
42,791	0	42,529	262
44,603	0	42,513	2,090

Form 990PF Part IV - Capital Gains and Losses for Tax on Investment Income - Columns i - l

Complete only for assets showing gain in column (h) and owned by the foundation on 12/31/69			(l) Gains (Col (h) gain minus col (k), but not less than -0-) or Losses (from col (h))
(i) F M V as of 12/31/69	(j) Adjusted basis as of 12/31/69	(k) Excess of col (i) over col (j), if any	
0	0	0	24
0	0	0	46
0	0	0	0
0	0	0	-1,114
0	0	0	199
0	0	0	-1
0	0	0	-449
0	0	0	-355
0	0	0	262
0	0	0	2,090

Form 990PF Part IV - Capital Gains and Losses for Tax on Investment Income - Columns a - d

(a) List and describe the kind(s) of property sold (e g , real estate, 2-story brick warehouse, or common stock, 200 shs MLC Co )	(b) How acquired P—Purchase D—Donation	(c) Date acquired (mo , day, yr )	(d) Date sold (mo , day, yr )
310 Proshares Ultra 7-10 Year	P	2014-05-01	2014-07-01
34 Proshares Ultra 7-10 year	P	2014-05-20	2014-07-01
172 Ultra S&P500 Proshares	P	2014-03-04	2014-07-01
4 Ishrs Core S&P Mid-Cap	P	2014-06-17	2014-07-16
302 Ishrs Core S&P Mid-Cap	P	2014-07-01	2014-07-16
350 Ishrs Russell 2000 Index	P	2014-06-17	2014-07-16
9 Ishrs Russell 2000 Index	P	2014-07-01	2014-07-16
3 Proshares Ultra MidCap 400	P	2014-06-17	2014-07-16
246 Proshares Ultra MidCap 400	P	2014-07-01	2014-07-16
191 Ultra Russell 2000 Proshares	P	2014-06-17	2014-07-16

Form 990PF Part IV - Capital Gains and Losses for Tax on Investment Income - Columns e - h

(e) Gross sales price	(f) Depreciation allowed (or allowable)	(g) Cost or other basis plus expense of sale	(h) Gain or (loss) (e) plus (f) minus (g)
16,581	0	16,343	238
1,818	0	1,830	-12
20,165	0	18,108	2,057
562	0	566	-4
42,488	0	42,516	-28
40,002	0	40,002	0
1,028	0	1,028	0
208	0	210	-2
17,084	0	17,084	0
15,855	0	15,855	0

Form 990PF Part IV - Capital Gains and Losses for Tax on Investment Income - Columns i - l

Complete only for assets showing gain in column (h) and owned by the foundation on 12/31/69			(l) Gains (Col (h) gain minus col (k), but not less than -0-) or Losses (from col (h))
(i) F M V as of 12/31/69	(j) Adjusted basis as of 12/31/69	(k) Excess of col (i) over col (j), if any	
0	0	0	238
0	0	0	-12
0	0	0	2,057
0	0	0	-4
0	0	0	-28
0	0	0	0
0	0	0	0
0	0	0	-2
0	0	0	0
0	0	0	0

Form 990PF Part IV - Capital Gains and Losses for Tax on Investment Income - Columns a - d

(a) List and describe the kind(s) of property sold (e g , real estate, 2-story brick warehouse, or common stock, 200 shs MLC Co )	(b) How acquired P—Purchase D—Donation	(c) Date acquired (mo , day, yr )	(d) Date sold (mo , day, yr )
295 Ishrs Core S&P Mid-Cap	P	2014-06-17	2014-08-01
13 Ishrs Russell 2000 Index	P	2014-06-17	2014-08-01
350 Ishrs Russell 2000 Index	P	1944-07-01	2014-08-01
255 Proshares Ultra MidCap 400	P	2014-06-17	2014-08-01
18 Ultra Russell 2000 Proshares	P	2014-06-17	2014-08-01
196 Ultra Russell 2000 Proshares	P	2014-07-01	2014-08-01
208 Ishrs Core S&P 500	P	2014-07-16	2014-08-18
149 Ultra S&P 500 Proshares	P	2014-07-16	2014-08-18
8 Ultra S&P 500 Proshares	P	2014-08-01	2014-08-18
406 Ishrs 1-3 Year Treasury	P	2014-08-01	2014-09-02

Form 990PF Part IV - Capital Gains and Losses for Tax on Investment Income - Columns e - h

(e) Gross sales price	(f) Depreciation allowed (or allowable)	(g) Cost or other basis plus expense of sale	(h) Gain or (loss) (e) plus (f) minus (g)
40,175	0	42,978	-2,803
1,435	0	1,577	-142
38,640	0	46,878	-8,238
16,567	0	18,902	-2,335
1,391	0	1,845	-454
15,154	0	21,660	-6,506
41,273	0	41,273	0
17,449	0	17,449	0
936	0	895	41
34,303	0	34,303	0

Form 990PF Part IV - Capital Gains and Losses for Tax on Investment Income - Columns i - l

Complete only for assets showing gain in column (h) and owned by the foundation on 12/31/69			(l) Gains (Col (h) gain minus col (k), but not less than -0-) or Losses (from col (h))
(i) F M V as of 12/31/69	(j) Adjusted basis as of 12/31/69	(k) Excess of col (i) over col (j), if any	
0	0	0	-2,803
0	0	0	-142
0	0	0	-8,238
0	0	0	-2,335
0	0	0	-454
0	0	0	-6,506
0	0	0	0
0	0	0	0
0	0	0	41
0	0	0	0

Form 990PF Part IV - Capital Gains and Losses for Tax on Investment Income - Columns a - d

(a) List and describe the kind(s) of property sold (e g , real estate, 2-story brick warehouse, or common stock, 200 shs MLC Co )	(b) How acquired P—Purchase D—Donation	(c) Date acquired (mo , day, yr )	(d) Date sold (mo , day, yr )
190 Ishrs 3-7 Year Treasury	P	2014-08-01	2014-09-02
207 Ishrs Core S&P 500	P	2014-08-01	2014-09-02
150 Ultra S&P 500 Proshares	P	2014-08-01	2014-09-02
401 Ishrs 7-10 Year Treasury	P	2014-07-16	2014-09-16
384 Ishrs 7-10 Year Treasury	P	2014-08-18	2014-09-16
329 Proshares Ultra 7-10 Year Treasury	P	2014-07-16	2014-09-16
304 Proshares Ultra 7-10 Year Treasury	P	2014-08-18	2014-09-16
282 Ishrs Core S&P Mid-Cap	P	2014-09-02	2014-10-01
350 Ishrs Russell 2000 Index	P	2014-09-02	2014-10-01
235 Proshares Ultra MidCap 400	P	2014-09-02	2014-10-01

Form 990PF Part IV - Capital Gains and Losses for Tax on Investment Income - Columns e - h

(e) Gross sales price	(f) Depreciation allowed (or allowable)	(g) Cost or other basis plus expense of sale	(h) Gain or (loss) (e) plus (f) minus (g)
23,101	0	23,078	23
41,764	0	40,300	1,464
18,149	0	16,970	1,179
41,283	0	41,896	-613
39,533	0	40,183	-650
17,649	0	17,965	-316
16,308	0	16,308	0
38,211	0	38,211	0
37,867	0	41,007	-3,140
15,149	0	15,767	-618

Form 990PF Part IV - Capital Gains and Losses for Tax on Investment Income - Columns i - l

Complete only for assets showing gain in column (h) and owned by the foundation on 12/31/69			(l) Gains (Col (h) gain minus col (k), but not less than -0-) or Losses (from col (h))
(i) F M V as of 12/31/69	(j) Adjusted basis as of 12/31/69	(k) Excess of col (i) over col (j), if any	
0	0	0	23
0	0	0	1,464
0	0	0	1,179
0	0	0	-613
0	0	0	-650
0	0	0	-316
0	0	0	0
0	0	0	0
0	0	0	-3,140
0	0	0	-618

Form 990PF Part IV - Capital Gains and Losses for Tax on Investment Income - Columns a - d

(a) List and describe the kind(s) of property sold (e g , real estate, 2-story brick warehouse, or common stock, 200 shs MLC Co )	(b) How acquired P—Purchase D—Donation	(c) Date acquired (mo , day, yr )	(d) Date sold (mo , day, yr )
201 Ultra Russell 2000 Proshares	P	2014-09-02	2014-10-01
219 Ishrs Core S&P 500	P	2014-09-16	2014-10-16
2 Ishrs Core S&P Mid-Cap	P	2014-09-02	2014-10-16
323 Ishrs Core S&P Mid-Cap	P	2014-09-16	2014-10-16
5 Proshares Ultra MidCap 400	P	2014-09-02	2014-10-16
161 Proshares Ultra MidCap 400	P	2014-09-16	2014-10-16
89 Ultra S&P 500 Proshares	P	2014-09-16	2014-10-16
513 Ishrs 1-3 Year Treasury	P	2014-10-16	2014-11-03
17 Ishrs Core S&P 500	P	2014-10-01	2014-11-03
111 Proshares Ultra 7-10 Year	P	2014-10-16	2014-11-03

Form 990PF Part IV - Capital Gains and Losses for Tax on Investment Income - Columns e - h

(e) Gross sales price	(f) Depreciation allowed (or allowable)	(g) Cost or other basis plus expense of sale	(h) Gain or (loss) (e) plus (f) minus (g)
14,943	0	17,456	-2,513
40,945	0	40,945	0
259	0	259	0
41,911	0	41,911	0
294	0	364	-70
9,494	0	11,189	-1,695
9,291	0	9,945	-654
43,404	0	43,558	-154
3,451	0	3,451	0
6,037	0	6,432	-395

Form 990PF Part IV - Capital Gains and Losses for Tax on Investment Income - Columns i - l

Complete only for assets showing gain in column (h) and owned by the foundation on 12/31/69			(l) Gains (Col (h) gain minus col (k), but not less than -0-) or Losses (from col (h))
(i) F M V as of 12/31/69	(j) Adjusted basis as of 12/31/69	(k) Excess of col (i) over col (j), if any	
0	0	0	-2,513
0	0	0	0
0	0	0	0
0	0	0	0
0	0	0	-70
0	0	0	-1,695
0	0	0	-654
0	0	0	-154
0	0	0	0
0	0	0	-395

Form 990PF Part IV - Capital Gains and Losses for Tax on Investment Income - Columns a - d

(a) List and describe the kind(s) of property sold (e g , real estate, 2-story brick warehouse, or common stock, 200 shs MLC Co )	(b) How acquired P—Purchase D—Donation	(c) Date acquired (mo , day, yr )	(d) Date sold (mo , day, yr )
579 Ishrs 1-3 Year Treasury	P	2014-10-01	2014-11-18
524 Ishrs 1-3 Year Treasury	P	2014-10-16	2014-11-18
104 Proshares Ultra 7-10 Year	P	2014-10-01	2014-11-18
150 Proshares Ultra 7-10 Year	P	2014-10-16	2014-11-18
202 Ishrs Core S&P 500	P	2014-10-01	2014-12-16
34 Ishrs Core S&P 500	P	2014-11-18	2014-12-16
325 Ishrs Core S&P Mid-Cap	P	2014-11-03	2014-12-16
14 Ishrs Core S&P Mid-Cap	P	2014-11-18	2014-12-16
65 Proshares Ultra MidCap 400	P	2014-11-03	2014-12-16
37 Ultra S&P 500 Proshares	P	2014-10-01	2014-12-16

Form 990PF Part IV - Capital Gains and Losses for Tax on Investment Income - Columns e - h

(e) Gross sales price	(f) Depreciation allowed (or allowable)	(g) Cost or other basis plus expense of sale	(h) Gain or (loss) (e) plus (f) minus (g)
49,015	0	48,999	16
44,358	0	44,492	-134
5,703	0	5,762	-59
8,225	0	8,374	-149
40,660	0	42,595	-1,935
6,844	0	5,258	1,586
45,427	0	45,457	-30
1,956	0	2,013	-57
4,423	0	4,423	0
4,459	0	4,536	-77

Form 990PF Part IV - Capital Gains and Losses for Tax on Investment Income - Columns i - l

Complete only for assets showing gain in column (h) and owned by the foundation on 12/31/69			(l) Gains (Col (h) gain minus col (k), but not less than -0-) or Losses (from col (h))
(i) F M V as of 12/31/69	(j) Adjusted basis as of 12/31/69	(k) Excess of col (i) over col (j), if any	
0	0	0	16
0	0	0	-134
0	0	0	-59
0	0	0	-149
0	0	0	-1,935
0	0	0	1,586
0	0	0	-30
0	0	0	-57
0	0	0	0
0	0	0	-77



Form 990PF Part IV - Capital Gains and Losses for Tax on Investment Income - Columns a - d

(a) List and describe the kind(s) of property sold (e g , real estate, 2-story brick warehouse, or common stock, 200 shs MLC Co )	(b) How acquired P—Purchase D—Donation	(c) Date acquired (mo , day, yr )	(d) Date sold (mo , day, yr )
345 Powershares Senior Loan	P	2013-06-26	2014-02-21
161 Powershares Senior Loan	P	2013-06-26	2014-02-21
100 Powershares Senior Loan	P	2013-07-26	2014-02-21
241 Powershares Senior Loan	P	2013-07-26	2014-02-21
30 Powershares Senior Loan	P	2013-11-21	2014-02-21
227 596 shrs Gateway Fund CI Y	P	2013-11-21	2014-04-21
2 Ishrs Core S&P 500	P	2011-08-17	2014-04-21
480 968 shrs Mainstay Marketfield Fund	P	2012-12-24	2014-04-21
5 457 shrs Mainstay Marketfield Fund	P	2013-11-21	2014-04-21
057 shrs Mainstay Marketfield Fund	P	2013-12-04	2014-04-21

Form 990PF Part IV - Capital Gains and Losses for Tax on Investment Income - Columns e - h

(e) Gross sales price	(f) Depreciation allowed (or allowable)	(g) Cost or other basis plus expense of sale	(h) Gain or (loss) (e) plus (f) minus (g)
8,562	0	8,535	27
3,996	0	3,982	14
2,482	0	2,492	-10
5,981	0	6,005	-24
744	0	744	0
6,602	0	6,534	68
376	0	242	134
8,614	0	7,609	1,005
97	0	98	-1
1	0	1	0

Form 990PF Part IV - Capital Gains and Losses for Tax on Investment Income - Columns i - l

Complete only for assets showing gain in column (h) and owned by the foundation on 12/31/69			(l) Gains (Col (h) gain minus col (k), but not less than -0-) or Losses (from col (h))
(i) F M V as of 12/31/69	(j) Adjusted basis as of 12/31/69	(k) Excess of col (i) over col (j), if any	
0	0	0	27
0	0	0	14
0	0	0	-10
0	0	0	-24
0	0	0	0
0	0	0	68
0	0	0	134
0	0	0	1,005
0	0	0	-1
0	0	0	0

Form 990PF Part IV - Capital Gains and Losses for Tax on Investment Income - Columns a - d

(a) List and describe the kind(s) of property sold (e g , real estate, 2-story brick warehouse, or common stock, 200 shs MLC Co )	(b) How acquired P—Purchase D—Donation	(c) Date acquired (mo , day, yr )	(d) Date sold (mo , day, yr )
37 339 shrs Oppenheimer Steelpath	P	2013-11-21	2014-04-21
1 Powershare Q Q Q Nasdaq	P	2013-11-21	2014-04-21
1 shr Vanguard High Dividend	P	2011-09-26	2014-04-21
44 shrs Vanguard Mid-Cap Vipers	P	2012-03-13	2014-04-21
36 shrs Vanguard Sm-Cap Vipers	P	2012-03-08	2014-04-21
6 shrs Vanguard Sm-Cap Vipers	P	2012-07-05	2014-04-21
561 979 shrs Good Harbor Tactical Core U	P	2013-07-26	2014-08-05
65 961 shrs Good Harbor Tactical Core U	P	2014-04-21	2014-08-05
265 008 shrs Oakmark Intl Fd C I I	P	2013-06-13	2014-09-26
145 179 shrs Oakmark Intl Fd C I I	P	2013-09-12	2014-09-26

Form 990PF Part IV - Capital Gains and Losses for Tax on Investment Income - Columns e - h

(e) Gross sales price	(f) Depreciation allowed (or allowable)	(g) Cost or other basis plus expense of sale	(h) Gain or (loss) (e) plus (f) minus (g)
482	0	450	32
86	0	83	3
63	0	40	23
4,934	0	3,566	1,368
3,985	0	2,747	1,238
664	0	467	197
5,648	0	6,350	-702
663	0	708	-45
6,654	0	6,288	366
3,645	0	3,715	-70

Form 990PF Part IV - Capital Gains and Losses for Tax on Investment Income - Columns i - l

Complete only for assets showing gain in column (h) and owned by the foundation on 12/31/69			(l) Gains (Col (h) gain minus col (k), but not less than -0-) or Losses (from col (h))
(i) F M V as of 12/31/69	(j) Adjusted basis as of 12/31/69	(k) Excess of col (i) over col (j), if any	
0	0	0	32
0	0	0	3
0	0	0	23
0	0	0	1,368
0	0	0	1,238
0	0	0	197
0	0	0	-702
0	0	0	-45
0	0	0	366
0	0	0	-70

Form 990PF Part IV - Capital Gains and Losses for Tax on Investment Income - Columns a - d

(a) List and describe the kind(s) of property sold (e g , real estate, 2-story brick warehouse, or common stock, 200 shs MLC Co )	(b) How acquired P—Purchase D—Donation	(c) Date acquired (mo , day, yr )	(d) Date sold (mo , day, yr )
13 33 shrs Oakmark Intl Fd CI I	P	2014-04-21	2014-09-26
73 shrs Vanguard Sm-Cap Vipers	P	2011-08-17	2014-09-26
29 shrs Vanguard Sm-Cap Vipers	P	2012-03-08	2014-09-26

Form 990PF Part IV - Capital Gains and Losses for Tax on Investment Income - Columns e - h

(e) Gross sales price	(f) Depreciation allowed (or allowable)	(g) Cost or other basis plus expense of sale	(h) Gain or (loss) (e) plus (f) minus (g)
334	0	352	-18
8,140	0	4,928	3,212
3,233	0	2,213	1,020

Form 990PF Part IV - Capital Gains and Losses for Tax on Investment Income - Columns i - l

Complete only for assets showing gain in column (h) and owned by the foundation on 12/31/69			(l) Gains (Col (h) gain minus col (k), but not less than -0-) or Losses (from col (h))
(i) F M V as of 12/31/69	(j) Adjusted basis as of 12/31/69	(k) Excess of col (i) over col (j), if any	
0	0	0	-18
0	0	0	3,212
0	0	0	1,020

Form 990PF Part VIII Line 1 - List all officers, directors, trustees, foundation managers and their compensation

(a) Name and address	(b) Title, and average hours per week devoted to position	(c) Compensation (If not paid, enter -0-)	(d) Contributions to employee benefit plans and deferred compensation	(e) Expense account, other allowances
CAROLYN G WHEELER	President 1 00	0	0	0
4774 Byron Circle Irving, TX 75038				
JULIA L O'HICKEY	V President 1 00	0	0	0
4774 Byron Circle Irving, TX 75038				
S GAYE HOEFlich	Secr/Treasurer 1 00	0	0	0
1643 Calliandra Rd Carlsbad, CA 92009				
J KENT WHEELER	Director 1 00	0	0	0
13 Elmwood Street Marblehead, MA 01945				
JERELD K WHEELER	Director 1 00	0	0	0
1138 S Race Denver, CO 80210				

**TY 2014 All Other Program  
Related Investments Schedule**

**Name:** CGW Family Foundation  
**EIN:** 36-4441039

Category	Amount
None	

Note: To capture the full content of this document, please select landscape mode (11" x 8.5") when printing.

TY 2014 Gain/Loss from Sale of Other Assets Schedule

Name: CGW Family Foundation

EIN: 36-4441039

Name	Date Acquired	How Acquired	Date Sold	Purchaser Name	Gross Sales Price	Basis	Basis Method	Sales Expenses	Total (net)	Accumulated Depreciation
Sale of Marketable Securities - See Part IV (a)		Purchased		VARUIYS	2,235,025	2,206,647			28,378	

## TY 2014 Investments Corporate Bonds Schedule

**Name:** CGW Family Foundation

**EIN:** 36-4441039

Name of Bond	End of Year Book Value	End of Year Fair Market Value
290.609 shrs Baron Real Estate Fund	6,716	7,597
589.096 shrs Blackrock Global Long/Short	6,262	6,109
19.309 shrs Blackrock Global Long/Short	207	200
6.612 shrs Blackrock Global Long/Short	72	69
670.38 shrs Gotham Absoute Return Ins	7,971	9,318
498.197 shrs Gotham Absoute Return Ins	6,681	6,925
400.384 shrs Merger Fd Sh Ben Int	6,534	6,258
16.975 shrs Merger Fd Sh Ben Int	274	265
848.151 shrs Oppenheimer Stlpth Sel 40-I	8,152	10,500
24.514 shrs Oppenheimer Stlpth Sel 40-I	296	303
1063.077 shrs Pimco High Yield Fund Instl	9,578	9,716
9.136 shrs Pimco High Yield Fund Instl	82	83
20.475 shrs Pimco High Yield Fund Instl	176	187
18.409 shrs Pimco High Yield Fund Instl	162	168
3.454 shrs Pimco High Yield Fund Instl	31	32
19.441 shrs Pimco High Yield Fund Instl	175	178
17.581 shrs Pimco High Yield Fund Instl	171	161
390.717 shrs Northern Lights Fund	3,856	4,638
1.948 shrs Northern Lights Fund	22	23
2.15 shrs Northern Lights Fund	26	26

Name of Bond	End of Year Book Value	End of Year Fair Market Value
431.462 shrs Salient MLP and Energy Infr	6,670	5,734
444.62 shrs Toroso Newfound Tactical	4,477	4,442
579.279 shrs WFA Absolute Return Fund	6,534	6,285
12.426 shrs WFA Absolute Return Fund	141	135
419.919 shrs Longboard Managed Future	4,447	4,825



TY 2014 Investments Corporate  
Stock Schedule

Name: CGW Family Foundation  
EIN: 36-4441039

Name of Stock	End of Year Book Value	End of Year Fair Market Value
1250 shrs United Parcel Service Inc	73,063	138,963
51 shrs Agilent Technologies Inc	2,244	2,083
14 shrs Agilent Technologies Inc	590	572
19 shrs Agilent Technologies Inc	828	776
50 shrs Apple Computer Inc	4,075	5,519
18 shrs Apple Computer Inc	1,823	1,987
42 shrs Apple Computer Inc	4,257	4,636
85 shrs American International Group	3,161	4,761
5 shrs American International Group	191	280
16 shrs American International Group	604	896
56 shrs American International Group	2,806	3,137
138 shrs Air Lease Corporation	3,034	4,735
32 shrs Air Lease Corporation	720	1,098
26 shrs Air Lease Corporation	582	892
62 shrs Aspen Technology Inc	1,383	2,171
59 shrs Aspen Technology Inc	1,389	2,066
22 shrs Aspen Technology Inc	575	770
4 shrs Aspen Technology Inc	102	140
16 shrs Aspen Technology Inc	665	560
22 shrs Aspen Technology Inc	854	770
26 shrs Aspen Technology Inc	893	911
37 shrs Baxter International	1,970	2,712
24 shrs Baxter International	1,251	1,759
14 shrs Berkshire Hathaway Inc	1,003	2,102
25 shrs Berkshire Hathaway Inc	1,711	3,754
35 shrs Cameron International Corp	1,883	1,748
12 shrs Cameron International Corp	597	599
13 shrs Cameron International Corp	667	649
36 shrs Comcast Corp Cl A	1,897	2,088
5 shrs Comcast Corp Cl A	266	290

Name of Stock	End of Year Book Value	End of Year Fair Market Value
12 shrs Comcast Corp Cl A	620	696
40 shrs Covidien PIC	3,468	4,091
130 shrs Discover Financial Services	3,038	8,514
59 shrs Dollar General Corp	2,803	4,171
12 shrs Dollar General Corp	581	848
19 shrs Dollar General Corp	832	1,343
54 shrs Danaher Corp	2,911	4,628
12 shrs Danaher Corp	662	1,029
37 shrs Walt Disney Co	3,447	3,485
12 shrs Walt Disney Co	1,124	1,130
48 shrs Lauder Estee Cos Inc Cl A	3,320	3,658
14 shrs Lauder Estee Cos Inc Cl A	943	1,067
21 shrs Energizer Holdings Inc	1,462	4,700
8 shrs Energizer Holdings Inc	570	1,028
9 shrs Energizer Holdings Inc	672	1,157
10 shrs Energizer Holdings Inc	685	1,286
2 shrs Energizer Holdings Inc	151	257
25 shrs EOG Resources Inc	2,299	2,302
14 shrs EOG Resources Inc	1,161	1,289
20 shrs FedEx Corp	3,347	3,473
6 shrs FedEx Corp	1,046	1,042
230 shrs FNB Corp PA	3,075	3,064
100 shrs FNB Corp PA	1,232	1,332
206 shrs FNB Corp PA	2,483	2,744
66 shrs Gildan Activewear Inc Cl A	3,287	3,732
30 shrs Gildan Activewear Inc Cl A	1,770	1,697
6 shrs Google Inc	1,694	3,158
3 shrs Google Inc	753	1,579
5 shrs Google Inc	2,589	2,632
67 shrs Guidewire Software Inc	3,072	3,392

Name of Stock	End of Year Book Value	End of Year Fair Market Value
72 shrs Halliburton Co	4,162	2,832
212 shrs Hologic Inc	3,455	5,669
91 shrs Hologic Inc	1,418	2,433
24 shrs Hologic Inc	417	642
46 shrs Honeywell Intl Inc	2,833	4,596
11 shrs Honeywell Intl Inc	728	1,099
10 shrs Honeywell Intl Inc	914	999
3 shrs Honeywell Intl Inc	283	300
50 shrs Hospira Inc	1,484	3,063
50 shrs Hospira Inc	1,576	3,063
24 shrs Hospira Inc	740	1,470
24 shrs Hospira Inc	715	1,470
15 shrs IHS Inc	1,659	1,708
9 shrs IHS Inc	922	1,025
7 shrs IHS Inc	715	797
16 shrs IHS Inc	1,658	1,822
2 shrs IHS Inc	227	228
77 shrs World Fuel Services Corp	3,536	3,614
30 shrs World Fuel Services Corp	1,409	1,408
37 shrs Intuit	3,527	3,411
25 shrs ITT Corporation	842	1,012
26 shrs ITT Corporation	1,003	1,214
26 shrs ITT Corporation	871	1,052
33 shrs Johnson & Johnson	3,395	3,451
21 shrs JPMorgan Chase & Co	755	1,314
38 shrs JPMorgan Chase & Co	1,287	2,378
16 shrs JPMorgan Chase & Co	947	1,001
25.5 shrs Keysight Technologies Inc	625	861
7 shrs Keyshight Technologies Inc	164	236
9.5 shrs Keysight Technologies Inc	230	321

Name of Stock	End of Year Book Value	End of Year Fair Market Value
76 shrs LKQ Corp	926	2,137
186 shrs LKQ Corp	2,104	5,230
72 shrs LPL Financial Holdings Inc	3,485	3,208
19 shrs LPL Financial Holdings Inc	769	846
24 shrs Macy's Inc	1,152	1,578
19 shrs Macy's Inc	890	1,249
19 shrs Macy's Inc	880	1,249
82 shrs Microsoft Corp	3,394	3,809
43 shrs Microsoft Corp	1,947	1,997
19 shrs Mettler-Toledo Intl Inc	2,879	5,747
10 shrs Mettler-Toledo Intl Inc	1,380	3,025
1 shr Mettler-Toledo Intl Inc	151	302
55 shrs Minerals Tech Inc	3,461	3,820
32 shrs Nestle A Spons Adr	2,032	2,334
36 shrs Nestle A Spons Adr	2,236	2,626
3 shrs Nestle A Spons Adr	174	219
84 shrs NXP Semiconductor	4,810	6,418
6 shrs NXP Semiconductor	360	458
3 shrs NXP Semiconductor	202	229
23 shrs NXP Semiconductor	1,308	1,757
17 shrs Precision CastParts Corp	2,590	4,095
9 shrs Precision CastParts Corp	144	2,168
23 shrs Pall Corp	1,101	2,328
20 shrs Pall Corp	900	2,024
37 shrs Perrigo Co	5,631	6,185
14 shrs Perrigo Co	2,131	2,340
8 shrs Perrigo Co	1,029	1,337
52 shrs Reinsurance Group of America	2,630	4,556
27 shrs Reinsurance Group of America	1,307	2,366
91 shrs Roche Hldg Sp Adr	3,399	3,093

Name of Stock	End of Year Book Value	End of Year Fair Market Value
25 shrs Roper Inds Inc	1,813	3,909
27 shrs Roper Inds Inc	1,795	4,221
45 shrs Starbucks Corp	3,501	3,692
39 shrs JM Smucker Co	2,774	3,938
2 shrs JM Smucker Co	202	202
17 shrs Schlumberger Ltd	1,323	1,452
19 shrs Schlumberger Ltd	1,396	1,623
3 shrs Schlumberger Ltd	220	256
13 shrs Schlumberger Ltd	995	1,110
28 shrs Snap On Inc	3,363	3,829
61 shrs Stericycle Inc	4,871	7,996
2 shrs Stericycle Inc	162	262
45 shrs Bio-Techne Corp	3,665	4,158
4 shrs Bio-Techne Corp	376	370
51 shrs Treehouse Foods Inc	2,717	4,362
47 shrs Treehouse Foods Inc	2,416	4,020
5 shrs Treehouse Foods Inc	264	428
16 shrs TJX Cos Inc	432	1,097
54 shrs TJX Cos Inc	1,438	3,703
25 shrs Time Warner Cable Inc	3,526	3,802
4 shrs Time Warner Cable Inc	593	608
245 shrs Umpqua Holdings Corp	4,396	4,167
40 shrs United Health Group Inc	3,514	4,044
15 shrs United Health Group Inc	1,297	1,516
25 shrs Visa Inc	2,483	6,555
9 shrs Visa Inc	911	2,360
3 shrs Visa Inc	599	787
76 shrs VF Corp	2,790	5,692
18 shrs VF Corp	662	1,348
24 shrs VF Corp	828	1,798

Name of Stock	End of Year Book Value	End of Year Fair Market Value
44 shrs Wabco Holdings Inc	3,878	4,610
6 shrs Wabco Holdings Inc	568	628
11 shrs Wabco Holdings Inc	987	1,152
49 shrs Whitting Petroleum Corp	2,425	1,152
27 shrs Whitting Petroleum Corp	1,140	1,617
13 shrs Whitting Petroleum Corp	640	429
437 Ishrs 7-10 Year Treasury	46,791	46,318
12 Ishrs Core S&P Mid-Cap	1,707	1,738
323 Ishrs Core S&P Mid-Cap	53,787	46,770
10 Ishrs Core S&P 500	2,013	2,069
24 Ishrs Core S&P 500	4,717	4,965
199 Ishrs Core S&P 500	43,054	41,167
409 Ishrs Russell 2000 Index	46,771	48,924
12 Proshares Ultra MidCap 400	1,090	883
68 Proshares Ultra MidCap 400	6,391	5,005
4 Ultra S&P 500 Proshares	481	513
11 Ultra S&P 500 Proshares	1,447	1,411
30 Ultra S&P 500 Proshares	4,152	3,849
94 Proshares Ultra 7-10 Year Treasury	5,657	5,216
65 Ultra Russell 2000 Proshares	5,341	5,878
396 shrs Deutsche X-Trackers MSCI	11,040	10,692
255 shrs Global X Next Emerging	6,701	5,954
217 shrs Claymore Guggenheim Enhance	10,876	10,833
5 shrs Claymore Guggenheim Enhance	251	250
130 shrs Claymore Guggenheim Enhance	6,521	6,490
108 Ishrs Core S&P 500	13,065	22,342
130 Powershares QQQ Nasdaq 100	10,829	13,422
230 shrs Vanguard FTSE Developed Mkt	7,769	8,712
37 shrs Vanguard FTSE Developed Mkt	1,512	1,401
2 shrs Vanguard FTSE Developed Mkt	83	76

Name of Stock	End of Year Book Value	End of Year Fair Market Value
177 shrs Vanguard High Dividend Yield	7,129	12,169
105 shrs Vanguard FTSE Emerging Market	4,188	4,202
2 shrs Vanguard FTSE Emerging Market	83	80
278 shrs Vanguard Short Term Corporate	22,279	22,137
1 shr Vanguard Short Term Corporate	80	80
66 shrs Vanguard Mid-Cap Vipers	4,675	8,155
34 shrs Vanguard Mid-Cap Vipers	2,756	4,201

TY 2014 Legal Fees Schedule

**Name:** CGW Family Foundation

**EIN:** 36-4441039

Category	Amount	Net Investment Income	Adjusted Net Income	Disbursements for Charitable Purposes
Chuhak & Tecson Legal	200			



**TY 2014 Other Decreases Schedule**

**Name:** CGW Family Foundation

**EIN:** 36-4441039

Description	Amount
Excess book value over donor basis on stock sales	915

## TY 2014 Other Expenses Schedule

**Name:** CGW Family Foundation

**EIN:** 36-4441039

Description	Revenue and Expenses per Books	Net Investment Income	Adjusted Net Income	Disbursements for Charitable Purposes
IL Secr of State Filing Fee	10			
Foreign Tax	88			

## TY 2014 Other Income Schedule

**Name:** CGW Family Foundation

**EIN:** 36-4441039

Description	Revenue And Expenses Per Books	Net Investment Income	Adjusted Net Income
Capital Gain Distribution	407		
NonDividend Distributions	680		

## TY 2014 Other Professional Fees Schedule

**Name:** CGW Family Foundation

**EIN:** 36-4441039

Category	Amount	Net Investment Income	Adjusted Net Income	Disbursements for Charitable Purposes
Coyle Asset Management Co Investment	10,607	10,607		10,607

TY 2014 Taxes Schedule

**Name:** CGW Family Foundation

**EIN:** 36-4441039

Category	Amount	Net Investment Income	Adjusted Net Income	Disbursements for Charitable Purposes
US Treasury	500			