



See a Social Security Number? Say Something!
Report Privacy Problems to <https://public.resource.org/privacy>
Or call the IRS Identity Theft Hotline at 1-800-908-4490



Form **990-PF**

Return of Private Foundation

OMB No 1545-0052

Department of the Treasury
Internal Revenue Service

or Section 4947(a)(1) Trust Treated as Private Foundation

2014

Do not enter social security numbers on this form as it may be made public

Information about Form 990-PF and its separate instructions is at www.irs.gov/form990pf

Open to Public Inspection

For calendar year 2014 or tax year beginning , 2014, and ending , 20

Name of foundation
BLAIR A & MARTHA C RIETH FAMILY FDN R62727004

Number and street (or P.O. box number if mail is not delivered to street address) Room/suite
10 S DEARBORN IL1-0117

City or town, state or province, country, and ZIP or foreign postal code
CHICAGO, IL 60603

A Employer identification number
35-6704341

B Telephone number (see instructions)
866-888-5157

C If exemption application is pending, check here

D 1 Foreign organizations, check here
2 Foreign organizations meeting the 85% test, check here and attach computation

E If private foundation status was terminated under section 507(b)(1)(A), check here

F If the foundation is in a 60-month termination under section 507(b)(1)(B), check here

G Check all that apply.

<input type="checkbox"/> Initial return	<input type="checkbox"/> Initial return of a former public charity
<input type="checkbox"/> Final return	<input type="checkbox"/> Amended return
<input type="checkbox"/> Address change	<input type="checkbox"/> Name change

H Check type of organization. Section 501(c)(3) exempt private foundation
 Section 4947(a)(1) nonexempt charitable trust Other taxable private foundation


I Fair market value of all assets at end of year (from Part II, col. (c), line 16) **\$ 2,082,568.**

J Accounting method: Cash Accrual
 Other (specify) _____
(Part I, column (d) must be on cash basis.)

ENVELOPE
POSTMARK DATE
MAY 14 2015

SCANNED MAY 19 2015

Part I Analysis of Revenue and Expenses (The total of amounts in columns (b), (c), and (d) may not necessarily equal the amounts in column (a) (see instructions))		(a) Revenue and expenses per books	(b) Net investment income	(c) Adjusted net income	(d) Disbursements for charitable purposes (cash basis only)
1	Contributions, gifts, grants, etc., received (attach schedule)				
2	Check <input checked="" type="checkbox"/> if the foundation is not required to attach Sch. B				
3	Interest on savings and temporary cash investments				
4	Dividends and interest from securities	51,886	51,799		STMT 1
5a	Gross rents				
b	Net rental income or (loss)				
6a	Net gain or (loss) from sale of assets not on line 10	104,242			
b	Gross sales price for all assets on line 6a	1,157,746			
7	Capital gain net income (from Part IV, line 2)		104,242		
8	Net short-term capital gain				
9	Income modifications				
10a	Gross sales less returns and allowances				
b	Less: Cost of goods sold				
c	Gross profit or (loss) (attach schedule)				
11	Other income (attach schedule)	150	-14		STMT 2
12	Total. Add lines 1 through 11	156,278	156,027		
13	Compensation of officers, directors, trustees, etc.	19,462	14,596		4,865
14	Other employee salaries and wages		NONE	NONE	
15	Pension plans, employee benefits		NONE	NONE	
16a	Legal fees (attach schedule)				
b	Accounting fees (attach schedule)				
c	Other professional fees (attach schedule)				
17	Interest				
18	Taxes (attach schedule) (see instructions)	4,087	787		STMT 3
19	Depreciation (attach schedule) and depletion				
20	Occupancy				
21	Travel, conferences, and meetings		NONE	NONE	
22	Printing and publications		NONE	NONE	
23	Other expenses (attach schedule)				
24	Total operating and administrative expenses. Add lines 13 through 23	23,549	15,383	NONE	4,865
25	Contributions, gifts, grants paid	100,000			100,000
26	Total expenses and disbursements. Add lines 24 and 25	123,549	15,383	NONE	104,865
27	Subtract line 26 from line 12:				
a	Excess of revenue over expenses and disbursements	32,729			
b	Net investment income (if negative, enter -0-)		140,644		
c	Adjusted net income (if negative, enter -0-)				



G14

Part II Balance Sheets		Attached schedules and amounts in the description column should be for end-of-year amounts only (See instructions)			
		Beginning of year (a) Book Value	End of year (b) Book Value (c) Fair Market Value		
Assets	1	Cash - non-interest-bearing	1,283.	3,162.	3,162.
	2	Savings and temporary cash investments	74,935.	115,468.	115,468.
	3	Accounts receivable ▶ Less allowance for doubtful accounts ▶			
	4	Pledges receivable ▶ Less: allowance for doubtful accounts ▶			
	5	Grants receivable			
	6	Receivables due from officers, directors, trustees, and other disqualified persons (attach schedule) (see instructions)			
	7	Other notes and loans receivable (attach schedule) ▶ Less allowance for doubtful accounts ▶			NONE
	8	Inventories for sale or use			
	9	Prepaid expenses and deferred charges			
	10a	Investments - U S and state government obligations (attach schedule)			
	b	Investments - corporate stock (attach schedule)	872,139.	1,396,721.	1,610,252.
	c	Investments - corporate bonds (attach schedule)	533,208.	103,501.	107,714.
	11	Investments - land, buildings, and equipment basis Less accumulated depreciation (attach schedule) ▶			
	12	Investments - mortgage loans			
	13	Investments - other (attach schedule)	363,014.	258,013.	245,972.
	14	Land, buildings, and equipment: basis Less accumulated depreciation (attach schedule) ▶			
15	Other assets (describe ▶)				
16	Total assets (to be completed by all filers - see the instructions Also, see page 1, item I)	1,844,579.	1,876,865.	2,082,568.	
Liabilities	17	Accounts payable and accrued expenses			
	18	Grants payable			
	19	Deferred revenue			
	20	Loans from officers, directors, trustees, and other disqualified persons			
	21	Mortgages and other notes payable (attach schedule)			
	22	Other liabilities (describe ▶)			
23	Total liabilities (add lines 17 through 22)			NONE	
Net Assets or Fund Balances	Foundations that follow SFAS 117, check here ▶ <input type="checkbox"/>				
	and complete lines 24 through 26 and lines 30 and 31.				
	24	Unrestricted			
	25	Temporarily restricted			
	26	Permanently restricted			
	Foundations that do not follow SFAS 117, . . . ▶ <input checked="" type="checkbox"/>				
	check here and complete lines 27 through 31.				
	27	Capital stock, trust principal, or current funds	1,844,579.	1,876,865.	
28	Paid-in or capital surplus, or land, bldg, and equipment fund				
29	Retained earnings, accumulated income, endowment, or other funds				
30	Total net assets or fund balances (see instructions)	1,844,579.	1,876,865.		
31	Total liabilities and net assets/fund balances (see instructions)	1,844,579.	1,876,865.		

Part III Analysis of Changes in Net Assets or Fund Balances		
1	Total net assets or fund balances at beginning of year - Part II, column (a), line 30 (must agree with end-of-year figure reported on prior year's return)	1,844,579.
2	Enter amount from Part I, line 27a	32,729.
3	Other increases not included in line 2 (itemize) ▶ PRIOR PERIOD ADJUSTMENT	498.
4	Add lines 1, 2, and 3	1,877,806.
5	Decreases not included in line 2 (itemize) ▶ ADJUSTMENT TO BASIS	941.
6	Total net assets or fund balances at end of year (line 4 minus line 5) - Part II, column (b), line 30	1,876,865.

Part IV Capital Gains and Losses for Tax on Investment Income

(a) List and describe the kind(s) of property sold (e.g., real estate, 2-story brick warehouse; or common stock, 200 shs MLC Co.)

(b) How acquired
P - Purchase
D - Donation

(c) Date acquired
(mo, day, yr.)

(d) Date sold
(mo, day, yr.)

1a PUBLICLY TRADED SECURITIES			
b			
c			
d			
e			

(e) Gross sales price	(f) Depreciation allowed (or allowable)	(g) Cost or other basis plus expense of sale	(h) Gain or (loss) (e) plus (f) minus (g)
a 1,157,746.		1,053,504.	104,242.
b			
c			
d			
e			

Complete only for assets showing gain in column (h) and owned by the foundation on 12/31/69

(i) F.M.V. as of 12/31/69	(j) Adjusted basis as of 12/31/69	(k) Excess of col (i) over col (j), if any	(l) Gains (Col (h) gain minus col (k), but not less than -0-) or Losses (from col (h))
a			104,242.
b			
c			
d			
e			

2 Capital gain net income or (net capital loss)	{ If gain, also enter in Part I, line 7 If (loss), enter -0- in Part I, line 7 }	2	104,242.
3 Net short-term capital gain or (loss) as defined in sections 1222(5) and (6): If gain, also enter in Part I, line 8, column (c) (see instructions). If (loss), enter -0- in Part I, line 8		3	

Part V Qualification Under Section 4940(e) for Reduced Tax on Net Investment Income

(For optional use by domestic private foundations subject to the section 4940(a) tax on net investment income.)

If section 4940(d)(2) applies, leave this part blank

Was the foundation liable for the section 4942 tax on the distributable amount of any year in the base period? Yes No
 If "Yes," the foundation does not qualify under section 4940(e). Do not complete this part.

1 Enter the appropriate amount in each column for each year; see the instructions before making any entries.

(a) Base period years Calendar year (or tax year beginning in)	(b) Adjusted qualifying distributions	(c) Net value of noncharitable-use assets	(d) Distribution ratio (col (b) divided by col (c))
2013	95,001.	2,059,420.	0.046130
2012	97,894.	1,972,977.	0.049617
2011	95,956.	1,986,100.	0.048314
2010	90,412.	1,930,311.	0.046838
2009	103,365.	1,808,446.	0.057157

2 Total of line 1, column (d)	2	0.248056
3 Average distribution ratio for the 5-year base period - divide the total on line 2 by 5, or by the number of years the foundation has been in existence if less than 5 years	3	0.049611
4 Enter the net value of noncharitable-use assets for 2014 from Part X, line 5	4	2,127,469.
5 Multiply line 4 by line 3	5	105,546.
6 Enter 1% of net investment income (1% of Part I, line 27b)	6	1,406.
7 Add lines 5 and 6	7	106,952.
8 Enter qualifying distributions from Part XII, line 4 If line 8 is equal to or greater than line 7, check the box in Part VI, line 1b, and complete that part using a 1% tax rate See the Part VI instructions	8	104,865.

Part VI Excise Tax Based on Investment Income (Section 4940(a), 4940(b), 4940(e), or 4948 - see instructions)

Table with 11 rows for excise tax calculations. Includes categories like 'Exempt operating foundations', 'Domestic foundations', 'Tax under section 511', and 'Credits/Payments'. Total tax due is 2,898.

Part VII-A Statements Regarding Activities

Table with 10 rows for activity statements. Includes questions about influencing legislation, political expenditures, and reporting requirements. Includes handwritten 'IN' in row 8a.

Part VII-A Statements Regarding Activities (continued)

11 At any time during the year, did the foundation, directly or indirectly, own a controlled entity within the meaning of section 512(b)(13)? If "Yes," attach schedule (see instructions). 11 X
12 Did the foundation make a distribution to a donor advised fund over which the foundation or a disqualified person had advisory privileges? If "Yes," attach statement (see instructions) 12 X
13 Did the foundation comply with the public inspection requirements for its annual returns and exemption application? Website address N/A 13 X
14 The books are in care of JPMORGAN CHASE BANK, NA Telephone no (866) 888-5157 Located at 10 S DEARBORN IL1-0117, CHICAGO, IL ZIP+4 60603
15 Section 4947(a)(1) nonexempt charitable trusts filing Form 990-PF in lieu of Form 1041 - Check here 15
16 At any time during calendar year 2014, did the foundation have an interest in or a signature or other authority over a bank, securities, or other financial account in a foreign country? 16 Yes No X
See the instructions for exceptions and filing requirements for FinCEN Form 114, (formerly TD F 90-22.1). If "Yes," enter the name of the foreign country

Part VII-B Statements Regarding Activities for Which Form 4720 May Be Required

File Form 4720 if any item is checked in the "Yes" column, unless an exception applies.

1a During the year did the foundation (either directly or indirectly).
(1) Engage in the sale or exchange, or leasing of property with a disqualified person? Yes X No
(2) Borrow money from, lend money to, or otherwise extend credit to (or accept it from) a disqualified person? Yes X No
(3) Furnish goods, services, or facilities to (or accept them from) a disqualified person? Yes X No
(4) Pay compensation to, or pay or reimburse the expenses of, a disqualified person? X Yes No
(5) Transfer any income or assets to a disqualified person (or make any of either available for the benefit or use of a disqualified person)? Yes X No
(6) Agree to pay money or property to a government official? (Exception Check "No" if the foundation agreed to make a grant to or to employ the official for a period after termination of government service, if terminating within 90 days) Yes X No
b If any answer is "Yes" to 1a(1)-(6), did any of the acts fail to qualify under the exceptions described in Regulations section 53.4941(d)-3 or in a current notice regarding disaster assistance (see instructions)? 1b X
Organizations relying on a current notice regarding disaster assistance check here
c Did the foundation engage in a prior year in any of the acts described in 1a, other than excepted acts, that were not corrected before the first day of the tax year beginning in 2014? 1c X
2 Taxes on failure to distribute income (section 4942) (does not apply for years the foundation was a private operating foundation defined in section 4942(j)(3) or 4942(j)(5)):
a At the end of tax year 2014, did the foundation have any undistributed income (lines 6d and 6e, Part XIII) for tax year(s) beginning before 2014? Yes X No
If "Yes," list the years
b Are there any years listed in 2a for which the foundation is not applying the provisions of section 4942(a)(2) (relating to incorrect valuation of assets) to the year's undistributed income? (If applying section 4942(a)(2) to all years listed, answer "No" and attach statement - see instructions) 2b X
c If the provisions of section 4942(a)(2) are being applied to any of the years listed in 2a, list the years here
3a Did the foundation hold more than a 2% direct or indirect interest in any business enterprise at any time during the year? Yes X No
b If "Yes," did it have excess business holdings in 2014 as a result of (1) any purchase by the foundation or disqualified persons after May 26, 1969; (2) the lapse of the 5-year period (or longer period approved by the Commissioner under section 4943(c)(7)) to dispose of holdings acquired by gift or bequest, or (3) the lapse of the 10-, 15-, or 20-year first phase holding period? (Use Schedule C, Form 4720, to determine if the foundation had excess business holdings in 2014) 3b
4a Did the foundation invest during the year any amount in a manner that would jeopardize its charitable purposes? 4a X
b Did the foundation make any investment in a prior year (but after December 31, 1969) that could jeopardize its charitable purpose that had not been removed from jeopardy before the first day of the tax year beginning in 2014? 4b X

Part VII-B Statements Regarding Activities for Which Form 4720 May Be Required (continued)

5a During the year did the foundation pay or incur any amount to:

(1) Carry on propaganda, or otherwise attempt to influence legislation (section 4945(e))? Yes No

(2) Influence the outcome of any specific public election (see section 4955), or to carry on, directly or indirectly, any voter registration drive? Yes No

(3) Provide a grant to an individual for travel, study, or other similar purposes? Yes No

(4) Provide a grant to an organization other than a charitable, etc., organization described in section 4945(d)(4)(A)? (see instructions). Yes No

(5) Provide for any purpose other than religious, charitable, scientific, literary, or educational purposes, or for the prevention of cruelty to children or animals? Yes No

b If any answer is "Yes" to 5a(1)-(5), did any of the transactions fail to qualify under the exceptions described in Regulations section 53.4945 or in a current notice regarding disaster assistance (see instructions)? **5b**

Organizations relying on a current notice regarding disaster assistance check here

c If the answer is "Yes" to question 5a(4), does the foundation claim exemption from the tax because it maintained expenditure responsibility for the grant? Yes No
If "Yes," attach the statement required by Regulations section 53.4945-5(d).

6a Did the foundation, during the year, receive any funds, directly or indirectly, to pay premiums on a personal benefit contract? Yes No

b Did the foundation, during the year, pay premiums, directly or indirectly, on a personal benefit contract? Yes No **6b** X
If "Yes" to 6b, file Form 8870.

7a At any time during the tax year, was the foundation a party to a prohibited tax shelter transaction? Yes No

b If "Yes," did the foundation receive any proceeds or have any net income attributable to the transaction? Yes No **7b**

Part VIII Information About Officers, Directors, Trustees, Foundation Managers, Highly Paid Employees, and Contractors

1 List all officers, directors, trustees, foundation managers and their compensation (see instructions).

(a) Name and address	(b) Title, and average hours per week devoted to position	(c) Compensation (If not paid, enter -0-)	(d) Contributions to employee benefit plans and deferred compensation	(e) Expense account, other allowances
: JP Morgan Chase Bank .N.A. 10 S DEARBORN IL1-0117, CHICAGO, IL 60603	TRUSTEE 2	19,462.	-0-	-0-

2 Compensation of five highest-paid employees (other than those included on line 1 - see instructions). If none, enter "NONE."

(a) Name and address of each employee paid more than \$50,000	(b) Title, and average hours per week devoted to position	(c) Compensation	(d) Contributions to employee benefit plans and deferred compensation	(e) Expense account, other allowances
NONE		NONE	NONE	NONE

Total number of other employees paid over \$50,000 **NONE**

Part VIII Information About Officers, Directors, Trustees, Foundation Managers, Highly Paid Employees, and Contractors (continued)

3 Five highest-paid independent contractors for professional services (see instructions). If none, enter "NONE."

(a) Name and address of each person paid more than \$50,000	(b) Type of service	(c) Compensation
NONE		NONE

Total number of others receiving over \$50,000 for professional services **NONE**

Part IX-A Summary of Direct Charitable Activities

List the foundation's four largest direct charitable activities during the tax year. Include relevant statistical information such as the number of organizations and other beneficiaries served, conferences convened, research papers produced, etc	Expenses
1 NONE	
2	
3	
4	

Part IX-B Summary of Program-Related Investments (see instructions)

Describe the two largest program-related investments made by the foundation during the tax year on lines 1 and 2	Amount
1 NONE	
2	
All other program-related investments See instructions	
3 NONE	
Total. Add lines 1 through 3	

Part X Minimum Investment Return (All domestic foundations must complete this part. Foreign foundations, see instructions.)

1	Fair market value of assets not used (or held for use) directly in carrying out charitable, etc., purposes:		
a	Average monthly fair market value of securities	1a	2,024,572.
b	Average of monthly cash balances	1b	135,295.
c	Fair market value of all other assets (see instructions).	1c	NONE
d	Total (add lines 1a, b, and c)	1d	2,159,867.
e	Reduction claimed for blockage or other factors reported on lines 1a and 1c (attach detailed explanation)	1e	
2	Acquisition indebtedness applicable to line 1 assets	2	NONE
3	Subtract line 2 from line 1d	3	2,159,867.
4	Cash deemed held for charitable activities. Enter 1 1/2% of line 3 (for greater amount, see instructions).	4	32,398.
5	Net value of noncharitable-use assets. Subtract line 4 from line 3. Enter here and on Part V, line 4	5	2,127,469.
6	Minimum investment return. Enter 5% of line 5	6	106,373.

Part XI Distributable Amount (see instructions) (Section 4942(j)(3) and (j)(5) private operating foundations and certain foreign organizations check here and do not complete this part.)

1	Minimum investment return from Part X, line 6	1	106,373.
2a	Tax on investment income for 2014 from Part VI, line 5	2a	2,813.
b	Income tax for 2014. (This does not include the tax from Part VI.)	2b	
c	Add lines 2a and 2b	2c	2,813.
3	Distributable amount before adjustments Subtract line 2c from line 1	3	103,560.
4	Recoveries of amounts treated as qualifying distributions	4	NONE
5	Add lines 3 and 4.	5	103,560.
6	Deduction from distributable amount (see instructions).	6	NONE
7	Distributable amount as adjusted. Subtract line 6 from line 5. Enter here and on Part XIII, line 1	7	103,560.

Part XII Qualifying Distributions (see instructions)

1	Amounts paid (including administrative expenses) to accomplish charitable, etc., purposes:		
a	Expenses, contributions, gifts, etc. - total from Part I, column (d), line 26	1a	104,865.
b	Program-related investments - total from Part IX-B	1b	
2	Amounts paid to acquire assets used (or held for use) directly in carrying out charitable, etc., purposes	2	NONE
3	Amounts set aside for specific charitable projects that satisfy the:		
a	Suitability test (prior IRS approval required)	3a	NONE
b	Cash distribution test (attach the required schedule)	3b	NONE
4	Qualifying distributions Add lines 1a through 3b. Enter here and on Part V, line 8, and Part XIII, line 4	4	104,865.
5	Foundations that qualify under section 4940(e) for the reduced rate of tax on net investment income. Enter 1% of Part I, line 27b (see instructions)	5	N/A
6	Adjusted qualifying distributions. Subtract line 5 from line 4	6	104,865.

Note. The amount on line 6 will be used in Part V, column (b), in subsequent years when calculating whether the foundation qualifies for the section 4940(e) reduction of tax in those years.

Part XIII Undistributed Income (see instructions)

	(a) Corpus	(b) Years prior to 2013	(c) 2013	(d) 2014
1 Distributable amount for 2014 from Part XI, line 7				103,560.
2 Undistributed income, if any, as of the end of 2014				
a Enter amount for 2013 only			98,231.	
b Total for prior years 20 12 ,20____,20____		NONE		
3 Excess distributions carryover, if any, to 2014:				
a From 2009	NONE			
b From 2010	NONE			
c From 2011	NONE			
d From 2012	NONE			
e From 2013	NONE			
f Total of lines 3a through e	NONE			
4 Qualifying distributions for 2014 from Part XII, line 4 ▶ \$ <u>104,865.</u>				
a Applied to 2013, but not more than line 2a			98,231.	
b Applied to undistributed income of prior years (Election required - see instructions)		NONE		
c Treated as distributions out of corpus (Election required - see instructions)	NONE			
d Applied to 2014 distributable amount				6,634.
e Remaining amount distributed out of corpus	NONE			
5 Excess distributions carryover applied to 2014 (If an amount appears in column (d), the same amount must be shown in column (a))	NONE			NONE
6 Enter the net total of each column as indicated below:				
a Corpus Add lines 3f, 4c, and 4e Subtract line 5	NONE			
b Prior years' undistributed income. Subtract line 4b from line 2b		NONE		
c Enter the amount of prior years' undistributed income for which a notice of deficiency has been issued, or on which the section 4942(a) tax has been previously assessed		NONE		
d Subtract line 6c from line 6b. Taxable amount - see instructions		NONE		
e Undistributed income for 2013 Subtract line 4a from line 2a. Taxable amount - see instructions				
f Undistributed income for 2014 Subtract lines 4d and 5 from line 1 This amount must be distributed in 2015				96,926.
7 Amounts treated as distributions out of corpus to satisfy requirements imposed by section 170(b)(1)(F) or 4942(g)(3) (Election may be required - see instructions)	NONE			
8 Excess distributions carryover from 2009 not applied on line 5 or line 7 (see instructions)	NONE			
9 Excess distributions carryover to 2015. Subtract lines 7 and 8 from line 6a	NONE			
10 Analysis of line 9:				
a Excess from 2010	NONE			
b Excess from 2011	NONE			
c Excess from 2012	NONE			
d Excess from 2013	NONE			
e Excess from 2014	NONE			

Part XIV Private Operating Foundations (see instructions and Part VII-A, question 9) NOT APPLICABLE

1a If the foundation has received a ruling or determination letter that it is a private operating foundation, and the ruling is effective for 2014, enter the date of the ruling

b Check box to indicate whether the foundation is a private operating foundation described in section 4942(j)(3) or 4942(j)(5)

	Tax year				(e) Total
	(a) 2014	(b) 2013	(c) 2012	(d) 2011	
2a Enter the lesser of the adjusted net income from Part I or the minimum investment return from Part X for each year listed					
b 85% of line 2a					
c Qualifying distributions from Part XII, line 4 for each year listed					
d Amounts included in line 2c not used directly for active conduct of exempt activities					
e Qualifying distributions made directly for active conduct of exempt activities Subtract line 2d from line 2c					
3 Complete 3a, b, or c for the alternative test relied upon					
a "Assets" alternative test - enter					
(1) Value of all assets					
(2) Value of assets qualifying under section 4942(j)(3)(B)(i)					
b "Endowment" alternative test - enter 2/3 of minimum investment return shown in Part X, line 6 for each year listed					
c "Support" alternative test - enter					
(1) Total support other than gross investment income (interest, dividends, rents, payments on securities loans (section 512(a)(5)), or royalties)					
(2) Support from general public and 5 or more exempt organizations as provided in section 4942(j)(3)(B)(iii)					
(3) Largest amount of support from an exempt organization					
(4) Gross investment income					

Part XV Supplementary Information (Complete this part only if the foundation had \$5,000 or more in assets at any time during the year - see instructions.)

1 Information Regarding Foundation Managers:

a List any managers of the foundation who have contributed more than 2% of the total contributions received by the foundation before the close of any tax year (but only if they have contributed more than \$5,000). (See section 507(d)(2).)

N/A

b List any managers of the foundation who own 10% or more of the stock of a corporation (or an equally large portion of the ownership of a partnership or other entity) of which the foundation has a 10% or greater interest.

N/A

2 Information Regarding Contribution, Grant, Gift, Loan, Scholarship, etc., Programs:

Check here if the foundation only makes contributions to preselected charitable organizations and does not accept unsolicited requests for funds. If the foundation makes gifts, grants, etc. (see instructions) to individuals or organizations under other conditions, complete items 2a, b, c, and d.

a The name, address, and telephone number or e-mail address of the person to whom applications should be addressed

-

b The form in which applications should be submitted and information and materials they should include:

c Any submission deadlines:

d Any restrictions or limitations on awards, such as by geographical areas, charitable fields, kinds of institutions, or other factors:

Part XV Supplementary Information (continued)

3 Grants and Contributions Paid During the Year or Approved for Future Payment

Recipient Name and address (home or business)	If recipient is an individual, show any relationship to any foundation manager or substantial contributor	Foundation status of recipient	Purpose of grant or contribution	Amount
<i>a Paid during the year</i>				
DePauw University P.O. BOX 37 Greencastle IN 46135	NONE	PC	GENERAL	55,000.
Purdue University, Inc. 403 WEST WOOD STREET West Lafayette IN 47907	NONE	PC	GENERAL	15,000.
White Pigeon Care Network P.O. BOX 603 White Pigeon MI 49099	NONE	PC	GENERAL	10,000.
White Pigeon Township Fire Department 16975 U.S. 12 White Pigeon MI 49099	NONE	PC	GENERAL	10,000.
FIRST PRESBYTERIAN CHURCH OF STURGIS 1320 S LAKEVIEW AVE, STURGIS MI 49091	NONE	PC	GENERAL	5,000.
AGAPE THERAPEUTIC RIDING RESOURCES 24970 E 95TH, CICERO IN 46034	NONE	PC	GENERAL	5,000.
Total				▶ 3a 100,000.
<i>b Approved for future payment</i>				
Total				▶ 3b

FORM 990PF, PART I - DIVIDENDS AND INTEREST FROM SECURITIES
=====

DESCRIPTION -----	REVENUE AND EXPENSES PER BOOKS -----	NET INVESTMENT INCOME -----
DIVIDENDS AND INTEREST FROM SECURITIES	51,886.	51,799.
TOTAL	51,886.	51,799.
	=====	=====

FORM 990PF, PART I - OTHER INCOME
=====

DESCRIPTION	REVENUE AND EXPENSES PER BOOKS	NET INVESTMENT INCOME
DEFERRED INCOME PARTNERSHIP'S INCOME	150.	-14.
TOTALS	150.	-14.

FORM 990PF, PART I - TAXES
=====

DESCRIPTION	REVENUE AND EXPENSES PER BOOKS	NET INVESTMENT INCOME
FEDERAL TAX PAYMENT - PRIOR YE	3,300.	
FOREIGN TAXES ON QUALIFIED FOR	720.	720.
FOREIGN TAXES ON NONQUALIFIED	67.	67.
TOTALS	4,087.	787.



JPMorgan Chase Bank, N.A.
270 Park Avenue, New York, NY 10017-2014

BLAIR & MARTHA RIETH FAMILY FDN ACCT. R62727004
As of 12/31/14



097407301403100012562
098407301600100012562

Fiduciary Account

J.P. Morgan Team	
Thomas Hightshue	T & E Officer
Cheryl Duniap	T & E Administrator
David Millhouse	Portfolio Manager
Caroline Gomez	Client Service Team
Robert Ferguson	Client Service Team
Jeffrey Payton	Client Service Team
Online access	www.jp.morganonline.com

Table of Contents	Page
Account Summary	2
Holdings	
Equity	4
Alternative Assets	8
Cash & Fixed Income	11

Please see disclosures located at the end of this statement package for important information relating to each J.P. Morgan account(s)

Account Summary


PRINCIPAL

Asset Allocation	Beginning Market Value	Ending Market Value	Change In Value	Estimated Annual Income	Current Allocation
Equity	1,135,974.48	1,610,251.79	474,277.31	26,784.62	77%
Alternative Assets	361,663.50	245,972.03	(115,691.47)	4,285.77	12%
Cash & Fixed Income	618,129.28	223,182.05	(394,947.23)	3,740.66	11%
Market Value	\$2,115,767.26	\$2,079,405.87	(\$36,361.39)	\$34,811.05	100%

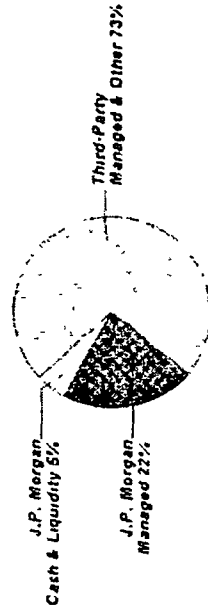
INCOME

Cash Position	Beginning Market Value	Ending Market Value	Change In Value
Cash Balance	1,282.56	3,161.52	1,878.96
Accruals	954.99	1,271.11	316.12
Market Value	\$2,237.55	\$4,432.63	\$2,195.08

Asset Allocation



Manager Allocation



* J.P. Morgan Managed includes (to the extent permitted under applicable law) mutual funds, other registered funds and hedge funds managed by J.P. Morgan and structured products issued by J.P. Morgan. J.P. Morgan Cash & Liquidity Funds includes cash, J.P. Morgan deposit sweeps and J.P. Morgan money market mutual funds. Third-Party Managed & Other includes mutual funds, exchange traded funds, hedge funds, and separately managed accounts managed by parties other than J.P. Morgan; structured products and exchange traded notes issued by parties other than J.P. Morgan; and other investments not managed or issued by J.P. Morgan. See important information about investment principles and conflicts in the disclosures section.



BLAIR & MARTHA RIETH FAMILY FDN ACCT. R62727004
As of 12/31/14

Account Summary CONTINUED

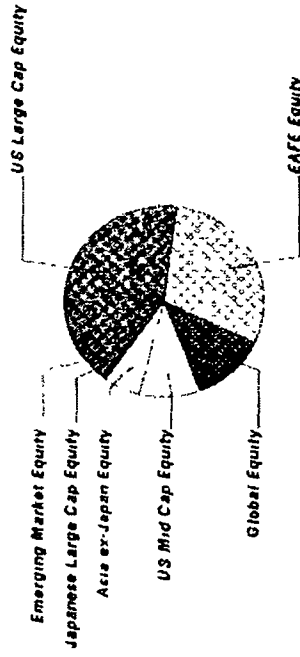
Cost Summary	Cost
Equity	1,396,720.82
Cash & Fixed Income	218,969.71
Total	\$1,615,690.53



BLAIR & MARTHA RIETH FAMILY FDN ACCT. R62727004
As of 12/31/14

Equity Summary

Asset Categories	Beginning Market Value	Ending Market Value	Change In Value	Current Allocation
US Large Cap Equity	448,470.84	643,644.03	195,173.19	30%
US Mid Cap Equity	127,223.43	156,309.43	29,086.00	8%
EAFE Equity	338,997.04	473,635.00	134,637.96	23%
European Large Cap Equity	44,244.40	0.00	(44,244.40)	
Japanese Large Cap Equity	0.00	25,107.70	25,107.70	1%
Asia ex-Japan Equity	83,755.16	105,370.78	21,615.62	5%
Emerging Market Equity	45,906.80	21,501.57	(24,405.23)	1%
Global Equity	47,376.81	184,683.28	137,306.47	9%
Total Value	\$1,135,974.48	\$1,610,251.79	\$474,277.31	77%



Equity as a percentage of your portfolio - 77 %

Market Value/Cost	Current Period Value
Market Value	1,610,251.79
Tax Cost	1,396,720.82
Unrealized Gain/Loss	213,530.97
Estimated Annual Income	26,784.62
Accrued Dividends	1,271.11
Yield	1.66%



BLAIR & MARTHA RIETH FAMILY FDN ACCT. R62727004
As of 12/31/14

Equity Detail

	Price	Quantity	Value	Adjusted Tax Cost Original Cost	Unrealized Gain/Loss	Est. Annual Inc Accrued Div	Yield
US Large Cap Equity							
GS CYCLICAL SECT REL PERF NT 3/4/15	113.74	20,000,000	22,748.00	19,800.00	2,948.00		
1.08 XLEV BASKET UPSIDE- UNCAPPED							
1-1 SPX DOWNSIDE							
2/14/14 SPX-1838 63 BSKT:IXM.215.86							
IXI:513.97 IXT:360.81							
38147Q-NP-7							
HARTFORD CAPITAL APPREC-I	37.15	1,581,610	58,756.81	60,543.02	(1,786.21)	425.45	0.72%
416649-30-9 ITHI X							
JPM EQ INC FD - SEL	14.27	1,403,952	20,034.40	13,042.71	6,991.69	387.49	1.93%
FUND 3128							
4812C0-49-8 HLIE X							
JPM LARGE CAP GRWTH FD - SEL	34.60	796,696	27,565.68	17,168.80	10,396.88		
FUND 3118							
4812C0-53-0 SEEG X							
JPM TAX AWARE EQ FD - INSTL	29.04	3,125,359	90,760.43	57,589.80	33,170.63	1,040.74	1.15%
FUND 1236							
4812A1-65-4 JPDE X							
NEUBERGER BER MU/C OPP-INS	15.70	6,456,196	101,362.28	73,548.00	27,814.28	948.06	0.94%
64122Q-30-9 NMUL X							
PRIMECAP ODYSSEY STOCK FUND	23.66	3,897,364	92,211.63	60,640.82	31,570.81	1,208.18	1.31%
74160Q-30-1 POSK X							
SPDR S&P 500 ETF TRUST	205.54	1,120,000	230,204.80	221,082.54	9,122.26	4,295.20	1.87%
78462F-10-3 SPY						1,271.11	
Total US Large Cap Equity			\$643,644.03	\$523,415.69	\$120,228.34	\$6,306.12	1.29%
						\$1,271.11	



BLAIR & MARTHA RIETH FAMILY FDN ACCT. R62727004
As of 12/31/14

	Price	Quantity	Value	Adjusted Tax Cost Original Cost	Unrealized Gain/Loss	Est Annual Inc Accrued Div.	Yield
US Mid Cap Equity							
ASTON/FAIRPONTE MID CAP-I 00078H-15-8 ABMI X	41 57	703,951	29,263.24	23,658.70	5,604.54	45.05	0.15%
ISHARES CORE S&P MID-CAP ETF 464287-50-7 IJH	144.80	531,000	76,888.80	55,851.59	21,037.21	1,031.20	1.34%
JPM MKT EXP ENH INDEX FD - SEL FUND 3708 4812C1-63-7 PGMI X	12.59	3,983,907	50,157.39	26,087.51	24,069.88	521.89	1.04%
Total US Mid Cap Equity			\$156,309.43	\$105,597.80	\$50,711.63	\$1,596.14	1.02%
EAFE Equity							
ARTISAN INTL VALUE FUND-INV 04314H-88-1 ARTK X	34.21	2,246,553	76,854.58	53,258.25	23,596.33	1,228.86	1.60%
DODGE & COX INTL STOCK FUND 256206-10-3 DODF X	42.11	1,965,857	82,782.24	86,341.89	(3,559.65)		
ISHARES MSCI EAFE INDEX FUND 464287-46-5 EFA	60.84	3,723,000	226,507.32	233,637.06	(7,129.74)	8,417.70	3.72%
MFS INTL VALUE-I 55273E-82-2 MINI X	34.54	2,533,030	87,490.86	78,807.08	8,683.78	1,947.90	2.23%
Total EAFE Equity			\$473,635.00	\$452,044.28	\$21,590.72	\$11,594.46	2.45%

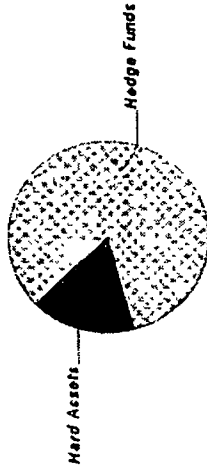


BLAIR & MARTHA RIETH FAMILY FDN ACCT. R62727004
As of 12/31/14

	Price	Quantity	Value	Adjusted Tax Cost Original Cost	Unrealized Gain/Loss	Est Annual Inc Accrued Div	Yield
Japanese Large Cap Equity							
BROWN ADV JAPAN ALPHA OPP-IS 115233-57-9 BAFJ X	10.78	2,329 100	25,107.70	23,291 00	1,816.70	1,185 51	4 72%
Asia ex-Japan Equity							
COLUMBIA ASIA PAX X-JPN-R5 19763P-57-2 TAPR X	14 02	5,351.235	75,024.31	70,795.14	4,229 17	1,016 73	1 36%
MATTHEWS PACIFIC TIGER FD-IS 577130-83-4 MIPT X	26.56	1,142.563	30,346 47	24,016.67	6,329 80	204.51	0.67%
Total Asia ex-Japan Equity			\$105,370.78	\$94,811.81	\$10,558.97	\$1,221.24	1.16%
Emerging Market Equity							
JPM CHINA REGION FD - SEL FUND 3810 4612A3-52-8 JCHS X	21.92	980 911	21,501 57	20 765 89	735.68	125.55	0 58%
Global Equity							
JPM GLOB RES ENH INDEX FD - SEL FUND 3457 46637K-51-3 JEIT X	18 31	10,086 471	184,663.28	176,794.35	7,868.93	2,753.60	1.49%

Alternative Assets Summary

Asset Categories	Beginning Estimated Value	Ending Estimated Value	Change In Value	Current Allocation
Hedge Funds	275,107.36	208,707.87	(66,399.49)	10%
Hard Assets	86,556.14	37,264.16	(49,291.98)	2%
Total Value	\$361,663.50	\$245,972.03	(\$115,691.47)	12%



Alternative Assets as a percentage of your portfolio - 12. %

Alternative Assets Detail

Hedge Funds	Price	Quantity	Estimated Value	Cost
EATON VANCE GLOBAL MACRO-I 277923-72-8 EIGM X	9.31	1,808,223	16,834.56	17,376.98
GATEWAY FUND-Y 367829-88-4 GTEY X	29.57	1,453,435	42,978.07	40,091.22



BLAIR & MARTHA RIETH FAMILY FDN ACCT. R62727004
As of 12/31/14

	Price	Quantity	Estimated Value	Cost	Est. Annual Income Accrued Income
Hard Assets					
DB MARKET PLUS WTI 07/21/15	55.29	11,000,000	6,081,90	10,868.00	
79.9% BARRIER- 6.5%CPN INITIAL LEVEL 05/23/14 CL1. 104.35 25152R-KH-5					
PIMCO COMMODITYPL STRAT-P 72201P-16-7 PCLP X	7.65	2,522,309	19,295.66	27,075.06	1,046.75
Total Hard Assets			\$37,264.16	\$48,833.06	\$1,046.75




BLAIR & MARTHA RIETH FAMILY FDN ACCT. R62727004
As of 12/31/14

Cash & Fixed Income Summary

Asset Categories	Beginning Market Value	Ending Market Value	Change In Value	Current Allocation
Cash	74,935.11	115,468.30	40,533.19	6%
US Fixed Income	520,832.21	107,713.75	(413,118.46)	5%
Foreign Exchange & Non-USD Fixed Income	22,361.96	0.00	(22,361.96)	
Total Value	\$618,129.28	\$223,182.05	(\$394,947.23)	11%

Market Value/Cost	Current Period Value
Market Value	223,182.05
Tax Cost	218,969.71
Unrealized Gain/Loss	4,212.34
Estimated Annual Income	3,740.66
Yield	1.67%



SUMMARY BY MATURITY

Cash & Fixed Income	Market Value	% of Bond Portfolio
0-6 months ¹	223,182.05	100%

¹ The years indicate the number of years until the bond is scheduled to mature based on the statement end date. Some bonds may be called, or paid in full, before their stated maturity

SUMMARY BY TYPE

Cash & Fixed Income	Market Value	% of Bond Portfolio
Cash	115,468.30	52%
Mutual Funds	107,713.75	48%
Total Value	\$223,182.05	100%

Cash & Fixed Income as a percentage of your portfolio - 11 %



BLAIR & MARTHA RIETH FAMILY FDN ACCT. R62727004
As of 12/31/14

Note: This is the Annual Percentage Yield (APY) which is the rate earned if balances remain on deposit for a full year with compounding. There is no change in the interest rate and all interest is left in the account

Cash & Fixed Income Detail

	Price	Quantity	Value	Adjusted Tax Cost Original Cost	Unrealized Gain/Loss	Est Annual Income Accrued Interest	Yield
Cash							
US DOLLAR PRINCIPAL	1.00	115,468.30	115,468.30	115,468.30		34.64	0.03%
US Fixed Income							
JPM CORE BD FD - SEL FUND 3720 4812C0-38-1	11.75	5,590.73	65,691.07	61,153.81	4,537.26	1,660.44	2.53%
DOUBLELINE TOTAL RET BD- 258620-10-3	10.97	3,830.69	42,022.68	42,347.60	(324.92)	2,045.58	4.87%
Total US Fixed Income			\$107,713.75	\$103,501.41	\$4,212.34	\$3,706.02	3.44%

501G
AWV446
BLAIR A & MARTHA C RIETH FAMILY FDN R62727004