



See a Social Security Number? Say Something!  
Report Privacy Problems to <https://public.resource.org/privacy>  
Or call the IRS Identity Theft Hotline at 1-800-908-4490



Form **990-PF**

Department of the Treasury  
Internal Revenue Service

Return of Private Foundation

or Section 4947(a)(1) Trust Treated as Private Foundation

▶ Do not enter social security numbers on this form as it may be made public.

▶ Information about Form 990-PF and its instructions is at [www.irs.gov/form990pf](http://www.irs.gov/form990pf).

OMB No 1545-0052

**2014**

Open to Public Inspection

For calendar year 2014, or tax year beginning 01-01-2014 , and ending 12-31-2014

Name of foundation THE ACKERMAN FOUNDATION		<b>A Employer identification number</b>  35-6567579	
Number and street (or P O box number if mail is not delivered to street address) 280 EAST 96TH STREET NO 350		<b>B Telephone number</b> (see instructions)  (317) 663-0205	
City or town, state or province, country, and ZIP or foreign postal code INDIANAPOLIS, IN 46240		<b>C</b> If exemption application is pending, check here <input type="checkbox"/>	
<b>G</b> Check all that apply <input type="checkbox"/> Initial return <input type="checkbox"/> Initial return of a former public charity <input type="checkbox"/> Final return <input type="checkbox"/> Amended return <input type="checkbox"/> Address change <input type="checkbox"/> Name change		<b>D 1.</b> Foreign organizations, check here <input type="checkbox"/> <b>2.</b> Foreign organizations meeting the 85% test, check here and attach computation <input type="checkbox"/>	
<b>H</b> Check type of organization <input checked="" type="checkbox"/> Section 501(c)(3) exempt private foundation <input type="checkbox"/> Section 4947(a)(1) nonexempt charitable trust <input type="checkbox"/> Other taxable private foundation		<b>E</b> If private foundation status was terminated under section 507(b)(1)(A), check here <input type="checkbox"/>	
<b>I</b> Fair market value of all assets at end of year (from Part II, col. (c), line 16)▶\$ 8,868,806		<b>F</b> If the foundation is in a 60-month termination under section 507(b)(1)(B), check here <input type="checkbox"/>	
<b>J</b> Accounting method <input checked="" type="checkbox"/> Cash <input type="checkbox"/> Accrual <input type="checkbox"/> Other (specify) _____ (Part I, column (d) must be on cash basis.)			

Part I Analysis of Revenue and Expenses <i>(The total of amounts in columns (b), (c), and (d) may not necessarily equal the amounts in column (a) (see instructions) )</i>		(a) Revenue and expenses per books	(b) Net investment income	(c) Adjusted net income	(d) Disbursements for charitable purposes (cash basis only)
Revenue	<b>1</b> Contributions, gifts, grants, etc , received (attach schedule) . . . . .				
	<b>2</b> Check <input checked="" type="checkbox"/> if the foundation is <b>not</b> required to attach Sch B . . . . .				
	<b>3</b> Interest on savings and temporary cash investments	973	973		
	<b>4</b> Dividends and interest from securities. . . . .	223,453	223,453		
	<b>5a</b> Gross rents . . . . .				
	<b>b</b> Net rental income or (loss) _____				
	<b>6a</b> Net gain or (loss) from sale of assets not on line 10	465,773			
	<b>b</b> Gross sales price for all assets on line 6a 3,365,167				
	<b>7</b> Capital gain net income (from Part IV, line 2) . . .		465,773		
	<b>8</b> Net short-term capital gain . . . . .				
	<b>9</b> Income modifications . . . . .				
	<b>10a</b> Gross sales less returns and allowances				
	<b>b</b> Less Cost of goods sold . . . . .				
	<b>c</b> Gross profit or (loss) (attach schedule) . . . . .				
	<b>11</b> Other income (attach schedule) . . . . .	859	859		
	<b>12 Total.</b> Add lines 1 through 11 . . . . .	691,058	691,058		
Operating and Administrative Expenses	<b>13</b> Compensation of officers, directors, trustees, etc	0	0		0
	<b>14</b> Other employee salaries and wages . . . . .				
	<b>15</b> Pension plans, employee benefits . . . . .				
	<b>16a</b> Legal fees (attach schedule) . . . . .				
	<b>b</b> Accounting fees (attach schedule) . . . . .	4,125	0		0
	<b>c</b> Other professional fees (attach schedule) . . . . .				
	<b>17</b> Interest . . . . .				
	<b>18</b> Taxes (attach schedule) (see instructions) . . .	13,621	4,570		0
	<b>19</b> Depreciation (attach schedule) and depletion . . .				
	<b>20</b> Occupancy . . . . .				
	<b>21</b> Travel, conferences, and meetings . . . . .				
	<b>22</b> Printing and publications . . . . .				
	<b>23</b> Other expenses (attach schedule) . . . . .	131,525	131,525		0
	<b>24 Total operating and administrative expenses.</b>				
	Add lines 13 through 23 . . . . .	149,271	136,095		0
	<b>25</b> Contributions, gifts, grants paid . . . . .	419,823			419,823
	<b>26 Total expenses and disbursements.</b> Add lines 24 and 25	569,094	136,095		419,823
	<b>27</b> Subtract line 26 from line 12				
	<b>a Excess of revenue over expenses and disbursements</b>	121,964			
	<b>b Net investment income</b> (if negative, enter -0-)		554,963		
	<b>c Adjusted net income</b> (if negative, enter -0-)				

Part II

Balance Sheets

Attached schedules and amounts in the description column should be for end-of-year amounts only (See instructions )

			Beginning of year	End of year	
			(a) Book Value	(b) Book Value	(c) Fair Market Value
Assets	1	Cash—non-interest-bearing . . . . .	172,436	41,270	41,270
	2	Savings and temporary cash investments . . . . .	73,424	99,728	99,728
	3	Accounts receivable ▶ _____ Less allowance for doubtful accounts ▶ _____			
	4	Pledges receivable ▶ _____ Less allowance for doubtful accounts ▶ _____			
	5	Grants receivable . . . . .			
	6	Receivables due from officers, directors, trustees, and other disqualified persons (attach schedule) (see instructions) . . . . .			
	7	Other notes and loans receivable (attach schedule) ▶ _____ Less allowance for doubtful accounts ▶ _____			
	8	Inventories for sale or use . . . . .			
	9	Prepaid expenses and deferred charges . . . . .			
	10a	Investments—U S and state government obligations (attach schedule)			
	b	Investments—corporate stock (attach schedule) . . . . .	6,749,142	7,754,340	8,424,610
	c	Investments—corporate bonds (attach schedule). . . . .			
	11	Investments—land, buildings, and equipment basis ▶ _____ Less accumulated depreciation (attach schedule) ▶ _____			
	12	Investments—mortgage loans . . . . .			
	13	Investments—other (attach schedule) . . . . .	1,020,085	194,856	194,856
	14	Land, buildings, and equipment basis ▶ _____ Less accumulated depreciation (attach schedule) ▶ _____			
Liabilities	15	Other assets (describe ▶ _____)	65,777	65,777	108,342
	16	Total assets (to be completed by all filers—see the instructions Also, see page 1, item I)	8,080,864	8,155,971	8,868,806
	17	Accounts payable and accrued expenses . . . . .			
	18	Grants payable . . . . .			
	19	Deferred revenue . . . . .			
	20	Loans from officers, directors, trustees, and other disqualified persons			
	21	Mortgages and other notes payable (attach schedule) . . . . .			
	22	Other liabilities (describe ▶ _____)			
Net Assets or Fund Balances	23	Total liabilities (add lines 17 through 22) . . . . .	0	0	
		Foundations that follow SFAS 117, check here ▶ <input type="checkbox"/> and complete lines 24 through 26 and lines 30 and 31.			
	24	Unrestricted . . . . .			
	25	Temporarily restricted . . . . .			
	26	Permanently restricted . . . . .			
		Foundations that do not follow SFAS 117, check here ▶ <input checked="" type="checkbox"/> and complete lines 27 through 31.			
	27	Capital stock, trust principal, or current funds . . . . .	0	0	
	28	Paid-in or capital surplus, or land, bldg , and equipment fund	0	0	
	29	Retained earnings, accumulated income, endowment, or other funds	8,080,864	8,155,971	
	30	Total net assets or fund balances (see instructions) . . . . .	8,080,864	8,155,971	
	31	Total liabilities and net assets/fund balances (see instructions) . . . . .	8,080,864	8,155,971	

Part III

Analysis of Changes in Net Assets or Fund Balances

Form 990-PF (2014)

Part IV

Capital Gains and Losses for Tax on Investment Income

(a) List and describe the kind(s) of property sold (e g , real estate, 2-story brick warehouse, or common stock, 200 shs MLC Co )		(b) How acquired P—Purchase D—Donation	(c) Date acquired (mo , day, yr )	(d) Date sold (mo , day, yr )
1a	See Additional Data Table			
b				
c				
d				
e				

(e) Gross sales price	(f) Depreciation allowed (or allowable)	(g) Cost or other basis plus expense of sale	(h) Gain or (loss) (e) plus (f) minus (g)
a	See Additional Data Table		
b			
c			
d			
e			

Complete only for assets showing gain in column (h) and owned by the foundation on 12/31/69			(I) Gains (Col (h) gain minus col (k), but not less than -0-) or Losses (from col (h))
(i) F M V as of 12/31/69	(j) Adjusted basis as of 12/31/69	(k) Excess of col (i) over col (j), if any	
a	See Additional Data Table		
b			
c			
d			
e			

2	Capital gain net income or (net capital loss)	{ If gain, also enter in Part I, line 7 If (loss), enter -0- in Part I, line 7 }	2	465,773
3	Net short-term capital gain or (loss) as defined in sections 1222(5) and (6)  If gain, also enter in Part I, line 8, column (c) (see instructions) If (loss), enter -0- in Part I, line 8 . . . . .	}	3	

Part V

Qualification Under Section 4940(e) for Reduced Tax on Net Investment Income

(For optional use by domestic private foundations subject to the section 4940(a) tax on net investment income )

If section 4940(d)(2) applies, leave this part blank

Was the foundation liable for the section 4942 tax on the distributable amount of any year in the base period? ☐ Yes ☒ No  
If "Yes," the foundation does not qualify under section 4940(e) Do not complete this part

1 Enter the appropriate amount in each column for each year, see instructions before making any entries

(a) Base period years Calendar year (or tax year beginning in)	(b) Adjusted qualifying distributions	(c) Net value of noncharitable-use assets	(d) Distribution ratio (col (b) divided by col (c))
2013	411,305	8,452,282	0 048662
2012	432,006	8,485,352	0 050912
2011	413,250	8,869,955	0 046590
2010	365,000	8,283,611	0 044063
2009	399,748	7,381,566	0 054155

2	Total of line 1, column (d). . . . .	2	0 244382
3	Average distribution ratio for the 5-year base period—divide the total on line 2 by 5, or by the number of years the foundation has been in existence if less than 5 years . . . . .	3	0 048876
4	Enter the net value of noncharitable-use assets for 2014 from Part X, line 5. . . . .	4	8,940,092
5	Multiply line 4 by line 3. . . . .	5	436,956
6	Enter 1% of net investment income (1% of Part I, line 27b). . . . .	6	5,550
7	Add lines 5 and 6. . . . .	7	442,506
8	Enter qualifying distributions from Part XII, line 4. . . . .	8	419,823

If line 8 is equal to or greater than line 7, check the box in Part VI, line 1b, and complete that part using a 1% tax rate See  
the Part VI instructions

Part VI

Excise Tax Based on Investment Income (Section 4940(a), 4940(b), 4940(e), or 4948—see page 18 of the instructions)

1a		Exempt operating foundations described in section 4940(d)(2), check here <input type="checkbox"/> and enter "N/A" on line 1			
b		Domestic foundations that meet the section 4940(e) requirements in Part V, check here <input type="checkbox"/> and enter 1% of Part I, line 27b . . . . .		1	11,099
c		All other domestic foundations enter 2% of line 27b. Exempt foreign organizations enter 4% of Part I, line 12, col. (b)			
2		Tax under section 511 (domestic section 4947(a)(1) trusts and taxable foundations only. Others enter -0-)		2	0
3		Add lines 1 and 2. . . . .		3	11,099
4		Subtitle A (income) tax (domestic section 4947(a)(1) trusts and taxable foundations only. Others enter -0-)		4	0
5		Tax based on investment income. Subtract line 4 from line 3. If zero or less, enter -0- . . . . .		5	11,099
6		Credits/Payments			
a		2014 estimated tax payments and 2013 overpayment credited to 2014	6a	13,500	
b		Exempt foreign organizations—tax withheld at source . . . . .	6b		
c		Tax paid with application for extension of time to file (Form 8868) . . . . .	6c	8,000	
d		Backup withholding erroneously withheld . . . . .	6d		
7		Total credits and payments. Add lines 6a through 6d. . . . .		7	21,500
8		Enter any penalty for underpayment of estimated tax. Check here <input type="checkbox"/> if Form 2220 is attached.		8	
9		Tax due. If the total of lines 5 and 8 is more than line 7, enter amount owed . . . . .		9	
10		Overpayment. If line 7 is more than the total of lines 5 and 8, enter the amount overpaid. . . . .		10	10,401
11		Enter the amount of line 10 to be Credited to 2015 estimated tax <input type="checkbox"/> 10,401 Refunded <input type="checkbox"/>		11	0

Part VII-A

Statements Regarding Activities

1a		During the tax year, did the foundation attempt to influence any national, state, or local legislation or did it participate or intervene in any political campaign? . . . . .		1a	Yes	No
b		Did it spend more than \$100 during the year (either directly or indirectly) for political purposes (see Instructions for definition)? . . . . . <i>If the answer is "Yes" to 1a or 1b, attach a detailed description of the activities and copies of any materials published or distributed by the foundation in connection with the activities.</i>		1b		No
c		Did the foundation file Form 1120-POL for this year? . . . . .		1c		No
d		Enter the amount (if any) of tax on political expenditures (section 4955) imposed during the year: (1) On the foundation <input type="checkbox"/> \$ 0 (2) On foundation managers <input type="checkbox"/> \$ 0				
e		Enter the reimbursement (if any) paid by the foundation during the year for political expenditure tax imposed on foundation managers <input type="checkbox"/> \$ 0				
2		Has the foundation engaged in any activities that have not previously been reported to the IRS? . . . . . <i>If "Yes," attach a detailed description of the activities.</i>		2		No
3		Has the foundation made any changes, not previously reported to the IRS, in its governing instrument, articles of incorporation, or bylaws, or other similar instruments? <i>If "Yes," attach a conformed copy of the changes.</i> . . . . .		3		No
4a		Did the foundation have unrelated business gross income of \$1,000 or more during the year? . . . . .		4a		No
b		If "Yes," has it filed a tax return on Form 990-T for this year? . . . . .		4b		
5		Was there a liquidation, termination, dissolution, or substantial contraction during the year? . . . . . <i>If "Yes," attach the statement required by General Instruction T.</i>		5		No
6		Are the requirements of section 508(e) (relating to sections 4941 through 4945) satisfied either: • By language in the governing instrument, or • By state legislation that effectively amends the governing instrument so that no mandatory directions that conflict with the state law remain in the governing instrument? . . . . .		6	Yes	
7		Did the foundation have at least \$5,000 in assets at any time during the year? <i>If "Yes," complete Part II, col. (c), and Part XV.</i> . . . . .		7	Yes	
8a		Enter the states to which the foundation reports or with which it is registered (see instructions) <input type="checkbox"/> IN				
b		If the answer is "Yes" to line 7, has the foundation furnished a copy of Form 990-PF to the Attorney General (or designate) of each state as required by General Instruction G? <i>If "No," attach explanation.</i> . . . . .		8b	Yes	
9		Is the foundation claiming status as a private operating foundation within the meaning of section 4942(j)(3) or 4942(j)(5) for calendar year 2014 or the taxable year beginning in 2014 (see instructions for Part XIV)? <i>If "Yes," complete Part XIV.</i> . . . . .		9		No
10		Did any persons become substantial contributors during the tax year? <i>If "Yes," attach a schedule listing their names and addresses.</i> . . . . .		10		No

Part VII-A

Statements Regarding Activities *(continued)*

11	At any time during the year, did the foundation, directly or indirectly, own a controlled entity within the meaning of section 512(b)(13)? If "Yes," attach schedule (see instructions).	11		No
12	Did the foundation make a distribution to a donor advised fund over which the foundation or a disqualified person had advisory privileges? If "Yes," attach statement (see instructions)	12		No
13	Did the foundation comply with the public inspection requirements for its annual returns and exemption application?	13	Yes	
Website address ▶CARDVENT.COM				
14	The books are in care of ▶JOHN F ACKERMANTelephone no ▶(317) 663-0205 Located at ▶280 EAST 96TH STREET NO 350 INDIANAPOLIS INZIP +4 ▶46240			
15	Section 4947(a)(1) nonexempt charitable trusts filing Form 990-PF in lieu of <b>Form 1041</b> —Check here . . . . . ▶ <input type="checkbox"/> and enter the amount of tax-exempt interest received or accrued during the year . . . . . ▶	15		
16	At any time during calendar year 2014, did the foundation have an interest in or a signature or other authority over a bank, securities, or other financial account in a foreign country?  See instructions for exceptions and filing requirements for FinCEN Form 114, Report of Foreign Bank and Financial Accounts (FBAR) If "Yes", enter the name of the foreign country ▶	16	Yes	No

Part VII-B

Statements Regarding Activities for Which Form 4720 May Be Required

File Form 4720 if any item is checked in the "Yes" column, unless an exception applies.			Yes	No
1a	During the year did the foundation (either directly or indirectly) (1) Engage in the sale or exchange, or leasing of property with a disqualified person? <input type="checkbox"/> Yes <input checked="" type="checkbox"/> No (2) Borrow money from, lend money to, or otherwise extend credit to (or accept it from) a disqualified person?. . . . . <input type="checkbox"/> Yes <input checked="" type="checkbox"/> No (3) Furnish goods, services, or facilities to (or accept them from) a disqualified person? <input type="checkbox"/> Yes <input checked="" type="checkbox"/> No (4) Pay compensation to, or pay or reimburse the expenses of, a disqualified person? <input type="checkbox"/> Yes <input checked="" type="checkbox"/> No (5) Transfer any income or assets to a disqualified person (or make any of either available for the benefit or use of a disqualified person)?. . . . . <input type="checkbox"/> Yes <input checked="" type="checkbox"/> No (6) Agree to pay money or property to a government official? ( <b>Exception.</b> Check "No" if the foundation agreed to make a grant to or to employ the official for a period after termination of government service, if terminating within 90 days ). . . . . <input type="checkbox"/> Yes <input checked="" type="checkbox"/> No			
b	If any answer is "Yes" to 1a(1)–(6), did <b>any</b> of the acts fail to qualify under the exceptions described in Regulations section 53.4941(d)-3 or in a current notice regarding disaster assistance (see instructions)? . . . . . <input type="checkbox"/> No Organizations relying on a current notice regarding disaster assistance check here. . . . . ▶ <input type="checkbox"/>	1b		No
c	Did the foundation engage in a prior year in any of the acts described in 1a, other than excepted acts, that were not corrected before the first day of the tax year beginning in 2014?. . . . . <input type="checkbox"/>	1c		No
2	Taxes on failure to distribute income (section 4942) (does not apply for years the foundation was a private operating foundation defined in section 4942(j)(3) or 4942(j)(5))			
a	At the end of tax year 2014, did the foundation have any undistributed income (lines 6d and 6e, Part XIII) for tax year(s) beginning before 2014?. . . . . <input type="checkbox"/> Yes <input checked="" type="checkbox"/> No If "Yes," list the years ▶ 20____, 20____, 20____, 20____			
b	Are there any years listed in 2a for which the foundation is <b>not</b> applying the provisions of section 4942(a)(2) (relating to incorrect valuation of assets) to the year's undistributed income? (If applying section 4942(a)(2) to <b>all</b> years listed, answer "No" and attach statement—see instructions ). . . . . <input type="checkbox"/>	2b		
c	If the provisions of section 4942(a)(2) are being applied to <b>any</b> of the years listed in 2a, list the years here ▶ 20____, 20____, 20____, 20____			
3a	Did the foundation hold more than a 2% direct or indirect interest in any business enterprise at any time during the year?. . . . . <input type="checkbox"/> Yes <input checked="" type="checkbox"/> No			
b	If "Yes," did it have excess business holdings in 2014 as a result of (1) any purchase by the foundation or disqualified persons after May 26, 1969, (2) the lapse of the 5-year period (or longer period approved by the Commissioner under section 4943(c)(7)) to dispose of holdings acquired by gift or bequest, or (3) the lapse of the 10-, 15-, or 20-year first phase holding period? ( <i>Use Schedule C, Form 4720, to determine if the foundation had excess business holdings in 2014.</i> ). . . . . <input type="checkbox"/>	3b		
4a	Did the foundation invest during the year any amount in a manner that would jeopardize its charitable purposes?	4a		No
b	Did the foundation make any investment in a prior year (but after December 31, 1969) that could jeopardize its charitable purpose that had not been removed from jeopardy before the first day of the tax year beginning in 2014?	4b		No

Part VII-B

Statements Regarding Activities for Which Form 4720 May Be Required (continued)

5a	During the year did the foundation pay or incur any amount to			
	(1) Carry on propaganda, or otherwise attempt to influence legislation (section 4945(e))?	<input type="checkbox"/> Yes	<input checked="" type="checkbox"/> No	
	(2) Influence the outcome of any specific public election (see section 4955), or to carry on, directly or indirectly, any voter registration drive?	<input type="checkbox"/> Yes	<input checked="" type="checkbox"/> No	
	(3) Provide a grant to an individual for travel, study, or other similar purposes?	<input type="checkbox"/> Yes	<input checked="" type="checkbox"/> No	
	(4) Provide a grant to an organization other than a charitable, etc , organization described in section 4945(d)(4)(A)? (see instructions).	<input type="checkbox"/> Yes	<input checked="" type="checkbox"/> No	
	(5) Provide for any purpose other than religious, charitable, scientific, literary, or educational purposes, or for the prevention of cruelty to children or animals?	<input type="checkbox"/> Yes	<input checked="" type="checkbox"/> No	
b	If any answer is "Yes" to 5a(1)–(5), did <b>any</b> of the transactions fail to qualify under the exceptions described in Regulations section 53.4945 or in a current notice regarding disaster assistance (see instructions)?		5b	
	Organizations relying on a current notice regarding disaster assistance check here.	<input checked="" type="checkbox"/>		
c	If the answer is "Yes" to question 5a(4), does the foundation claim exemption from the tax because it maintained expenditure responsibility for the grant?	<input type="checkbox"/> Yes	<input type="checkbox"/> No	
	If "Yes," attach the statement required by Regulations section 53.4945–5(d).			
6a	Did the foundation, during the year, receive any funds, directly or indirectly, to pay premiums on a personal benefit contract?	<input type="checkbox"/> Yes	<input checked="" type="checkbox"/> No	
b	Did the foundation, during the year, pay premiums, directly or indirectly, on a personal benefit contract?		6b	No
	If "Yes" to 6b, file Form 8870.			
7a	At any time during the tax year, was the foundation a party to a prohibited tax shelter transaction?	<input type="checkbox"/> Yes	<input checked="" type="checkbox"/> No	
b	If yes, did the foundation receive any proceeds or have any net income attributable to the transaction?		7b	

Part VIII

Information About Officers, Directors, Trustees, Foundation Managers, Highly Paid Employees, and Contractors

1 List all officers, directors, trustees, foundation managers and their compensation (see instructions).				
(a) Name and address	(b) Title, and average hours per week devoted to position	(c) Compensation (If not paid, enter -0-)	(d) Contributions to employee benefit plans and deferred compensation	(e) Expense account, other allowances
JOHN F ACKERMAN	TRUSTEE	0	0	0
280 EAST 96TH STREET	0 00			
INDIANAPOLIS,IN 46240				
2 Compensation of five highest-paid employees (other than those included on line 1—see instructions). If none, enter "NONE."				
(a) Name and address of each employee paid more than \$50,000	(b) Title, and average hours per week devoted to position	(c) Compensation	(d) Contributions to employee benefit plans and deferred compensation	(e) Expense account, other allowances
NONE				
Total number of other employees paid over \$50,000.				0

Part VIII

Information About Officers, Directors, Trustees, Foundation Managers, Highly Paid Employees, and Contractors (continued)

3 Five highest-paid independent contractors for professional services (see instructions). If none, enter "NONE".		
(a) Name and address of each person paid more than \$50,000	(b) Type of service	(c) Compensation
NONE		
Total number of others receiving over \$50,000 for professional services. . . . .		0

Part IX-A

Summary of Direct Charitable Activities

List the foundation's four largest direct charitable activities during the tax year. Include relevant statistical information such as the number of organizations and other beneficiaries served, conferences convened, research papers produced, etc	Expenses
1	
2	
3	
4	

Part IX-B

Summary of Program-Related Investments (see instructions)

Describe the two largest program-related investments made by the foundation during the tax year on lines 1 and 2	Amount
1	
2	
All other program-related investments. See instructions.	
3	
Total. Add lines 1 through 3. . . . .	0



Part X

Minimum Investment Return (All domestic foundations must complete this part. Foreign foundations, see instructions.)

1	Fair market value of assets not used (or held for use) directly in carrying out charitable, etc , purposes		
a	Average monthly fair market value of securities. . . . .	1a	8,595,681
b	Average of monthly cash balances. . . . .	1b	372,213
c	Fair market value of all other assets (see instructions). . . . .	1c	108,342
d	Total (add lines 1a, b, and c). . . . .	1d	9,076,236
e	Reduction claimed for blockage or other factors reported on lines 1a and 1c (attach detailed explanation). . . . .	1e	0
2	Acquisition indebtedness applicable to line 1 assets. . . . .	2	0
3	Subtract line 2 from line 1d. . . . .	3	9,076,236
4	Cash deemed held for charitable activities Enter 1 1/2% of line 3 (for greater amount, see instructions). . . . .	4	136,144
5	Net value of noncharitable-use assets. Subtract line 4 from line 3 Enter here and on Part V, line 4	5	8,940,092
6	Minimum investment return. Enter 5% of line 5. . . . .	6	447,005

Part XI

Distributable Amount (see instructions) (Section 4942(j)(3) and (j)(5) private operating foundations and certain foreign organizations check here ☐ and do not complete this part.)

1	Minimum investment return from Part X, line 6. . . . .	1	447,005
2a	Tax on investment income for 2014 from Part VI, line 5. . . . .	2a	11,099
b	Income tax for 2014 (This does not include the tax from Part VI ). . . . .	2b	
c	Add lines 2a and 2b. . . . .	2c	11,099
3	Distributable amount before adjustments Subtract line 2c from line 1. . . . .	3	435,906
4	Recoveries of amounts treated as qualifying distributions. . . . .	4	0
5	Add lines 3 and 4. . . . .	5	435,906
6	Deduction from distributable amount (see instructions). . . . .	6	0
7	Distributable amount as adjusted Subtract line 6 from line 5 Enter here and on Part XIII, line 1. . . . .	7	435,906

Part XII

Qualifying Distributions (see instructions)

1	Amounts paid (including administrative expenses) to accomplish charitable, etc , purposes		
a	Expenses, contributions, gifts, etc —total from Part I, column (d), line 26. . . . .	1a	419,823
b	Program-related investments—total from Part IX-B. . . . .	1b	0
2	Amounts paid to acquire assets used (or held for use) directly in carrying out charitable, etc , purposes. . . . .	2	
3	Amounts set aside for specific charitable projects that satisfy the		
a	Suitability test (prior IRS approval required). . . . .	3a	
b	Cash distribution test (attach the required schedule). . . . .	3b	
4	Qualifying distributions. Add lines 1a through 3b Enter here and on Part V, line 8, and Part XIII, line 4	4	419,823
5	Foundations that qualify under section 4940(e) for the reduced rate of tax on net investment income Enter 1% of Part I, line 27b (see instructions). . . . .	5	0
6	Adjusted qualifying distributions. Subtract line 5 from line 4. . . . .	6	419,823
Note: The amount on line 6 will be used in Part V, column (b), in subsequent years when calculating whether the foundation qualifies for the section 4940(e) reduction of tax in those years			

Part XIII

Undistributed Income (see instructions)

	(a) Corpus	(b) Years prior to 2013	(c) 2013	(d) 2014
1 Distributable amount for 2014 from Part XI, line 7				435,906
2 Undistributed income, if any, as of the end of 2014				
a Enter amount for 2013 only. . . . .			418,340	
b Total for prior years 20____, 20____, 20____		0		
3 Excess distributions carryover, if any, to 2014				
a From 2009. . . . .				
b From 2010. . . . .				
c From 2011. . . . .				
d From 2012. . . . .				
e From 2013. . . . .				
f Total of lines 3a through e. . . . .	0			
4 Qualifying distributions for 2014 from Part XII, line 4 ▶ \$ 419,823				
a Applied to 2013, but not more than line 2a			418,340	
b Applied to undistributed income of prior years (Election required—see instructions). . . . .		0		
c Treated as distributions out of corpus (Election required—see instructions). . . . .	0			
d Applied to 2014 distributable amount. . . . .				1,483
e Remaining amount distributed out of corpus	0			
5 Excess distributions carryover applied to 2014 (If an amount appears in column (d), the same amount must be shown in column (a).)	0			0
6 Enter the net total of each column as indicated below:				
a Corpus Add lines 3f, 4c, and 4e Subtract line 5	0			
b Prior years' undistributed income Subtract line 4b from line 2b. . . . .		0		
c Enter the amount of prior years' undistributed income for which a notice of deficiency has been issued, or on which the section 4942(a) tax has been previously assessed. . . . .		0		
d Subtract line 6c from line 6b Taxable amount—see instructions . . . . .		0		
e Undistributed income for 2013 Subtract line 4a from line 2a Taxable amount—see instructions . . . . .			0	
f Undistributed income for 2014 Subtract lines 4d and 5 from line 1 This amount must be distributed in 2015 . . . . .				434,423
7 Amounts treated as distributions out of corpus to satisfy requirements imposed by section 170(b)(1)(F) or 4942(g)(3) (Election may be required - see instructions). . . . .	0			
8 Excess distributions carryover from 2009 not applied on line 5 or line 7 (see instructions). . . .	0			
9 Excess distributions carryover to 2015. Subtract lines 7 and 8 from line 6a . . . . .	0			
10 Analysis of line 9				
a Excess from 2010. . . .				
b Excess from 2011. . . .				
c Excess from 2012. . . .				
d Excess from 2013. . . .				
e Excess from 2014. . . .				

If the foundation has received a ruling or determination letter that it is a private operating foundation, and the ruling is effective for 2014, enter the date of the ruling. . . . .

	Tax year	Prior 3 years			(e) Total
	(a) 2014	(b) 2013	(c) 2012	(d) 2011	
Enter the lesser of the adjusted net income from Part I or the minimum investment return from Part X for each year listed . . . . .					
85% of line 2a . . . . .					
Qualifying distributions from Part XII, line 4 for each year listed . . . . .					
Amounts included in line 2c not used directly for active conduct of exempt activities . . . . .					
Qualifying distributions made directly for active conduct of exempt activities Subtract line 2d from line 2c . . . . .					
Complete 3a, b, or c for the alternative test relied upon					
"Assets" alternative test—enter					
(1) Value of all assets . . . . .					
(2) Value of assets qualifying under section 4942(j)(3)(B)(i)					
"Endowment" alternative test— enter 2/3 of minimum investment return shown in Part X, line 6 for each year listed. . . . .					
"Support" alternative test—enter					
(1) Total support other than gross investment income (interest, dividends, rents, payments on securities loans (section 512(a)(5)), or royalties) . . . . .					
(2) Support from general public and 5 or more exempt organizations as provided in section 4942(j)(3)(B)(iii). . . . .					
(3) Largest amount of support from an exempt organization					
(4) Gross investment income					

## 1 Information Regarding Foundation Managers:

JOHN F ACKERMAN

• List any managers of the foundation who own 10% or more of the stock of a corporation (or an equally large portion of the ownership of a partnership or other entity) of which the foundation has a 10% or greater interest

**2 Information Regarding Contribution, Grant, Gift, Loan, Scholarship, etc., Programs:**

Check here ☐ if the foundation only makes contributions to preselected charitable organizations and does not accept unsolicited requests for funds. If the foundation makes gifts, grants, etc. (see instructions) to individuals or organizations under other conditions, complete items 2a, b, c, and d.

**a** The name, address, and telephone number or e-mail address of the person to whom applications should be addressed

JOHN F ACKERMAN  
280 EAST 96TH STREET SUITE 350  
INDIANAPOLIS, IN 46240  
(317) 663-0205

**b** The form in which applications should be submitted and information and materials they should include

MONEY REQUESTED AND PURPOSE FOR WHICH MONEY IS TO BE USED

**c** Any submission deadlines

NONE	
<b>d</b>	Any restrictions or limitations on awards, such as by geographical areas, charitable fields, kinds of institutions, or other factors

IT IS CURRENTLY ANTICIPATED THAT THE ORGANIZATION WILL FOCUS ITS EFFORTS IN AREAS OF SCIENTIFIC AND MEDICAL RESEARCH, CARE, INCLUDING HOUSING FOR THE AGED AND GIFTS TO ENTITIES SUCH AS MUSEUMS, ZOOS, THE UNITED WAY AND THE RED CROSS. THE ORGANIZATION MAY ALSO, IN THE FUTURE, IMPLEMENT A SCHOLARSHIP PROGRAM, ALTHOUGH, NO SUCH PROGRAM IS PLANNED AT THIS TIME.

Part XV

Supplementary Information (continued)

3 Grants and Contributions Paid During the Year or Approved for Future Payment

Recipient	If recipient is an individual, show any relationship to any foundation manager or substantial contributor	Foundation status of recipient	Purpose of grant or contribution	Amount
Name and address (home or business)				
a Paid during the year See Additional Data Table				
Total . . . . .			3a	419,823
b Approved for future payment				
Total . . . . .			3b	0

Enter gross amounts unless otherwise indicated

## Part XVI-B Relationship of Activities to the Accomplishment of Exempt Purposes

Form **990-PF** (2014)

<b>1</b> Did the organization directly or indirectly engage in any of the following with any other organization described in section 501(c) of the Code (other than section 501(c)(3) organizations) or in section 527, relating to political organizations?			<b>Yes</b>	<b>No</b>
<b>a</b> Transfers from the reporting foundation to a noncharitable exempt organization of				
<b>(1)</b> Cash.		<b>1a(1)</b>		<b>No</b>
<b>(2)</b> Other assets.		<b>1a(2)</b>		<b>No</b>
<b>b</b> Other transactions				
<b>(1)</b> Sales of assets to a noncharitable exempt organization.		<b>1b(1)</b>		<b>No</b>
<b>(2)</b> Purchases of assets from a noncharitable exempt organization.		<b>1b(2)</b>		<b>No</b>
<b>(3)</b> Rental of facilities, equipment, or other assets.		<b>1b(3)</b>		<b>No</b>
<b>(4)</b> Reimbursement arrangements.		<b>1b(4)</b>		<b>No</b>
<b>(5)</b> Loans or loan guarantees.		<b>1b(5)</b>		<b>No</b>
<b>(6)</b> Performance of services or membership or fundraising solicitations.		<b>1b(6)</b>		<b>No</b>
<b>c</b> Sharing of facilities, equipment, mailing lists, other assets, or paid employees.		<b>1c</b>		<b>No</b>
<b>d</b> If the answer to any of the above is "Yes," complete the following schedule. Column <b>(b)</b> should always show the fair market value of the goods, other assets, or services given by the reporting foundation. If the foundation received less than fair market value in any transaction or sharing arrangement, show in column <b>(d)</b> the value of the goods, other assets, or services received				



[illegible]

**2a** Is the foundation directly or indirectly affiliated with, or related to, one or more tax-exempt organizations described in section 501(c) of the Code (other than section 501(c)(3)) or in section 527? . . . . ☐ Yes ☒ No

b If "Yes," complete the following schedule		
(a) Name of organization	(b) Type of organization	(c) Description of relationship

Under penalties of perjury, I declare that I have examined this return, including accompanying schedules and statements, and to the best of my knowledge and belief, it is true, correct, and complete. Declaration of preparer (other than taxpayer) is based on all information of which preparer has any knowledge.

**Sign Here**

 Signature of officer or trustee	2015-08-05 <hr style="width: 100%; border: 0.5px solid black;"/> Date	 Title
--	--	--

May the IRS discuss this return with the preparer shown below (see instr )? ☒ Yes ☐ No

<b>Paid Preparer Use Only</b>	Print/Type preparer's name STEVEN A WARNER	Preparer's Signature	Date 2015-08-05	Check if self-employed <input checked="" type="checkbox"/>	PTIN P00369624
	Firm's name <input checked="" type="checkbox"/> KSM BUSINESS SERVICES INC			Firm's EIN <input checked="" type="checkbox"/> 35-2123203	
	Firm's address <input checked="" type="checkbox"/> PO BOX 40857 INDIANAPOLIS, IN 462400857			Phone no (317) 580-2000	

Form 990PF Part IV - Capital Gains and Losses for Tax on Investment Income - Columns a - d

(a) List and describe the kind(s) of property sold (e g , real estate, 2-story brick warehouse, or common stock, 200 shs MLC Co )	(b) How acquired P—Purchase D—Donation	(c) Date acquired (mo , day, yr )	(d) Date sold (mo , day, yr )
FROM HKW	P	2013-01-01	2014-12-31
FROM CV FUND	P	2013-01-01	2014-12-31
GOLDMAN 67805-8	P	2014-06-30	2014-12-31
GOLDMAN 67805-8	P	2013-01-01	2014-12-31
GOLDMAN 45220-7	P	2014-06-01	2014-12-31
XEROX CORPORATION	P	2012-09-17	2014-05-15
HEWLETT-PACKARD COMPANY		2012-09-17	2014-12-19
THE WALT DISNEY COMPANY	P	2013-11-19	2014-12-19
JP MORGAN CHASE & CO LINKED TO CUSTOM ITALY BASKET	P	2014-06-26	2014-08-14
GOLDMAN 67910-6	P	2013-01-01	2014-12-31

Form 990PF Part IV - Capital Gains and Losses for Tax on Investment Income - Columns e - h

(e) Gross sales price	(f) Depreciation allowed (or allowable)	(g) Cost or other basis plus expense of sale	(h) Gain or (loss) (e) plus (f) minus (g)
4,874			4,874
332			332
498,258		461,509	36,749
1,584,229		1,358,830	225,399
89,420		8,723	80,697
50,000		55,645	-5,645
51,338		51,612	-274
50,802		48,969	1,833
78,471		89,460	-10,989
102,891		74,646	28,245

Form 990PF Part IV - Capital Gains and Losses for Tax on Investment Income - Columns i - l

Complete only for assets showing gain in column (h) and owned by the foundation on 12/31/69			(l) Gains (Col (h) gain minus col (k), but not less than -0-) or Losses (from col (h))
(i) F M V as of 12/31/69	(j) Adjusted basis as of 12/31/69	(k) Excess of col (i) over col (j), if any	
			4,874
			332
			36,749
			225,399
			80,697
			-5,645
			-274
			1,833
			-10,989
			28,245

Form 990PF Part IV - Capital Gains and Losses for Tax on Investment Income - Columns a - d

(a) List and describe the kind(s) of property sold (e g , real estate, 2-story brick warehouse, or common stock, 200 shs MLC Co )	(b) How acquired P—Purchase D—Donation	(c) Date acquired (mo , day, yr )	(d) Date sold (mo , day, yr )
GS PROPRIETARY ACCESS FUND OFFSHORE LTD	P	2012-09-01	2014-10-01
CAPITAL GAINS DIVIDENDS	P		

Form 990PF Part IV - Capital Gains and Losses for Tax on Investment Income - Columns e - h


(e) Gross sales price	(f) Depreciation allowed (or allowable)	(g) Cost or other basis plus expense of sale	(h) Gain or (loss) (e) plus (f) minus (g)
846,676		750,000	96,676
7,876			7,876

Form 990PF Part IV - Capital Gains and Losses for Tax on Investment Income - Columns i - l


Complete only for assets showing gain in column (h) and owned by the foundation on 12/31/69			(l) Gains (Col (h) gain minus col (k), but not less than -0-) or Losses (from col (h))
(i) F M V as of 12/31/69	(j) Adjusted basis as of 12/31/69	(k) Excess of col (i) over col (j), if any	
			96,676
			7,876




Form 990PF Part XV Line 3 - Grants and Contributions Paid During the Year or Approved for Future Payment

Recipient	If recipient is an individual, show any relationship to any foundation manager or substantial contributor	Foundation status of recipient	Purpose of grant or contribution	Amount
Name and address (home or business)				
<b>a</b> <i>Paid during the year</i>				
BIG BROTHERS BIG SISTERS 2690 N MERIDIAN STE 150 INDIANAPOLIS,IN 46208		PC	GENERAL PURPOSES	10,000
BREBEUF JESUIT PREPARATORY SCHOOL 2801 W 86TH STREET INDIANAPOLIS,IN 46268		PC	GENERAL PURPOSES	12,500
CANCER SUPPORT COMMUNITY 5150 WEST 71ST STREET INDIANAPOLIS,IN 46268		PC	GENERAL PURPOSES	2,000
CENTER FOR LEADERSHIP DEVELOPMENT 2425 DR MARTIN LUTHER KING JR ST INDIANAPOLIS,IN 46208		PC	GENERAL PURPOSES	2,500
CENTRAL INDIANA COMMUNITY FOUNDATION 615 N ALABAMA ST SUITE 119 INDIANAPOLIS,IN 46204		PC	GENERAL PURPOSES	10,000
CHILDREN'S MUSEUM 3000 N MERIDIAN STREET INDIANAPOLIS,IN 46208		PC	GENERAL PURPOSES	7,500
CHILDREN'S THERAPLAY FOUNDATION 9919 TOWNE ROAD CARMEL,IN 46032		PC	GENERAL PURPOSES	3,000
CHRISTAMORE HOUSE 502 N TREMONT ST INDIANAPOLIS,IN 46222		PC	GENERAL PURPOSES	2,000
COLLEGE MENTORS 1060 N CAPITOL AVENUE SUIRE C430 INDIANAPOLIS,IN 46204		PC	GENERAL PURPOSES	15,000
CONNER PRAIRIE MUSEUM 13400 ALLISONVILLE ROAD FISHERS,IN 46038		PC	GENERAL PURPOSES	5,000
CROSSROADS OF AMERICA COUNCIL 7125 FALL CREEK ROAD NORTH INDIANAPOLIS,IN 46256		PC	GENERAL PURPOSES	1,500
DAMAR SERVICES 6067 DECATUR BLVD INDIANAPOLIS,IN 46241		PC	GENERAL PURPOSES	1,000
ESKENAZI HEALTH FOUNDATION 1001 W 10TH STREET INDIANAPOLIS,IN 46202		PC	GENERAL PURPOSES	5,000
FRIEDMAN FOUNDATION 1 AMERICAN SQ 1750 INDIANAPOLIS,IN 46282		PC	GENERAL PURPOSES	1,000
FRIENDS OF HOLLIDAY PARK 6363 SPRING MILL ROAD INDIANAPOLIS,IN 46260		PC	GENERAL PURPOSES	10,000
<b>Total . . . . .</b>  <b>3a</b>				419,823


Form 990PF Part XV Line 3 - Grants and Contributions Paid During the Year or Approved for Future Payment

Recipient	If recipient is an individual, show any relationship to any foundation manager or substantial contributor	Foundation status of recipient	Purpose of grant or contribution	Amount
Name and address (home or business)				
<b>a</b> <i>Paid during the year</i>				
GLEANERS FOOD BANK 3737 WALDEMERE AVE INDIANAPOLIS,IN 46241		PC	GENERAL PURPOSES	5,000
HEAD FOR THE CURE 2020 BALTIMORE AVENUE STE 201 KANSAS CITY,MO 64108		PC	GENERAL PURPOSES	1,000
HERITAGE CLASSIC FOUNDATION 8213 WINHAVEN CIRCLE INDIANAPOLIS,IN 46236		PC	GENERAL PURPOSES	1,000
INDIANA GOLF FOUNDATION PO BOX 516 FRANKLIN,IN 46131		PC	GENERAL PURPOSES	15,000
INDIANA HISTORICAL SOCIETY 450 W OHIO ST INDIANAPOLIS,IN 46202		PC	GENERAL PURPOSES	2,500
INDIANA REPERTORY THEATRE 140 W WASHINGTON ST INDIANAPOLIS,IN 46204		PC	GENERAL PURPOSES	2,500
INDIANAPOLIS CHILDREN'S CHOIR 4600 SUNSET AVENUE INDIANAPOLIS,IN 46208		PC	GENERAL PURPOSES	2,000
INDIANAPOLIS HEBREW CONGREGATION 6501 N MERIDIAN INDIANAPOLIS,IN 46260		PC	GENERAL PURPOSES	9,123
INDIANAPOLIS MUSEUM OF ART 4000 MICHIGAN RD INDIANAPOLIS,IN 46208		PC	GENERAL PURPOSES	2,500
INDIANAPOLIS SYMPHONY ORCHESTRA FOUNDATION 32 E WASHINGTON ST STE 600 INDIANAPOLIS,IN 46204		SO III FI	GENERAL PURPOSES	2,500
INDIANAPOLIS ZOO 1200 W WASHINGTON ST PO BOX 22309 INDIANAPOLIS,IN 46222		PC	GENERAL PURPOSES	25,000
JEWISH FEDERATION OF GREATER INDIANAPOLIS 6705 HOOVER RD INDIANAPOLIS,IN 46260		PC	GENERAL PURPOSES	50,000
JUNIOR ACHIEVEMENT 7435 N KEYSTONE AVE INDIANAPOLIS,IN 46240		PC	GENERAL PURPOSES	5,000
KIPP INDIANAPOLIS INC 3202 E 42ND ST INDIANAPOLIS,IN 46205		PC	GENERAL PURPOSES	2,500
LITTLE RED DOOR CANCER AGENCY 1801 NORTH MERIDIAN STREET INDIANAPOLIS,IN 46202		PC	GENERAL PURPOSES	2,000
<b>Total . . . . .</b>  <b>3a</b>				419,823

Form 990PF Part XV Line 3 - Grants and Contributions Paid During the Year or Approved for Future Payment

Recipient	If recipient is an individual, show any relationship to any foundation manager or substantial contributor	Foundation status of recipient	Purpose of grant or contribution	Amount
Name and address (home or business)				
<b>a</b> <i>Paid during the year</i>				
MARIAN UNIVERSITY 3200 COLD SPRING ROAD INDIANAPOLIS,IN 46222		PC	GENERAL PURPOSES	20,000
MDA 3300 EAST SUNRISE DRIVE TUCSON,AZ 85718		PC	GENERAL PURPOSES	10,000
METHODIST HEALTH FOUNDATION 1800 N CAPITOL AVE INDIANAPOLIS,IN 46202		SO I	GENERAL PURPOSES	5,000
NOBLE OF INDIANA 7701 EAST 21ST STREET INDIANAPOLIS,IN 46219		PC	GENERAL PURPOSES	2,000
OAKS ACADEMY 2301 N PARK AVE INDIANAPOLIS,IN 46205		PC	GENERAL PURPOSES	10,000
PPMD 1052 NORTH UNIVERSITY BLVD MIDDLETOWN,OH 45042		PC	GENERAL PURPOSES	25,000
PROVIDENCE CRISTO REY HIGH SCHOOL 75 N BELLEVIEW PLACE INDIANAPOLIS,IN 46222		PC	GENERAL PURPOSES	10,000
RILEY HOSPITAL FOR CHILDREN 702 BARNHILL DRIVE INDIANAPOLIS,IN 46202		PC	GENERAL PURPOSES	5,000
ST MARY'S CHILD CENTER 901 DR MARTIN LUTHER KING JR ST INDIANAPOLIS,IN 46202		SO I	GENERAL PURPOSES	2,000
SCHOOL ON WHEELS 2605 E 62ND ST NO 2005 INDIANAPOLIS,IN 46220		PC	GENERAL PURPOSES	5,000
SECOND HELPINGS 1121 SOUTHEASTERN AVE INDIANAPOLIS,IN 46202		PC	GENERAL PURPOSES	2,000
SHEPHERD COMMUNITY CENTER 4107 EAST WASHINGTON STREET INDIANAPOLIS,IN 46201		PC	GENERAL PURPOSES	9,700
SPECIAL OLYMPICS OF INDIANA 6100 W 96TH STREET STE 270 INDIANAPOLIS,IN 46278		PC	GENERAL PURPOSES	10,000
ST VINCENT HOSPITAL FOUNDATION 10330 N MERIDIAN ST NO 430N INDIANAPOLIS,IN 46290		SO I	GENERAL PURPOSES	10,000
STARFISH INITIATIVE 814 NORTH DELAWARE STREET STE A INDIANAPOLIS,IN 46204		PC	GENERAL PURPOSES	10,000
<b>Total . . . . .</b>  <b>3a</b>				419,823

Form 990PF Part XV Line 3 - Grants and Contributions Paid During the Year or Approved for Future Payment

Recipient	If recipient is an individual, show any relationship to any foundation manager or substantial contributor	Foundation status of recipient	Purpose of grant or contribution	Amount
Name and address (home or business)				
<b>a</b> <i>Paid during the year</i>				
TEACH FOR AMERICA 315 WEST 36TH ST 8TH FLOOR NEW YORK,NY 10018		PC	GENERAL PURPOSES	10,000
TEENWORKS 2820 N MERIDIAN ST SUITE 103 INDIANAPOLIS,IN 46208		PC	GENERAL PURPOSES	2,500
THE BOOTH TARKINGTON CIVIC THEATRE 3 CENTER GREEN SUITE 200 CARMEL,IN 46032		PC	GENERAL PURPOSES	5,000
TINDLEY ACCELERATED SCHOOLS INC 3960 MEADOWS DRIVE INDIANAPOLIS,IN 46205		PC	GENERAL PURPOSES	5,000
THE MIND TRUST 1630 N MERIDIAN ST RM 330 INDIANAPOLIS,IN 46202		SO I	GENERAL PURPOSES	10,000
UNITED WAY OF CENTRAL INDIANA 3901 N MERIDIAN STREET INDIANAPOLIS,IN 46208		PC	GENERAL PURPOSES	30,000
WFYI TELEPLEX 1630 N MERIDIAN ST INDIANAPOLIS,IN 46202		PC	GENERAL PURPOSES	1,000
YMCA 615 N ALABAMA ST STE 200 INDIANAPOLIS,IN 46204		SO I	GENERAL PURPOSES	5,000
<b>Total . . . . .</b>  <b>3a</b>				419,823

## TY 2014 Accounting Fees Schedule

**Name:** THE ACKERMAN FOUNDATION

**EIN:** 35-6567579

Category	Amount	Net Investment Income	Adjusted Net Income	Disbursements for Charitable Purposes
ACCOUNTING FEES	4,125	0		0

**TY 2014 Investments Corporate  
Stock Schedule**

**Name:** THE ACKERMAN FOUNDATION  
**EIN:** 35-6567579

Name of Stock	End of Year Book Value	End of Year Fair Market Value
CORPORATE INVESTMENTS	7,754,340	8,424,610

## TY 2014 Investments - Other Schedule

**Name:** THE ACKERMAN FOUNDATION

**EIN:** 35-6567579

Category / Item	Listed at Cost or FMV	Book Value	End of Year Fair Market Value
INVESTMENTS IN PARTNERSHIPS	AT COST	194,856	194,856

TY 2014 Other Assets Schedule

**Name:** THE ACKERMAN FOUNDATION

**EIN:** 35-6567579

Description	Beginning of Year - Book Value	End of Year - Book Value	End of Year - Fair Market Value
LIFE INSURANCE POLICIES	65,777	65,777	108,342



**TY 2014 Other Decreases Schedule****Name:** THE ACKERMAN FOUNDATION**EIN:** 35-6567579

Description	Amount
BOOK TAX DIFFERENCES FROM PASS-THROUGH ENTITIES	42,245
BOOK TAX DIFFERENCES FROM CAPITAL GAINS	6,441
BOOK TAX DIFFERENCES FROM INTEREST AND DIVIDENDS	2,546

**TY 2014 Other Expenses Schedule**

**Name:** THE ACKERMAN FOUNDATION

**EIN:** 35-6567579

Description	Revenue and Expenses per Books	Net Investment Income	Adjusted Net Income	Disbursements for Charitable Purposes
INVESTMENT EXPENSES	131,525	131,525		0

TY 2014 Other Income Schedule

**Name:** THE ACKERMAN FOUNDATION

**EIN:** 35-6567579

Description	Revenue And Expenses Per Books	Net Investment Income	Adjusted Net Income
CV FUND INVESTORS, LLC	23	23	23
HKW CAPITAL PARTNERS III-A LP	836	836	836

TY 2014 Other Increases Schedule

**Name:** THE ACKERMAN FOUNDATION

**EIN:** 35-6567579

Description	Amount
BOOK TAX DIFFERENCES FROM FOREIGN TAXES	4,375

**TY 2014 Taxes Schedule****Name:** THE ACKERMAN FOUNDATION**EIN:** 35-6567579

Category	Amount	Net Investment Income	Adjusted Net Income	Disbursements for Charitable Purposes
FOREIGN TAX	4,570	4,570		0
EXCISE TAX	9,051	0		0

The Ackerman Foundation  
Tax Year Ending Dec 31, 2014  
Attachment for Page 2, Part II, Lines 10b and 13, Column (c)

	Cost Basis	FMV
	<u>12/31/2014</u>	<u>12/31/2014</u>
Corporate Investments		
GS Bond Interest Receivable	\$ 990	\$ -
GS - Corp Fi	1,495,346	1,464,862
GS - Eagle	437,648	621,606
GS - Goas Put	(26,537)	(19,805)
GS - Tact Adv	5,846,893	6,357,947
Total Corporate Investments	<u>7,754,340</u>	<u>8,424,610</u>
Investment in Partnerships	<u>194,856</u>	<u>194,856</u>
Total Investments	<u>\$ 7,949,196</u>	<u>\$ 8,619,466</u>

August 4, 2015

J & J Advisors, Inc.  
280 East 96th Street, Ste 350  
Indianapolis, IN 46240

**Portfolio Statement**  
As of 12/31/2014

Foundation  
280 East 96th Street, Ste 350  
Indianapolis, IN 46240

Weight	Description	Quantity	Cost Basis	Unit Cost	Current Value	Current Price	Unrealized Gain (Loss)	% G/L	Current Yield
<b>Equities</b>									
0.1%	3M Company	<19> 50	4,631.50	92.630	8,216.00	164.320	3,584.50	77.4%	2.1%
0.1%	Altera Corp	<19> 275	10,207.63	37.119	10,158.50	36.940	(49.13)	-0.5%	1.9%
0.1%	Amazon.com, Inc.	<19> 20	5,987.05	299.353	6,207.00	310.350	219.95	3.7%	0.0%
0.1%	Anadarko Petroleum Corp	<19> 75	5,886.45	78.486	6,187.50	82.500	301.05	5.1%	1.3%
0.4%	AON PLC CMN	<19> 360	19,776.43	54.935	34,138.80	94.830	14,362.37	72.6%	1.1%
0.2%	Berkley W R Corp	<19> 275	10,265.50	37.329	14,096.50	51.260	3,831.00	37.3%	7.8%
0.4%	Berkshire Hathaway Cl B	<19> 250	21,176.80	84.707	37,537.50	150.150	16,360.70	77.3%	0.0%
0.4%	Citigroup, Inc.	<19> 600	29,013.13	48.355	32,466.00	54.110	3,452.87	11.9%	0.1%
0.3%	Coca Cola Co Delaware	<19> 525	19,951.91	38.004	22,165.50	42.220	2,213.59	11.1%	2.9%
0.2%	Comcast Corp New Cl A Spl	<19> 225	7,455.31	33.135	12,952.13	57.565	5,496.82	73.7%	1.6%
0.2%	Constellation Brands Inc	<19> 175	7,639.71	43.655	17,179.75	98.170	9,540.04	124.9%	1.3%
0.2%	Dish Network Corp Class A	<19> 250	9,790.77	39.163	18,222.50	72.890	8,431.73	86.1%	5.5%
0.3%	Ecolab Inc.	<19> 250	18,370.50	73.482	26,130.00	104.520	7,759.50	42.2%	1.3%
0.1%	Google Inc CL A	<19> 20	6,880.95	344.048	10,613.20	530.660	3,732.25	54.2%	0.0%
0.2%	Google Inc CL C	<19> 35	14,852.91	424.369	18,424.00	526.400	3,571.09	24.0%	0.0%
0.1%	J P Morgan Chase & Co.	<19> 100	6,072.72	60.727	6,258.00	62.580	185.28	3.1%	2.6%
0.4%	Liberty Global Inc Series C	<19> 800	20,776.12	25.970	38,648.00	48.310	17,871.88	86.0%	0.0%
0.4%	Microsoft Corp	<19> 750	22,258.87	29.678	34,837.50	46.450	12,578.63	56.5%	2.7%
0.2%	Mondelez International Inc	<19> 500	13,453.56	26.907	18,162.50	36.325	4,708.94	35.0%	1.7%
0.2%	Morgan Stanley Cmn	<19> 550	8,194.39	14.899	21,340.00	38.800	13,145.61	160.4%	1.0%
0.2%	Nestle S A Sponsored Amer	<19> 250	15,964.50	63.858	18,237.50	72.950	2,273.00	14.2%	13.3%
0.3%	Noble Energy Inc Cmn	<19> 525	24,339.92	46.362	24,900.75	47.430	560.83	2.3%	1.5%
0.6%	Oracle Corp.	<19> 1,075	34,570.55	32.159	48,342.75	44.970	13,772.20	39.8%	1.1%
0.2%	Pepsico Inc.	<19> 200	14,598.00	72.990	18,912.00	94.560	4,314.00	29.6%	2.8%
0.2%	Praxair Inc.	<19> 135	14,742.72	109.205	17,490.60	129.560	2,747.88	18.6%	2.0%
27.1%	Standard & Poors Dep Rcpts S	<18> 11,355	1,809,873.33	159.390	2,333,906.70	205.540	524,033.37	29.0%	2.2%
0.2%	Thermo Electron Corp	<19> 135	7,722.00	57.200	16,914.15	125.290	9,192.15	119.0%	0.5%
0.3%	Twenty-First Century Fox, Inc.	<19> 775	24,737.06	31.919	28,589.75	36.890	3,852.69	15.6%	1.4%
0.3%	UnitedHealth Group, Inc.	<19> 275	15,050.75	54.730	27,799.75	101.090	12,749.00	84.7%	1.5%
0.2%	Valeant Pharmaceuticals Intl	<19> 95	12,358.43	130.089	13,595.45	143.110	1,237.02	10.0%	0.0%
0.1%	Wal Mart Stores Inc.	<19> 150	10,921.50	72.810	12,882.00	85.880	1,960.50	18.0%	2.2%
34.4%			2,247,520.97		2,955,512.28		707,991.31	31.5%	2.1%
<b>Mutual Funds</b>									
7.2%	Credit Suisse Ag Linked to Bask	<18> 615,000	615,000.00	1.000	619,305.00	1.007	4,305.00	0.7%	0.0%
2.7%	GS Strategic Income Fund Instit	<18> 22,796.41	241,732.48	10.604	234,347.09	10.280	(7,385.39)	-3.1%	2.4%
6.1%	GS Tactical Tilt Implemenation	<18> 52,834.536	530,897.76	10.048	523,590.25	9.910	(7,307.51)	-1.4%	13.7%
7.8%	iShares Russell 2000 Index	<18> 5,584	612,851.75	109.751	667,958.08	119.620	55,106.33	9.0%	4.5%
8.7%	iShares Tr-Ishares MSCI EAFE I	<18> 12,344	804,574.85	65.179	751,008.96	60.840	(53,565.89)	-6.7%	11.5%
2.6%	SPDR DJ Wilshire International	<18> 5,420	215,465.93	39.754	225,309.40	41.570	9,843.47	4.6%	9.6%
5.0%	T. Rowe Price Funds Instl High	<18> 47,307.551	459,748.64	9.718	429,079.49	9.070	(30,669.15)	-6.7%	6.6%
4.2%	Vanguard MSCI Emerging Mar	<18> 9,107	380,736.50	41.807	364,462.14	40.020	(16,274.36)	-4.3%	5.2%
2.4%	Vanguard REIT Vlpers	<18> 2,580	176,011.20	68.221	208,980.00	81.000	32,968.80	18.7%	16.3%
46.8%			4,037,019.11		4,024,040.41		(12,978.70)	-0.3%	7.4%
<b>Fixed Income</b>									
0.6%	Air Lease Corporation 03/01/2020 4.75%	<20> 50,000	53,909.50	107.819	53,125.00	106.250	(784.50)	-1.5%	4.5%
0.6%	Bank of America Corporation 05/01/2018 5.65%	<20> 50,000	57,277.50	114.555	55,548.65	111.097	(1,728.85)	-3.0%	5.1%
0.6%	Cigna Corporation 11/15/2016 2.75%	<20> 50,000	52,426.00	104.852	51,343.45	102.687	(1,082.55)	-2.1%	2.7%
0.9%	ConocoPhillips Company 11/15/2024 3.35%	<20> 75,000	74,867.25	99.823	75,776.03	101.035	908.78	1.2%	3.3%
0.6%	DElphi Corporation 02/15/2023 5.00%	<20> 50,000	53,625.00	107.250	53,374.00	106.748	(251.00)	-0.5%	4.7%

**Portfolio Statement**  
As of 12/31/2014

## Foundation

Weight	Description	Quantity	Cost Basis	Unit Cost	Current Value	Current Price	Unrealized Gain (Loss)	% G/L	Current Yield
<b>Fixed Income</b>									
0.6%	Ebay Inc 08/01/2019 2.20%	<20> 50,000	49,407.50	98.815	49,491.60	98.983	84.10	0.2%	2.2%
0.7%	General Electric Capital Corp 02/11/2021 5.30%	<20> 50,000	57,253.50	114.507	57,099.35	114.199	(154.15)	-0.3%	4.6%
0.9%	Invesco Finance PLC 11/30/2022 3.125%	<20> 75,000	75,528.75	100.705	74,330.10	99.107	(1,198.65)	-1.6%	3.2%
0.6%	Kohl's Corporation 12/15/2017 6.25%	<20> 50,000	60,931.00	121.862	55,614.55	111.229	(5,316.45)	-8.7%	5.6%
0.6%	Lowes Companies, Inc 04/15/2020 4.625%	<20> 50,000	57,889.00	115.778	55,119.90	110.240	(2,769.10)	-4.8%	4.2%
0.9%	netApp Inc 06/15/2021 3.375%	<20> 75,000	75,487.50	100.650	75,195.38	100.261	(292.12)	-0.4%	3.4%
0.6%	Novartis Capital Corp 04/24/2020 4.40%	<20> 50,000	58,765.00	117.530	55,320.70	110.641	(3,444.30)	-5.9%	4.0%
0.7%	Philip Morris International Inc 05/16/2018 5.65%	<20> 50,000	60,898.00	121.796	56,331.35	112.663	(4,566.65)	-7.5%	5.0%
0.6%	Ralph Lauren Corp 09/26/2018 2.125%	<20> 50,000	50,297.50	100.595	50,365.30	100.731	67.80	0.1%	2.1%
0.6%	Simon Property Group LP 12/01/2021 4.125%	<20> 50,000	52,426.50	104.853	54,390.80	108.782	1,964.30	3.7%	3.8%
0.7%	Starwood Hotels & Resorts W 05/15/2018 6.75%	<20> 50,000	61,205.50	122.411	56,913.00	113.826	(4,292.50)	-7.0%	5.9%
0.6%	The McGraw Hill Cos Inc 11/15/2017 5.90%	<20> 50,000	59,408.50	118.817	54,330.80	108.662	(5,077.70)	-8.5%	5.4%
0.9%	Thermo Fisher Scientific Inc. 05/01/2015 3.20%	<20> 75,000	79,365.00	105.820	75,621.83	100.829	(3,743.17)	-4.7%	3.2%
0.6%	Time Warner Inc 03/15/2020 4.875%	<20> 50,000	57,950.00	115.900	55,016.50	110.033	(2,933.50)	-5.1%	4.4%
0.6%	Toyota Motor Credit Corp Mtn 10/05/2017 1.25%	<20> 50,000	49,971.00	99.942	49,850.75	99.702	(120.25)	-0.2%	1.3%
0.9%	United Health Group Inc 03/15/2023 2.875%	<20> 75,000	70,075.50	93.434	74,516.63	99.356	4,441.13	6.3%	2.9%
0.8%	Verizon Communications Inc. 11/01/2022 2.45%	<20> 75,000	66,927.75	89.237	70,369.50	93.826	3,441.75	5.1%	2.6%
0.7%	Viacom Inc 09/15/2019 5.625%	<20> 50,000	59,651.00	119.302	56,153.30	112.307	(3,497.70)	-5.9%	5.0%
0.6%	Walgreen Co 09/15/2022 3.10%	<20> 50,000	49,944.50	99.889	49,394.90	98.790	(549.60)	-1.1%	3.1%
0.6%	Westpac Banking Corporation 09/25/2015 1.125%	<20> 50,000	49,857.50	99.715	50,268.75	100.538	411.25	0.8%	1.1%
17.0%			1,495,345.75		1,464,862.12		(30,483.63)	-2.0%	3.7%
<b>Short Options</b>									
0.0%	XSP@188 01/17/2015 01/17/2015	<24> 21	(5,460.00)	-2.600	(735.00)	0.350	4,725.00	86.5%	
-0.1%	XSP@196 03/20/2015 03/20/2015	<24> 20	(6,060.20)	-3.030	(6,850.00)	3.425	(789.80)	-13.0%	
-0.1%	XSP@197 02/20/2015 02/20/2015	<24> 20	(6,140.00)	-3.070	(4,820.00)	2.410	1,320.00	21.5%	
0.0%	XSP@198 01/17/2015 01/17/2015	<24> 20	(4,936.60)	-2.468	(1,870.00)	0.935	3,066.60	62.1%	
-0.1%	XSP@199 02/20/2015 02/20/2015	<24> 20	(3,940.00)	-1.970	(5,530.00)	2.765	(1,590.00)	-40.4%	
-0.2%			(26,536.80)		(19,805.00)		6,731.80	25.4%	
<b>Cash and Money Funds</b>									
0.3%	CASH	<18>	29,726.34		29,726.34				0.0%
0.4%	CASH	<19>	31,490.83		31,490.83				0.0%
0.1%	CASH	<20>	9,690.68		9,690.68				0.0%
0.9%	CASH	<22>	76,914.82		76,914.82				0.0%



## Portfolio Statement

As of 12/31/2014

## Foundation

<u>Weight</u>	<u>Description</u>	<u>Quantity</u>	<u>Cost Basis</u>	<u>Unit Cost</u>	<u>Current Value</u>	<u>Current Price</u>	<u>Unrealized Gain (Loss)</u>	<u>% G/L</u>	<u>Current Yield</u>
Cash and Money Funds									
0.3%	CASH	<24>	28,819.53		28,819.53				0.0%
2.1%			176,642.20		176,642.20				0.0%
100.0%			7,929,991.23		8,601,252.01		671,260.78	8.5%	4.8%

Other investments	19,205	18,214
Total	7,949,196	8,619,466

**PROCEEDS FROM BROKER TRANSACTIONS (Continued)**

**SUBSTITUTE FORM 1099-B, OMB NO. 1545-0715**

Tax Year    Account No    Tax ID Number    Legal Name    Revised On  
**2014    020-67805-8    35-6567579    THE ACKERMAN FOUNDATION JOHN    Apr 01, 2015**

**LONG-TERM COVERED SECURITIES TRANSACTIONS: BASIS REPORTED TO THE IRS**

APPLICABLE CHECK BOX ON FORM 8949 CODE D

CUSIP number / Product Identifier	1c: Date sold or disposed	1d: Proceeds	1e: Cost or other basis	1f: Adjustment Code, if any <sup>1</sup>	1g: Adjustments	Gain or (Loss) <sup>2</sup>	1a: Description
Quantity	1b: Date acquired	6: Gross or Net Proceeds reported to IRS <sup>3</sup>	3: Basis reported to IRS	5: NonCovered security	2: Type of gain or loss	7: Loss not allowed based on amount in 1d	
38145N303 2.42	01/10/2014 08/31/2012	20.36 G	22.47 X		0.00 LONG-TERM	(2.11)	GS LOCAL EMERGING MARKETS DEBT FUND INSTITUTIONAL Exchange to 38145C646 DE DISCRETION EXERCISED
38145N303 27.34	01/10/2014 12/12/2012	230.51 G	268.08 X		0.00 LONG-TERM	(37.57)	GS LOCAL EMERGING MARKETS DEBT FUND INSTITUTIONAL Exchange to 38145C646 DE DISCRETION EXERCISED
38145N303 47.81	01/10/2014 12/12/2012	403.03 G	468.71 X		0.00 LONG-TERM	(65.68)	GS LOCAL EMERGING MARKETS DEBT FUND INSTITUTIONAL Exchange to 38145C646 DE DISCRETION EXERCISED
38145N303 65.83	01/10/2014 11/30/2012	554.98 G	637.52 X		0.00 LONG-TERM	(82.54)	GS LOCAL EMERGING MARKETS DEBT FUND INSTITUTIONAL Exchange to 38145C646 DE DISCRETION EXERCISED
38145N303 70.36	01/10/2014 12/31/2012	593.13 G	692.60 X		0.00 LONG-TERM	(99.47)	GS LOCAL EMERGING MARKETS DEBT FUND INSTITUTIONAL Exchange to 38145C646 DE DISCRETION EXERCISED
38145N303 70.93	01/10/2014 09/28/2012	597.90 G	677.60 X		0.00 LONG-TERM	(79.70)	GS LOCAL EMERGING MARKETS DEBT FUND INSTITUTIONAL Exchange to 38145C646 DE DISCRETION EXERCISED
38145N303 71.67	01/10/2014 10/31/2012	604.20 G	686.17 X		0.00 LONG-TERM	(81.97)	GS LOCAL EMERGING MARKETS DEBT FUND INSTITUTIONAL Exchange to 38145C646 DE DISCRETION EXERCISED
38145N303 16,677.39	01/10/2014 08/28/2012	140,590.35 G	155,329.23 X		0.00 LONG-TERM	(14,738.88)	GS LOCAL EMERGING MARKETS DEBT FUND INSTITUTIONAL Exchange to 38145C646 DE DISCRETION EXERCISED
78462F103 600.00	01/24/2014 08/28/2012	108,160.11 G	85,026.00 X		0.00 LONG-TERM	23,134.11	SPDR S&P 500 ETF TRUST AVG.PRICE IN ACCORD WITH THE CLIENT'S INSTRUCTIONS DE DISCRETION EXERCISED
78462F103 215.00	02/24/2014 08/28/2012	39,873.20 G	30,467.65 X		0.00 LONG-TERM	9,405.55	SPDR S&P 500 ETF TRUST DE DISCRETION EXERCISED
78462F103 450.00	05/14/2014 08/28/2012	85,282.11 G	63,769.50 X		0.00 LONG-TERM	21,512.61	SPDR S&P 500 ETF TRUST DE DISCRETION EXERCISED
77958B204 2,016.13	05/14/2014 08/28/2012	20,000.00 G	19,314.52 X		0.00 LONG-TERM	685.48	T ROWE PRICE FUNDS T ROWE PRICE INSTL HIGH YLD DE DISCRETION EXERCISED

PAGE 8 of 56



This is important tax information and is being furnished to the Internal Revenue Service (except as indicated). If you are required to file a return, a negligence penalty or other sanction may be imposed on you if this income is taxable and the IRS determines that it has not been reported.

<sup>1</sup> Shows W for wash sale, C for collectibles, or D for market discount.

<sup>2</sup> Gain or (Loss) information is provided for your information only. The Gain or (Loss) value may not sum due to rounding differences.

<sup>3</sup> Reported as Net proceeds (denoted by N) if adjusted for option premiums. Otherwise, reported as Gross proceeds (denoted by G).



**PROCEEDS FROM BROKER TRANSACTIONS (Continued)**  
**SUBSTITUTE FORM 1099-B, OMB NO. 1545-0715**

Tax Year    Account No    Tax ID Number    Legal Name    Revised On  
**2014    020-67805-8    35-6567579    THE ACKERMAN FOUNDATION JOHN    Apr 01, 2015**

**LONG-TERM COVERED SECURITIES TRANSACTIONS: BASIS REPORTED TO THE IRS**

APPLICABLE CHECK BOX ON FORM 8949: CODE D

CUSIP number / Product Identifier	1c: Date sold or disposed	1d: Proceeds	1e: Cost or other basis	1f: Adjustment Code, if any <sup>1</sup>	1g. Adjustments	Gain or (Loss) <sup>2</sup>	1a: Description
Quantity	1b: Date acquired	6: Gross or Net Proceeds reported to IRS <sup>3</sup>	3: Basis reported to IRS	5: NonCovered security	2: Type of gain or loss	7: Loss not allowed based on amount in 1d	
922042858 725.00	05/14/2014 08/28/2012	30,804.56 G	29,375.77 X		0 00 LONG-TERM	1,428.79	VANGUARD FTSE EMERGING MKTS ETF AVG PRICE IN ACCORD WITH THE CLIENT'S INSTRUCTIONS DE DISCRETION EXERCISED
78463X202 2,290.00	06/27/2014 04/08/2013	98,582.77 G	75,959.30 X		0 00 LONG-TERM	22,623.47	SPDR EURO STOXX 50 FD ETF AVG.PRICE IN ACCORD WITH THE CLIENT'S INSTRUCTIONS DE DISCRETION EXERCISED
38145C455 15.04	09/08/2014 03/28/2013	150.68 G	152.33 X		0 00 LONG-TERM	(1.65)	GS HIGH YIELD FLOATING RATE FUND INSTITUTIONAL DE DISCRETION EXERCISED
38145C455 43.83	09/08/2014 04/30/2013	439.19 G	445.32 X		0 00 LONG-TERM	(6.13)	GS HIGH YIELD FLOATING RATE FUND INSTITUTIONAL DE DISCRETION EXERCISED
38145C455 44.63	09/08/2014 06/28/2013	447.17 G	447.62 X		0.00 LONG-TERM	(0.45)	GS HIGH YIELD FLOATING RATE FUND INSTITUTIONAL DE DISCRETION EXERCISED
38145C455 47.08	09/08/2014 07/31/2013	471.76 G	476.00 X		0.00 LONG-TERM	(4.24)	GS HIGH YIELD FLOATING RATE FUND INSTITUTIONAL DE DISCRETION EXERCISED
38145C455 49.12	09/08/2014 08/30/2013	492.13 G	494.10 X		0.00 LONG-TERM	(1.97)	GS HIGH YIELD FLOATING RATE FUND INSTITUTIONAL DE DISCRETION EXERCISED
38145C455 50.25	09/08/2014 05/31/2013	503.50 G	508.53 X		0 00 LONG-TERM	(5.03)	GS HIGH YIELD FLOATING RATE FUND INSTITUTIONAL DE DISCRETION EXERCISED
38145C455 14,822.13	09/08/2014 03/19/2013	148,517.78 G	149,988.27 X		0 00 LONG-TERM	(1,470.49)	GS HIGH YIELD FLOATING RATE FUND INSTITUTIONAL DE DISCRETION EXERCISED
78464A797 1,500.00	09/08/2014 04/26/2013	49,089.86 G	39,399.60 X		0.00 LONG-TERM	9,690.26	SPDR S&P BANK ETF AVG PRICE IN ACCORD WITH THE CLIENT'S INSTRUCTIONS DE DISCRETION EXERCISED
81369Y803 2,575.00	09/08/2014 07/05/2013	103,694.50 G	79,953.75 X		0.00 LONG-TERM	23,740.75	TECHNOLOGY SELECT INDEX 'SPDR' AVG.PRICE IN ACCORD WITH THE CLIENT'S INSTRUCTIONS DE DISCRETION EXERCISED
464287465 8,950.00	10/23/2014 08/28/2012	553,231.12 G	466,561.71 X		0 00 LONG-TERM	86,669.41	ISHARES MSCI EAFE ETF AVG.PRICE IN ACCORD WITH THE CLIENT'S INSTRUCTIONS DE DISCRETION EXERCISED

PAGE 9 of 56



This is important tax information and is being furnished to the Internal Revenue Service (except as indicated). If you are required to file a return, a negligence penalty or other sanction may be imposed on you if this income is taxable and the IRS determines that it has not been reported.

<sup>1</sup> Shows W for wash sale, C for collectibles, or D for market discount

<sup>2</sup> Gain or (Loss) information is provided for your information only. The Gain or (Loss) value may not sum due to rounding differences

<sup>3</sup> Reported as Net proceeds (denoted by N) if adjusted for option premiums. Otherwise, reported as Gross proceeds (denoted by G).

**PROCEEDS FROM BROKER TRANSACTIONS (Continued)**

**SUBSTITUTE FORM 1099-B, OMB NO. 1545-0715**

Tax Year    Account No    Tax ID Number    Legal Name    Revised On  
**2014    020-67805-8    35-6567579    THE ACKERMAN FOUNDATION JOHN    Apr 01, 2015**

**LONG-TERM COVERED SECURITIES TRANSACTIONS: BASIS REPORTED TO THE IRS**

APPLICABLE CHECK BOX ON FORM 8949: CODE D

CUSIP number / Product Identifier	1c: Date sold or disposed	1d: Proceeds	1e: Cost or other basis	1f: Adjustment Code, if any <sup>1</sup>	1g: Adjustments	Gain or (Loss) <sup>2</sup>	1a: Description
Quantity	1b: Date acquired	6: Gross or Net Proceeds reported to IRS <sup>3</sup>	3: Basis reported to IRS	5: NonCovered security	2: Type of gain or loss	7: Loss not allowed based on amount in 1d	
78463X863 1,205.00	12/17/2014 08/28/2012	49,891.92 G	46,622.66 X		0.00 LONG-TERM	3,269.26	SPDR DJ WILSHIRE INTERNATIONAL REAL ESTATE ETF AVG PRICE IN ACCORD WITH THE CLIENT'S INSTRUCTIONS DE DISCRETION EXERCISED
78462F103 500.00	12/17/2014 08/28/2012	100,677.77 G	70,855.00 X		0.00 LONG-TERM	29,822.77	SPDR S&P 500 ETF TRUST AVG PRICE IN ACCORD WITH THE CLIENT'S INSTRUCTIONS DE DISCRETION EXERCISED
922908553 620.00	12/17/2014 08/28/2012	50,324.29 G	40,230.18 X		0.00 LONG-TERM	10,094.11	VANGUARD REIT INDEX FUND CMN AVG PRICE IN ACCORD WITH THE CLIENT'S INSTRUCTIONS DE DISCRETION EXERCISED
<b>ACCOUNT TOTAL (COVERED: LONG-TERM)</b>		<b>1,584,228.88</b>	<b>1,358,830.19</b>			<b>225,398.69</b>	



This is important tax information and is being furnished to the Internal Revenue Service (except as indicated). If you are required to file a return, a negligence penalty or other sanction may be imposed on you if this income is taxable and the IRS determines that it has not been reported.

<sup>1</sup> Shows W for wash sale, C for collectibles, or D for market discount.

<sup>2</sup> Gain or (Loss) information is provided for your information only. The Gain or (Loss) value may not sum due to rounding differences.

<sup>3</sup> Reported as Net proceeds (denoted by N) if adjusted for option premiums. Otherwise, reported as Gross proceeds (denoted by G).



**PROCEEDS FROM BROKER TRANSACTIONS (Continued)**

**SUBSTITUTE FORM 1099-B, OMB NO. 1545-0715**

Tax Year    Account No    Tax ID Number    Legal Name    Revised On  
**2014    020-67805-8    35-6567579    THE ACKERMAN FOUNDATION JOHN    Apr 01, 2015**

**SHORT-TERM COVERED SECURITIES TRANSACTIONS: BASIS REPORTED TO THE IRS**

APPLICABLE CHECK BOX ON FORM 8949: CODE A

CUSIP number / Product Identifier	1c: Date sold or disposed	1d: Proceeds	1e: Cost or other basis	1f: Adjustment Code, if any <sup>1</sup>	1g: Adjustments	Gain or (Loss) <sup>2</sup>	1a: Description
Quantity	1b: Date acquired	6: Gross or Net Proceeds reported to IRS <sup>3</sup>	3: Basis reported to IRS	5: NonCovered security	2: Type of gain or loss	7: Loss not allowed based on amount in 1d	
78464A797 1,500.00	01/03/2014 04/26/2013	49,283.14 G	39,399.60 X		0.00 SHORT-TERM	9,883.54	SPDR S&P BANK ETF AVG PRICE IN ACCORD WITH THE CLIENT'S INSTRUCTIONS DE DISCRETION EXERCISED
38145N303 65.17	01/10/2014 07/31/2013	549.35 G	573.70 X		0.00 SHORT-TERM	(24.35)	GS LOCAL EMERGING MARKETS DEBT FUND INSTITUTIONAL Exchange to 38145C646 DE DISCRETION EXERCISED
38145N303 65.19	01/10/2014 02/28/2013	549.57 G	639.79 X		0.00 SHORT-TERM	(90.22)	GS LOCAL EMERGING MARKETS DEBT FUND INSTITUTIONAL Exchange to 38145C646 DE DISCRETION EXERCISED
38145N303 65.62	01/10/2014 03/28/2013	553.21 G	636.14 X		0.00 SHORT-TERM	(82.93)	GS LOCAL EMERGING MARKETS DEBT FUND INSTITUTIONAL Exchange to 38145C646 DE DISCRETION EXERCISED
38145N303 66.53	01/10/2014 04/30/2013	560.87 G	666.25 X		0.00 SHORT-TERM	(105.38)	GS LOCAL EMERGING MARKETS DEBT FUND INSTITUTIONAL Exchange to 38145C646 DE DISCRETION EXERCISED
38145N303 67.01	01/10/2014 06/28/2013	564.86 G	592.58 X		0.00 SHORT-TERM	(27.72)	GS LOCAL EMERGING MARKETS DEBT FUND INSTITUTIONAL Exchange to 38145C646 DE DISCRETION EXERCISED
38145N303 68.50	01/10/2014 05/31/2013	577.45 G	636.62 X		0.00 SHORT-TERM	(59.17)	GS LOCAL EMERGING MARKETS DEBT FUND INSTITUTIONAL Exchange to 38145C646 DE DISCRETION EXERCISED
38145N303 68.57	01/10/2014 08/30/2013	578.02 G	571.42 X		0.00 SHORT-TERM	6.60	GS LOCAL EMERGING MARKETS DEBT FUND INSTITUTIONAL Exchange to 38145C646 DE DISCRETION EXERCISED
38145N303 70.17	01/10/2014 09/30/2013	591.54 G	607.94 X		0.00 SHORT-TERM	(16.40)	GS LOCAL EMERGING MARKETS DEBT FUND INSTITUTIONAL Exchange to 38145C646 DE DISCRETION EXERCISED
38145N303 76.53	01/10/2014 10/31/2013	645.18 G	677.62 X		0.00 SHORT-TERM	(32.44)	GS LOCAL EMERGING MARKETS DEBT FUND INSTITUTIONAL Exchange to 38145C646 DE DISCRETION EXERCISED
38145N303 77.29	01/10/2014 12/31/2013	651.53 G	653.36 X		0.00 SHORT-TERM	(1.83)	GS LOCAL EMERGING MARKETS DEBT FUND INSTITUTIONAL Exchange to 38145C646 DE DISCRETION EXERCISED
38145N303 77.81	01/10/2014 01/31/2013	655.92 G	771.37 X		0.00 SHORT-TERM	(115.45)	GS LOCAL EMERGING MARKETS DEBT FUND INSTITUTIONAL Exchange to 38145C646 DE DISCRETION EXERCISED

PAGE 11 of 56



This is important tax information and is being furnished to the Internal Revenue Service (except as indicated). If you are required to file a return, a negligence penalty or other sanction may be imposed on you if this income is taxable and the IRS determines that it has not been reported.

<sup>1</sup> Shows W for wash sale, C for collectibles, or D for market discount.

<sup>2</sup> Gain or (Loss) information is provided for your information only. The Gain or (Loss) value may not sum due to rounding differences.

<sup>3</sup> Reported as Net proceeds (denoted by N) if adjusted for option premiums. Otherwise, reported as Gross proceeds (denoted by G).

**PROCEEDS FROM BROKER TRANSACTIONS (Continued)**

**SUBSTITUTE FORM 1099-B, OMB NO. 1545-0715**

Tax Year    Account No    Tax ID Number    Legal Name    Revised On  
**2014    020-67805-8    35-6567579    THE ACKERMAN FOUNDATION JOHN    Apr 01, 2015**

**SHORT-TERM COVERED SECURITIES TRANSACTIONS: BASIS REPORTED TO THE IRS**

APPLICABLE CHECK BOX ON FORM 8949: CODE A

CUSIP number / Product Identifier	1c Date sold or disposed	1d. Proceeds	1e Cost or other basis	1f Adjustment Code, if any <sup>1</sup>	1g. Adjustments	Gain or (Loss) <sup>2</sup>	1a Description
Quantity	1b: Date acquired	6 Gross or Net Proceeds reported to IRS <sup>3</sup>	3: Basis reported to IRS	5: NonCovered security	2: Type of gain or loss	7: Loss not allowed based on amount in 1d	
38145N303 80 04	01/10/2014 11/29/2013	674.74 G	679.85 X		0 00 SHORT-TERM	(5 11)	GS LOCAL EMERGING MARKETS DEBT FUND INSTITUTIONAL Exchange to 38145C646 DE DISCRETION EXERCISED
464287655 500 00	01/24/2014 09/17/2013	56,784 01 G	52,817 75 X		0 00 SHORT-TERM	3,966 26	ISHARES RUSSELL 2000 ETF AVG PRICE IN ACCORD WITH THE CLIENT'S INSTRUCTIONS DE DISCRETION EXERCISED
78463X202 2,290.00	04/07/2014 04/08/2013	97,938 15 G	75,959 30 X		0 00 SHORT-TERM	21,978.85	SPDR EURO STOXX 50 FD ETF AVG.PRICE IN ACCORD WITH THE CLIENT'S INSTRUCTIONS DE DISCRETION EXERCISED
38145C455 1.81	09/08/2014 12/12/2013	18.13 G	18.25 X		0 00 SHORT-TERM	(0 12)	GS HIGH YIELD FLOATING RATE FUND INSTITUTIONAL DE DISCRETION EXERCISED
38145C455 12 66	09/08/2014 12/12/2013	126.87 G	127.76 X		0 00 SHORT-TERM	(0.89)	GS HIGH YIELD FLOATING RATE FUND INSTITUTIONAL DE DISCRETION EXERCISED
38145C455 43 71	09/08/2014 02/28/2014	437.98 G	441.48 X		0 00 SHORT-TERM	(3 50)	GS HIGH YIELD FLOATING RATE FUND INSTITUTIONAL DE DISCRETION EXERCISED
38145C455 44 65	09/08/2014 09/30/2013	447.41 G	448.31 X		0 00 SHORT-TERM	(0.90)	GS HIGH YIELD FLOATING RATE FUND INSTITUTIONAL DE DISCRETION EXERCISED
38145C455 45 55	09/08/2014 04/30/2014	456.37 G	458.19 X		0 00 SHORT-TERM	(1 82)	GS HIGH YIELD FLOATING RATE FUND INSTITUTIONAL DE DISCRETION EXERCISED
38145C455 45 70	09/08/2014 01/31/2014	457.89 G	461.55 X		0 00 SHORT-TERM	(3 66)	GS HIGH YIELD FLOATING RATE FUND INSTITUTIONAL DE DISCRETION EXERCISED
38145C455 45 83	09/08/2014 11/29/2013	459 17 G	462.37 X		0 00 SHORT-TERM	(3 20)	GS HIGH YIELD FLOATING RATE FUND INSTITUTIONAL DE DISCRETION EXERCISED
38145C455 45 87	09/08/2014 06/30/2014	459 58 G	462.79 X		0 00 SHORT-TERM	(3 21)	GS HIGH YIELD FLOATING RATE FUND INSTITUTIONAL DE DISCRETION EXERCISED
38145C455 46.52	09/08/2014 10/31/2013	466 10 G	469 36 X		0 00 SHORT-TERM	(3 26)	GS HIGH YIELD FLOATING RATE FUND INSTITUTIONAL DE DISCRETION EXERCISED



This is important tax information and is being furnished to the Internal Revenue Service (except as indicated). If you are required to file a return, a negligence penalty or other sanction may be imposed on you if this income is taxable and the IRS determines that it has not been reported.

<sup>1</sup> Shows W for wash sale, C for collectibles, or D for market discount.

<sup>2</sup> Gain or (Loss) information is provided for your information only. The Gain or (Loss) value may not sum due to rounding differences.

<sup>3</sup> Reported as Net proceeds (denoted by N) if adjusted for option premiums. Otherwise, reported as Gross proceeds (denoted by G).



Tax Year    Account No    Tax ID Number    Legal Name    Revised On  
2014    020-67805-8    35-6567579    THE ACKERMAN FOUNDATION JOHN    Apr 01, 2015

**PROCEEDS FROM BROKER TRANSACTIONS (Continued)**  
**SUBSTITUTE FORM 1099-B, OMB NO. 1545-0715**

**SHORT-TERM COVERED SECURITIES TRANSACTIONS: BASIS REPORTED TO THE IRS**

APPLICABLE CHECK BOX ON FORM 8949: CODE A

CUSIP number / Product Identifier	1c: Date sold or disposed	1d. Proceeds	1e: Cost or other basis	1f: Adjustment Code, if any <sup>1</sup>	1g: Adjustments	Gain or (Loss) <sup>2</sup>	1a: Description
Quantity	1b Date acquired	6: Gross or Net Proceeds reported to IRS <sup>3</sup>	3: Basis reported to IRS	5: NonCovered security	2: Type of gain or loss	7: Loss not allowed based on amount in 1d	
38145C455 47.13	09/08/2014 12/31/2013	472.22 G	475.99 X		0.00 SHORT-TERM	(3.77)	GS HIGH YIELD FLOATING RATE FUND INSTITUTIONAL DE DISCRETION EXERCISED
38145C455 47.50	09/08/2014 05/30/2014	475.98 G	478.36 X		0.00 SHORT-TERM	(2.38)	GS HIGH YIELD FLOATING RATE FUND INSTITUTIONAL DE DISCRETION EXERCISED
38145C455 47.82	09/08/2014 08/29/2014	479.12 G	479.59 X		0.00 SHORT-TERM	(0.47)	GS HIGH YIELD FLOATING RATE FUND INSTITUTIONAL DE DISCRETION EXERCISED
38145C455 49.62	09/08/2014 07/31/2014	497.18 G	498.17 X		0.00 SHORT-TERM	(0.99)	GS HIGH YIELD FLOATING RATE FUND INSTITUTIONAL DE DISCRETION EXERCISED
38145C455 50.27	09/08/2014 03/31/2014	503.68 G	507.20 X		0.00 SHORT-TERM	(3.52)	GS HIGH YIELD FLOATING RATE FUND INSTITUTIONAL DE DISCRETION EXERCISED
464286764 2,000.00	09/08/2014 08/14/2014	82,218.98 G	79,399.80 X		0.00 SHORT-TERM	2,819.18	ISHARES MSCI SPAIN CAPPED ETF AVG PRICE IN ACCORD WITH THE CLIENT'S INSTRUCTIONS DE DISCRETION EXERCISED
464286764 2,345.00	09/08/2014 04/07/2014	96,401.75 G	98,036.48 X		0.00 SHORT-TERM	(1,634.73)	ISHARES MSCI SPAIN CAPPED ETF AVG PRICE IN ACCORD WITH THE CLIENT'S INSTRUCTIONS DE DISCRETION EXERCISED
78464A797 1,250.00	09/08/2014 02/24/2014	40,908.22 G	40,586.63 X		0.00 SHORT-TERM	321.59	SPDR S&P BANK ETF AVG PRICE IN ACCORD WITH THE CLIENT'S INSTRUCTIONS DE DISCRETION EXERCISED
464287465 1,000.00	10/23/2014 11/06/2013	61,813.53 G	65,834.70 X	W	4,021.17 SHORT-TERM	0.00	ISHARES MSCI EAFE ETF AVG PRICE IN ACCORD WITH THE CLIENT'S INSTRUCTIONS DE DISCRETION EXERCISED
<b>ACCOUNT TOTAL (COVERED: SHORT-TERM)</b>		<b>498,257.70</b>	<b>465,530.27</b>			<b>36,748.60</b>	



This is important tax information and is being furnished to the Internal Revenue Service (except as indicated). If you are required to file a return, a negligence penalty or other sanction may be imposed on you if this income is taxable and the IRS determines that it has not been reported.

<sup>1</sup> Shows W for wash sale, C for collectibles, or D for market discount.

<sup>2</sup> Gain or (Loss) information is provided for your information only. The Gain or (Loss) value may not sum due to rounding differences.

<sup>3</sup> Reported as Net proceeds (denoted by N) if adjusted for option premiums. Otherwise, reported as Gross proceeds (denoted by G).

**PROCEEDS FROM BROKER TRANSACTIONS**  
**SUBSTITUTE FORM 1099-B, OMB NO. 1545-0715**

Tax Year    Account No    Tax ID Number    Legal Name    Revised On  
**2014    046-45220-7    35-6567579    THE ACKERMAN FOUNDATION JOHN    Apr 01, 2015**

**REGULATED FUTURES CONTRACTS**

1a: Description CUSIP number / Product Identifier	8: Profit or (Loss) realized in current year on closed contracts	9: Unrealized profit or (loss) on open contracts - previous year	10: Unrealized profit or (loss) on open contracts - current year	11: Aggregate profit or (loss) on contracts
<b>(REGULATED FUTURES CONTRACTS)</b>	<b>79,581.39</b>	<b>5,616.00</b>	<b>6,731.80</b>	<b>80,697.19</b>
<b>ACCOUNT TOTAL</b>				
PUT/XSP @ 168 EXP 02/22/2014 9EDGR15D8	1,800 00	1,284 00	0.00	516 00
PUT/XSP @ 169 EXP 01/18/2014 9EDGR13X6	1,998 00	1,824 00	0.00	174.00
PUT/XSP @ 170 EXP 02/22/2014 9EDGR15H9	2,160 00	1,476.00	0 00	684 00
PUT/XSP @ 173 EXP 01/18/2014 9EDGR1456	1,236.00	1,032 00	0.00	204.00
PUT/XSP @ 173 EXP 05/17/2014 9EDH58B63	2,175.00	0 00	0 00	2,175 00
PUT/XSP @ 173 EXP 07/19/2014 9EDHICBW3	2,552 00	0 00	0 00	2,552 00
PUT/XSP @ 174 EXP 04/19/2014 9EDGZSGL0	2,211 00	0.00	0.00	2,211 00
PUT/XSP @ 175 EXP 03/22/2014 9EDGUDFF2	1,606.00	0 00	0.00	1,606 00
PUT/XSP @ 175 EXP 06/21/2014 9EDHAXTQ9	2,935.13	0 00	0 00	2,935.13
PUT/XSP @ 177 EXP 03/22/2014 9EDGUDFJ4	1,815 00	0 00	0 00	1,815 00
PUT/XSP @ 178 EXP 06/21/2014 9EDHAY724	2,079 00	0.00	0 00	2,079 00
PUT/XSP @ 178 EXP 08/16/2014 9EDHP6D48	2,541 00	0 00	0 00	2,541.00



This is important tax information and is being furnished to the Internal Revenue Service (except as indicated). If you are required to file a return, a negligence penalty or other sanction may be imposed on you if this income is taxable and the IRS determines that it has not been reported.




**PROCEEDS FROM BROKER TRANSACTIONS (Continued)**

**SUBSTITUTE FORM 1099-B, OMB NO. 1545-0715**

Tax Year    Account No    Tax ID Number    Legal Name    Revised On  
**2014    046-45220-7    35-6567579    THE ACKERMAN FOUNDATION JOHN    Apr 01, 2015**

**REGULATED FUTURES CONTRACTS**

1a: Description CUSIP number / Product Identifier	8 Profit or (Loss) realized in current year on closed contracts	9: Unrealized profit or (loss) on open contracts - previous year	10. Unrealized profit or (loss) on open contracts - current year	11 Aggregate profit or (loss) on contracts
PUT/XSP @ 178 EXP 12/20/2014 9EDHKJ4Q6	7,531.51	0.00	0 00	7,531 51
PUT/XSP @ 179 EXP 04/19/2014 9EDGZN6C2	1,067.00	0.00	0 00	1,067 00
PUT/XSP @ 180 EXP 05/17/2014 9EDH59501	1,892.00	0.00	0.00	1,892 00
PUT/XSP @ 181 EXP 07/19/2014 9EDHIC1K0	2,530.00	0 00	0 00	2,530 00
PUT/XSP @ 183 EXP 10/18/2014 9EDI4LHZ3	5,896 00	0 00	0 00	5,896 00
PUT/XSP @ 184 EXP 08/16/2014 9EDHP83U7	3,014.84	0.00	0 00	3,014 84
PUT/XSP @ 187 EXP 07/19/2014 9EDHICCE2	1,995.00	0.00	0 00	1,995 00
PUT/XSP @ 188 EXP 01/17/2015 9EDIPX5H7	0 00	0 00	4,725.00	4,725 00
PUT/XSP @ 188 EXP 09/20/2014 9EDHFMJR7	4,532.00	0.00	0 00	4,532 00
PUT/XSP @ 188 EXP 10/18/2014 9EDI4LI90	1,731.45	0.00	0 00	1,731 45
PUT/XSP @ 189 EXP 08/16/2014 9EDHP23F3	1,276.00	0 00	0 00	1,276 00
PUT/XSP @ 190 EXP 08/29/2014 9EDI8HDS8	1,785 00	0 00	0 00	1,785 00
PUT/XSP @ 190 EXP 11/22/2014 9EDIATZD8	4,481.80	0.00	0.00	4,481 80



This is important tax information and is being furnished to the Internal Revenue Service (except as indicated). If you are required to file a return, a negligence penalty or other sanction may be imposed on you if this income is taxable and the IRS determines that it has not been reported



**PROCEEDS FROM BROKER TRANSACTIONS (Continued)**

SUBSTITUTE FORM 1099-B, OMB NO. 1545-0715

Tax Year    Account No    Tax ID Number    Legal Name    Revised On  
**2014    046-45220-7    35-6567579    THE ACKERMAN FOUNDATION JOHN    Apr 01, 2015**

**REGULATED FUTURES CONTRACTS**

1a. Description CUSIP number / Product Identifier	8 Profit or (Loss) realized in current year on closed contracts	9 Unrealized profit or (loss) on open contracts - previous year	10 Unrealized profit or (loss) on open contracts - current year	11 Aggregate profit or (loss) on contracts
PUT/XSP @ 190 EXP 12/20/2014 9EDHKIKS6	4,262 16	0 00	0 00	4,262 16
PUT/XSP @ 191 EXP 08/08/2014 9EDI5MWF7	(188 60)	0 00	0.00	(188 60)
PUT/XSP @ 191 EXP 09/20/2014 9EDHFNVD2	4,285.68	0 00	0.00	4,285.68
PUT/XSP @ 193 EXP 11/22/2014 9EDIATZJ5	5,588 42	0 00	0 00	5,588.42
PUT/XSP @ 194 EXP 10/31/2014 9EDILM8X7	2,793.00	0.00	0.00	2,793.00
PUT/XSP @ 196 EXP 03/20/2015 9EDJ33WQ5	0 00	0 00	(789 80)	(789 80)
PUT/XSP @ 197 EXP 02/20/2015 9EDJ34PZ1	0 00	0.00	1,320 00	1,320.00
PUT/XSP @ 198 EXP 01/17/2015 9EDIPX6G8	0.00	0.00	3,066 60	3,066 60
PUT/XSP @ 199 EXP 02/20/2015 9EDJ34Q72	0.00	0.00	(1,590 00)	(1,590.00)



This is important tax information and is being furnished to the Internal Revenue Service (except as indicated). If you are required to file a return, a negligence penalty or other sanction may be imposed on you if this income is taxable and the IRS determines that it has not been reported.

**PROCEEDS FROM BROKER TRANSACTIONS**  
**SUBSTITUTE FORM 1099-B, OMB NO. 1545-0715**

Tax Year Account No Tax ID Number Legal Name  
**2014 020-67910-6 35-6567579 THE ACKERMAN FOUNDATION JOHN**

**LONG-TERM COVERED SECURITIES TRANSACTIONS: BASIS REPORTED TO THE IRS**

APPLICABLE CHECK BOX ON FORM 8949 CODE D

CUSIP number / Product Identifier	1c Date sold or disposed	1d: Proceeds	1e Cost or other basis	1f: Adjustment Code, if any <sup>1</sup>	1g: Adjustments	Gain or (Loss) <sup>2</sup>	1a Description
Quantity	1b: Date acquired	6: Gross or Net Proceeds reported to IRS <sup>3</sup>	3: Basis reported to IRS	5: NonCovered security	2 Type of gain or loss	7: Loss not allowed based on amount in 1d	
65249B109 137.00	02/10/2014 08/29/2012	2,395.09 G	1,473.01 X		0.00 LONG-TERM	922.08	NEWS CORPORATION CMN SERIES CLASS A AVERAGE PRICE IN ACCORD WITH THE CLIENT'S INSTRUCTION CTSY GS PRIVATE MONEY MANAGERS
037411105 35.00	02/12/2014 08/29/2012	2,856.35 G	3,035.55 X		0.00 LONG-TERM	(179.20)	APACHE CORP. CMN AVERAGE PRICE IN ACCORD WITH THE CLIENT'S INSTRUCTION CTSY GS PRIVATE MONEY MANAGERS
90130A101 600.00	02/13/2014 08/29/2012	19,508.72 G	12,439.43 X		0.00 LONG-TERM	7,069.29	TWENTY-FIRST CENTURY FOX, INC CMN CLASS A AVERAGE PRICE IN ACCORD WITH THE CLIENT'S INSTRUCTION CTSY GS PRIVATE MONEY MANAGERS
021441100 50.00	03/19/2014 08/29/2012	1,809.27 G	1,851.25 X		0.00 LONG-TERM	(41.98)	ALTERA CORP CMN AVERAGE PRICE IN ACCORD WITH THE CLIENT'S INSTRUCTION CTSY GS PRIVATE MONEY MANAGERS
31620M106 125.00	03/28/2014 08/29/2012	6,615.44 G	3,968.65 X		0.00 LONG-TERM	2,646.79	FIDELITY NATL INFO SVCS INC CMN AVERAGE PRICE IN ACCORD WITH THE CLIENT'S INSTRUCTION CTSY GS PRIVATE MONEY MANAGERS
21036P108 25.00	04/21/2014 02/14/2013	2,020.26 G	1,091.39 X		0.00 LONG-TERM	928.87	CONSTELLATION BRANDS INC CMN CLASS A AVERAGE PRICE IN ACCORD WITH THE CLIENT'S INSTRUCTION CTSY GS PRIVATE MONEY MANAGERS
931142103 25.00	05/08/2014 08/29/2012	1,968.84 G	1,820.25 X		0.00 LONG-TERM	148.59	WAL MART STORES INC CMN AVERAGE PRICE IN ACCORD WITH THE CLIENT'S INSTRUCTION CTSY GS PRIVATE MONEY MANAGERS
540424108 275.00	05/23/2014 08/29/2012	11,851.69 G	11,134.67 X		0.00 LONG-TERM	717.02	LOEWS CORPORATION CMN AVERAGE PRICE IN ACCORD WITH THE CLIENT'S INSTRUCTION CTSY GS PRIVATE MONEY MANAGERS
655044105 25.00	06/05/2014 08/29/2012	1,804.53 G	1,090.99 X		0.00 LONG-TERM	713.54	NOBLE ENERGY INC CMN AVERAGE PRICE IN ACCORD WITH THE CLIENT'S INSTRUCTION CTSY GS PRIVATE MONEY MANAGERS
74005P104 40.00	06/13/2014 08/29/2012	5,256.38 G	4,200.53 X		0.00 LONG-TERM	1,055.85	PRAXAIR, INC CMN SERIES AVERAGE PRICE IN ACCORD WITH THE CLIENT'S INSTRUCTION CTSY GS PRIVATE MONEY MANAGERS
31620M106 100.00	06/24/2014 08/29/2012	5,473.01 G	3,174.92 X		0.00 LONG-TERM	2,298.09	FIDELITY NATL INFO SVCS INC CMN AVERAGE PRICE IN ACCORD WITH THE CLIENT'S INSTRUCTION CTSY GS PRIVATE MONEY MANAGERS

PAGE 33 of 106



This is important tax information and is being furnished to the Internal Revenue Service (except as indicated). If you are required to file a return, a negligence penalty or other sanction may be imposed on you if this income is taxable and the IRS determines that it has not been reported.

<sup>1</sup> Shows W for wash sale, C for collectibles, or D for market discount.

<sup>2</sup> Gain or (Loss) information is provided for your information only. The Gain or (Loss) value may not sum due to rounding differences.

<sup>3</sup> Reported as Net proceeds (denoted by N) if adjusted for option premiums. Otherwise, reported as Gross proceeds (denoted by G).

**PROCEEDS FROM BROKER TRANSACTIONS (Continued)**

**SUBSTITUTE FORM 1099-B, OMB NO. 1545-0715**

Tax Year    Account No.    Tax ID Number    Legal Name  
**2014       020-67910-6    35-6567579    THE ACKERMAN FOUNDATION JOHN**

**LONG-TERM COVERED SECURITIES TRANSACTIONS: BASIS REPORTED TO THE IRS**

APPLICABLE CHECK BOX ON FORM 8949: CODE D

CUSIP number / Product Identifier	1c: Date sold or disposed	1d: Proceeds	1e: Cost or other basis	1f: Adjustment Code, if any <sup>1</sup>	1g: Adjustments	Gain or (Loss) <sup>2</sup>	1a: Description
Quantity	1b: Date acquired	6: Gross or Net Proceeds reported to IRS <sup>3</sup>	3: Basis reported to IRS	5: NonCovered security	2: Type of gain or loss	7: Loss not allowed based on amount in 1d	
540424108 125.00	06/24/2014 08/29/2012	5,482.55 G	5,061.21 X		0 00 LONG-TERM	421.34	LOEWS CORPORATION CMN AVERAGE PRICE IN ACCORD WITH THE CLIENT'S INSTRUCTION CTSY GS PRIVATE MONEY MANAGERS
617446448 100.00	07/22/2014 08/29/2012	3,292.73 G	1,489.89 X		0 00 LONG-TERM	1,802.84	MORGAN STANLEY CMN AVERAGE PRICE IN ACCORD WITH THE CLIENT'S INSTRUCTION CTSY GS PRIVATE MONEY MANAGERS
191216100 100.00	10/31/2014 08/29/2012	4,148.72 G	3,767.84 X		0 00 LONG-TERM	380.88	COCA-COLA COMPANY (THE) CMN AVERAGE PRICE IN ACCORD WITH THE CLIENT'S INSTRUCTION CTSY GS PRIVATE MONEY MANAGERS
084670702 50 00	11/10/2014 08/29/2012	7,234.15 G	4,235.36 X		0 00 LONG-TERM	2,998.79	BERKSHIRE HATHAWAY INC CLASS B AVERAGE PRICE IN ACCORD WITH THE CLIENT'S INSTRUCTION CTSY GS PRIVATE MONEY MANAGERS
931142103 100.00	11/12/2014 08/29/2012	7,929.46 G	7,281.00 X		0 00 LONG-TERM	648.46	WAL MART STORES INC CMN AVERAGE PRICE IN ACCORD WITH THE CLIENT'S INSTRUCTION CTSY GS PRIVATE MONEY MANAGERS
084670702 40 00	11/26/2014 08/29/2012	5,920.77 G	3,388.29 X		0 00 LONG-TERM	2,532.48	BERKSHIRE HATHAWAY INC CLASS B AVERAGE PRICE IN ACCORD WITH THE CLIENT'S INSTRUCTION CTSY GS PRIVATE MONEY MANAGERS
20030N200 125 00	12/30/2014 08/29/2012	7,322.88 G	4,141.84 X		0 00 LONG-TERM	3,181.04	COMCAST CORPORATION CMN CLASS A NON VOTING AVERAGE PRICE IN ACCORD WITH THE CLIENT'S INSTRUCTION CTSY GS PRIVATE MONEY MANAGERS
<b>ACCOUNT TOTAL (COVERED: LONG-TERM)</b>		<b>102,890.84</b>	<b>74,646.07</b>			<b>28,244.77</b>	



This is important tax information and is being furnished to the Internal Revenue Service (except as indicated). If you are required to file a return, a negligence penalty or other sanction may be imposed on you if this income is taxable and the IRS determines that it has not been reported.

<sup>1</sup> Shows W for wash sale, C for collectibles, or D for market discount.

<sup>2</sup> Gain or (Loss) information is provided for your information only. The Gain or (Loss) value may not sum due to rounding differences.

<sup>3</sup> Reported as Net proceeds (denoted by N) if adjusted for option premiums. Otherwise, reported as Gross proceeds (denoted by G).

