



See a Social Security Number? Say Something!
Report Privacy Problems to <https://public.resource.org/privacy>
Or call the IRS Identity Theft Hotline at 1-800-908-4490



EXTENDED TO AUGUST 17, 2015

Return of Private Foundation

or Section 4947(a)(1) Trust Treated as Private Foundation

OMB No 1545-0052

2014

Open to Public Inspection

Form 990-PF

Department of the Treasury
Internal Revenue Service

Do not enter social security numbers on this form as it may be made public.

Information about Form 990-PF and its separate instructions is at www.irs.gov/form990pf.

For calendar year 2014 or tax year beginning

, and ending

Name of foundation

CHILDREN'S FAMILY CARE, INC.

Number and street (or P O box number if mail is not delivered to street address)

245 LOCUST STREET

Room/suite

City or town, state or province, country, and ZIP or foreign postal code

AKRON, OH 44302-1817

A Employer identification number

34-1405958

B Telephone number

330-253-5400

C If exemption application is pending, check here ☐

G Check all that apply:

☐

Initial return

☐

Initial return of a former public charity

☐

Final return

☐

Amended return

☐

Address change

☐

Name change

D 1. Foreign organizations, check here ☐2. Foreign organizations meeting the 85% test, check here and attach computation ☐

H Check type of organization:

☒

Section 501(c)(3) exempt private foundation

☐

Section 4947(a)(1) nonexempt charitable trust

☐

Other taxable private foundation

E If private foundation status was terminated under section 507(b)(1)(A), check here ☐

I Fair market value of all assets at end of year (from Part II, col (c), line 16)

\$ 7,610,746. (Part I, column (d) must be on cash basis.)

J Accounting method:

☒

Cash

☐

Accrual

Other (specify)

F If the foundation is in a 60-month termination under section 507(b)(1)(B), check here ☐

Part I

Analysis of Revenue and Expenses

(The total of amounts in columns (b), (c), and (d) may not necessarily equal the amounts in column (a))

(a) Revenue and expenses per books

(b) Net investment income

(c) Adjusted net income

(d) Disbursements for charitable purposes (cash basis only)

	(a) Revenue and expenses per books	(b) Net investment income	(c) Adjusted net income	(d) Disbursements for charitable purposes (cash basis only)
1 Contributions, gifts, grants, etc., received				
2 Check <input checked="" type="checkbox"/> if the foundation is not required to attach Sch B				
3 Interest on savings and temporary cash investments	47.	47.	47.	STATEMENT 1
4 Dividends and interest from securities	104,310.	104,310.	104,310.	STATEMENT 2
5a Gross rents				
b Net rental income or (loss)				
6a Net gain or (loss) from sale of assets not on line 10	211,891.			
b Gross sales price for all assets on line 6a	1,396,271.			
7 Capital gain net income (from Part IV, line 2)		211,891.		
8 Net short-term capital gain			N/A	
9 Income modifications				
10a Gross sales less returns and allowances				
b Less Cost of goods sold				
c Gross profit or (loss)				
11 Other income	156,000.	0.	156,000.	STATEMENT 3
12 Total Add lines 1 through 11	472,248.	316,248.	260,357.	
13 Compensation of officers, directors, trustees, etc	0.	0.	0.	0.
14 Other employee salaries and wages				
15 Pension plans, employee benefits				
16a Legal fees				
b Accounting fees				
c Other professional fees				
17 Interest				
18 Taxes STMT 4	1,958.	0.	0.	0.
19 Depreciation and depletion	26,709.	0.	26,709.	
20 Occupancy				
21 Travel, conferences, and meetings				
22 Printing and publications				
23 Other expenses STMT 5	20,874.	20,874.	0.	0.
24 Total operating and administrative expenses. Add lines 13 through 23	49,541.	22,832.	26,709.	0.
25 Contributions, gifts, grants paid	467,500.			467,500.
26 Total expenses and disbursements. Add lines 24 and 25	517,041.	22,832.	26,709.	467,500.
27 Subtract line 26 from line 12:				
a Excess of revenue over expenses and disbursements	-44,793.			
b Net investment income (if negative, enter -0-)		293,416.		
c Adjusted net income (if negative, enter -0-)			233,648.	

423501
11-24-14

LHA For Paperwork Reduction Act Notice, see instructions

Form 990-PF (2014)

Part II Balance Sheets		Attached schedules and amounts in the description column should be for end-of-year amounts only			
		Beginning of year	End of year		
		(a) Book Value	(b) Book Value	(c) Fair Market Value	
Assets	1 Cash - non-interest-bearing	4,559.	14,244.	14,244.	
	2 Savings and temporary cash investments	300,644.	346,913.	346,913.	
	3 Accounts receivable ▶				
	Less: allowance for doubtful accounts ▶				
	4 Pledges receivable ▶				
	Less: allowance for doubtful accounts ▶				
	5 Grants receivable				
	6 Receivables due from officers, directors, trustees, and other disqualified persons				
	7 Other notes and loans receivable ▶				
	Less: allowance for doubtful accounts ▶				
	8 Inventories for sale or use				
	9 Prepaid expenses and deferred charges				
	10a Investments - U.S. and state government obligations				
	b Investments - corporate stock STMT 7	4,047,474.	3,976,704.	4,339,589.	
	c Investments - corporate bonds				
		11 Investments - land, buildings, and equipment basis ▶			
Less accumulated depreciation ▶					
12 Investments - mortgage loans					
13 Investments - other					
14 Land, buildings, and equipment: basis ▶ 1,312,272.					
Less accumulated depreciation STMT 8 ▶ 1,046,175.		292,808.	266,097.	2,910,000.	
15 Other assets (describe ▶)					
16 Total assets (to be completed by all filers - see the instructions. Also, see page 1, item I)		4,645,485.	4,603,958.	7,610,746.	
Liabilities		17 Accounts payable and accrued expenses			
		18 Grants payable			
	19 Deferred revenue				
	20 Loans from officers, directors, trustees, and other disqualified persons				
	21 Mortgages and other notes payable				
	22 Other liabilities (describe ▶)				
	23 Total liabilities (add lines 17 through 22)	0.	0.		
Net Assets or Fund Balances	Foundations that follow SFAS 117, check here ▶ <input checked="" type="checkbox"/>				
	and complete lines 24 through 26 and lines 30 and 31				
	24 Unrestricted	3,385,838.	3,857,494.		
	25 Temporarily restricted	758,397.	245,214.		
	26 Permanently restricted	501,250.	501,250.		
	Foundations that do not follow SFAS 117, check here ▶ <input type="checkbox"/>				
	and complete lines 27 through 31				
	27 Capital stock, trust principal, or current funds				
	28 Paid-in or capital surplus, or land, bldg., and equipment fund				
	29 Retained earnings, accumulated income, endowment, or other funds				
30 Total net assets or fund balances	4,645,485.	4,603,958.			
31 Total liabilities and net assets/fund balances	4,645,485.	4,603,958.			

Part III Analysis of Changes in Net Assets or Fund Balances

1 Total net assets or fund balances at beginning of year - Part II, column (a), line 30 (must agree with end-of-year figure reported on prior year's return)	1	4,645,485.
2 Enter amount from Part I, line 27a	2	-44,793.
3 Other increases not included in line 2 (itemize) ▶ SEE STATEMENT 6	3	3,266.
4 Add lines 1, 2, and 3	4	4,603,958.
5 Decreases not included in line 2 (itemize) ▶	5	0.
6 Total net assets or fund balances at end of year (line 4 minus line 5) - Part II, column (b), line 30	6	4,603,958.

Part IV Capital Gains and Losses for Tax on Investment Income

(a) List and describe the kind(s) of property sold (e.g., real estate, 2-story brick warehouse; or common stock, 200 shs. MLC Co.)	(b) How acquired P - Purchase D - Donation	(c) Date acquired (mo., day, yr.)	(d) Date sold (mo., day, yr.)
1a			
b SEE ATTACHED STATEMENT			
c			
d			
e			

(e) Gross sales price	(f) Depreciation allowed (or allowable)	(g) Cost or other basis plus expense of sale	(h) Gain or (loss) (e) plus (f) minus (g)
a			
b			
c			
d			
e 1,396,271.			211,891.

Complete only for assets showing gain in column (h) and owned by the foundation on 12/31/69

(i) F.M.V. as of 12/31/69	(j) Adjusted basis as of 12/31/69	(k) Excess of col. (i) over col. (j), if any	(l) Gains (Col. (h) gain minus col. (k), but not less than -0-) or Losses (from col. (h))
a			
b			
c			
d			
e			211,891.

2 Capital gain net income or (net capital loss) { If gain, also enter in Part I, line 7 If (loss), enter -0- in Part I, line 7 }	2	211,891.
3 Net short-term capital gain or (loss) as defined in sections 1222(5) and (6): If gain, also enter in Part I, line 8, column (c). If (loss), enter -0- in Part I, line 8	3	128,447.

Part V Qualification Under Section 4940(e) for Reduced Tax on Net Investment Income

(For optional use by domestic private foundations subject to the section 4940(a) tax on net investment income.)

If section 4940(d)(2) applies, leave this part blank.

Was the foundation liable for the section 4942 tax on the distributable amount of any year in the base period?

☐ Yes ☒ No

If "Yes," the foundation does not qualify under section 4940(e). Do not complete this part.

1 Enter the appropriate amount in each column for each year; see the instructions before making any entries.

(a) Base period years Calendar year (or tax year beginning in)	(b) Adjusted qualifying distributions	(c) Net value of noncharitable-use assets	(d) Distribution ratio (col. (b) divided by col. (c))
2013	510,682.	4,654,476.	.109718
2012	314,677.	4,370,434.	.072001
2011	156,000.	4,303,366.	.036251
2010	156,200.	3,943,604.	.039608
2009	305,329.	3,348,811.	.091175

2 Total of line 1, column (d)	2	.348753
3 Average distribution ratio for the 5-year base period - divide the total on line 2 by 5, or by the number of years the foundation has been in existence if less than 5 years	3	.069751
4 Enter the net value of noncharitable-use assets for 2014 from Part X, line 5	4	4,794,095.
5 Multiply line 4 by line 3	5	334,393.
6 Enter 1% of net investment income (1% of Part I, line 27b)	6	2,934.
7 Add lines 5 and 6	7	337,327.
8 Enter qualifying distributions from Part XII, line 4	8	467,500.

If line 8 is equal to or greater than line 7, check the box in Part VI, line 1b, and complete that part using a 1% tax rate. See the Part VI instructions.

Part VI Excise Tax Based on Investment Income (Section 4940(a), 4940(b), 4940(e), or 4948 - see instructions)

1a Exempt operating foundations described in section 4940(d)(2), check here <input type="checkbox"/> and enter "N/A" on line 1. Date of ruling or determination letter: _____ (attach copy of letter if necessary-see instructions)		1	2,934.
b Domestic foundations that meet the section 4940(e) requirements in Part V, check here <input checked="" type="checkbox"/> and enter 1% of Part I, line 27b		2	0.
c All other domestic foundations enter 2% of line 27b. Exempt foreign organizations enter 4% of Part I, line 12, col. (b).		3	2,934.
2 Tax under section 511 (domestic section 4947(a)(1) trusts and taxable foundations only. Others enter -0-)		4	0.
3 Add lines 1 and 2		5	2,934.
4 Subtitle A (income) tax (domestic section 4947(a)(1) trusts and taxable foundations only. Others enter -0-)			
5 Tax based on investment income Subtract line 4 from line 3. If zero or less, enter -0-			
6 Credits/Payments:			
a 2014 estimated tax payments and 2013 overpayment credited to 2014	6a	2,632.	
b Exempt foreign organizations - tax withheld at source	6b		
c Tax paid with application for extension of time to file (Form 8868)	6c	3,302.	
d Backup withholding erroneously withheld	6d		
7 Total credits and payments Add lines 6a through 6d	7	5,934.	
8 Enter any penalty for underpayment of estimated tax. Check here <input type="checkbox"/> if Form 2220 is attached	8		
9 Tax due. If the total of lines 5 and 8 is more than line 7, enter amount owed	9		
10 Overpayment. If line 7 is more than the total of lines 5 and 8, enter the amount overpaid	10	3,000.	
11 Enter the amount of line 10 to be: Credited to 2015 estimated tax <input checked="" type="checkbox"/> 3,000. Refunded <input checked="" type="checkbox"/> 0.	11	0.	

Part VII-A Statements Regarding Activities

	Yes	No
1a During the tax year, did the foundation attempt to influence any national, state, or local legislation or did it participate or intervene in any political campaign?		X
1b Did it spend more than \$100 during the year (either directly or indirectly) for political purposes (see instructions for the definition)? If the answer is "Yes" to 1a or 1b, attach a detailed description of the activities and copies of any materials published or distributed by the foundation in connection with the activities.		X
1c Did the foundation file Form 1120-POL for this year?		X
d Enter the amount (if any) of tax on political expenditures (section 4955) imposed during the year: (1) On the foundation. <input checked="" type="checkbox"/> \$ 0. (2) On foundation managers. <input checked="" type="checkbox"/> \$ 0.		
e Enter the reimbursement (if any) paid by the foundation during the year for political expenditure tax imposed on foundation managers. <input checked="" type="checkbox"/> \$ 0.		
2 Has the foundation engaged in any activities that have not previously been reported to the IRS? If "Yes," attach a detailed description of the activities.		X
3 Has the foundation made any changes, not previously reported to the IRS, in its governing instrument, articles of incorporation, or bylaws, or other similar instruments? If "Yes," attach a conformed copy of the changes		X
4a Did the foundation have unrelated business gross income of \$1,000 or more during the year?		X
b If "Yes," has it filed a tax return on Form 990-T for this year?		
5 Was there a liquidation, termination, dissolution, or substantial contraction during the year? If "Yes," attach the statement required by General Instruction T.		X
6 Are the requirements of section 508(e) (relating to sections 4941 through 4945) satisfied either: • By language in the governing instrument, or • By state legislation that effectively amends the governing instrument so that no mandatory directions that conflict with the state law remain in the governing instrument?	X	
7 Did the foundation have at least \$5,000 in assets at any time during the year? If "Yes," complete Part II, col (c), and Part XV	X	
8a Enter the states to which the foundation reports or with which it is registered (see instructions) <input checked="" type="checkbox"/> OH		
b If the answer is "Yes" to line 7, has the foundation furnished a copy of Form 990-PF to the Attorney General (or designate) of each state as required by General Instruction G? If "No," attach explanation	X	
9 Is the foundation claiming status as a private operating foundation within the meaning of section 4942(j)(3) or 4942(j)(5) for calendar year 2014 or the taxable year beginning in 2014 (see instructions for Part XIV)? If "Yes," complete Part XIV		X
10 Did any persons become substantial contributors during the tax year? If "Yes," attach a schedule listing their names and addresses		X

N/A

Part VII-A Statements Regarding Activities (continued)

11	At any time during the year, did the foundation, directly or indirectly, own a controlled entity within the meaning of section 512(b)(13)? If "Yes," attach schedule (see instructions)	11		X
12	Did the foundation make a distribution to a donor advised fund over which the foundation or a disqualified person had advisory privileges? If "Yes," attach statement (see instructions)	12		X
13	Did the foundation comply with the public inspection requirements for its annual returns and exemption application? Website address ► <u>N/A</u>	13	X	
14	The books are in care of ► <u>RICK E. ARCHER</u> Located at ► <u>245 LOCUST STREET, AKRON, OH</u>	Telephone no. ► <u>330-253-5400</u> ZIP+4 ► <u>44302</u>		
15	Section 4947(a)(1) nonexempt charitable trusts filing Form 990-PF in lieu of Form 1041 - Check here and enter the amount of tax-exempt interest received or accrued during the year ► 15 <u>N/A</u>			
16	At any time during calendar year 2014, did the foundation have an interest in or a signature or other authority over a bank, securities, or other financial account in a foreign country? See the instructions for exceptions and filing requirements for FinCEN Form 114, (formerly TD F 90-22.1). If "Yes," enter the name of the foreign country ►	16	Yes	No X

Part VII-B Statements Regarding Activities for Which Form 4720 May Be Required

File Form 4720 if any item is checked in the "Yes" column, unless an exception applies.

		Yes	No
1a	During the year did the foundation (either directly or indirectly):		
(1)	Engage in the sale or exchange, or leasing of property with a disqualified person? <input type="checkbox"/> Yes <input checked="" type="checkbox"/> No		
(2)	Borrow money from, lend money to, or otherwise extend credit to (or accept it from) a disqualified person? <input type="checkbox"/> Yes <input checked="" type="checkbox"/> No		
(3)	Furnish goods, services, or facilities to (or accept them from) a disqualified person? <input type="checkbox"/> Yes <input checked="" type="checkbox"/> No		
(4)	Pay compensation to, or pay or reimburse the expenses of, a disqualified person? <input type="checkbox"/> Yes <input checked="" type="checkbox"/> No		
(5)	Transfer any income or assets to a disqualified person (or make any of either available for the benefit or use of a disqualified person)? <input type="checkbox"/> Yes <input checked="" type="checkbox"/> No		
(6)	Agree to pay money or property to a government official? (Exception. Check "No" if the foundation agreed to make a grant to or to employ the official for a period after termination of government service, if terminating within 90 days.) <input type="checkbox"/> Yes <input checked="" type="checkbox"/> No		
b	If any answer is "Yes" to 1a(1)-(6), did any of the acts fail to qualify under the exceptions described in Regulations section 53.4941(d)-3 or in a current notice regarding disaster assistance (see instructions)? Organizations relying on a current notice regarding disaster assistance check here ► <u>N/A</u>	1b	
c	Did the foundation engage in a prior year in any of the acts described in 1a, other than excepted acts, that were not corrected before the first day of the tax year beginning in 2014?	1c	X
2	Taxes on failure to distribute income (section 4942) (does not apply for years the foundation was a private operating foundation defined in section 4942(j)(3) or 4942(j)(5)):		
a	At the end of tax year 2014, did the foundation have any undistributed income (lines 6d and 6e, Part XIII) for tax year(s) beginning before 2014? If "Yes," list the years ► _____, _____, _____ <input type="checkbox"/> Yes <input checked="" type="checkbox"/> No		
b	Are there any years listed in 2a for which the foundation is not applying the provisions of section 4942(a)(2) (relating to incorrect valuation of assets) to the year's undistributed income? (If applying section 4942(a)(2) to all years listed, answer "No" and attach statement - see instructions.) N/A	2b	
c	If the provisions of section 4942(a)(2) are being applied to any of the years listed in 2a, list the years here. ► _____, _____, _____		
3a	Did the foundation hold more than a 2% direct or indirect interest in any business enterprise at any time during the year? <input type="checkbox"/> Yes <input checked="" type="checkbox"/> No		
b	If "Yes," did it have excess business holdings in 2014 as a result of (1) any purchase by the foundation or disqualified persons after May 26, 1969; (2) the lapse of the 5-year period (or longer period approved by the Commissioner under section 4943(c)(7)) to dispose of holdings acquired by gift or bequest; or (3) the lapse of the 10-, 15-, or 20-year first phase holding period? (Use Schedule C, Form 4720, to determine if the foundation had excess business holdings in 2014) N/A	3b	
4a	Did the foundation invest during the year any amount in a manner that would jeopardize its charitable purposes?	4a	X
b	Did the foundation make any investment in a prior year (but after December 31, 1969) that could jeopardize its charitable purpose that had not been removed from jeopardy before the first day of the tax year beginning in 2014?	4b	X

Form 990-PF (2014)

Part VII-B Statements Regarding Activities for Which Form 4720 May Be Required (continued)

5a During the year did the foundation pay or incur any amount to:

(1) Carry on propaganda, or otherwise attempt to influence legislation (section 4945(e))?

☐ Yes ☒ No

(2) Influence the outcome of any specific public election (see section 4955); or to carry on, directly or indirectly, any voter registration drive?

☐ Yes ☒ No

(3) Provide a grant to an individual for travel, study, or other similar purposes?

☐ Yes ☒ No

(4) Provide a grant to an organization other than a charitable, etc., organization described in section 4945(d)(4)(A)? (see instructions)

☐ Yes ☒ No

(5) Provide for any purpose other than religious, charitable, scientific, literary, or educational purposes, or for the prevention of cruelty to children or animals?

☐ Yes ☒ No

b If any answer is "Yes" to 5a(1)-(5), did any of the transactions fail to qualify under the exceptions described in Regulations section 53.4945 or in a current notice regarding disaster assistance (see instructions)?

N/A

5b

Organizations relying on a current notice regarding disaster assistance check here

☒

c If the answer is "Yes" to question 5a(4), does the foundation claim exemption from the tax because it maintained expenditure responsibility for the grant?

N/A

☐ Yes ☐ No

If "Yes," attach the statement required by Regulations section 53.4945-5(d)

6a Did the foundation, during the year, receive any funds, directly or indirectly, to pay premiums on a personal benefit contract?

☐ Yes ☒ No

b Did the foundation, during the year, pay premiums, directly or indirectly, on a personal benefit contract?

6b

X

If "Yes" to 6b, file Form 8870.

7a At any time during the tax year, was the foundation a party to a prohibited tax shelter transaction?

☐ Yes ☒ No

b If "Yes," did the foundation receive any proceeds or have any net income attributable to the transaction?

N/A

7b

Part VIII Information About Officers, Directors, Trustees, Foundation Managers, Highly Paid Employees, and Contractors

1 List all officers, directors, trustees, foundation managers and their compensation.

(a) Name and address	(b) Title, and average hours per week devoted to position	(c) Compensation (If not paid, enter -0-)	(d) Contributions to employee benefit plans and deferred compensation	(e) Expense account, other allowances
SEE STATEMENT 9		0.	0.	0.

2 Compensation of five highest-paid employees (other than those included on line 1). If none, enter "NONE."

(a) Name and address of each employee paid more than \$50,000	(b) Title, and average hours per week devoted to position	(c) Compensation	(d) Contributions to employee benefit plans and deferred compensation	(e) Expense account, other allowances
NONE				

Total number of other employees paid over \$50,000

0

Form 990-PF (2014)

Part VIII**Information About Officers, Directors, Trustees, Foundation Managers, Highly Paid Employees, and Contractors** (continued)**3** Five highest-paid independent contractors for professional services. If none, enter "NONE."

(a) Name and address of each person paid more than \$50,000	(b) Type of service	(c) Compensation
NONE		

Total number of others receiving over \$50,000 for professional services

0

Part IX-A**Summary of Direct Charitable Activities**

List the foundation's four largest direct charitable activities during the tax year. Include relevant statistical information such as the number of organizations and other beneficiaries served, conferences convened, research papers produced, etc.

	Expenses
1 N/A	
2	
3	
4	

Part IX-B**Summary of Program-Related Investments**

Describe the two largest program-related investments made by the foundation during the tax year on lines 1 and 2.

	Amount
1 N/A	
2	
All other program-related investments. See instructions.	
3	

Total. Add lines 1 through 3

0.

Form 990-PF (2014)

Part X**Minimum Investment Return** (All domestic foundations must complete this part. Foreign foundations, see instructions.)

1	Fair market value of assets not used (or held for use) directly in carrying out charitable, etc., purposes:		
a	Average monthly fair market value of securities	1a	4,503,439.
b	Average of monthly cash balances	1b	363,663.
c	Fair market value of all other assets	1c	
d	Total (add lines 1a, b, and c)	1d	4,867,102.
e	Reduction claimed for blockage or other factors reported on lines 1a and 1c (attach detailed explanation)	1e	0.
2	Acquisition indebtedness applicable to line 1 assets	2	0.
3	Subtract line 2 from line 1d	3	4,867,102.
4	Cash deemed held for charitable activities. Enter 1 1/2% of line 3 (for greater amount, see instructions)	4	73,007.
5	Net value of noncharitable-use assets. Subtract line 4 from line 3. Enter here and on Part V, line 4	5	4,794,095.
6	Minimum investment return. Enter 5% of line 5	6	239,705.

Part XI**Distributable Amount** (see instructions) (Section 4942(j)(3) and (j)(5) private operating foundations and certain foreign organizations check here ☐ and do not complete this part.)

1	Minimum investment return from Part X, line 6	1	239,705.
2a	Tax on investment income for 2014 from Part VI, line 5	2a	2,934.
b	Income tax for 2014. (This does not include the tax from Part VI.)	2b	
c	Add lines 2a and 2b	2c	2,934.
3	Distributable amount before adjustments. Subtract line 2c from line 1	3	236,771.
4	Recoveries of amounts treated as qualifying distributions	4	0.
5	Add lines 3 and 4	5	236,771.
6	Deduction from distributable amount (see instructions)	6	0.
7	Distributable amount as adjusted. Subtract line 6 from line 5. Enter here and on Part XIII, line 1	7	236,771.

Part XII**Qualifying Distributions** (see instructions)

1	Amounts paid (including administrative expenses) to accomplish charitable, etc., purposes:		
a	Expenses, contributions, gifts, etc. - total from Part I, column (d), line 26	1a	467,500.
b	Program-related investments - total from Part IX-B	1b	0.
2	Amounts paid to acquire assets used (or held for use) directly in carrying out charitable, etc., purposes	2	
3	Amounts set aside for specific charitable projects that satisfy the:		
a	Suitability test (prior IRS approval required)	3a	
b	Cash distribution test (attach the required schedule)	3b	
4	Qualifying distributions. Add lines 1a through 3b. Enter here and on Part V, line 8, and Part XIII, line 4	4	467,500.
5	Foundations that qualify under section 4940(e) for the reduced rate of tax on net investment income. Enter 1% of Part I, line 27b	5	2,934.
6	Adjusted qualifying distributions. Subtract line 5 from line 4	6	464,566.

Note. The amount on line 6 will be used in Part V, column (b), in subsequent years when calculating whether the foundation qualifies for the section 4940(e) reduction of tax in those years.

Part XIII Undistributed Income (see instructions)

	(a) Corpus	(b) Years prior to 2013	(c) 2013	(d) 2014
1 Distributable amount for 2014 from Part XI, line 7				236,771.
2 Undistributed income, if any, as of the end of 2014				
a Enter amount for 2013 only			0.	
b Total for prior years:		0.		
3 Excess distributions carryover, if any, to 2014:				
a From 2009	139,230.			
b From 2010	39,173.			
c From 2011				
d From 2012	100,001.			
e From 2013	294,594.			
f Total of lines 3a through e	572,998.			
4 Qualifying distributions for 2014 from Part XII, line 4: ► \$	467,500.			
a Applied to 2013, but not more than line 2a			0.	
b Applied to undistributed income of prior years (Election required - see instructions)		0.		
c Treated as distributions out of corpus (Election required - see instructions)	0.			
d Applied to 2014 distributable amount				236,771.
e Remaining amount distributed out of corpus	230,729.			
5 Excess distributions carryover applied to 2014 (If an amount appears in column (d), the same amount must be shown in column (a))	0.			0.
6 Enter the net total of each column as indicated below:				
a Corpus. Add lines 3f, 4c, and 4e. Subtract line 5	803,727.			
b Prior years' undistributed income. Subtract line 4b from line 2b		0.		
c Enter the amount of prior years' undistributed income for which a notice of deficiency has been issued, or on which the section 4942(a) tax has been previously assessed		0.		
d Subtract line 6c from line 6b. Taxable amount - see instructions		0.		
e Undistributed income for 2013. Subtract line 4a from line 2a. Taxable amount - see instr			0.	
f Undistributed income for 2014. Subtract lines 4d and 5 from line 1. This amount must be distributed in 2015				0.
7 Amounts treated as distributions out of corpus to satisfy requirements imposed by section 170(b)(1)(F) or 4942(g)(3) (Election may be required - see instructions)	0.			
8 Excess distributions carryover from 2009 not applied on line 5 or line 7	139,230.			
9 Excess distributions carryover to 2015. Subtract lines 7 and 8 from line 6a	664,497.			
10 Analysis of line 9:				
a Excess from 2010	39,173.			
b Excess from 2011				
c Excess from 2012	100,001.			
d Excess from 2013	294,594.			
e Excess from 2014	230,729.			

N/A

- ☐ 4942(j)(3) or ☐ 4942(j)(5)

- (4) Gross investment income**

[illegible]

d Any restrictions or limitations on awards, such as by geographical areas, charitable fields, kinds of institutions, or other factors:

Part XV **Supplementary Information** (continued)**3 Grants and Contributions Paid During the Year or Approved for Future Payment**

Recipient Name and address (home or business)	If recipient is an individual, show any relationship to any foundation manager or substantial contributor	Foundation status of recipient	Purpose of grant or contribution	Amount
a Paid during the year RMH OF AKRON, INC. 245 LOCUST STREET AKRON, OH 44302	N/A	PUBLIC CHARITY	RONALD MCDONALD HOUSE OPERATIONS	467,500.
Total			▶ 3a	467,500.
b Approved for future payment NONE				
Total			▶ 3b	0.

Part XVII

Information Regarding Transfers To and Transactions and Relationships With Noncharitable Exempt Organizations

- | | | Yes | No |
|----------|--|--------------|----------|
| 1 | Did the organization directly or indirectly engage in any of the following with any other organization described in section 501(c) of the Code (other than section 501(c)(3) organizations) or in section 527, relating to political organizations? | | |
| a | Transfers from the reporting foundation to a noncharitable exempt organization of: | | |
| | (1) Cash | 1a(1) | X |
| | (2) Other assets | 1a(2) | X |
| b | Other transactions: | | |
| | (1) Sales of assets to a noncharitable exempt organization | 1b(1) | X |
| | (2) Purchases of assets from a noncharitable exempt organization | 1b(2) | X |
| | (3) Rental of facilities, equipment, or other assets | 1b(3) | X |
| | (4) Reimbursement arrangements | 1b(4) | X |
| | (5) Loans or loan guarantees | 1b(5) | X |
| | (6) Performance of services or membership or fundraising solicitations | 1b(6) | X |
| c | Sharing of facilities, equipment, mailing lists, other assets, or paid employees | 1c | X |
| d | If the answer to any of the above is "Yes," complete the following schedule. Column (b) should always show the fair market value of the goods, other assets, or services given by the reporting foundation. If the foundation received less than fair market value in any transaction or sharing arrangement, show in column (d) the value of the goods, other assets, or services received. | | |

[illegible]

- 2a** Is the foundation directly or indirectly affiliated with, or related to, one or more tax-exempt organizations described in section 501(c) of the Code (other than section 501(c)(3)) or in section 527? ☐ Yes ☒ No

- b** If "Yes," complete the following schedule.

(a) Name of organization	(b) Type of organization	(c) Description of relationship
N/A		

**Sign
Here**

Under penalties of perjury, I declare that I have examined this return, including accompanying schedules and statements, and to the best of my knowledge and belief, it is true, correct, and complete. Declaration of preparer (other than taxpayer) is based on all information of which preparer has any knowledge.

Signature of officer or trustee

Date 7/1/2014

► **TREASURER**

Title

May the IRS discuss this return with the preparer shown below (see instr 1)?

☒ Yes ☐ No

**Paid
Preparer
Use Only**

Print/Type preparer's name

KOLY & COMPANY,
INC.

Preparer's signature

KOLY & COMPANY, I

Date

07/02/15

Check ☐ if
self-employed

PTIN

P00949643

Firm's name ► **KOLY & COMPANY, INC.**

Firm's EIN ► 34-1818435

Firm's address ▶ 3200 W. MARKET ST., #204
AKRON, OH 44333

Phone no. 330-865-5659

Part IV Capital Gains and Losses for Tax on Investment Income

(a) List and describe the kind(s) of property sold, e.g., real estate, 2-story brick warehouse; or common stock, 200 shs. MLC Co.		(b) How acquired P - Purchase D - Donation	(c) Date acquired (mo., day, yr.)	(d) Date sold (mo., day, yr.)
1a	WELLS FARGO 1185-6331			
b	WELLS FARGO 1185-6331			
c	WELLS FARGO 6067-6404			
d	WELLS FARGO 6067-6404			
e	WELLS FARGO 6067-6404			
f	WELLS FARGO 6067-6404			
g	WELLS FARGO 7856-8897			
h	WELLS FARGO 7856-8897			
i	CAPITAL GAINS DIVIDENDS			
j				
k				
l				
m				
n				
o				

(e) Gross sales price	(f) Depreciation allowed- (or allowable)	(g) Cost or other basis plus expense of sale	(h) Gain or (loss) (e) plus (f) minus (g)
a	1,761.		795.
b	22,311.		14,100.
c	131,723.		27,493.
d	2,377.		135.
e	264,985.		80,628.
f	33,426.		19,045.
g	361,899.		5,296.
h	522,305.		8,915.
i	55,484.		55,484.
j			
k			
l			
m			
n			
o			

Complete only for assets showing gain in column (h) and owned by the foundation on 12/31/69			(l) Losses (from col. (h)) Gains (excess of col. (h) gain over col. (k), but not less than "-0-")
(i) F.M.V. as of 12/31/69	(j) Adjusted basis as of 12/31/69	(k) Excess of col. (i) over col. (j), if any	
a			** 795.
b			** 14,100.
c			** 27,493.
d			** 135.
e			** 80,628.
f			** 19,045.
g			** 5,296.
h			** 8,915.
i			** 55,484.
j			
k			
l			
m			
n			
o			

2 Capital gain net income or (net capital loss) { If gain, also enter in Part I, line 7 If (loss), enter "-0-" in Part I, line 7 }	2	211,891.
3 Net short-term capital gain or (loss) as defined in sections 1222(5) and (6): If gain, also enter in Part I, line 8, column (c). If (loss), enter "-0-" in Part I, line 8 }	3	128,447.

FORM 990-PF INTEREST ON SAVINGS AND TEMPORARY CASH INVESTMENTS STATEMENT 1

SOURCE	(A) REVENUE PER BOOKS	(B) NET INVESTMENT INCOME	(C) ADJUSTED NET INCOME
KEYBANK	13.	13.	13.
WELLS FARGO ADVISORS	34.	34.	34.
TOTAL TO PART I, LINE 3	47.	47.	47.

FORM 990-PF DIVIDENDS AND INTEREST FROM SECURITIES STATEMENT 2

SOURCE	GROSS AMOUNT	CAPITAL GAINS DIVIDENDS	(A) REVENUE PER BOOKS	(B) NET INVEST- MENT INCOME	(C) ADJUSTED NET INCOME
WELLS FARGO-COMMAND ASSET	134,170.	55,126.	79,044.	79,044.	79,044.
WELLS FARGO-MANNING & NAPIER	6,770.	358.	6,412.	6,412.	6,412.
WELLS FARGO-OAK	18,854.	0.	18,854.	18,854.	18,854.
TO PART I, LINE 4	159,794.	55,484.	104,310.	104,310.	104,310.

FORM 990-PF OTHER INCOME STATEMENT 3

DESCRIPTION	(A) REVENUE PER BOOKS	(B) NET INVEST- MENT INCOME	(C) ADJUSTED NET INCOME
REAL ESTATE RENTAL	156,000.	0.	156,000.
TOTAL TO FORM 990-PF, PART I, LINE 11	156,000.	0.	156,000.

FORM 990-PF	TAXES	STATEMENT	4
-------------	-------	-----------	---

DESCRIPTION	(A) EXPENSES PER BOOKS	(B) NET INVEST- MENT INCOME	(C) ADJUSTED NET INCOME	(D) CHARITABLE PURPOSES
STATE REGISTRATION	200.	200.	0.	0.
FOREIGN TAXES	1,758.	1,758.	0.	0.
TO FORM 990-PF, PG 1, LN 18	1,958.	1,958.	0.	0.

FORM 990-PF	OTHER EXPENSES	STATEMENT	5
-------------	----------------	-----------	---

DESCRIPTION	(A) EXPENSES PER BOOKS	(B) NET INVEST- MENT INCOME	(C) ADJUSTED NET INCOME	(D) CHARITABLE PURPOSES
BANK AND MANAGEMENT FEES	20,874.	20,874.	0.	0.
TO FORM 990-PF, PG 1, LN 23	20,874.	20,874.	0.	0.

FORM 990-PF	OTHER INCREASES IN NET ASSETS OR FUND BALANCES	STATEMENT	6
-------------	--	-----------	---

DESCRIPTION	AMOUNT
BOOK TO TAX COST BASIS DIFFERENCE-SECURITIES	3,266.
TOTAL TO FORM 990-PF, PART III, LINE 3	3,266.

FORM 990-PF	CORPORATE STOCK	STATEMENT	7
-------------	-----------------	-----------	---

DESCRIPTION	BOOK VALUE	FAIR MARKET VALUE
CORPORATE STOCKS-SEE ATTACHED	3,976,704.	4,339,589.
TOTAL TO FORM 990-PF, PART II, LINE 10B	3,976,704.	4,339,589.

FORM 990-PF DEPRECIATION OF ASSETS NOT HELD FOR INVESTMENT STATEMENT 8

DESCRIPTION	COST OR OTHER BASIS	ACCUMULATED DEPRECIATION	BOOK VALUE
BUILDING	1,068,374.	802,277.	266,097.
FURNITURE AND FIXTURES	233,167.	233,167.	0.
FULLY DEP IMPROVEMENTS	10,731.	10,731.	0.
TOTAL TO FM 990-PF, PART II, LN 14	1,312,272.	1,046,175.	266,097.

FORM 990-PF PART VIII - LIST OF OFFICERS, DIRECTORS
TRUSTEES AND FOUNDATION MANAGERS STATEMENT 9

NAME AND ADDRESS	TITLE AND AVRG HRS/WK	COMPEN- SATION	EMPLOYEE BEN PLAN CONTRIB	EXPENSE ACCOUNT
SHELDON W. BARLETTE, JR. 668 ROANOKE AVE. CUYAHOGA FALLS, OH 44221	PRESIDENT 5.00	0.	0.	0.
MARY YANKO 342 GREENWOOD AVE. AKRON, OH 44320	VICE PRESIDENT 5.00	0.	0.	0.
JIM STROBLE PO BOX 3531 AKRON, OH 44309	SECRETARY 5.00	0.	0.	0.
RICK ARCHER 4681 TURNBERRY TRAIL STOW, OH 44224	TREASURER 5.00	0.	0.	0.
JOHN BLICKLE 500 GRANT ST. AKRON, OH 44311	TRUSTEE 1.00	0.	0.	0.
STEVE COX 222 S. MAIN ST. AKRON, OH 44308	TRUSTEE 1.00	0.	0.	0.
DALE G. FREYGANG PO BOX 3531 AKRON, OH 44309	TRUSTEE 1.00	0.	0.	0.

CHILDREN'S FAMILY CARE, INC.

34-1405958

CASEY HUGHES 1064 SAN RAPHAEL DR. AKRON, OH 44333	TRUSTEE 1.00	0.	0.	0.
KEITH KILGORE 632 ROOSEVELT AVE. CUYAHOGA FALLS, OH 44221	TRUSTEE 1.00	0.	0.	0.
EMILY B. PETRARCA 45 MELBOURNE AVE. AKRON, OH 44313	TRUSTEE 1.00	0.	0.	0.
JOHN SHAFFER 3433 BLAKE RD. SEVILLE, OH 44273	TRUSTEE 1.00	0.	0.	0.
MICHAEL G. SOFUL 3320 W. MARKET ST. STE #300 FAIRLAWN, OH 44333	TRUSTEE 1.00	0.	0.	0.
DANA ZAHURANEC 2161 RAVENNA ST. HUDSON, OH 44236	TRUSTEE 1.00	0.	0.	0.
MICHAEL P. TRAINER ONE PERKINS SQUARE AKRON, OH 44308	TRUSTEE 1.00	0.	0.	0.
STEVE SHRIBER 4540 SWAN LAKE DR. COPLEY, OH 44321	TRUSTEE 1.00	0.	0.	0.

TOTALS INCLUDED ON 990-PF, PAGE 6, PART VIII

0.	0.	0.
----	----	----

Asset No	Description	Date Acquired	Method	Life	Line No	Unadjusted Cost Or Basis	Bus % Excl	* Reduction In Basis	Basis For Depreciation	Accumulated Depreciation	Current Sec 179	Current Year Deduction
1	BUILDING	121884SL		40.00	16	1,068,374.			1,068,374.	775,568.		26,709.
2	FURNITURE AND FIXTURES	123184SL		10.00	16	233,167.			233,167.	233,167.		0.
3	FULLY DEP IMPROVEMENTS	060494SL		10.00	16	10,731.			10,731.	10,731.		0.
	* TOTAL 990-PF PG 1 DEPR					1,312,272.		0.	1,312,272.	1,019,466.	0.	26,709.

Children's Family Care
34-1405958

Securities Cost
12/31/14

Acct. Number	Investments					Total Securities	Cash	Total Portfolio
	Stocks	Mutual Funds	Corporate Stocks	Bonds				
1185-6331	369,929	0	369,929	0		369,929	15,518	385,447
7856-8897	64,039	2,992,223	3,056,262	0		3,056,262	279,660	3,335,922
6067-6404	550,513	0	550,513	0		550,513	51,734	602,247
	<u>984,481</u>	<u>2,992,223</u>	<u>3,976,704</u>	<u>0</u>		<u>3,976,704</u>	<u>346,912</u>	<u>4,323,616</u>
Percent of securities	24 76%	75 24%		0 00%				
Perm Restricted	124,090	377,160		-		501,250		
Temp Restricted	60,706	184,508		-		245,214		
Unrestricted	<u>799,685</u>	<u>2,430,555</u>		-		<u>3,230,240</u>		
Totals	<u>984,481</u>	<u>2,992,223</u>		-		<u>3,976,704</u>		

Children's Family Care
34-1405958

Securities Market Value
12/31/14

Acct Number	Investments				Bonds	Total	
	Stocks	Mutual Funds	Corporate Stocks			Securities	Total Portfolio
1185-6331	683,191	0	683,191		0	683,191	698,709
7856-8897	77,275	2,966,863	3,044,138		0	3,044,138	3,323,798
6067-6404	612,260	0	612,260		0	612,260	663,994
	<u>1,372,726</u>	<u>2,966,863</u>	<u>4,339,589</u>		<u>0</u>	<u>4,339,589</u>	<u>4,686,501</u>
Percent of securities	31 63%	68 37%			0 00%		
Perm Restricted	158,559	342,691			-	501,250	
Temp Restricted	85,667	185,151			-	270,818	
Unrestricted	<u>1,128,501</u>	<u>2,439,020</u>			<u>-</u>	<u>3,567,521</u>	
Totals	<u>1,372,726</u>	<u>2,966,863</u>			<u>-</u>	<u>4,339,589</u>	

CHILDREN'S FAMILY CARE INC

DECEMBER 1, 2014 - DECEMBER 31, 2014
ACCOUNT NUMBER 1185-6331

Additional information

Gross proceeds

THIS PERIOD
0 00THIS YEAR
24,072 28

Foreign withholding

THIS PERIOD
-26 17THIS YEAR
-111 77

Portfolio detail

Stocks, options & ETFs

Stocks and ETFs

DESCRIPTION	% OF ACCOUNT	QUANTITY	ADJ PRICE/ ORIG PRICE	ADJ COST/ ORIG COST	CURRENT PRICE	CURRENT MARKET VALUE	UNREALIZED GAIN/LOSS	ESTIMATED	
								ANNUAL INCOME	ANNUAL YIELD (%)
ACE LIMITED									
ACE									
Acquired 01/14/10 L nc	4 93	300	N/A##	14,563 14	114 8800	34,464 00	19,900 86	780 00	2 26
AMAZON COM INC									
AMZN									
Acquired 12/21/05 L nc		81	N/A##	3,953 82		25,138 35	21,184 53		
Acquired 12/22/05 L nc		4	N/A##	194 87		1,241 40	1,046 53		
Total	3.78	85		\$4,148.69	310.3500	\$26,379.75	\$22,231.06	N/A	N/A



PRIVATE ADVISOR NETWORK ASSOCIATES, LTD./SELECT GROWTH PORTFOLIO (SGP)
084422

001 SR SRNK
0000 000909 (Rev 03)

DECEMBER 1, 2014 - DECEMBER 31, 2014
ACCOUNT NUMBER 1185-6331

Stocks, options & ETFs

Stocks and ETFs continued

DESCRIPTION	% OF ACCOUNT	QUANTITY	ADJ PRICE/ ORIG PRICE	ADJ COST/ ORIG COST	CURRENT PRICE	CURRENT MARKET VALUE	UNREALIZED GAIN/LOSS	ESTIMATED	
								ANNUAL INCOME	ANNUAL YIELD (%)
AMGEN INC									
AMGN									
Acquired 10/12/04 L nc	6.84	300	N/A##	16,733.52	159.2900	47,787.00	31,053.48	948.00	1.98
BAKER HUGHES INC									
BHI									
Acquired 05/12/09 L nc	3.21	400	N/A##	14,924.20	56.0700	22,428.00	7,503.80	272.00	1.21
BARD C R INC									
BCR									
Acquired 03/12/13 L	5.96	250	101.28	25,320.00	166.6200	41,655.00	16,335.00	220.00	0.52
BROADCOM CORP									
CL A									
BRCM									
Acquired 02/28/08 L nc	2.48	400	N/A##	7,610.04	43.3300	17,332.00	9,721.96	192.00	1.10
CISCO SYSTEMS INC									
CSCO									
Acquired 11/05/01 L nc		850	N/A##	15,257.50		23,642.75	8,385.25		
Acquired 10/23/12 L		700	N/A##	12,644.03		19,470.50	6,826.47		
Total	6.17	1,550		\$27,901.53	27.8150	\$43,113.25	\$15,211.72	\$1,178.00	2.73
CIT GROUP INC NEW									
CIT									
Acquired 07/30/10 L nc	3.08	450	N/A##	16,285.81	47.8300	21,523.50	5,237.69	270.00	1.25
COGNIZANT TECHNOLOGY									
SOLUTIONS CORP CL A									
CTSH									
Acquired 10/12/04 L nc	3.01	400	N/A##	3,188.93	52.6600	21,064.00	17,875.07	N/A	N/A
EXXON MOBIL CORP									
XOM									
Acquired 01/18/13 L	3.97	300	N/A##	27,139.74	92.4500	27,735.00	595.26	828.00	2.98
GOOGLE CL C NON-VOTING									
GOOG									
Acquired 12/21/05 L nc	2.94	39	N/A##	8,292.00	526.4000	20,529.60	12,237.60	N/A	N/A
GOOGLE INC CL A VOTING									
GOOGL									
Acquired 12/21/05 L nc	2.96	39	N/A##	8,318.58	530.6600	20,695.74	12,377.16	N/A	N/A

CHILDREN'S FAMILY CARE INC

DECEMBER 1, 2014 - DECEMBER 31, 2014
ACCOUNT NUMBER 1185-6331

Stocks, options & ETFs

Stocks and ETFs continued

DESCRIPTION	% OF ACCOUNT	QUANTITY	ADJ PRICE/ ORIG PRICE	ADJ COST/ ORIG COST	CURRENT PRICE	CURRENT MARKET VALUE	UNREALIZED GAIN/LOSS	ESTIMATED	
								ANNUAL INCOME	ANNUAL YIELD (%)
INTERNATIONAL BUSINESS MACHINE CORP IBM									
Acquired 03/08/07 L nc		47	N/A##	4,428.79		7,540.68	3,111.89		
Acquired 03/09/07 L nc		103	N/A##	9,586.96		16,525.32	6,938.36		
Total	3.44	150		\$14,015.75	160.4400	\$24,066.00	\$10,050.25	\$660.00	2.74
JPMORGAN CHASE & CO JPM									
Acquired 10/10/11 L	6.00	670	N/A##	21,547.40	62.5800	41,928.60	20,381.20	1,072.00	2.55
KLA-TENCOR CORP KLAC									
Acquired 10/27/08 L nc		335	N/A##	6,715.87		23,557.20	16,841.33		
Acquired 06/20/13 L		200	54.64	10,929.00		14,064.00	3,135.00		
Total	5.38	535		\$17,644.87	70.3200	\$37,621.20	\$19,976.33	\$1,070.00	2.84
MEDTRONIC INC MDT									
Acquired 03/03/95 L nc		150	N/A##	1,131.55		10,830.00	9,698.45		
Acquired 10/23/12 L		300	N/A##	12,520.92		21,660.00	9,139.08		
Total	4.65	450		\$13,652.47	72.2000	\$32,490.00	\$18,837.53	\$549.00	1.69
QUALCOMM INC QCOM									
Acquired 10/12/04 L nc		100	N/A##	4,132.69		7,433.00	3,300.31		
Acquired 07/22/05 L nc		200	N/A##	7,818.92		14,866.00	7,047.08		
Total	3.19	300		\$11,951.61	74.3300	\$22,299.00	\$10,347.39	\$504.00	2.26
SCHWAB CHARLES CORP NEW SCHW									
Acquired 12/06/04 L nc		980	N/A##	10,613.40		29,586.20	18,972.80		
Acquired 10/10/11 L		700	N/A##	8,514.52		21,133.00	12,618.48		
Total	7.26	1,680		\$19,127.92	30.1900	\$50,719.20	\$31,591.28	\$403.20	0.79
SYMANTEC CORP SYM									
Acquired 01/17/12 L		600	N/A##	9,859.56		15,393.00	5,533.44		
Acquired 05/18/12 L		600	N/A##	9,148.86		15,393.00	6,244.14		
Total	4.41	1,200		\$19,008.42	25.6550	\$30,786.00	\$11,777.58	\$720.00	2.34



DECEMBER 1, 2014 - DECEMBER 31, 2014
ACCOUNT NUMBER 1185-6331

Stocks, options & ETFs

Stocks and ETFs continued

DESCRIPTION	% OF ACCOUNT	QUANTITY	ADJ PRICE/ ORIG PRICE	ADJ COST/ ORIG COST	CURRENT PRICE	CURRENT MARKET VALUE	UNREALIZED GAIN/LOSS	ESTIMATED	
								ANNUAL INCOME	ANNUAL YIELD (%)
T C F FINANCIAL CORP									
TCB									
Acquired 06/12/08 L nc		800	N/A##	11,076 64		12,712 00	1,635 36		
Acquired 10/23/12 L		400	N/A##	4,440 76		6,356 00	1,915 24		
Acquired 05/06/14 S		225	15 29	3,441 65		3,575 25	133 60		
Total	3.24	1,425		\$18,959.05	15.8900	\$22,643.25	\$3,684.20	\$285.00	1.26
TEVA PHARMACEUTICAL									
ADR INDS LTD									
TEVA									
Acquired 10/13/05 L nc		236	N/A##	8,140 16		13,572 36	5,432 20		
Acquired 10/14/05 L nc		165	N/A##	5,633 15		9,489 15	3,856 00		
Acquired 10/17/05 L nc		149	N/A##	5,144 58		8,568 99	3,424 41		
Total	4.53	550		\$18,917.89	57.5100	\$31,630.50	\$12,712.61	\$633.05	2.00
TRANSOCEAN LTD									
ORDINARY SHARES									
RIG									
Acquired 06/03/10 L nc		55	N/A##	2,792 44		1,008 15	-1,784 29		
Acquired 05/16/12 L		400	N/A##	17,358 52		7,332 00	-10,026 52		
Total	1.19	455		\$20,150.96	18.3300	\$8,340.15	-\$11,810.81	\$1,365.00	16.37
US BANCORP NEW									
USB									
Acquired 05/10/11 L	5.15	800	N/A##	20,526 00	44 9500	35,960 00	15,434 00	784 00	2 18
Total Stocks and ETFs	97.78			\$369,928.52		\$683,190 74	\$313,262.22	\$12,733.25	1.86
Total Stocks, options & ETFs	97.78			\$369,928.52		\$683,190 74	\$313,262.22	\$12,733.25	1.86

Cost information for one or more securities is not available. If you have cost information and would like to see it on future statements, contact Your Financial Advisor.
nc Cost information for this tax lot is not covered by IRS reporting requirements. Unless indicated, cost for all other lots will be reported to the IRS.

CHILDREN'S FAMILY CARE INC

DECEMBER 1, 2014 - DECEMBER 31, 2014
ACCOUNT NUMBER 7856-8897-

Additional information

Gross proceeds

THIS PERIOD	THIS YEAR
0 00	884,203 31

Portfolio detail

Stocks, options & ETFs

Stocks and ETFs

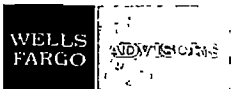
DESCRIPTION	% OF ACCOUNT	QUANTITY	ADJ PRICE/ ORIG PRICE	ADJ COST/ ORIG COST	CURRENT PRICE	CURRENT MARKET VALUE	UNREALIZED GAIN/LOSS	ESTIMATED	
								ANNUAL INCOME	ANNUAL YIELD (%)
ISHARES ET									
RUSSELL 2000									
IWM									
Acquired 05/28/13 L		536	99 13	53,133 68		64,116 32	10,982 64		
Acquired 05/28/13 L		110	99 13	10,905 39		13,158 20	2,252 81		
Total	2.32	646	\$99 13	\$64,039.07	119.6200	\$77,274.52	\$13,235.45	\$976.10	1.26
Total Stocks and ETFs	2.32			\$64,039.07		\$77,274.52	\$13,235.45	\$976.10	1.26
Total Stocks, options & ETFs	2.32			\$64,039.07		\$77,274.52	\$13,235.45	\$976.10	1.26



ASSET ADVISOR

133056

001 5R 5RHK
0010 0009.2 (Rev 03)



CHILDREN'S FAMILY CARE INC

Page 5 of 20

DECEMBER 1, 2014 - DECEMBER 31, 2014
ACCOUNT NUMBER 7856-8897**Mutual Funds**

If a portion of your fund position was converted, the 'Client Investment' value may include reinvestments from previously held positions

Open End Mutual Funds

Open End Mutual Fund shares are priced at net asset value Estimated Annual Income and Yield refer to Dividends and Interest Income only, and typically do not reflect Total return

								ESTIMATED	
DESCRIPTION	% OF ACCOUNT	QUANTITY	ADJ PRICE/ ORIG PRICE	ADJ COST/ ORIG COST	CURRENT PRICE	CURRENT MARKET VALUE	UNREALIZED GAIN/LOSS	ANNUAL INCOME	ANNUAL YIELD (%)
ABERDEEN FDS EMERGING MARKETS FUND INSTITUTIONAL CLASS ABEMX									
On Reinvestment									
Acquired 05/28/13 L		9,433 96200	15 90	150,000 00		127,264 05	-22,735 95		
Reinvestments L		132 25900	14 46	1,912 92		1,784 19	-128 73		
Reinvestments S		443 48100	13 92	6,175 03		5,982 63	-192 40		
Total	4 06	10,009 70200	\$15.79	\$158,087.95	13 4900	\$135,030 87	-\$23,057 08	\$1,991.93	1.48
Client Investment (Excluding Reinvestments)						\$150,000 00			
Gain/Loss on Client Investment (Including Reinvestments)						-\$14,969 13			
BROADVIEW FDS TR OPPORTUNITY FD BVAOX									
On Reinvestment									
Acquired 05/28/13 L		1,910 26799	37 05	70,775 42		70,851 82	76 40		
Reinvestments L		328 57301	38 98	12,808 80		12,186 79	-622 01		
Reinvestments S		245 20100	37 55	9,209 74		9,094 50	-115 24		
Total	2 77	2,484.04200	\$37.36	\$92,793.96	37.0900	\$92,133.11	-\$660 85	N/A	N/A
Client Investment (Excluding Reinvestments)						\$70,775 42			
Gain/Loss on Client Investment (Including Reinvestments)						\$21,357 69			
CALAMOS INVT TR NEW MARKET NEUTRAL INCOME FD CL I CMNIX									
On Reinvestment									
Acquired 05/28/13 L		9,357 58200	12 83	120,057 78		119,964 11	-93 67		
Reinvestments L		302 19000	12 74	3,850 27		3,874 12	23 85		
Reinvestments S		221 01500	12 84	2,839 37		2,833 45	-5 92		
Total	3.81	9,880.78700	\$12 83	\$126,747.42	12.8200	\$126,671.68	-\$75.74	\$1,531.52	1.21
Client Investment (Excluding Reinvestments)						\$120,057 78			
Gain/Loss on Client Investment (Including Reinvestments)						\$6,613 90			

ASSET ADVISOR

001 5R 5R NK

CHILDREN'S FAMILY CARE INC

DECEMBER 1, 2014 - DECEMBER 31, 2014
ACCOUNT NUMBER 7856-8897

Mutual Funds

Open End Mutual Funds continued

DESCRIPTION	% OF ACCOUNT	QUANTITY	ADJ PRICE/ ORIG PRICE	ADJ COST/ ORIG COST	CURRENT PRICE	CURRENT MARKET VALUE	UNREALIZED GAIN/LOSS	ESTIMATED	
								ANNUAL INCOME	ANNUAL YIELD (%)
DIAMOND HILL SMALL CAP FUND CL-I DHSIX									
On Reinvestment									
Acquired 05/28/13 L		2,339.85300	30.87	72,231.25		77,308.72	5,077.47		
Reinvestments L		219.79100	32.41	7,125.61		7,261.91	136.30		
Reinvestments S		142.07000	32.33	4,593.41		4,694.00	100.59		
Total	2.69	2,701.71400	\$31.07	\$83,950.27	33.0400	\$89,264.63	\$5,314.36	\$147.78	0.17
Client Investment (Excluding Reinvestments)						\$72,231.25			
Gain/Loss on Client Investment (Including Reinvestments)						\$17,033.38			
EUROPACIFIC GROWTH FD CLASS A AEPGX									
On Reinvestment									
Acquired 11/10/03 L nc		2,312.93500	N/A##	67,468.31		109,008.60	41,540.29		
Acquired 12/24/08 L nc		343.18500	N/A##	9,269.44		16,174.31	6,904.87		
Acquired 12/24/08 L nc		612.61000	N/A##	16,546.60		28,872.31	12,325.71		
Acquired 12/28/09 L nc		208.61100	N/A##	8,014.83		9,831.84	1,817.01		
Acquired 01/07/10 L nc		2,272.45500	N/A##	90,534.60		107,100.80	16,566.20		
Acquired 12/28/11 L nc		279.43400	N/A##	9,824.91		13,169.74	3,344.83		
Acquired 12/27/12 L		263.61600	N/A##	10,792.44		12,424.22	1,631.78		
Reinvestments L		58.50800	48.39	2,831.78		2,757.48	-74.30		
Reinvestments S		86.73100	47.59	4,128.38		4,087.64	-40.74		
Total	9.13	6,438.08500		\$219,411.29	47.1300	\$303,426.94	\$84,015.65	\$4,184.75	1.38
Client Investment (Excluding Reinvestments)						\$212,451.13			
Gain/Loss on Client Investment (Including Reinvestments)						\$90,975.81			
FIRST EAGLE FDS INC GLOBAL FD CL I SGIIX									
On Reinvestment									
Acquired 05/28/13 L		2,773.51700	52.38	145,276.84		145,997.91	721.07		
Reinvestments L		136.04500	52.16	7,097.44		7,161.42	63.98		
Reinvestments S		160.16800	51.29	8,216.61		8,431.25	214.64		
Total	4.86	3,069.73000	\$52.31	\$160,590.89	52.6400	\$161,590.58	\$999.69	N/A	N/A
Client Investment (Excluding Reinvestments)						\$145,276.84			
Gain/Loss on Client Investment (Including Reinvestments)						\$16,313.74			



ASSET ADVISOR

133058

001 5R 5RNM
0000 000909 (Rev 03)



CHILDREN'S FAMILY CARE INC

Page 7 of 20

DECEMBER 1, 2014 - DECEMBER 31, 2014
ACCOUNT NUMBER 7856-8897

Mutual Funds

Open End Mutual Funds continued

Open End Mutual Funds continued

DESCRIPTION	% OF ACCOUNT	QUANTITY	ADJ PRICE/ ORIG PRICE	ADJ COST/ ORIG COST	CURRENT PRICE	CURRENT MARKET VALUE	UNREALIZED GAIN/LOSS	ESTIMATED	
								ANNUAL INCOME	ANNUAL YIELD (%)
GOLDMAN SACHS TR STRATEGIC INCOME FD CL INSTL SHS GSZIX									
On Reinvestment									
Acquired 01/22/14 S		23,342 67000	10 71	250,000 00		239,962 41	-10,037 59		
Reinvestments S		655 50900	10 50	6,888 45		6,738 87	-149 58		
Total	7.42	23,998 17900	\$10.70	\$256,888.45	10.2800	\$246,701 28	-\$10,187.17	\$6,503.50	2.64
Client Investment (Excluding Reinvestments)						\$250,000 00			
Gain/Loss on Client Investment (Including Reinvestments)						-\$3,298 72			
LOOMIS SAYLES INVT TR BOND CLASS I LSBDX									
On Reinvestment									
Acquired 05/28/13 L		6,455 77800	15 49	100,000 00		95,739 12	-4,260 88		
Reinvestments L		230 65900	15 05	3,473 01		3,420 68	-52 33		
Reinvestments S		473 86100	15 11	7,160 80		7,027 41	-133 39		
Total	3 19	7,160 29800	\$15 45	\$110,633.81	14 8300	\$106,187.21	-\$4,446 60	\$4,604 07	4.34
Client Investment (Excluding Reinvestments)						\$100,000 00			
Gain/Loss on Client Investment (Including Reinvestments)						\$6,187 21			
MAINSTAY FDS TR MARKETFIELD FD CL I MFLDX									
On Reinvestment									
Acquired 05/28/13 L		6,747 68900	17 13	115,587 90		109,582 40	-6,005 50		
Reinvestments L		0 79000	18 05	14 26		12 89	-1 37		
Total	3 30	6,748.47900	\$17.13	\$115,602 16	16.2400	\$109,595.29	-\$6,006 87	N/A	N/A
Client Investment (Excluding Reinvestments)						\$115,587 90			
Gain/Loss on Client Investment (Including Reinvestments)						-\$5,992 61			
MANNING & NAPIER FD WORLD OPPORTUNITIES SERIES CLASS A EXWAX									
On Reinvestment									
Acquired 05/28/13 L		32,505 91000	8 46	275,000 00		238,268 00	-36,732 00		
Reinvestments L		561 80300	8 75	4,916 00		4,118 05	-797 95		

ASSET ADVISOR

001 SR SRNK

CHILDREN'S FAMILY CARE INC

DECEMBER 1, 2014 - DECEMBER 31, 2014
ACCOUNT NUMBER 7856-8897

Mutual Funds

Open End Mutual Funds continued

DESCRIPTION	% OF ACCOUNT	QUANTITY	ADJ PRICE/ ORIG PRICE	ADJ COST/ ORIG COST	CURRENT PRICE	CURRENT MARKET VALUE	UNREALIZED GAIN/LOSS	ESTIMATED	
								ANNUAL INCOME	ANNUAL YIELD (%)
Reinvestments S		3,770.82900	7.21	27,202.05		27,640.46	438.41		
Total	8.12	36,838.54200	\$8.34	\$307,118.05	7.3300	\$270,026.51	-\$37,091.54	\$3,683.85	1.36
Client Investment (Excluding Reinvestments)						\$275,000.00			
Gain/Loss on Client Investment (Including Reinvestments)						-\$4,973.49			
JPMORGAN TR II CORE PLUS BD FD SELECT CLASS HLIPX On Reinvestment Acquired 10/22/14 S Reinvestments S		41,567.69600 649.13300	8.42 8.33	350,000.00 5,412.69		345,427.14 5,394.70	-4,572.86 -17.99		
Total	10.55	42,216.82900	\$8.42	\$355,412.69	8.3100	\$350,821.84	-\$4,590.85	\$12,074.01	3.44
Client Investment (Excluding Reinvestments)						\$350,000.00			
Gain/Loss on Client Investment (Including Reinvestments)						\$821.84			
PIMCO ALL ASSET ALL AUTHORITY FD CL I PAUIX On Reinvestment Acquired 05/28/13 L Reinvestments L Reinvestments S		21,088.35000 379.21700 2,003.35600	10.85 10.27 9.63	228,808.59 3,894.98 19,303.04		192,536.42 3,462.28 18,290.82	-36,272.17 -432.70 -1,012.22		
Total	6.45	23,470.92300	\$10.74	\$252,006.61	9.1300	\$214,289.52	-\$37,717.09	\$12,768.18	5.96
Client Investment (Excluding Reinvestments)						\$228,808.59			
Gain/Loss on Client Investment (Including Reinvestments)						-\$14,519.07			
PIONEER SER TR VI MULTI-ASSET REAL RETURN FD CL Y PMYRX On Reinvestment Acquired 05/28/13 L Reinvestments L Reinvestments S		9,293.68000 447.82500 476.21400	13.45 12.92 12.75	125,000.00 5,787.37 6,076.22		114,590.98 5,521.73 5,871.76	-10,409.02 -265.64 -204.46		



ASSET ADVISOR

133060

001 5R 5R NK
0 120 000909 (501 50)



CHILDREN'S FAMILY CARE INC

Page 9 of 20

DECEMBER 1, 2014 - DECEMBER 31, 2014
ACCOUNT NUMBER 7856-8897

Mutual Funds

Open End Mutual Funds continued

DESCRIPTION	% OF ACCOUNT	QUANTITY	ADJ PRICE/ ORIG PRICE	ADJ COST/ ORIG COST	CURRENT PRICE	CURRENT MARKET VALUE	UNREALIZED GAIN/LOSS	ESTIMATED	
								ANNUAL INCOME	ANNUAL YIELD (%)
Total	3.79	10,217.71900	\$13.39	\$136,863.59	12.3300	\$125,984.47	-\$10,879.12	\$1,297.65	1.03
Client Investment (Excluding Reinvestments)						\$125,000.00			
Gain/Loss on Client Investment (Including Reinvestments)						\$984.47			
TEMPLETON INCOME TR GLOBAL TOTAL RETURN FD ADVISOR CLASS TTRZX									
On Reinvestment									
Acquired 05/28/13 L		10,783.60900	13.91	150,000.00		135,334.19	-14,665.81		
Reinvestments L		336.19300	13.37	4,495.53		4,219.24	-276.29		
Reinvestments S		906.84600	12.85	11,659.73		11,381.00	-278.73		
Total	4.54	12,026.64800	\$13.82	\$166,155.26	12.5500	\$150,934.43	-\$15,220.83	\$6,758.97	4.48
Client Investment (Excluding Reinvestments)						\$150,000.00			
Gain/Loss on Client Investment (Including Reinvestments)						\$934.43			
VANGUARD BD INDEX FDS TOTAL BOND MARKET INDEX FD ADMIRAL SHS VBTXX									
On Reinvestment									
Acquired 05/29/13 L		26,853.24100	10.89	292,431.79		291,894.46	-537.33		
Reinvestments L		491.49400	10.65	5,238.48		5,342.64	104.16		
Reinvestments S		830.40000	10.77	8,947.34		9,026.61	79.27		
Total	9.21	28,175.13500	\$10.88	\$306,617.61	10.8700	\$306,263.71	-\$353.90	\$7,860.86	2.57
Client Investment (Excluding Reinvestments)						\$292,431.79			
Gain/Loss on Client Investment (Including Reinvestments)						\$13,831.92			
VANGUARD INDEX FDS VANGUARD TOTAL STK MKT INDEX FD ADMIRAL SHS VTSAX									
On Reinvestment									
Acquired 05/29/13 L		3,316.46000	41.38	137,259.38		171,129.30	33,869.92		
Reinvestments L		69.46400	42.91	2,980.94		3,584.36	603.42		
Reinvestments S		62.54500	49.61	3,102.89		3,227.34	124.45		

ASSET ADVISOR

001 5R 5R NK

C:\KSE71\KSEK\000715\NNNNNNNNNN\NNN\NNN\00K\011\001\133061\11078038.1.1

CHILDREN'S FAMILY CARE INC

DECEMBER 1, 2014 - DECEMBER 31, 2014
ACCOUNT NUMBER 7856-8897

Mutual Funds

Open End Mutual Funds continued

DESCRIPTION	% OF ACCOUNT	QUANTITY	ADJ PRICE/ ORIG PRICE	ADJ COST/ ORIG COST	CURRENT PRICE	CURRENT MARKET VALUE	UNREALIZED GAIN/LOSS	ESTIMATED	
								ANNUAL INCOME	ANNUAL YIELD (%)
Total	5.35	3,448.46900	\$41.57	\$143,343.21	51.6000	\$177,941.00	\$34,597.79	\$3,138.10	1.76
Client Investment (Excluding Reinvestments)						\$137,259.38			
Gain/Loss on Client Investment (Including Reinvestments)						\$40,681.62			
Total Open End Mutual Funds	89.26			\$2,992,223.22		\$2,966,863.07	-\$25,360.15	\$66,545.17	2.24
Total Mutual Funds	89.26			\$2,992,223.22		\$2,966,863.07	-\$25,360.15	\$66,545.17	2.24

Cost information for one or more securities is not available. If you have cost information and would like to see it on future statements, contact Your Financial Advisor.
no Cost information for this tax lot is not covered by IRS reporting requirements. Unless indicated, cost for all other lots will be reported to the IRS.



ASSET ADVISOR

133062

001 SR SRWK
0000 000000 (Rev 03)

CHILDREN'S FAMILY CARE INC

DECEMBER 1, 2014 - DECEMBER 31, 2014
ACCOUNT NUMBER: 6067-6404

Additional information

Gross proceeds

THIS PERIOD
19,634.41

THIS YEAR
432,510.57

Portfolio detail

Stocks, options & ETFs


Stocks and ETFs

DESCRIPTION	% OF ACCOUNT	QUANTITY	ADJ PRICE/ ORIG PRICE	ADJ COST/ ORIG COST	CURRENT PRICE	CURRENT MARKET VALUE	UNREALIZED GAIN/LOSS	ESTIMATED	
								ANNUAL INCOME	ANNUAL YIELD (%)
ALCOA INC									
AA									
Acquired 04/16/13 L	1.47	620	8.08	5,014.12	15.7900	9,789.80	4,775.68	74.40	0.75
ALERE INC									
ALR									
Acquired 02/21/13 L		260	22.12	5,751.87		9,880.00	4,128.13		
Acquired 02/20/14 S		80	35.99	2,879.99		3,040.00	160.01		
Total	1.95	340	\$25.39	\$8,631.86	38.0000	\$12,920.00	\$4,288.14	N/A	N/A



PRIVATE ADVISOR NETWORK/MANNING & NAPIER ADVISORS INC/US CORE EQUITY
133034

0015R5RNK
0050 000005 (Rev 03)



CHILDREN'S FAMILY CARE INC

Page 5 of 19

DECEMBER 1, 2014 - DECEMBER 31, 2014
ACCOUNT NUMBER 6067-6404

Stocks, options & ETFs

Stocks and ETFs continued

DESCRIPTION	% OF ACCOUNT	QUANTITY	ADJ PRICE/ ORIG PRICE	ADJ COST/ ORIG COST	CURRENT PRICE	CURRENT MARKET VALUE	UNREALIZED GAIN/LOSS	ESTIMATED	
								ANNUAL INCOME	ANNUAL YIELD (%)
AMAZON COM INC									
AMZN									
Acquired 09/12/13 L	0.47	10	299.27	2,992.76	310.3500	3,103.50	110.74	N/A	N/A
AMC NETWORKS INC									
CLASS A									
AMCX									
Acquired 02/28/14 S		100	76.00	7,600.02		6,377.00	-1,223.02		
Acquired 03/13/14 S		30	75.54	2,266.20		1,913.10	-353.10		
Acquired 06/10/14 S		90	61.09	5,498.44		5,739.30	240.86		
Total	2.11	220	\$69.84	\$15,364.66	63.7700	\$14,029.40	-\$1,335.26	N/A	N/A
APACHE CORP COMMON									
APA									
Acquired 10/28/13 L		20	90.45	1,809.20		1,253.40	-555.80		
Acquired 11/12/13 L		40	89.55	3,582.17		2,506.80	-1,075.37		
Acquired 02/20/14 S		20	84.40	1,688.00		1,253.40	-434.60		
Total	0.76	80	\$88.49	\$7,079.37	62.6700	\$5,013.60	-\$2,065.77	\$80.00	1.60
APOLLO EDUCATION GROUP									
INC									
APOL									
Acquired 01/23/14 S	1.03	200	34.92	6,985.20	34.1100	6,822.00	-163.20	N/A	N/A
BIOMED REALTY TRUST INC									
BMR									
Acquired 02/21/13 L		30	21.22	636.87		646.20	9.33		
Acquired 02/20/14 S		30	20.45	613.80		646.20	32.40		
Total	0.19	60	\$20.84	\$1,250.67	21.5400	\$1,292.40	\$41.73	\$62.40	4.83
CAMERON INTERNATNL CRP									
CAM									
Acquired 01/15/13 L		220	N/A##	13,018.78		10,989.00	-2,029.78		
Acquired 10/25/13 L		50	53.82	2,691.50		2,497.50	-194.00		
Total	2.03	270		\$15,710.28	49.9500	\$13,486.50	-\$2,223.78	N/A	N/A
CATAMARAN CORP									
CTRX									
Acquired 03/28/14 S		140	45.55	6,377.77		7,245.00	867.23		
Acquired 10/31/14 S		80	48.36	3,868.82		4,140.00	271.18		
Total	1.71	220	\$46.58	\$10,246.59	51.7500	\$11,385.00	\$1,138.41	N/A	N/A

CHILDREN'S FAMILY CARE INC

DECEMBER 1, 2014 - DECEMBER 31, 2014
ACCOUNT NUMBER 6067-6404

Stocks, options & ETFs

Stocks and ETFs continued

DESCRIPTION	% OF ACCOUNT	QUANTITY	ADJ PRICE/ ORIG PRICE	ADJ COST/ ORIG COST	CURRENT PRICE	CURRENT MARKET VALUE	UNREALIZED GAIN/LOSS	ESTIMATED	
								ANNUAL INCOME	ANNUAL YIELD (%)
CERNER CORP									
CERN									
Acquired 11/19/08 L nc		120	N/A##	1,044.39		7,759.20	6,714.81		
Acquired 09/25/12 L		120	N/A##	4,505.90		7,759.20	3,253.30		
Acquired 04/10/14 S		40	54.50	2,180.16		2,586.40	406.24		
Acquired 05/29/14 S		100	54.66	5,466.50		6,466.00	999.50		
Total	3.70	380		\$13,196.95	64.6600	\$24,570.80	\$11,373.85	N/A	N/A
COCA-COLA COMPANY									
KO									
Acquired 02/21/13 L		40	37.74	1,509.81		1,688.80	178.99		
Acquired 08/16/13 L		90	39.00	3,510.00		3,799.80	289.80		
Acquired 02/20/14 S		80	37.33	2,986.94		3,377.60	390.66		
Total	1.34	210	\$38.13	\$8,006.75	42.2200	\$8,866.20	\$859.45	\$256.20	2.89
CORPORATE OFFICE PPTYS									
REIT TR									
OFC									
Acquired 11/03/11 L		10	23.53	235.39		283.70	48.31		
				235.86					
Acquired 03/29/12 L		30	23.21	696.43		851.10	154.67		
				697.86					
Acquired 02/20/14 S		10	27.00	270.00		283.70	13.70		
Total	0.21	50		\$1,201.82	28.3700	\$1,418.50	\$216.68	\$55.00	3.88
				\$1,203.72					
D R HORTON INC									
DHI									
Acquired 11/22/11 L		50	N/A##	561.26		1,264.50	703.24		
Acquired 12/23/13 L		110	21.14	2,326.23		2,781.90	455.67		
Total	0.61	160		\$2,887.43	25.2900	\$4,046.40	\$1,158.91	\$40.00	0.99
DISCOVERY COMMUNICATIONS									
INC A									
DISCA									
Acquired 12/30/14 S	0.99	190	35.05	6,661.38	34.4500	6,545.50	-115.88	N/A	N/A
E M C CORP MASS									
EMC									
Acquired 02/21/13 L	2.19	490	23.36	11,447.61	29.7400	14,572.60	3,124.99	225.40	1.54





CHILDREN'S FAMILY CARE INC

Page 7 of 19

DECEMBER 1, 2014 - DECEMBER 31, 2014
ACCOUNT NUMBER 6067-6404

Stocks, options & ETFs

Stocks and ETFs continued

DESCRIPTION	% OF ACCOUNT	QUANTITY	ADJ PRICE/ ORIG PRICE	ADJ COST/ ORIG COST	CURRENT PRICE	CURRENT MARKET VALUE	UNREALIZED GAIN/LOSS	ESTIMATED	
								ANNUAL INCOME	ANNUAL YIELD (%)
EBAY INC									
EBAY									
Acquired 05/22/13 L		80	55 44	4,435 64		4,489 60	53 96		
Acquired 08/23/13 L		90	51 52	4,636 80		5,050 80	414 00		
Acquired 10/25/13 L		40	51 57	2,062 98		2,244 80	181 82		
Acquired 11/12/13 L		50	52 84	2,642 30		2,806 00	163 70		
Acquired 06/03/14 S		50	50 41	2,520 73		2,806 00	285 27		
Total	2.62	310	\$52.58	\$16,298.45	56 1200	\$17,397.20	\$1,098.75	N/A	N/A
ELECTRONIC ARTS INC									
EA									
Acquired 10/16/12 L	2 05	290	N/A##	4,026 96	47 0150	13,634 35	9,607 39	N/A	N/A
ENERGIZER HOLDINGS INC									
ENR									
Acquired 04/10/14 S	1 36	70	98 85	6,919 69	128 5600	8,999 20	2,079 51	140 00	1 55
EOG RESOURCES INC									
EOG									
Acquired 05/11/12 L		30	N/A##	1,564 72		2,762 10	1,197 38		
Acquired 10/22/14 S		70	95 67	6,696 90		6,444 90	-252 00		
Acquired 11/14/14 S		20	98 13	1,962 66		1,841 40	-121 26		
Total	1 66	120		\$10,224.28	92 0700	\$11,048.40	\$824 12	\$80.40	0.73
EVERTEC INC									
EUTC									
Acquired 06/11/14 S	1 43	430	24 22	10,418 47	22 1300	9,515 90	-902 57	172 00	1 80
EXPRESS SCRIPTS HLDG CO									
ESRX									
Acquired 03/21/14 S		90	77 65	6,988 50		7,620 30	631 80		
Acquired 06/27/14 S		10	68 95	689 56		846 70	157 14		
Acquired 10/22/14 S		30	73 13	2,194 07		2,540 10	346 03		
Total	1 66	130	\$75 94	\$9,872.13	84 6700	\$11,007.10	\$1,134 97	N/A	N/A
FACEBOOK INC									
CLASS A									
FB									
Acquired 05/06/14 S	0 47	40	59 31	2,372 40	78 0200	3,120 80	748 40	N/A	N/A
FASTENAL CO									
FAST									
Acquired 08/24/12 L		150	N/A##	6,697 25		7,134 00	436 75		
Acquired 08/27/13 L		20	44 25	885 09		951 20	66 11		

PRIVATE ADVISOR NETWORK/MANNING & NAPIER ADVISORS, INCAUS CORE EQUITY

001 5R SRNK

05/07/14 05:00 PM 14 MINIMUMIMUMIMUM MINIMUM 005 015 001 133017 1107/013 1 1

CHILDREN'S FAMILY CARE INC

DECEMBER 1, 2014 - DECEMBER 31, 2014
ACCOUNT NUMBER 6067-6404

Stocks, options & ETFs

Stocks and ETFs continued

DESCRIPTION	% OF ACCOUNT	QUANTITY	ADJ PRICE/ ORIG PRICE	ADJ COST/ ORIG COST	CURRENT PRICE	CURRENT MARKET VALUE	UNREALIZED GAIN/LOSS	ESTIMATED	
								ANNUAL INCOME	ANNUAL YIELD (%)
Acquired 12/11/13 L		40	47 58	1,903 28		1,902 40	-0 88		
Acquired 08/14/14 S		90	44 37	3,993 30		4,280 40	287 10		
Total	2 15	300		\$13,478 92	47.5600	\$14,268.00	\$789 08	\$300.00	2.10
FLIR SYSTEMS INC									
FLIR									
Acquired 04/03/14 S		70	36 77	2,574 30		2,261 70	-312 60		
Acquired 07/30/14 S		140	34 46	4,824 43		4,523 40	-301 03		
Acquired 09/24/14 S		80	32 34	2,587 74		2,584 80	-2 94		
Total	1.41	290	\$34 44	\$9,986.47	32.3100	\$9,369 90	-\$616.57	\$116.00	1.24
GANNETT CO INC DEL									
GCI									
Acquired 10/06/14 S		210	29 46	6,188 28		6,705 30	517 02		
Acquired 11/04/14 S		90	30 66	2,759 83		2,873 70	113 87		
Total	1.44	300	\$29.83	\$8,948 11	31.9300	\$9,579 00	\$630.89	\$240.00	2.51
GENERAL ELECTRIC COMPANY									
GE									
Acquired 04/24/13 L		240	21 82	5,238 00		6,064 80	826 80		
Acquired 10/03/13 L		130	24 11	3,134 89		3,285 10	150 21		
Acquired 08/04/14 S		160	25 21	4,035 18		4,043 20	8 02		
Acquired 09/25/14 S		120	25 81	3,097 20		3,032 40	-64 80		
Total	2 47	650	\$23.85	\$15,505 27	25.2700	\$16,425.50	\$920.23	\$598.00	3 64
GOOGLE CL C NON-VOTING									
GOOG									
Acquired 03/26/13 L	0 79	10	404 06	4,040 64	526 4000	5,264 00	1,223 36	N/A	N/A
GOOGLE INC CL A VOTING									
GOOGL									
Acquired 03/26/13 L	0 80	10	405 36	4,053 61	530 6600	5,306 60	1,252 99	N/A	N/A
HEARTWARE INTERNATIONAL									
HTWR									
Acquired 10/01/14 S	1 00	90	76 87	6,918 44	73 4300	6,608 70	-309 74	N/A	N/A
HESS CORPORATION									
HES									
Acquired 05/17/12 L		140	N/A##	6,352 48		10,334 80	3,982 32		
Acquired 11/17/14 S		40	81 12	3,245 12		2,952 80	-292 32		
Total	2 00	180		\$9,597.60	73.8200	\$13,287 60	\$3,690.00	\$180.00	1.35



PRIVATE ADVISOR NETWORK/MANNING & NAPIER ADVISORS INC/US CORE EQUITY
133038

001 5R 5R/NK
0000 000909 (Rev 03)

WELLS
FARGO

ADVISORS

CHILDREN'S FAMILY CARE INC

DECEMBER 1, 2014 - DECEMBER 31, 2014
ACCOUNT NUMBER 6067-6404

Stocks, options & ETFs

Stocks and ETFs continued

DESCRIPTION	% OF ACCOUNT	QUANTITY	ADJ PRICE/ ORIG PRICE	ADJ COST/ ORIG COST	CURRENT PRICE	CURRENT MARKET VALUE	UNREALIZED GAIN/LOSS	ESTIMATED	
								ANNUAL INCOME	ANNUAL YIELD (%)
HOMEAWAY INC AWAY									
Acquired 04/10/14 S		50	33 74	1,687 31		1,489 00	-198 31		
Acquired 04/15/14 S		50	32 91	1,645 50		1,489 00	-156 50		
Acquired 10/24/14 S		50	33 44	1,672 45		1,489 00	-183 45		
Total	0.67	150	\$33.37	\$5,005.26	29.7800	\$4,467.00	-\$538.26	N/A	N/A
INGREDION INCORPORATED INGR									
Acquired 09/19/13 L		60	66 93	4,016 22		5,090 40	1,074 18		
Acquired 11/07/13 L		40	67 60	2,704 14		3,393 60	689 46		
Acquired 11/14/13 L		10	70 36	703 61		848 40	144 79		
Acquired 02/20/14 S		20	64 82	1,296 40		1,696 80	400 40		
Total	1.66	130	\$67.08	\$8,720.37	84.8400	\$11,029.20	\$2,308.83	\$218.40	1.98
INTUITIVE SURGICAL INC COM NEW ISRG									
Acquired 05/21/14 S	0.80	10	364 53	3,645 30	528 9400	5,289 40	1,644 10	N/A	N/A
JOHNSON & JOHNSON JNJ									
Acquired 01/15/13 L		60	N/A##	4,333 81		6,274 20	1,940 39		
Acquired 03/05/14 S		10	92 60	926 06		1,045 70	119 64		
Total	1.10	70		\$5,259.87	104.5700	\$7,319.90	\$2,060.03	\$196.00	2.68
JOY GLOBAL INC JOY									
Acquired 10/01/12 L		30	N/A##	1,712 77		1,395 60	-317 17		
Acquired 04/17/13 L		100	53 54	5,354 89		4,652 00	-702 89		
Acquired 09/30/14 S		40	54 68	2,187 60		1,860 80	-326 80		
Total	1.19	170		\$9,255.26	46.5200	\$7,908.40	-\$1,346.86	\$136.00	1.72
JUNIPER NETWORK INC JNPR									
Acquired 05/09/13 L		460	17 31	7,965 45		10,267 20	2,301 75		
Acquired 10/30/14 S		300	20 88	6,266 70		6,696 00	429 30		
Total	2.55	760	\$18.73	\$14,232.15	22.3200	\$16,963.20	\$2,731.05	\$304.00	1.79

CHILDREN'S FAMILY CARE INC

DECEMBER 1, 2014 - DECEMBER 31, 2014
ACCOUNT NUMBER 6067-6404

Stocks, options & ETFs

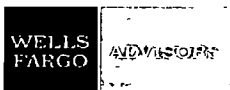
Stocks and ETFs continued

DESCRIPTION	% OF ACCOUNT	QUANTITY	ADJ PRICE/ ORIG PRICE	ADJ COST/ ORIG COST	CURRENT PRICE	CURRENT MARKET VALUE	UNREALIZED GAIN/LOSS	ESTIMATED	
								ANNUAL INCOME	ANNUAL YIELD (%)
LENNAR CORPORATION CLASS A LEN									
Acquired 11/22/11 L		30	N/A##	505 78		1,344 30	838 52		
Acquired 02/03/14 S		50	39 33	1,966 50		2,240 50	274 00		
Total	0.54	80		\$2,472.28	44.8100	\$3,584.80	\$1,112.52	\$12.80	0.36
MASCO CORP MAS									
Acquired 12/18/14 S	1 02	270	24 87	6,715 44	25 2000	6,804 00	88 56	97 20	1 42
MASTERCARD INC CL A MA									
Acquired 04/25/14 S		70	71 74	5,021 97		6,031 20	1,009 23		
Acquired 09/08/14 S		40	76 77	3,070 80		3,446 40	375 60		
Total	1 43	110		\$73.57	\$8,092.77	\$9,477 60	\$1,384 83	\$70.40	0 74
MONSANTO CO NEW MON									
Acquired 06/10/10 L nc		20	N/A##	1,011 82		2,389 40	1,377 58		
Acquired 05/10/11 L		90	N/A##	5,956 21		10,752 30	4,796 09		
Acquired 06/23/14 S		70	122 08	8,545 73		8,362 90	-182 83		
Total	3 24	180		\$15,513 76	119 4700	\$21,504 60	\$5,990 84	\$352.80	1.64
MOSAIC COMPANY MOS									
Acquired 02/05/14 S	1 51	220	44 98	9,895 82	45 6500	10,043 00	147 18	220 00	2 19
OWENS CORNING INC OC									
Acquired 09/29/14 S		80	32 76	2 621 59		2,864 80	243 21		
Acquired 10/01/14 S		40	31 68	1,267 42		1,432 40	164 98		
Acquired 10/17/14 S		90	30 06	2,705 85		3,222 90	517 05		
Total	1 13	210		\$31.40	\$6,594.86	\$7,520.10	\$925.24	\$134 40	1.79
PEABODY ENERGY CORP BTU									
Acquired 05/24/13 L		240	20 57	4,939 13		1,857 60	-3,081 53		
Acquired 07/09/13 L		180	15 58	2,805 57		1,393 20	-1,412 37		
Acquired 05/12/14 S		110	19 44	2,138 40		851 40	-1,287 00		
Acquired 06/05/14 S		220	16 69	3,673 12		1,702 80	-1,970 32		



PRIVATE ADVISOR NETWORK/MANNING & NAPIER ADVISORS INC/US CORE EQUITY
133040

001 5R 5R NK
0000 0008*9 (Rev 03)



CHILDREN'S FAMILY CARE INC

Page 11 of 19

DECEMBER 1, 2014 - DECEMBER 31, 2014
ACCOUNT NUMBER 6067-6404

Stocks, options & ETFs

Stocks and ETFs continued

DESCRIPTION	% OF ACCOUNT	QUANTITY	ADJ PRICE/ ORIG PRICE	ADJ COST/ ORIG COST	CURRENT PRICE	CURRENT MARKET VALUE	UNREALIZED GAIN/LOSS	ESTIMATED	
								ANNUAL INCOME	ANNUAL YIELD (%)
Acquired 12/30/14 S		460	7.88	3,629.03		3,560.40	-68.63		
Total	1.41	1,210	\$14.20	\$17,185.25	7.7400	\$9,365.40	-\$7,819.85	\$411.40	4.39
PLUM CREEK TIMBER CO INC									
DEPOSITARY UNIT									
PCL									
Acquired 11/06/14 S		80	41.29	3,303.62		3,423.20	119.58		
Acquired 11/28/14 S		80	41.74	3,339.96		3,423.20	83.24		
Total	1.03	160	\$41.52	\$6,643.58	42.7900	\$6,846.40	\$202.82	\$281.60	4.11
POPULAR INC									
BPOP									
Acquired 07/24/14 S		160	33.40	5,344.00		5,448.00	104.00		
Acquired 09/22/14 S		60	31.74	1,904.40		2,043.00	138.60		
Total	1.13	220	\$32.95	\$7,248.40	34.0500	\$7,491.00	\$242.60	N/A	N/A
PRICELINE GROUP INC									
COM NEW									
PCLN									
Acquired 05/30/14 S	1.72	10	1,285.00	12,850.04	1,140.2100	11,402.10	-1,447.94	N/A	N/A
RANGE RESOURCES CORP									
RRC									
Acquired 12/24/12 L		30	N/A##	1,900.59		1,603.50	-297.09		
Acquired 02/20/14 S		10	87.59	875.90		534.50	-341.40		
Acquired 07/23/14 S		50	76.68	3,834.50		2,672.50	-1,162.00		
Total	0.72	90		\$6,610.99	53.4500	\$4,810.50	-\$1,800.49	\$14.40	0.30
REALOGY HOLDINGS CORP									
RLGY									
Acquired 10/25/13 L		140	44.10	6,174.20		6,228.60	54.40		
Acquired 02/25/14 S		70	46.00	3,220.37		3,114.30	-106.07		
Total	1.41	210	\$44.74	\$9,394.57	44.4900	\$9,342.90	-\$51.67	N/A	N/A
SHUTTERFLY INC									
SFLY									
Acquired 12/30/13 L		100	51.60	5,160.28		4,169.50	-990.78		
Acquired 01/23/14 S		50	46.97	2,348.60		2,084.75	-263.85		
Acquired 10/28/14 S		30	42.40	1,272.30		1,250.85	-21.45		
Total	1.13	180	\$48.78	\$8,781.18	41.6950	\$7,505.10	-\$1,276.08	N/A	N/A

PRIVATE ADVISOR NETWMANNING & NAPIER ADVISORS INCAU S CORE EQUITY

001 5R SRNK

QVCD71 DCEV 000214 MINNNNNNNNNNN NNN NNN 007 011 001 133001 11070038 1 1

CHILDREN'S FAMILY CARE INC

DECEMBER 1, 2014 - DECEMBER 31, 2014
ACCOUNT NUMBER 6067-6404

Stocks, options & ETFs

Stocks and ETFs continued

DESCRIPTION	% OF ACCOUNT	QUANTITY	ADJ PRICE/ ORIG PRICE	ADJ COST/ ORIG COST	CURRENT PRICE	CURRENT MARKET VALUE	UNREALIZED GAIN/LOSS	ESTIMATED	
								ANNUAL INCOME	ANNUAL YIELD (%)
SINCLAIR BROADCAST GROUP INC CL A SBGI									
Acquired 10/01/13 L		100	34.23	3,423.93		2,736.00	-687.93		
Acquired 02/24/14 S		70	30.02	2,101.89		1,915.20	-186.69		
Acquired 03/28/14 S		100	26.46	2,646.12		2,736.00	89.88		
Total	1.11	270	\$30.27	\$8,171.94	27.3600	\$7,387.20	-\$784.74	\$178.20	2.41
SLM CORP SLM									
Acquired 11/28/14 S	1.07	700	9.72	6,804.00	10.1900	7,133.00	329.00	N/A	N/A
STARZ SERIES A STRZA									
Acquired 02/21/13 L	1.16	260	18.94	4,925.98	29.7000	7,722.00	2,796.02	N/A	N/A
T-MOBILE US INC TMUS									
Acquired 11/26/14 S	0.97	240	29.17	7,000.82	26.9400	6,465.60	-535.22	N/A	N/A
TIME WARNER INC NEW TWX									
Acquired 10/16/14 S		50	74.80	3,740.00		4,271.00	531.00		
Acquired 10/20/14 S		30	77.30	2,319.11		2,562.60	243.49		
Acquired 11/26/14 S		90	83.16	7,484.78		7,687.80	203.02		
Total	2.19	170	\$79.67	\$13,543.89	85.4200	\$14,521.40	\$977.51	\$215.90	1.49
TOLL BROTHERS TOL									
Acquired 11/22/11 L		40	N/A##	759.73		1,370.80	611.07		
Acquired 02/03/14 S		50	35.78	1,789.00		1,713.50	-75.50		
Total	0.46	90		\$2,548.73	34.2700	\$3,084.30	\$535.57	N/A	N/A
TRIBUNE MEDIA COMPANY CLASS A TRCO									
Acquired 10/14/13 L		50	62.25	3,112.50		2,988.50	-124.00		
Acquired 10/29/13 L		20	63.00	1,260.00		1,195.40	-64.60		
Acquired 12/04/14 S		60	69.66	4,179.60		3,586.20	-593.40		
Total	1.17	130	\$65.79	\$8,552.10	59.7700	\$7,770.10	-\$782.00	N/A	N/A



PRIVATE ADVISOR NETW/MANING & NAPIEP ADVISORS INC/US CORE EQUITY
123042

001 5R 5RNX
0030 000309 (Rev 03)

WELLS
FARGO

ADVISORS

CHILDREN'S FAMILY CARE INC

DECEMBER 1, 2014 - DECEMBER 31, 2014
ACCOUNT NUMBER 6067-6404

Stocks, options & ETFs

Stocks and ETFs continued

DESCRIPTION	% OF ACCOUNT	QUANTITY	ADJ PRICE/ ORIG PRICE	ADJ COST/ ORIG COST	CURRENT PRICE	CURRENT MARKET VALUE	UNREALIZED GAIN/LOSS	ESTIMATED	
								ANNUAL INCOME	ANNUAL YIELD (%)
TRIPADVISOR INC									
TRIP		50	97.01	4,850.96		3,733.00	-1,117.96		
Acquired 09/10/14 S		50	70.74	3,537.28		3,733.00	195.72		
Acquired 12/01/14 S									
Total	1.12	100	\$83.88	\$8,388.24	74.6600	\$7,466.00	-\$922.24	N/A	N/A
TWENTY-FIRST CENTY									
CLA									
FOXA									
Acquired 08/06/13 L		120	31.41	3,770.07		4,608.60	838.53		
Acquired 07/24/14 S		260	32.80	8,529.61		9,985.30	1,455.69		
Total	2.20	380	\$32.37	\$12,299.68	38.4050	\$14,593.90	\$2,294.22	\$95.00	0.65
VERIFONE SYSTEMS INC									
PAY									
Acquired 02/21/13 L		70	18.16	1,271.55		2,604.00	1,332.45		
Acquired 05/12/14 S		80	33.60	2,688.77		2,976.00	287.23		
Acquired 10/09/14 S		30	31.16	934.85		1,116.00	181.15		
Total	1.01	180	\$27.20	\$4,895.17	37.2000	\$6,696.00	\$1,800.83	N/A	N/A
VIACOM INC CL B									
VIAB									
Acquired 02/21/13 L		130	58.34	7,584.20		9,782.50	2,198.30		
Acquired 09/05/14 S		60	81.12	4,867.48		4,515.00	-352.48		
Acquired 11/20/14 S		60	74.25	4,455.19		4,515.00	59.81		
Total	2.83	250	\$67.63	\$16,906.87	75.2500	\$18,812.50	\$1,905.63	\$330.00	1.75
VISA INC CLASS A									
V									
Acquired 04/25/14 S		20	200.30	4,006.08		5,244.00	1,237.92		
Acquired 09/05/14 S		20	214.00	4,280.04		5,244.00	963.96		
Total	1.58	40	\$207.15	\$8,286.12	262.2000	\$10,488.00	\$2,201.88	\$76.80	0.73
WEATHERFORD									
INTERNATIONAL PLC									
WFT									
Acquired 12/24/12 L	0.67	390	N/A##	4,148.93	11.4500	4,465.50	316.57	N/A	N/A
WEYERHAEUSER CO									
WY									
Acquired 02/25/14 S		110	29.87	3,286.40		3,947.90	661.50		
Acquired 03/07/14 S		120	29.90	3,588.12		4,306.80	718.68		

CHILDREN'S FAMILY CARE INC

DECEMBER 1, 2014 - DECEMBER 31, 2014
ACCOUNT NUMBER 6067-6404

Stocks, options & ETFs

Stocks and ETFs continued

DESCRIPTION	% OF ACCOUNT	QUANTITY	ADJ PRICE/ ORIG PRICE	ADJ COST/ ORIG COST	CURRENT PRICE	CURRENT MARKET VALUE	UNREALIZED GAIN/LOSS	ESTIMATED	
								ANNUAL INCOME	ANNUAL YIELD (%)
Total	1.24	230	\$29.89	\$6,874.52	35.8900	\$8,254.70	\$1,380.18	\$266.80	3.23
WORLD WRESTLING ENTMT INC									
WWE									
Acquired 07/30/14 S	0.46	250	12.07	3,018.47	12.3400	3,085.00	66.53	120.00	3.88
XYLEM INC									
XYL									
Acquired 03/14/13 L		120	28.79	3,455.07		4,568.40	1,113.33		
Acquired 11/18/14 S		100	38.26	3,826.83		3,807.00	-19.83		
Total	1.26	220	\$33.10	\$7,281.90	38.0700	\$8,375.40	\$1,093.50	\$112.64	1.34
YUM BRANDS INC									
YUM									
Acquired 04/23/13 L		130	63.56	8,263.89		9,470.50	1,206.61		
Acquired 07/02/13 L		30	70.66	2,120.03		2,185.50	65.47		
Acquired 11/20/14 S		40	75.64	3,025.74		2,914.00	-111.74		
Total	2.19	200	\$67.05	\$13,409.66	72.8500	\$14,570.00	\$1,160.34	\$328.00	2.25
Total Stocks and ETFs	92.21			\$550,513.12		\$612,259.65	\$61,746.53	\$6,792.54	1.11
				\$550,515.02					
Total Stocks, options & ETFs	92.21			\$550,513.12		\$612,259.65	\$61,746.53	\$6,792.54	1.11

Cost information for one or more securities is not available. If you have cost information and would like to see it on future statements, contact Your Financial Advisor.
nc Cost information for this tax lot is not covered by IRS reporting requirements. Unless indicated, cost for all other lots will be reported to the IRS.



PRIVATE ADVISOR NETW/MAINTENING & NAPIER ADVISORS INC/US CORE EQUITY
133044

001 5R 5RINK
0000 000809 (Rev 03)

Application for Extension of Time To File an Exempt Organization Return

OMB No. 1545-1709

► File a separate application for each return.

► Information about Form 8868 and its instructions is at www.irs.gov/form8868.

- If you are filing for an **Automatic 3-Month Extension**, complete only Part I and check this box ☒
- If you are filing for an **Additional (Not Automatic) 3-Month Extension**, complete only Part II (on page 2 of this form).

Do not complete Part II unless you have already been granted an automatic 3-month extension on a previously filed Form 8868

Electronic filing (e-file). You can electronically file Form 8868 if you need a 3-month automatic extension of time to file (6 months for a corporation required to file Form 990-T), or an additional (not automatic) 3-month extension of time. You can electronically file Form 8868 to request an extension of time to file any of the forms listed in Part I or Part II with the exception of Form 8870, Information Return for Transfers Associated With Certain Personal Benefit Contracts, which must be sent to the IRS in paper format (see instructions). For more details on the electronic filing of this form, visit www.irs.gov/efile and click on *e-file for Charities & Nonprofits*.

Part I Automatic 3-Month Extension of Time. Only submit original (no copies needed).

A corporation required to file Form 990-T and requesting an automatic 6-month extension - check this box and complete

Part I only ☐

All other corporations (including 1120-C filers), partnerships, REMICs, and trusts must use Form 7004 to request an extension of time to file income tax returns.

Type or print	Enter filer's identifying number	
	Name of exempt organization or other filer, see instructions	Employer identification number (EIN) or
CHILDREN'S FAMILY CARE, INC.	34-1405958	
Number, street, and room or suite no. If a P.O. box, see instructions	Social security number (SSN)	
245 LOCUST STREET		
City, town or post office, state, and ZIP code. For a foreign address, see instructions		
AKRON, OH 44302-1817		

Enter the Return code for the return that this application is for (file a separate application for each return)

0 4

Application Is For	Return Code	Application Is For	Return Code
Form 990 or Form 990-EZ	01	Form 990-T (corporation)	07
Form 990-BL	02	Form 1041-A	08
Form 4720 (individual)	03	Form 4720 (other than individual)	09
Form 990-PF	04	Form 5227	10
Form 990-T (sec. 401(a) or 408(a) trust)	05	Form 6069	11
Form 990-T (trust other than above)	06	Form 8870	12

RICK E. ARCHER

- The books are in the care of ► **245 LOCUST STREET - AKRON, OH 44302**

Telephone No. ► **330-253-5400**

Fax No. ►

- If the organization does not have an office or place of business in the United States, check this box ☐
- If this is for a Group Return, enter the organization's four digit Group Exemption Number (GEN) _____ If this is for the whole group, check this box ☐. If it is for part of the group, check this box ☐ and attach a list with the names and EINs of all members the extension is for

1 I request an automatic 3-month (6 months for a corporation required to file Form 990-T) extension of time until **AUGUST 15, 2015**, to file the exempt organization return for the organization named above. The extension is for the organization's return for ☒ calendar year **2014** or ☐ tax year beginning _____, and ending _____

2 If the tax year entered in line 1 is for less than 12 months, check reason ☐ Initial return ☐ Final return ☐ Change in accounting period

3a If this application is for Forms 990-BL, 990-PF, 990-T, 4720, or 6069, enter the tentative tax, less any nonrefundable credits. See instructions	3a	\$	5,934.
b If this application is for Forms 990-PF, 990-T, 4720, or 6069, enter any refundable credits and estimated tax payments made. Include any prior year overpayment allowed as a credit	3b	\$	2,632.
c Balance due. Subtract line 3b from line 3a. Include your payment with this form, if required, by using EFTPS (Electronic Federal Tax Payment System). See instructions	3c	\$	3,302.

Caution. If you are going to make an electronic funds withdrawal (direct debit) with this Form 8868, see Form 8453-EO and Form 8879-EO for payment instructions.