



See a Social Security Number? Say Something!
Report Privacy Problems to <https://public.resource.org/privacy>
Or call the IRS Identity Theft Hotline at 1-800-908-4490



Form **990-PF**Department of the Treasury
Internal Revenue Service**Return of Private Foundation**

or Section 4947(a)(1) Trust Treated as Private Foundation

▶ Do not enter social security numbers on this form as it may be made public.

▶ Information about Form 990-PF and its separate instructions is at www.irs.gov/form990pf

OMB No 1545-0052

2014

Open to Public Inspection

For calendar year 2014 or tax year beginning

, 2014, and ending

, 20

Name of foundation

JOHN REED CHARITABLE RESIDUARY TR R59004003

Number and street (or P.O. box number if mail is not delivered to street address)

10 S DEARBORN IL1-0117

City or town, state or province, country, and ZIP or foreign postal code

CHICAGO, IL 60603

G Check all that apply.

Initial return

Final return

Address change

Initial return of a former public charity

Amended return

Name change

H Check type of organization:

☒ Section 501(c)(3) exempt private foundation☐ Section 4947(a)(1) nonexempt charitable trust☐ Other taxable private foundation

I Fair market value of all assets at

J Accounting method: ☒ Cash ☐ Accrual

end of year (from Part II, col. (c), line

☐ Other (specify)

16) ▶ \$ 2,850,131.

(Part I, column (d) must be on cash basis.)

A Employer identification number

31-6626699

B Telephone number (see instructions)

866-888-5157

C If exemption application is pending, check here ☐D 1 Foreign organizations, check here ☐2 Foreign organizations meeting the 85% test, check here and attach computation ☐E If private foundation status was terminated under section 507(b)(1)(A), check here ☐F If the foundation is in a 60-month termination under section 507(b)(1)(B), check here ☐**Part I Analysis of Revenue and Expenses** (The total of amounts in columns (b), (c), and (d) may not necessarily equal the amounts in column (a) (see instructions).)

	(a) Revenue and expenses per books	(b) Net investment income	(c) Adjusted net income	(d) Disbursements for charitable purposes (cash basis only)
1 Contributions, gifts, grants, etc., received (attach schedule)				
2 Check <input checked="" type="checkbox"/> if the foundation is not required to attach Sch. B				
3 Interest on savings and temporary cash investments				
4 Dividends and interest from securities	72,078.	71,786.		STMT 1
5a Gross rents				
b Net rental income or (loss)				
6a Net gain or (loss) from sale of assets not on line 10	170,034.			
b Gross sales price for all assets on line 6a	1,112,069.			
7 Capital gain net income (from Part IV, line 2)		170,034.		
8 Net short-term capital gain				
9 Income modifications				
10a Gross sales less returns and allowances				
b Less Cost of goods sold				
c Gross profit or (loss) (attach schedule)				
11 Other income (attach schedule)	-1,061.	-4,965.		STMT 2
12 Total. Add lines 1 through 11	241,051.	236,855.		
13 Compensation of officers, directors, trustees, etc.	24,360.	18,270.		6,090.
14 Other employee salaries and wages		NONE	NONE	
15 Pension plans, employee benefits		NONE	NONE	
16a Legal fees (attach schedule)				
b Accounting fees (attach schedule)				
c Other professional fees (attach schedule)				
17 Interest				
18 Taxes (attach schedule) (see instructions)	7,980.	1,772.		
19 Depreciation (attach schedule) and depletion				
20 Occupancy				
21 Travel, conferences, and meetings		NONE	NONE	
22 Printing and publications		NONE	NONE	
23 Other expenses (attach schedule)				
24 Total operating and administrative expenses. Add lines 13 through 23.	32,340.	20,042.	NONE	6,090.
25 Contributions, gifts, grants paid	126,044.			126,044.
26 Total expenses and disbursements. Add lines 24 and 25	158,384.	20,042.	NONE	132,134.
27 Subtract line 26 from line 12:				
a Excess of revenue over expenses and disbursements	82,667.			
b Net investment income (if negative, enter -0-)		216,813.		
c Adjusted net income (if negative, enter -0-)				

D
1/2/15SCANNED SEP 30 2015
SEP 28 2015
SEP 28 2015

Part II Balance Sheets		Attached schedules and amounts in the description column should be for end-of-year amounts only (See instructions.)		Beginning of year	End of year	
				(a) Book Value	(b) Book Value	(c) Fair Market Value
Assets	1	Cash - non-interest-bearing				
	2	Savings and temporary cash investments		191,764.	126,271.	126,271.
	3	Accounts receivable ▶				
		Less: allowance for doubtful accounts ▶				
	4	Pledges receivable ▶				
		Less: allowance for doubtful accounts ▶				
	5	Grants receivable				
	6	Receivables due from officers, directors, trustees, and other disqualified persons (attach schedule) (see instructions)				
	7	Other notes and loans receivable (attach schedule) ▶				
		Less: allowance for doubtful accounts ▶	NONE			
	8	Inventories for sale or use				
	9	Prepaid expenses and deferred charges				
	10a	Investments - U S and state government obligations (attach schedule)				
	b	Investments - corporate stock (attach schedule)		1,598,689.	1,822,473.	2,224,147.
	c	Investments - corporate bonds (attach schedule)		242,640.	137,186.	137,593.
	11	Investments - land, buildings, and equipment basis				
	Less: accumulated depreciation ▶ (attach schedule)					
12	Investments - mortgage loans					
13	Investments - other (attach schedule)		333,607.	359,179.	362,120.	
14	Land, buildings, and equipment basis					
	Less: accumulated depreciation ▶ (attach schedule)					
15	Other assets (describe ▶)					
16	Total assets (to be completed by all filers - see the instructions. Also, see page 1, item I)		2,366,700.	2,445,109.	2,850,131.	
Liabilities	17	Accounts payable and accrued expenses				
	18	Grants payable				
	19	Deferred revenue				
	20	Loans from officers, directors, trustees, and other disqualified persons				
	21	Mortgages and other notes payable (attach schedule)				
	22	Other liabilities (describe ▶)				
	23	Total liabilities (add lines 17 through 22)			NONE	
Net Assets or Fund Balances	Foundations that follow SFAS 117, check here ▶ <input type="checkbox"/> and complete lines 24 through 26 and lines 30 and 31.					
	24	Unrestricted				
	25	Temporarily restricted				
	26	Permanently restricted				
	Foundations that do not follow SFAS 117, . . . ▶ <input checked="" type="checkbox"/> check here and complete lines 27 through 31.					
	27	Capital stock, trust principal, or current funds		2,366,700.	2,445,109.	
	28	Paid-in or capital surplus, or land, bldg, and equipment fund				
	29	Retained earnings, accumulated income, endowment, or other funds				
	30	Total net assets or fund balances (see instructions)		2,366,700.	2,445,109.	
	31	Total liabilities and net assets/fund balances (see instructions)		2,366,700.	2,445,109.	

Part III Analysis of Changes in Net Assets or Fund Balances

1	Total net assets or fund balances at beginning of year - Part II, column (a), line 30 (must agree with end-of-year figure reported on prior year's return)	1	2,366,700.
2	Enter amount from Part I, line 27a	2	82,667.
3	Other increases not included in line 2 (itemize) ▶	3	
4	Add lines 1, 2, and 3	4	2,449,367.
5	Decreases not included in line 2 (itemize) ▶ PRIOR PERIOD ADJUSTMENT	5	4,258.
6	Total net assets or fund balances at end of year (line 4 minus line 5) - Part II, column (b), line 30	6	2,445,109.

Form **990-PF** (2014)

Part IV Capital Gains and Losses for Tax on Investment Income

(a) List and describe the kind(s) of property sold (e.g., real estate, 2-story brick warehouse, or common stock, 200 shs MLC Co)			(b) How acquired P - Purchase D - Donation	(c) Date acquired (mo., day, yr.)	(d) Date sold (mo., day, yr.)
1a PUBLICLY TRADED SECURITIES					
b					
c					
d					
e					
(e) Gross sales price	(f) Depreciation allowed (or allowable)	(g) Cost or other basis plus expense of sale	(h) Gain or (loss) (e) plus (f) minus (g)		
a 1,112,069.		942,035.	170,034.		
b					
c					
d					
e					
Complete only for assets showing gain in column (h) and owned by the foundation on 12/31/69			(i) Gains (Col. (h) gain minus col. (k), but not less than -0-) or Losses (from col. (h))		
(i) F.M.V. as of 12/31/69	(j) Adjusted basis as of 12/31/69	(k) Excess of col. (i) over col. (j), if any			
a			170,034.		
b					
c					
d					
e					
2 Capital gain net income or (net capital loss)			2	170,034.	
{ If gain, also enter in Part I, line 7 If (loss), enter -0- in Part I, line 7 }					
3 Net short-term capital gain or (loss) as defined in sections 1222(5) and (6):			3		
If gain, also enter in Part I, line 8, column (c) (see instructions). If (loss), enter -0- in Part I, line 8					

Part V Qualification Under Section 4940(e) for Reduced Tax on Net Investment Income

(For optional use by domestic private foundations subject to the section 4940(a) tax on net investment income.)

If section 4940(d)(2) applies, leave this part blank.

Was the foundation liable for the section 4942 tax on the distributable amount of any year in the base period?

☐ Yes ☒ No

If "Yes," the foundation does not qualify under section 4940(e). Do not complete this part.

(a) Base period years Calendar year (or tax year beginning in)	(b) Adjusted qualifying distributions	(c) Net value of noncharitable-use assets	(d) Distribution ratio (col. (b) divided by col. (c))
2013	124,579.	2,697,286.	0.046187
2012	123,741.	2,518,954.	0.049124
2011	109,815.	2,549,982.	0.043065
2010	127,708.	2,483,289.	0.051427
2009	132,807.	2,243,543.	0.059195
2 Total of line 1, column (d)			2 0.248998
3 Average distribution ratio for the 5-year base period - divide the total on line 2 by 5, or by the number of years the foundation has been in existence if less than 5 years			3 0.049800
4 Enter the net value of noncharitable-use assets for 2014 from Part X, line 5			4 2,852,867.
5 Multiply line 4 by line 3			5 142,073.
6 Enter 1% of net investment income (1% of Part I, line 27b)			6 2,168.
7 Add lines 5 and 6			7 144,241.
8 Enter qualifying distributions from Part XII, line 4			8 132,134.

If line 8 is equal to or greater than line 7, check the box in Part VI, line 1b, and complete that part using a 1% tax rate. See the Part VI instructions.

Part VI Excise Tax Based on Investment Income (Section 4940(a), 4940(b), 4940(e), or 4948 - see instructions)

1a Exempt operating foundations described in section 4940(d)(2), check here <input type="checkbox"/> and enter "N/A" on line 1 Date of ruling or determination letter, _____ (attach copy of letter if necessary - see instructions)		1	4,336.
b Domestic foundations that meet the section 4940(e) requirements in Part V, check here <input type="checkbox"/> and enter 1% of Part I, line 27b			
c All other domestic foundations enter 2% of line 27b. Exempt foreign organizations enter 4% of Part I, line 12, col. (b).			
2 Tax under section 511 (domestic section 4947(a)(1) trusts and taxable foundations only. Others enter -0-)		2	
3 Add lines 1 and 2		3	4,336.
4 Subtitle A (income) tax (domestic section 4947(a)(1) trusts and taxable foundations only. Others enter -0-)		4	NONE
5 Tax based on investment income. Subtract line 4 from line 3. If zero or less, enter -0-		5	4,336.
6 Credits/Payments			
a 2014 estimated tax payments and 2013 overpayment credited to 2014	6a	5,000.	
b Exempt foreign organizations - tax withheld at source	6b	NONE	
c Tax paid with application for extension of time to file (Form 8868)	6c	4,000.	
d Backup withholding erroneously withheld	6d		
7 Total credits and payments. Add lines 6a through 6d	7	9,000.	
8 Enter any penalty for underpayment of estimated tax. Check here <input type="checkbox"/> if Form 2220 is attached	8	1.	
9 Tax due. If the total of lines 5 and 8 is more than line 7, enter amount owed	9		
10 Overpayment. If line 7 is more than the total of lines 5 and 8, enter the amount overpaid	10	4,663.	
11 Enter the amount of line 10 to be: Credited to 2015 estimated tax <input type="checkbox"/> 4,663. Refunded <input type="checkbox"/>	11		

Part VII-A Statements Regarding Activities

	Yes	No
1a During the tax year, did the foundation attempt to influence any national, state, or local legislation or did it participate or intervene in any political campaign?		X
b Did it spend more than \$100 during the year (either directly or indirectly) for political purposes (see Instructions for the definition)? If the answer is "Yes" to 1a or 1b, attach a detailed description of the activities and copies of any materials published or distributed by the foundation in connection with the activities		X
c Did the foundation file Form 1120-POL for this year?		X
d Enter the amount (if any) of tax on political expenditures (section 4955) imposed during the year: (1) On the foundation <input type="checkbox"/> \$ _____ (2) On foundation managers <input type="checkbox"/> \$ _____		
e Enter the reimbursement (if any) paid by the foundation during the year for political expenditure tax imposed on foundation managers <input type="checkbox"/> \$ _____		
2 Has the foundation engaged in any activities that have not previously been reported to the IRS? If "Yes," attach a detailed description of the activities		X
3 Has the foundation made any changes, not previously reported to the IRS, in its governing instrument, articles of incorporation, or bylaws, or other similar instruments? If "Yes," attach a conformed copy of the changes		X
4a Did the foundation have unrelated business gross income of \$1,000 or more during the year?		X
b If "Yes," has it filed a tax return on Form 990-T for this year?		X
5 Was there a liquidation, termination, dissolution, or substantial contraction during the year? If "Yes," attach the statement required by General Instruction T		X
6 Are the requirements of section 508(e) (relating to sections 4941 through 4945) satisfied either: • By language in the governing instrument, or • By state legislation that effectively amends the governing instrument so that no mandatory directions that conflict with the state law remain in the governing instrument?	X	
7 Did the foundation have at least \$5,000 in assets at any time during the year? If "Yes," complete Part II, col. (c), and Part XV	X	
8a Enter the states to which the foundation reports or with which it is registered (see instructions) <input type="checkbox"/> KY		
b If the answer is "Yes" to line 7, has the foundation furnished a copy of Form 990-PF to the Attorney General (or designate) of each state as required by General Instruction G? If "No," attach explanation	X	
9 Is the foundation claiming status as a private operating foundation within the meaning of section 4942(j)(3) or 4942(j)(5) for calendar year 2014 or the taxable year beginning in 2014 (see instructions for Part XIV)? If "Yes," complete Part XIV		X
10 Did any persons become substantial contributors during the tax year? If "Yes," attach a schedule listing their names and addresses		X

Form 990-PF (2014)

Part VII-A Statements Regarding Activities (continued)

11	At any time during the year, did the foundation, directly or indirectly, own a controlled entity within the meaning of section 512(b)(13)? If "Yes," attach schedule (see instructions)	11		X
12	Did the foundation make a distribution to a donor advised fund over which the foundation or a disqualified person had advisory privileges? If "Yes," attach statement (see instructions)	12		X
13	Did the foundation comply with the public inspection requirements for its annual returns and exemption application? Website address ▶ N/A	13	X	
14	The books are in care of ▶ JPMORGAN CHASE BANK, NA Telephone no. ▶ (866) 888-5157 Located at ▶ 10 S DEARBORN ST IL1-0117, CHICAGO, IL ZIP+4 ▶ 60603			
15	Section 4947(a)(1) nonexempt charitable trusts filing Form 990-PF in lieu of Form 1041 - Check here ▶ <input type="checkbox"/> and enter the amount of tax-exempt interest received or accrued during the year ▶ 15			
16	At any time during calendar year 2014, did the foundation have an interest in or a signature or other authority over a bank, securities, or other financial account in a foreign country?	16	Yes	No
See the instructions for exceptions and filing requirements for FinCEN Form 114, (formerly TD F 90-22.1). If "Yes," enter the name of the foreign country ▶				X

Part VII-B Statements Regarding Activities for Which Form 4720 May Be Required

File Form 4720 if any item is checked in the "Yes" column, unless an exception applies.

	Yes	No
1a During the year did the foundation (either directly or indirectly)		
(1) Engage in the sale or exchange, or leasing of property with a disqualified person? <input type="checkbox"/> Yes <input checked="" type="checkbox"/> No		
(2) Borrow money from, lend money to, or otherwise extend credit to (or accept it from) a disqualified person? <input type="checkbox"/> Yes <input checked="" type="checkbox"/> No		
(3) Furnish goods, services, or facilities to (or accept them from) a disqualified person? <input type="checkbox"/> Yes <input checked="" type="checkbox"/> No		
(4) Pay compensation to, or pay or reimburse the expenses of, a disqualified person? <input checked="" type="checkbox"/> Yes <input type="checkbox"/> No		
(5) Transfer any income or assets to a disqualified person (or make any of either available for the benefit or use of a disqualified person)? <input type="checkbox"/> Yes <input checked="" type="checkbox"/> No		
(6) Agree to pay money or property to a government official? (Exception. Check "No" if the foundation agreed to make a grant to or to employ the official for a period after termination of government service, if terminating within 90 days.) <input type="checkbox"/> Yes <input checked="" type="checkbox"/> No		
b If any answer is "Yes" to 1a(1)-(6), did any of the acts fail to qualify under the exceptions described in Regulations section 53.4941(d)-3 or in a current notice regarding disaster assistance (see instructions)? <input type="checkbox"/>	1b	X
c Did the foundation engage in a prior year in any of the acts described in 1a, other than excepted acts, that were not corrected before the first day of the tax year beginning in 2014? <input type="checkbox"/>	1c	X
2 Taxes on failure to distribute income (section 4942) (does not apply for years the foundation was a private operating foundation defined in section 4942(j)(3) or 4942(j)(5)):		
a At the end of tax year 2014, did the foundation have any undistributed income (lines 6d and 6e, Part XIII) for tax year(s) beginning before 2014? <input type="checkbox"/> Yes <input checked="" type="checkbox"/> No If "Yes," list the years ▶		
b Are there any years listed in 2a for which the foundation is not applying the provisions of section 4942(a)(2) (relating to incorrect valuation of assets) to the year's undistributed income? (If applying section 4942(a)(2) to all years listed, answer "No" and attach statement - see instructions)	2b	
c If the provisions of section 4942(a)(2) are being applied to any of the years listed in 2a, list the years here. ▶		
3a Did the foundation hold more than a 2% direct or indirect interest in any business enterprise at any time during the year? <input type="checkbox"/> Yes <input checked="" type="checkbox"/> No		
b If "Yes," did it have excess business holdings in 2014 as a result of (1) any purchase by the foundation or disqualified persons after May 26, 1969; (2) the lapse of the 5-year period (or longer period approved by the Commissioner under section 4943(c)(7)) to dispose of holdings acquired by gift or bequest, or (3) the lapse of the 10-, 15-, or 20-year first phase holding period? (Use Schedule C, Form 4720, to determine if the foundation had excess business holdings in 2014)	3b	
4a Did the foundation invest during the year any amount in a manner that would jeopardize its charitable purposes?	4a	X
b Did the foundation make any investment in a prior year (but after December 31, 1969) that could jeopardize its charitable purpose that had not been removed from jeopardy before the first day of the tax year beginning in 2014?	4b	X

Form 990-PF (2014)

Part VII-B Statements Regarding Activities for Which Form 4720 May Be Required (continued)**5a** During the year did the foundation pay or incur any amount to

- (1) Carry on propaganda, or otherwise attempt to influence legislation (section 4945(e))? ☐ Yes ☒ No
- (2) Influence the outcome of any specific public election (see section 4955), or to carry on, directly or indirectly, any voter registration drive? ☐ Yes ☒ No
- (3) Provide a grant to an individual for travel, study, or other similar purposes? ☐ Yes ☒ No
- (4) Provide a grant to an organization other than a charitable, etc., organization described in section 4945(d)(4)(A)? (see instructions). ☐ Yes ☒ No
- (5) Provide for any purpose other than religious, charitable, scientific, literary, or educational purposes, or for the prevention of cruelty to children or animals? ☐ Yes ☒ No

b If any answer is "Yes" to 5a(1)-(5), did any of the transactions fail to qualify under the exceptions described in Regulations section 53.4945 or in a current notice regarding disaster assistance (see instructions)? ☐ **5b**Organizations relying on a current notice regarding disaster assistance check here ☐**c** If the answer is "Yes" to question 5a(4), does the foundation claim exemption from the tax because it maintained expenditure responsibility for the grant? ☐ Yes ☐ No

If "Yes," attach the statement required by Regulations section 53.4945-5(d).

6a Did the foundation, during the year, receive any funds, directly or indirectly, to pay premiums on a personal benefit contract? ☐ Yes ☒ No**b** Did the foundation, during the year, pay premiums, directly or indirectly, on a personal benefit contract? ☐ **6b** ☒

If "Yes" to 6b, file Form 8870.

7a At any time during the tax year, was the foundation a party to a prohibited tax shelter transaction? ☐ Yes ☒ No**b** If "Yes," did the foundation receive any proceeds or have any net income attributable to the transaction? ☐ **7b****Part VIII Information About Officers, Directors, Trustees, Foundation Managers, Highly Paid Employees, and Contractors****1 List all officers, directors, trustees, foundation managers and their compensation (see instructions).**

(a) Name and address	(b) Title, and average hours per week devoted to position	(c) Compensation (If not paid, enter -0-)	(d) Contributions to employee benefit plans and deferred compensation	(e) Expense account, other allowances
J.P. MORGAN CHASE BANK N.A. 10 S DEARBORN ST IL1-0117, CHICAGO, IL 60603	TRUSTEE 2	24,360.	-0-	-0-

2 Compensation of five highest-paid employees (other than those included on line 1 - see instructions). If none, enter "NONE."

(a) Name and address of each employee paid more than \$50,000	(b) Title, and average hours per week devoted to position	(c) Compensation	(d) Contributions to employee benefit plans and deferred compensation	(e) Expense account, other allowances
NONE		NONE	NONE	NONE

Total number of other employees paid over \$50,000 ☐ **NONE**

Form 990-PF (2014)

Part VIII Information About Officers, Directors, Trustees, Foundation Managers, Highly Paid Employees, and Contractors (continued)**3 Five highest-paid independent contractors for professional services** (see instructions). If none, enter "NONE."

(a) Name and address of each person paid more than \$50,000	(b) Type of service	(c) Compensation
NONE		NONE
Total number of others receiving over \$50,000 for professional services ▶		NONE

Part IX-A Summary of Direct Charitable Activities

List the foundation's four largest direct charitable activities during the tax year. Include relevant statistical information such as the number of organizations and other beneficiaries served, conferences convened, research papers produced, etc.	Expenses
1 NONE	
2	
3	
4	

Part IX-B Summary of Program-Related Investments (see instructions)

Describe the two largest program-related investments made by the foundation during the tax year on lines 1 and 2.	Amount
1 NONE	
2	
All other program-related investments. See instructions.	
3 NONE	
Total. Add lines 1 through 3 ▶	

Form **990-PF** (2014)

Part X Minimum Investment Return (All domestic foundations must complete this part. Foreign foundations, see instructions.)

1	Fair market value of assets not used (or held for use) directly in carrying out charitable, etc., purposes.		
a	Average monthly fair market value of securities	1a	2,759,093.
b	Average of monthly cash balances	1b	137,219.
c	Fair market value of all other assets (see instructions).	1c	NONE
d	Total (add lines 1a, b, and c)	1d	2,896,312.
e	Reduction claimed for blockage or other factors reported on lines 1a and 1c (attach detailed explanation)	1e	
2	Acquisition indebtedness applicable to line 1 assets	2	NONE
3	Subtract line 2 from line 1d	3	2,896,312.
4	Cash deemed held for charitable activities. Enter 1 1/2% of line 3 (for greater amount, see instructions).	4	43,445.
5	Net value of noncharitable-use assets. Subtract line 4 from line 3. Enter here and on Part V, line 4	5	2,852,867.
6	Minimum investment return. Enter 5% of line 5	6	142,643.

Part XI Distributable Amount (see instructions) (Section 4942(j)(3) and (j)(5) private operating foundations and certain foreign organizations check here ☐ and do not complete this part.)

1	Minimum investment return from Part X, line 6	1	142,643.
2a	Tax on investment income for 2014 from Part VI, line 5	2a	4,336.
b	Income tax for 2014. (This does not include the tax from Part VI.)	2b	
c	Add lines 2a and 2b	2c	4,336.
3	Distributable amount before adjustments. Subtract line 2c from line 1	3	138,307.
4	Recoveries of amounts treated as qualifying distributions	4	NONE
5	Add lines 3 and 4	5	138,307.
6	Deduction from distributable amount (see instructions).	6	NONE
7	Distributable amount as adjusted. Subtract line 6 from line 5. Enter here and on Part XIII, line 1	7	138,307.

Part XII Qualifying Distributions (see instructions)

1	Amounts paid (including administrative expenses) to accomplish charitable, etc., purposes:		
a	Expenses, contributions, gifts, etc. - total from Part I, column (d), line 26	1a	132,134.
b	Program-related investments - total from Part IX-B	1b	
2	Amounts paid to acquire assets used (or held for use) directly in carrying out charitable, etc., purposes	2	NONE
3	Amounts set aside for specific charitable projects that satisfy the:		
a	Suitability test (prior IRS approval required)	3a	NONE
b	Cash distribution test (attach the required schedule)	3b	NONE
4	Qualifying distributions. Add lines 1a through 3b. Enter here and on Part V, line 8, and Part XIII, line 4	4	132,134.
5	Foundations that qualify under section 4940(e) for the reduced rate of tax on net investment income. Enter 1% of Part I, line 27b (see instructions)	5	N/A
6	Adjusted qualifying distributions. Subtract line 5 from line 4	6	132,134.

Note. The amount on line 6 will be used in Part V, column (b), in subsequent years when calculating whether the foundation qualifies for the section 4940(e) reduction of tax in those years.

Part XIII Undistributed Income (see instructions)

	(a) Corpus	(b) Years prior to 2013	(c) 2013	(d) 2014
1 Distributable amount for 2014 from Part XI, line 7				138,307.
2 Undistributed income, if any, as of the end of 2014				
a Enter amount for 2013 only			126,043.	
b Total for prior years 20 <u>12</u> , 20 <u> </u> , 20 <u> </u>		NONE		
3 Excess distributions carryover, if any, to 2014				
a From 2009	NONE			
b From 2010	NONE			
c From 2011	NONE			
d From 2012	NONE			
e From 2013	NONE			
f Total of lines 3a through e	NONE			
4 Qualifying distributions for 2014 from Part XII, line 4: ► \$ <u>132,134.</u>				
a Applied to 2013, but not more than line 2a			126,043.	
b Applied to undistributed income of prior years (Election required - see instructions)		NONE		
c Treated as distributions out of corpus (Election required - see instructions)	NONE			
d Applied to 2014 distributable amount				6,091.
e Remaining amount distributed out of corpus	NONE			
5 Excess distributions carryover applied to 2014 (If an amount appears in column (d), the same amount must be shown in column (a))	NONE			NONE
6 Enter the net total of each column as indicated below:				
a Corpus Add lines 3f, 4c, and 4e. Subtract line 5	NONE			
b Prior years' undistributed income. Subtract line 4b from line 2b		NONE		
c Enter the amount of prior years' undistributed income for which a notice of deficiency has been issued, or on which the section 4942(a) tax has been previously assessed		NONE		
d Subtract line 6c from line 6b. Taxable amount - see instructions		NONE		
e Undistributed income for 2013. Subtract line 4a from line 2a. Taxable amount - see instructions				
f Undistributed income for 2014. Subtract lines 4d and 5 from line 1. This amount must be distributed in 2015				132,216.
7 Amounts treated as distributions out of corpus to satisfy requirements imposed by section 170(b)(1)(F) or 4942(g)(3) (Election may be required - see instructions)	NONE			
8 Excess distributions carryover from 2009 not applied on line 5 or line 7 (see instructions)	NONE			
9 Excess distributions carryover to 2015. Subtract lines 7 and 8 from line 6a	NONE			
10 Analysis of line 9				
a Excess from 2010	NONE			
b Excess from 2011	NONE			
c Excess from 2012	NONE			
d Excess from 2013	NONE			
e Excess from 2014	NONE			

Part XIV Private Operating Foundations (see instructions and Part VII-A, question 9)

NOT APPLICABLE

1a If the foundation has received a ruling or determination letter that it is a private operating foundation, and the ruling is effective for 2014, enter the date of the ruling

b Check box to indicate whether the foundation is a private operating foundation described in section 4942(j)(3) or 4942(j)(5)

2a Enter the lesser of the adjusted net income from Part I or the minimum investment return from Part X for each year listed

Tax year	Prior 3 years				(e) Total
(a) 2014	(b) 2013	(c) 2012	(d) 2011		
b 85% of line 2a					
c Qualifying distributions from Part XII, line 4 for each year listed					
d Amounts included in line 2c not used directly for active conduct of exempt activities					
e Qualifying distributions made directly for active conduct of exempt activities. Subtract line 2d from line 2c					
3 Complete 3a, b, or c for the alternative test relied upon					
a "Assets" alternative test - enter					
(1) Value of all assets					
(2) Value of assets qualifying under section 4942(j)(3)(B)(i).					
b "Endowment" alternative test - enter 2/3 of minimum investment return shown in Part X, line 6 for each year listed					
c "Support" alternative test - enter					
(1) Total support other than gross investment income (interest, dividends, rents, payments on securities loans (section 512(a)(5)), or royalties).					
(2) Support from general public and 5 or more exempt organizations as provided in section 4942(j)(3)(B)(iii).					
(3) Largest amount of support from an exempt organization.					
(4) Gross investment income					

Part XV Supplementary Information (Complete this part only if the foundation had \$5,000 or more in assets at any time during the year - see instructions.)**1 Information Regarding Foundation Managers:**

a List any managers of the foundation who have contributed more than 2% of the total contributions received by the foundation before the close of any tax year (but only if they have contributed more than \$5,000). (See section 507(d)(2).)

N/A

b List any managers of the foundation who own 10% or more of the stock of a corporation (or an equally large portion of the ownership of a partnership or other entity) of which the foundation has a 10% or greater interest.

N/A

2 Information Regarding Contribution, Grant, Gift, Loan, Scholarship, etc., Programs:

Check here ☒ if the foundation only makes contributions to preselected charitable organizations and does not accept unsolicited requests for funds. If the foundation makes gifts, grants, etc. (see instructions) to individuals or organizations under other conditions, complete items 2a, b, c, and d.

a The name, address, and telephone number or e-mail address of the person to whom applications should be addressed:

b The form in which applications should be submitted and information and materials they should include:

c Any submission deadlines:

d Any restrictions or limitations on awards, such as by geographical areas, charitable fields, kinds of institutions, or other factors:

Part XV Supplementary Information (continued)**3 Grants and Contributions Paid During the Year or Approved for Future Payment**

Recipient Name and address (home or business)	If recipient is an individual, show any relationship to any foundation manager or substantial contributor	Foundation status of recipient	Purpose of grant or contribution	Amount
a Paid during the year				
SHRINERS HOSPITAL FOR CHILDREN PO BOX 863770 ORLANDO FL 32886	NONE	PC	GENERAL	25,209.
CENTRAL CHRISTIAN CHURCH PO BOX 1459 LEXINGTON KY 40588-1459	NONE	PC	GENERAL	25,209.
BLUE GRASS COUNCIL OF BOY SCOUTS 204415 N BROADWAY LEXINGTON KY 40508	NONE	PC	GENERAL	25,209.
LEXINGTON HUMANE SOCIETY 1600 OLD FRANKFORT PIKE LEXINGTON KY 40504-1	NONE	PC	GENERAL	12,613.
TRANSYLVANIA UNIVERSITY 300 N BROADWAY LEXINGTON KY 40508-1797	NONE	PC	GENERAL	25,209.
HOSPICE OF THE BLUEGRASS ATTN: SUSAN M. WARE 2312 ALEXANDRIA DR LEXINGTON KY 40504-3277	NONE	PC	GENERAL	12,595.
Total			3a	126,044.
b Approved for future payment				
Total			3b	

Unrelated business income		Excluded by section 512, 513, or 514		(e) Related or exempt function income (See instructions.)
(a) Business code	(b) Amount	(c) Exclusion code	(d) Amount	
		14	72,078.	
		18	170,034.	
		14	-1,061.	
			241,051.	
			13	241,051.

(See worksheet in line 13 instructions to verify calculations.)

Line No.	Explain below how each activity for which income is reported in column (e) of Part XVI-A contributed importantly to the accomplishment of the foundation's exempt purposes (other than by providing funds for such purposes). (See instructions.)
▼	

NOT APPLICABLE

Part XVII Information Regarding Transfers To and Transactions and Relationships With Noncharitable Exempt Organizations

- | | | | | |
|----------|--|--------------|------------|-----------|
| 1 | Did the organization directly or indirectly engage in any of the following with any other organization described in section 501(c) of the Code (other than section 501(c)(3) organizations) or in section 527, relating to political organizations? | | Yes | No |
| a | Transfers from the reporting foundation to a noncharitable exempt organization of: | | | |
| | (1) Cash | 1a(1) | | X |
| | (2) Other assets | 1a(2) | | X |
| b | Other transactions | | | |
| | (1) Sales of assets to a noncharitable exempt organization | 1b(1) | | X |
| | (2) Purchases of assets from a noncharitable exempt organization | 1b(2) | | X |
| | (3) Rental of facilities, equipment, or other assets | 1b(3) | | X |
| | (4) Reimbursement arrangements | 1b(4) | | X |
| | (5) Loans or loan guarantees | 1b(5) | | X |
| | (6) Performance of services or membership or fundraising solicitations | 1b(6) | | X |
| c | Sharing of facilities, equipment, mailing lists, other assets, or paid employees | 1c | | X |
| d | If the answer to any of the above is "Yes," complete the following schedule. Column (b) should always show the fair market value of the goods, other assets, or services given by the reporting foundation. If the foundation received less than fair market value in any transaction or sharing arrangement, show in column (d) the value of the goods, other assets, or services received. | | | |

[illegible]

- 2a** Is the foundation directly or indirectly affiliated with, or related to, one or more tax-exempt organizations described in section 501(c) of the Code (other than section 501(c)(3)) or in section 527? ☐ Yes ☒ No
- b** If "Yes," complete the following schedule.

(a) Name of organization	(b) Type of organization	(c) Description of relationship

**Sign
Here**

Under penalties of perjury, I declare that I have examined this return, including accompanying schedules and statements, and to the best of my knowledge and belief, it is true, correct, and complete. Declaration of preparer (other than taxpayer) is based on all information of which preparer has any knowledge.

Paul Rini VICE PRESIDENT
Signature of officer or trustee

09/17/2015
Date

Title

May the IRS discuss this return with the preparer shown below (see instructions)? ☒ Yes ☐ No

**Paid
Preparer
Use Only**

Print/Type preparer's name _____

CAROLYN J. SECHER

Preparer's signature

Preparer's signature Carolyn J. Seckel
LLP
DATE

Date _____

09/17/2019

Check ☐ if self-employed

PTIN

P01256399

Firm's name ► DELOITTE TAX LLP

► DELOITTE TAX LLP

Firm's EIN ▶ 86-1065772

▶ 86-1065772

Firm's address ► 127 PUBLIC SQUARE

▶ 127 PUBLIC SQUARE

44114

Phone no. 312-486-9652

FORM 990PF, PART I - DIVIDENDS AND INTEREST FROM SECURITIES
=====

DESCRIPTION -----	REVENUE AND EXPENSES PER BOOKS -----	NET INVESTMENT INCOME -----
DIVIDENDS AND INTEREST	72,078.	71,786.
	-----	-----
TOTAL	72,078.	71,786.
	=====	=====

FORM 990PF, PART I - OTHER INCOME
=====

DESCRIPTION -----	REVENUE AND EXPENSES PER BOOKS -----	NET INVESTMENT INCOME -----
DEFERRED INCOME PARTNERSHIP	-1,061.	-4,965.
	-----	-----
TOTALS	-1,061. =====	-4,965. =====

FORM 990PF, PART I - TAXES

=====

DESCRIPTION	REVENUE AND EXPENSES PER BOOKS	NET INVESTMENT INCOME
-----	-----	-----
FOREIGN TAXES	10.	10.
FEDERAL TAX PAYMENT - PRIOR YE	3,200.	
FEDERAL ESTIMATES - INCOME	3,008.	
FOREIGN TAXES ON QUALIFIED FOR	1,635.	1,635.
FOREIGN TAXES ON NONQUALIFIED	127.	127.
	-----	-----
TOTALS	7,980.	1,772.
	=====	=====



For the Period 12/1/14 to 12/31/14

Consolidated Summary

FIDUCIARY ACCOUNT(S) YEAR-TO-DATE

Portfolio Activity	Account Number	Beginning Market Value	Net Additions/ Withdrawals	Income	Change in Investment Value	Ending Market Value with Accruals
JOHN M REED TAW	R59004003	2,753,411 67	(2,409 29)		50,685 44	2,801,687 82
JOHN M REED TAW	R59004102	129,904 34	(154,221 74)	69,319 05	92 52	47,665 76
Total Value		\$2,883,316 01	(\$156,631 03)	\$69,319.05	\$50,777.96	\$2,849,353 58

Tax Summary	Account Number	Taxable Income	Tax-Exempt Income	Other Income & Receipts	Realized Gain/Loss		Unrealized Gain/Loss ¹
					Short-term	Long-term	
JOHN M REED TAW	R59004003				(7,894 34)	177,876 89	398,324 31
JOHN M REED TAW	R59004102	69,319 05				92 52	
Total Value		\$69,319 05			(\$7,894.34)	\$177,969 41	\$398,324 31

¹Unrealized Gain/Loss represents data from the time of account inception to the current statement period

Consolidated Statement Page 2

J.P.Morgan



JOHN M REED T/W ACCT R59004003
For the Period 12/1/14 to 12/31/14

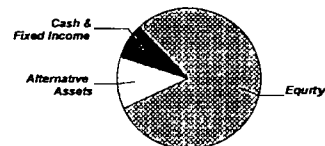
Account Summary

PRINCIPAL

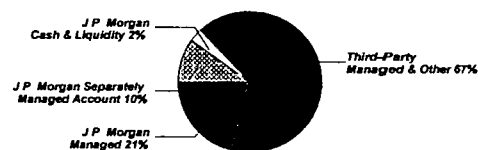
Asset Allocation	Beginning Market Value	Ending Market Value	Change In Value	Estimated Annual Income	Current Allocation
Equity	2,344,160.00	2,224,146.84	(120,013.16)	35,989.29	80%
Alternative Assets	382,656.17	359,178.84	(23,477.33)	7,280.00	12%
Cash & Fixed Income	195,372.63	218,362.14	22,989.51	4,757.03	8%
Market Value	\$2,922,188.80	\$2,801,687.82	(\$120,500.98)	\$48,026.32	100%

* J.P. Morgan Managed includes (to the extent permitted under applicable law) mutual funds, other registered funds and hedge funds managed by J.P. Morgan and structured products issued by J.P. Morgan. J.P. Morgan Separately Managed Account includes fixed income, equity, and alternative separately managed accounts managed by J.P. Morgan. J.P. Morgan Cash & Liquidity Funds includes cash, J.P. Morgan deposit sweeps and J.P. Morgan money market mutual funds. Third-Party Managed & Other includes mutual funds, exchange traded funds, hedge funds, and separately managed accounts managed by parties other than J.P. Morgan, structured products and exchange traded notes issued by parties other than J.P. Morgan, and other investments not managed or issued by J.P. Morgan. See important information about investment principles and conflicts in the disclosures section.

Asset Allocation



Manager Allocation *





JOHN M REED T/W ACCT R59004003
For the Period 12/1/14 to 12/31/14

Account Summary CONTINUED

PRINCIPAL

Portfolio Activity	Current Period Value	Year-to-Date Value
Beginning Market Value	2,922,188 80	2,753,411 67
Additions		140,000 00
Withdrawals & Fees	(33,824 44)	(142,409 29)
Net Additions/Withdrawals	(\$33,824.44)	(\$2,409 29)
Change In Investment Value	(86,676 54)	50,685 44
Ending Market Value	\$2,801,687 82	\$2,801,687 82

Tax Summary	Current Period Value	Year-to-Date Value
LT Capital Gain Distributions	42,910 17	43,162 30
ST Realized Gain/Loss	(9,860 16)	(7,894 34)
LT Realized Gain/Loss	20,558 68	134,714 59
Realized Gain/Loss	\$53,608.69	\$169,982.55

	To-Date Value
Unrealized Gain/Loss	\$398,324.31

J.P.Morgan



JOHN M REED T/W ACCT R59004003
For the Period 12/1/14 to 12/31/14

Account Summary CONTINUED

Cost Summary		Cost
Equity	1,822,473 21	
Cash & Fixed Income	218,769 93	
Total	\$2,041,243 14	

J.P.Morgan




JOHN M REED T/W ACCT R59004003
For the Period 12/1/14 to 12/31/14

Equity Summary

Asset Categories	Beginning Market Value	Ending Market Value	Change In Value	Current Allocation
US Large Cap Equity	962,000 61	911,667 86	(50,332 75)	33%
US Mid Cap Equity	243,583 10	233,558 55	(10,024 55)	8%
EAFE Equity	786,503 86	634,900 65	(151,603 21)	23%
Japanese Large Cap Equity	31,593 30	29,980 26	(1,613 04)	1%
Asia ex-Japan Equity	141,812 93	130,276 10	(11,536 83)	5%
Emerging Market Equity	30,534 10	29,641 60	(892 50)	1%
Global Equity	148,132 10	254,121 82	105,989 72	9%
Total Value	\$2,344,160.00	\$2,224,146.84	(\$120,013.16)	80%

Market Value/Cost	Current Period Value
Market Value	2,224,146 84
Tax Cost	1,822,473 21
Unrealized Gain/Loss	401,673 63
Estimated Annual Income	35,989 29
Yield	1 61 %

Asset Categories



Equity as a percentage of your portfolio - 80 %

J.P.Morgan



JOHN M REED T/W ACCT R59004003
For the Period 12/1/14 to 12/31/14

Note P indicates position adjusted for Pending Trade Activity

Equity Detail

	Pnce	Quantity	Value	Adjusted Tax Cost Original Cost	Unrealized Gain/Loss	Est Annual Inc Accrued Div	Yield
US Large Cap Equity							
ABBOTT LABORATORIES 002824-10-0 ABT	45 02	32 000	1,440 64	1,352 58	88 06	30 72	2 13%
ACCENTURE PLC-CL A G1151C-10-1 ACN	89 31	25 000	2,232 75	2,029 08	203 67	51 00	2 28%
ACE LTD NEW H0023R-10-5 ACE	114 88	35 000	4,020 80	1,676 23	2,344 57	91 00	2 26%
ACTAVIS, INC G0083B-10-8 ACT	257 41	9 000	2,316 69	2,061 78	254 91		
ADOBE SYSTEMS INC 00724F-10-1 ADBE	72 70	32 000	2,326 40	1,035 46	1,290 94		
ALCOA INC 013817-10-1 AA	15 79	159 000	2,510 61	2,661 55	(150 94)	19 08	0 76%
ALEXION PHARMACEUTICALS INC 015351-10-9 ALXN	185 03	6 000	1,110 18	579 92	530 26		
ALLIANCE DATA SYSTEMS CORP 018581-10-8 ADS	286 05	5 000	1,430 25	882 41	547 84		
ANADARKO PETROLEUM CORP 032511-10-7 APC	82 50	35 000	2,887 50	2,561 73	325 77	37 80	1 31%
APPLE INC 037833-10-0 AAPL	110 38	110 000	12,141 80	1,461 56	10,680 24	206 80	1 70%
AVAGO TECHNOLOGIES LTD Y0486S-10-4 AVGO	100 59	57 000	5,733 63	1,861 15	3,872 48	79 80	1 39%

J.P.Morgan



JOHN M REED T/W ACCT R59004003
For the Period 12/1/14 to 12/31/14

	Price	Quantity	Value	Adjusted Tax Cost Original Cost	Unrealized Gain/Loss	Est Annual Inc Accrued Div	Yield
US Large Cap Equity							
BANK OF AMERICA CORP 060505-10-4 BAC	17 89	334 000	5,975 26	3,134 05	2,841 21	66 80	1 12 %
BIAGEN IDEC INC 09062X-10-3 BIIB	339 45	11 000	3,733 95	886 41	2,847 54		
BLACKROCK INC 09247X-10-1 BLK	357 56	4 000	1,430 24	1,322 04	108 20	30 88	2 16 %
BRISTOL MYERS SQUIBB CO 110122-10-8 BMY	59 03	68 000	4,014 04	2,651 51	1,362 53	100 64	2 51 %
BROADCOM CORP CL A 111320-10-7 BRCM	43 33	42 000	1,819 86	1,605 78	214 08	20 16	1 11 %
CAPITAL ONE FINANCIAL CORP 14040H-10-5 COF	82 55	31 000	2,559 05	1,654 95	904 10	37 20	1 45 %
CELGENE CORPORATION 151020-10-4 CELG	111 86	25 000	2,796 50	623 31	2,173 19		
CHARTER COMMUNICATIONS INC 16117M-30-5 CHTR	166 62	12 000	1,999 44	1,945 82	53 62		
CITIGROUP INC NEW 172967-42-4 C	54 11	103 000	5,573 33	3,675 65	1,897 68	4 12	0 07 %
COCA-COLA CO 191216-10-0 KO	42 22	61 000	2,575 42	2,681 09	(105 67)	74 42	2 89 %
COLGATE PALMOLIVE CO 194162-10-3 CL	69 19	20 000	1,383 80	1,229 67	154 13	28 80	2 08 %
COMCAST CORP CL A 20030N-10-1 CMCS A	58 01	98 000	5,684 98	1,788 06	3,896 92	88 20	1 55 %

J.P.Morgan



JOHN M REED T/W ACCT R59004003
For the Period 12/1/14 to 12/31/14

	Price	Quantity	Value	Adjusted Tax Cost Original Cost	Unrealized Gain/Loss	Est Annual Inc Accrued Div	Yield
US Large Cap Equity							
CONSTELLATION BRANDS INC A 21036P-10-8 STZ	98 17	16 000	1,570 72	1,406 54	164 18		
COSTCO WHOLESALE CORP 22160K-10-5 COST	141 75	10 000	1,417 50	1,207 83	209 67	14 20	1 00 %
CS CYCLICAL SECT REL PERF NT 2/25/15 1 09 XLEV BASKET UPSIDE- UNCAPPED 1 1 SPX DOWNSIDE 2/7/14 SPX 1797 02 BSKT IXM 212 50 IXI 504 93 IXT 351 01 22547Q-HK-5	116 35	25,000 000	29,087 35	24,750 00	4,337 35		
CSX CORP 126408-10-3 CSX	36 23	78 000	2,825 94	1,661 93	1,164 01	49 92	1 77 %
CVS HEALTH CORPORATION 126650-10-0 CVS	96 31	31 000	2,985 61	1,916 99	1,068 62	43 40	1 45 %
P DANAHER CORP 235851-10-2 DHR	85 71			0 00			0 47 %
DISH NETWORK CORP CL A 25470M-10-9 DISH	72 89	36 000	2,624 04	1,322 12	1,301 92		
DOMINION RESOURCES INC VA 25746U-10-9 D	76 90	22 000	1,691 80	1,541 91	149 89	52 80	3 12 %
DOW CHEMICAL CO 260543-10-3 DOW	45 61	52 000	2,371 72	1,575 40	796 32	87 36	3 68 %
E I DU PONT DE NEMOURS & CO 263534-10-9 DD	73 94	34 000	2,513 96	2,322 46	191 50	63 92	2 54 %
EXXON MOBIL CORP 30231G-10-2 XOM	92 45	33 000	3,050 85	1,076 47	1,974 38	91 08	2 99 %

J.P.Morgan



JOHN M REED T/W ACCT R59004003
For the Period 12/1/14 to 12/31/14

	Price	Quantity	Value	Adjusted Tax Cost Original Cost	Unrealized Gain/Loss	Est Annual Inc Accrued Div	Yield
US Large Cap Equity							
FACEBOOK INC-A 30303M-10-2 FB	78 02	61 000	4,759 22	4,616 35	142 87		
FIDELITY NATIONAL INFORMATION SERVICES 31620M-10-6 FIS	62 20	24 000	1,492 80	1,511 96	(19 16)	23 04	1 54 %
FLOWSERVE CORP 34354P-10-5 FLS	59 83	19 000	1,136 77	1,460 63	(323 86)	12 16	1 07 %
FLUOR CORP 343412-10-2 FLR	60 63	39 000	2,364 57	1,982 24	382 33	32 76	1 39 %
GENERAL MILLS INC 370334-10-4 GIS	53 33	24 000	1,279 92	592 76	687 16	39 36	3 08 %
GENERAL MOTORS CO 37045V-10-0 GM	34 91	128 000	4,468 48	3,616 81	851 67	153 60	3 44 %
GILEAD SCIENCES INC 375558-10-3 GILD	94 26	18 000	1,696 68	1,995 26	(298 58)		
GOOGLE INC CLASS C 38259P-70-6 GOOG	526 40	10 000	5,264 00	3,710 41	1,553 59		
GOOGLE INC CLASS A 38259P-50-8 GOOG L	530 66	6 000	3,183 96	1,755 37	1,428 59		
HARMAN INTERNATIONAL INDUSTRY INC 413086-10-9 HAR	106 71	24 000	2,561 04	2,343 88	217 16	31 68	1 24 %
HARTFORD FINANCIAL SERVICES GROUP INC 416515-10-4 HIG	41 69	48 000	2,001 12	1,402 05	599 07	34 56	1 73 %
HARTFORD CAPITAL APPREC-I 416649-30-9 ITHI X	37 15	2,416 497	89,772 86	67,661 92	22,110 94	650 03	0 72 %

J.P.Morgan



JOHN M REED T/W ACCT R59004003
For the Period 12/1/14 to 12/31/14

	Pnce	Quantity	Value	Adjusted Tax Cost Original Cost	Unrealized Gain/Loss	Est Annual Inc Accrued Div	Yield
US Large Cap Equity							
HOME DEPOT INC 437076-10-2 HD	104 97	48 000	5,038 56	1,621 57	3,416 99	90 24	1 79 %
HONEYWELL INTERNATIONAL INC 438516-10-6 HON	99 92	62 000	6,195 04	2,614 85	3,580 19	128 34	2 07 %
HUMANA INC 444859-10-2 HUM	143 63	22 000	3,159 86	1,739 10	1,420 76	24 64	0 78 %
INTERCONTINENTAL EXCHANGE, INC 45866F-10-4 ICE	219 29	5 000	1,096 45	705 09	391 36	13 00	1 19 %
INVESCO LTD G491BT-10-8 IVZ	39 52	44 000	1,738 88	1,248 40	490 48	44 00	2 53 %
JOHNSON & JOHNSON 478160-10-4 JNJ	104 57	75 000	7,842 75	5,488 33	2,354 42	210 00	2 68 %
KLA-TENCOR CORP 482480-10-0 KLAC	70 32	50 000	3,516 00	3,404 43	111 57	100 00	2 84 %
P L-3 COMMUNICATIONS HOLDINGS INC 502424-10-4 LLL	126 21	13 000	1,640 73	1,660 83	(20 10)	31 20	1 90 %
LAM RESEARCH CORP 512807-10-8 LRCX	79 34	33 000	2,618 22	1,667 37	950 85	23 76	0 91 %
LOWES COMPANIES INC 548661-10-7 LOW	68 80	75 000	5,160 00	1,482 37	3,677 63	69 00	1 34 %
MARATHON OIL CORP 565849-10-6 MRO	28 29	74 000	2,093 46	2,743 88	(650 42)	62 16	2 97 %
MARSH & MCLENNAN COMPANIES INC 571748-10-2 MMC	57 24	55 000	3,148 20	2,476 75	671 45	61 60	1 96 %
MASCO CORP 574599-10-6 MAS	25 20	115 000	2,898 00	1,499 20	1,398 80	41 40	1 43 %

J.P.Morgan



JOHN M REED T/W ACCT R59004003
For the Period 12/1/14 to 12/31/14

	Price	Quantity	Value	Adjusted Tax Cost Original Cost	Unrealized Gain/Loss	Est Annual Inc Accrued Div	Yield
US Large Cap Equity							
MASTERCARD INC - CLASS A 57636Q-10-4 MA	86 16	49 000	4,221 84	895 78	3,326 06	31 36	0 74 %
MERCK AND CO INC 58933Y-10-5 MRK	56 79	61 000	3,464 19	2,157 36	1,306 83	109 80	3 17 %
METLIFE INC 59156R-10-8 MET	54 09	83 000	4,489 47	2,369 53	2,119 94	116 20	2 59 %
MICROSOFT CORP 594918-10-4 MSFT	46 45	142 000	6,595 90	3,003 44	3,592 46	176 08	2 67 %
MONDELEZ INTERNATIONAL-W/I 609207-10-5 MDLZ	36 33	72 000	2,615 40	1,768 80	846 60	43 20	1 65 %
MORGAN STANLEY 617446-44-8 MS	38 80	120 000	4,656 00	2,582 16	2,073 84	48 00	1 03 %
NEUBERGER BER MU/C OPP-INS 64122Q-30-9 NMUL X	15 70	6,098 286	95,743 09	75,515 25	20,227 84	896 44	0 94 %
NEXTERA ENERGY INC 65339F-10-1 NEE	106 29	21 000	2,232 09	1,618 16	613 93	60 90	2 73 %
NISOURCE INC 65473P-10-5 NI	42 42	43 000	1,824 06	1,162 67	661 39	44 72	2 45 %
OCCIDENTAL PETROLEUM CORP 674599-10-5 OXY	80 61	88 000	7,093 68	5,950 64	1,143 04	253 44	3 57 %
ORACLE CORP 68389X-10-5 ORCL	44 97	67 000	3,012 99	1,404 90	1,608 09	32 16	1 07 %
PACCAR INC 693718-10-8 PCAR	68 01	62 000	4,216 62	2,071 96	2,144 66	54 56	1 29 %
P FALL CORP 696429-30-7 PLL	101 21	6 000	607 26	604 68	2 58	7 32	1 21 %

J.P.Morgan



JOHN M REED T/W ACCT R59004003
For the Period 12/1/14 to 12/31/14

	Price	Quantity	Value	Adjusted Tax Cost Original Cost	Unrealized Gain/Loss	Est Annual Inc Accrued Div	Yield
US Large Cap Equity							
PEPSICO INC 713448-10-8 PEP	94 56	24 000	2,269 44	2,258 62	10 82	62 88	2 77 %
PERRIGO CO LTD G97822-10-3 PRGO	167 16	14 000	2,340 24	2,174 76	165 48	5 88	0 25 %
PHILIP MORRIS INTERNATIONAL 718172-10-9 PM	81 45	17 000	1,384 65	1,392 59	(7 94)	68 00	4 91 %
PHILLIPS 66 718546-10-4 PSX	71 70	18 000	1,290 60	826 84	463 76	36 00	2 79 %
PROCTER & GAMBLE CO 742718-10-9 PG	91 09	43 000	3,916 87	2,265 35	1,651 52	110 68	2 83 %
QUALCOMM INC 747525-10-3 QCOM	74 33	50 000	3,716 50	1,404 39	2,312 11	84 00	2 26 %
SCHLUMBERGER LTD 806857-10-8 SLB	85 41	69 000	5,893 29	5,655 41	237 88	110 40	1 87 %
SCHWAB CHARLES CORP 808513-10-5 SCHW	30 19	61 000	1,841 59	1,834 80	6 79	14 64	0 79 %
SPDR S&P 500 ETF TRUST 78462F-10-3 SPY	205 54	1,931 000	396,897 74	348,595 48	48,302 26	7,405 38	1 87 %
STATE STREET CORP 857477-10-3 STT	78 50	30 000	2,355 00	1,754 68	600 32	36 00	1 53 %
STRYKER CORP 863667-10-1 SYK	94 33	16 000	1,509 28	1,340 99	168 29	22 08	1 46 %
THE MOSAIC COMPANY NEW 61945C-10-3 MOS	45 65	54 000	2,465 10	2,554 28	(89 18)	54 00	2 19 %
THE PRICELINE GROUP INC 741503-40-3 PCLN	1,140 21	2 000	2,280 42	1,390 45	889 97		

J.P.Morgan



JOHN M REED T/W ACCT R59004003
For the Period 12/1/14 to 12/31/14

	Pnce	Quantity	Value	Adjusted Tax Cost Original Cost	Unrealized Gain/Loss	Est Annual Inc Accrued Div	Yield
US Large Cap Equity							
TIME WARNER INC NEW 887317-30-3 TWX	85 42	88 000	7,516 96	1,606 37	5,910 59	111 76	1 49 %
TJX COMPANIES INC 872540-10-9 TJX	68 58	28 000	1,920 24	1,584 31	335 93	19 60	1 02 %
TWENTY FIRST CENTY FOX INC CL A 90130A-10-1 FOXA	38 41	80 000	3,072 40	2,607 73	464 67	20 00	0 65 %
UNION PACIFIC CORP 907818-10-8 UNP	119 13	18 000	2,144 34	1,855 22	289 12	36 00	1 68 %
UNITEDHEALTH GROUP INC 91324P-10-2 UNH	101 09	56 000	5,661 04	2,315 79	3,345 25	84 00	1 48 %
UNITED CONTINENTAL HOLDINGS INC. 910047-10-9 UAL	66 89	57 000	3,812 73	2,361 90	1,450 83		
UNITED TECHNOLOGIES CORP 913017-10-9 UTX	115 00	50 000	5,750 00	2,695 22	3,054 78	118 00	2 05 %
VERIZON COMMUNICATIONS INC 92343V-10-4 VZ	46 78	67 000	3,134 26	2,342 91	791 35	147 40	4 70 %
VERTEX PHARMACEUTICALS INC 92532F-10-0 VRTX	118 80	22 000	2,613 60	1,156 46	1,457 14		
WALT DISNEY CO 254687-10-6 DIS	94 19	25 000	2,354 75	1,630 46	724 29	28 75	1 22 %
WELLS FARGO & CO 949746-10-1 WFC	54 82	145 000	7,948 90	2,862 51	5,086 39	203 00	2 55 %

J.P.Morgan



JOHN M REED T/W ACCT R59004003
For the Period 12/1/14 to 12/31/14

	Price	Quantity	Value	Adjusted Tax Cost Original Cost	Unrealized Gain/Loss	Est Annual Inc Accrued Div	Yield
US Large Cap Equity							
YUM BRANDS INC 988498-10-1 YUM	72 85	39 000	2,841 15	1,356 91	1,484 24	63 96	2 25%
Total US Large Cap Equity			\$911,667 86	\$700,075 01	\$211,592.85	\$13,963 22	1 53%
US Mid Cap Equity							
ASTON/FAIRPOINTE MID CAP-I 00078H-15-8 ABMI X	41 57	737 826	30,671 43	20,955 96	9,715 47	47 22	0 15%
ISHARES CORE S&P MID-CAP ETF 464287-50-7 IJH	144 80	599 000	86,735 20	46,270 10	40,465 10	1,163 25	1 34%
JPM MID CAP EQ FD - SEL FUND 689 4812A1-26-6 VSNG X	44 84	2,590 364	116,151 92	77,411 47	38,740 45	354 87	0 31%
Total US Mid Cap Equity			\$233,558 55	\$144,637 53	\$88,921.02	\$1,565 34	0 67%
EAFE Equity							
CAPITAL PRIVATE CLIENT SVCS CAP NON US EQT 14042Y-60-1 CNUS X	11 35	11,638 118	132,092 64	130,986 85	1,105 79	1,617 69	1 22%
DODGE & COX INTL STOCK FUND 256206-10-3 DODF X	42 11	3,247 524	136,753 24	101,179 47	35,573 77		
ISHARES MSCI EAFE INDEX FUND 464287-46-5 EFA	60 84	3,204 000	194,931 36	204,979 15	(10,047 79)	7,244 24	3 72%

J.P.Morgan



JOHN M REED T/W ACCT R59004003
For the Period 12/1/14 to 12/31/14

	Price	Quantity	Value	Adjusted Tax Cost Original Cost	Unrealized Gain/Loss	Est Annual Inc Accrued Div	Yield
EAFE Equity							
JPM INTL VALUE FD - INSTL FUND 1375 4812A0-57-3 JNUS X	13 26	9,007 586	119,440 59	119,138 12	302 47	4,665 92	3 91 %
MFS INTL VALUE-I 55273E-82-2 MINI X	34 54	1,496 318	51,682 82	38,021 44	13,661 38	1,150 66	2 23 %
Total EAFE Equity			\$634,900.65	\$594,305 03	\$40,595.62	\$14,678 51	2.31 %
Japanese Large Cap Equity							
BROWN ADV JAPAN ALPHA OPP-4S 115233-57-9 BAFJ X	10 78	2,781 100	29,980 26	27,811 00	2,169 26	1,415 57	4 72 %
Asia ex-Japan Equity							
MATTHEWS PACIFIC TIGER FD-4S 577130-83-4 MIPT X	26 56	2,260 625	60,042 20	24,627 98	35,414 22	404 65	0 67 %
T ROWE PRICE NEW ASIA 77956H-50-0 PRAS X	16 29	4,311 473	70,233 90	69,086 48	1,147 42		
Total Asia ex-Japan Equity			\$130,276 10	\$93,714.46	\$36,561.64	\$404 65	0 31 %

J.P.Morgan



JOHN M REED T/W ACCT R59004003
For the Period 12/1/14 to 12/31/14

	Pnce	Quantity	Value	Adjusted Tax Cost Original Cost	Unrealized Gain/Loss	Est Annual Inc Accrued Div	Yield
Emerging Market Equity							
JPM CHINA REGION FD - SEL FUND 3810 4812A3-52-8 JCHS X	21 92	1,352 263	29,641 60	24,986 86	4,654 74	173 08	0 58 %
Global Equity							
JPM GLBL RES ENH INDEX FD - SEL FUND 3457 46637K-51-3 JEIT X	18 31	13,878 854	254,121 82	236,943 32	17,178 50	3,788 92	1 49 %



JOHN M REED T/W ACCT R59004003
For the Period 12/1/14 to 12/31/14

Alternative Assets Summary

Asset Categories	Beginning Estimated Value	Ending Estimated Value	Change In Value	Current Allocation
Hedge Funds	299,234.44	292,986.57	(6,247.87)	10%
Hard Assets	83,421.73	66,192.27	(17,229.46)	2%
Total Value	\$382,656.17	\$359,178.84	(\$23,477.33)	12%

Asset Categories



Alternative Assets Detail

Alternative Assets as a percentage of your portfolio - 12 %

	Price	Quantity	Estimated Value	Cost
Hedge Funds				
EQUINOX FDS TR EQNX CB STGY I 29446A-81-9 EBSI X	11.64	5,308.324	61,788.89	54,675.74
GATEWAY FUND-Y 367829-88-4 GTEY X	29.57	2,037.408	60,246.15	55,984.44

J.P.Morgan



JOHN M REED T/W ACCT R59004003
For the Period 12/1/14 to 12/31/14

	Pnce	Quantity	Estimated Value	Cost
Hedge Funds				
GOLDMAN SACHS TR STRG INCM INST 38145C-64-6 GSZI X	10 28	4,758 498	48,917 36	50,678 00
GOTHAM ABSOLUTE RETURN FUND 360873-13-7 GARI X	13 90	4,231 811	58,822 17	54,675 00
INV BALANCED-RISK ALLOC-Y 00141V-69-7 ABRY X	11 64	2,301 712	26,791 93	28,344 20
PIMCO UNCONSTRAINED BOND-P 72201M-45-3 PUCP X	11 18	3,257 609	36,420 07	37,308 08
Total Hedge Funds			\$292,986 57	\$281,665 46

	Pnce	Quantity	Estimated Value	Cost	Est Annual Income Accrued Income
Hard Assets					
BARC BREN PALLADIUM 01/20/15 LINKED TO PLDMLNPM 10% BUFFER- 1 4X LEV 10%CAP - 14% MAX RETURN INITIAL LEVEL 1/2/14 PLDMLNPM 710 06741T-3V-7	112 03	15,000 000	16,804 50	14,850 00	

J.P.Morgan



JOHN M REED T/W ACCT R59004003
For the Period 12/1/14 to 12/31/14

	Price	Quantity	Estimated Value	Cost	<u>Est. Annual Income</u> <u>Accrued Income</u>
Hard Assets					
BARC MARKET PLUS WTI 06/22/15 LNKD TO CL1 80% BARRIER- 7 20%CPN ,UNCAPPED INITIAL LEVEL-04/11/14 CL1 103 74 06741U-BY-9	53 54	15,000 000	8,031 00	14,820 00	
MS PALLADIUM BREN 12/09/15 LNKD TO PLDMLNPM 116 30% LEVERAGE, 10% BUFFER 11/20/14 INITIAL STRIKE 771 61762G-CM-4	101 20	14,000 000	14,168 00	13,860 00	
PIMCO COMMODITYPL STRAT-P 72201P-16-7 PCLP X	7 65	1,870 676	14,310 67	20,577 44	776 33
POWERSHARES DB COMMODITY INDEX TRACKING FUND 73935S-10-5 DBC	18 45	698 000	12,878 10	16,347 47	
Total Hard Assets			\$66,192.27	\$80,454 91	\$776 33



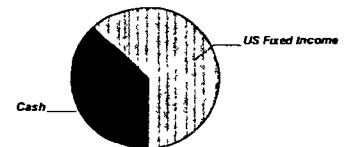
JOHN M REED T/W ACCT R59004003
For the Period 12/1/14 to 12/31/14

Cash & Fixed Income Summary

Asset Categories	Beginning Market Value	Ending Market Value	Change In Value	Current Allocation
Cash	57,706 85	81,176 58	23,469 73	3%
US Fixed Income	137,665 78	137,185 56	(480 22)	5%
Total Value	\$195,372.63	\$218,362.14	\$22,989 51	8%

Market Value/Cost	Current Period Value
Market Value	218,362 14
Tax Cost	218,769 93
Unrealized Gain/Loss	(407 79)
Estimated Annual Income	4,757 03
Yield	2 17 %

Asset Categories



SUMMARY BY MATURITY

Cash & Fixed Income	Market Value	% of Bond Portfolio
0-6 months ¹	218,362 14	100%

¹ The years indicate the number of years until the bond is scheduled to mature based on the statement end date. Some bonds may be called, or paid in full, before their stated maturity.

SUMMARY BY TYPE

Cash & Fixed Income	Market Value	% of Bond Portfolio
Cash	81,176 58	36%
Mutual Funds	137,185 56	64%
Total Value	\$218,362.14	100%

Cash & Fixed Income as a percentage of your portfolio - 8 %

J.P.Morgan



JOHN M REED T/W ACCT R59004003
For the Period 12/1/14 to 12/31/14

Cash & Fixed Income Detail

	Price	Quantity	Value	Adjusted Tax Cost Original Cost	Unrealized Gain/Loss	Est Annual Income Accrued Interest	Yield
Cash							
JPM US GOVT INSTL SWEEP FD #3915 7-Day Annualized Yield 01%	1 00	81,041 33	81,041 33	81,041 33		12 15	0 02 %
COST OF PENDING PURCHASES	1 00	(1,762 64)	(1,762 64)	(1,762 64)			
PROCEEDS FROM PENDING SALES	1 00	1,897 89	1,897 89	1,897 89			
Total Cash			\$81,176 58	\$81,176.58	\$0.00	\$12.15	0 02 %
US Fixed Income							
JPM CORE BD FD - SEL FUND 3720 4812C0-38-1	11 75	7,030 06	82,603 25	81,665 47	937 78	2,087 92	2 53 %
DOUBLELINE TOTAL RET BD-I 258620-10-3	10 97	4,975 60	54,582 31	55,927 88	(1,345 57)	2,656 96	4 87 %
Total US Fixed Income			\$137,185.56	\$137,593 35	(\$407 79)	\$4,744.88	3.46 %



JOHN M REED T/W ACCT R59004102
For the Period 12/1/14 to 12/31/14

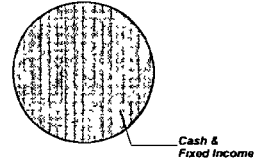
Account Summary

INCOME

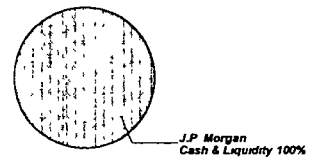
Asset Allocation	Beginning Market Value	Ending Market Value	Change In Value	Estimated Annual Income	Current Allocation
Cash & Fixed Income	4,191.03	45,094.17	40,903.14	6.76	100%
Market Value	\$4,191.03	\$45,094.17	\$40,903.14	\$6.76	100%
Accruals	1,541.08	2,571.59	1,030.51		
Market Value with Accruals	\$5,732.11	\$47,665.76	\$41,933.65		

* J.P. Morgan Cash & Liquidity Funds includes cash, J.P. Morgan deposit sweeps and J.P. Morgan money market mutual funds. See important information about investment principles and conflicts in the disclosures section.

Asset Allocation



Manager Allocation *



J.P.Morgan



JOHN M REED T/W ACCT R59004102
For the Period 12/1/14 to 12/31/14

Account Summary CONTINUED

INCOME

Portfolio Activity	Current Period Value	Year-to-Date Value
Beginning Market Value	4,191 03	129,904 34
Withdrawals & Fees	(2,192 02)	(154,221 74)
Net Additions/Withdrawals	(\$2,192.02)	(\$154,221 74)
Income	43,031 21	69,319 05
Change In Investment Value	63 95	92 52
Ending Market Value	\$45,094 17	\$45,094.17
Accruals	2,571 59	2,571 59
Market Value with Accruals	\$47,665 76	\$47,665.76

Tax Summary	Current Period Value	Year-to-Date Value
Domestic Dividends/Distributions	43,004 18	68,895 30
Foreign Dividends	27 03	423 75
Taxable Income	\$43,031.21	\$69,319 05

Cost Summary	Cost
Cash & Fixed Income	45,094 17
Total	\$45,094.17

	Current Period Value	Year-to-Date Value
LT Realized Gain/Loss	63 95	92 52
Realized Gain/Loss	\$63 95	\$92.52

J.P.Morgan



JOHN M REED T/W ACCT R59004102
For the Period 12/1/14 to 12/31/14

Equity Summary

Asset Categories	Beginning Market Value	Ending Market Value	Change In Value	Current Allocation
US Large Cap Equity	0 00	0 00	0 00	
Concentrated & Other Equity	0 00	0 00	0 00	
Total Value	\$0.00	\$0.00	\$0.00	

Equity Detail

	Pnce	Quantity	Value	Adjusted Tax Cost Original Cost	Unrealized Gain/Loss	Est Annual Inc Accrued Div	Yield
US Large Cap Equity							
SPDR S&P 500 ETF TRUST 78462F-10-3 SPY	205 54			0 00		2,191 53	1 87 %
Concentrated & Other Equity							
ACE LTD NEW H0023R-10-5 ACE	114 88			0 00		23 40	2 26 %
BRISTOL MYERS SQUIBB CO 110122-10-8 BMY	59 03			0 00		25 16	2 51 %
DANAHER CORP 235851-10-2 DHR	85 71			0 00		2 20	0 47 %
DOW CHEMICAL CO 260543-10-3 DOW	45 61			0 00		21 84	3 68 %
FLOWSERVE CORP 34354P-10-5 FLS	59 83			0 00		3 04	1 07 %

J.P.Morgan



JOHN M REED T/W ACCT R59004102
For the Period 12/1/14 to 12/31/14

	Pnce	Quantity	Value	Adjusted Tax Cost Original Cost	Unrealized Gain/Loss	Est Annual Inc Accrued Div	Yield
Concentrated & Other Equity							
FLUOR CORP 343412-10-2 FLR	60 63			0 00		8 19	1 39%
HARTFORD FINANCIAL SERVICES GROUP INC 416515-10-4 HIG	41 69			0 00		8 64	1 73%
HUMANA INC 444859-10-2 HUM	143 63			0 00		6 16	0 78%
LAM RESEARCH CORP 512807-10-8 LRCX	79 34			0 00		6 48	0 91%
MERCK AND CO INC 58933Y-10-5 MRK	56 79			0 00		28 35	3 17%
MONDELEZ INTERNATIONAL-W/ 609207-10-5 MDLZ	36 33			0 00		10 80	1 65%
OCCIDENTAL PETROLEUM CORP 674599-10-5 OXY	80 61			0 00		59 76	3 57%
PACCAR INC 693718-10-8 PCAR	68 01			0 00		62 00	1 29%
PEPSICO INC 713448-10-8 PEP	94 56			0 00		16 38	2 77%
PHILIP MORRIS INTERNATIONAL 718172-10-9 PM	81 45			0 00		17 00	4 91%
SCHLUMBERGER LTD 806857-10-8 SLB	85 41			0 00		26 00	1 87%
STATE STREET CORP 857477-10-3 STT	78 50			0 00		9 00	1 53%
STRYKER CORP 863667-10-1 SYK	94 33			0 00		5 52	1 46%

J.P.Morgan



JOHN M REED T/W ACCT R59004102
For the Period 12/1/14 to 12/31/14

	Pnce	Quantity	Value	Adjusted Tax Cost Original Cost	Unrealized Gain/Loss	Est Annual Inc Accrued Div	Yield
Concentrated & Other Equity							
UNION PACIFIC CORP 907818-10-8 UNP	119 13			0 00		9 00	1 68 %
WALT DISNEY CO 254687-10-6 DIS	94 19			0 00		29 90	1 22 %
Total Concentrated & Other Equity			\$0.00	\$0.00	\$0 00	\$0.00 \$378 82	0.00 %



JOHN M REED T/W ACCT R59004102
For the Period 12/1/14 to 12/31/14

Cash & Fixed Income Summary

Asset Categories	Beginning Market Value	Ending Market Value	Change In Value	Current Allocation
Cash	4,191.03	45,094.17	40,903.14	100%
US Fixed Income	0.00	0.00	0.00	
Total Value	\$4,191.03	\$45,094.17	\$40,903.14	100%

Market Value/Cost	Current Period Value
Market Value	45,094.17
Tax Cost	45,094.17
Estimated Annual Income	6.76
Accrued Interest	1.24
Yield	0.01%

SUMMARY BY MATURITY

Cash & Fixed Income	Market Value	% of Bond Portfolio
0-6 months ¹	45,094.17	100%

SUMMARY BY TYPE

Cash & Fixed Income	Market Value	% of Bond Portfolio
Cash	45,094.17	100%

¹ The years indicate the number of years until the bond is scheduled to mature based on the statement end date. Some bonds may be called, or paid in full, before their stated maturity.



JOHN M REED T/W ACCT R59004102
For the Period 12/1/14 to 12/31/14

Cash & Fixed Income Detail

	Price	Quantity	Value	Adjusted Tax Cost Original Cost	Unrealized Gain/Loss	Est. Annual Income Accrued Interest	Yield
Cash							
JPM US GOVT INSTL SWEEP FD #3915	1 00	45,094 17	45,094 17	45,094 17		6 76	0 02 %
7-Day Annualized Yield 01%						1 24	