



See a Social Security Number? Say Something!
Report Privacy Problems to <https://public.resource.org/privacy>
Or call the IRS Identity Theft Hotline at 1-800-908-4490





Form 990-PF

Return of Private Foundation

OMB No 1545-0052

2014

Department of the Treasury Internal Revenue Service

or Section 4947(a)(1) Trust Treated as Private Foundation


Do not enter social security numbers on this form as it may be made public. Information about Form 990-PF and its separate instructions is at www.irs.gov/form990pf

Open to Public Inspection

For calendar year 2014 or tax year beginning 2014, and ending 20

Name of foundation: HAGAR RES CHARITABLE TRUST. Employer identification number: 31-6206958. Telephone number: 740-588-6470. Check type of organization: Section 501(c)(3) exempt private foundation. Fair market value of all assets at end of year: \$3,547,124.

Table with 4 columns: (a) Revenue and expenses per books, (b) Net investment income, (c) Adjusted net income, (d) Disbursements for charitable purposes. Rows include Revenue (1-12) and Operating and Administrative Expenses (13-27).



ENVELOPE MAY 08 2015 POSTMARK DATE

SCANNER MAY 27 2015



Part II Balance Sheets		Attached schedules and amounts in the description column should be for end-of-year amounts only (See instructions)		Beginning of year	End of year		
		(a) Book Value	(b) Book Value	(c) Fair Market Value			
Assets	1	Cash - non-interest-bearing			114.	114.	
	2	Savings and temporary cash investments			272,884.	272,884.	
	3	Accounts receivable ▶					
		Less allowance for doubtful accounts ▶					
	4	Pledges receivable ▶					
		Less allowance for doubtful accounts ▶					
	5	Grants receivable					
	6	Receivables due from officers, directors, trustees, and other disqualified persons (attach schedule) (see instructions)					
	7	Other notes and loans receivable (attach schedule) ▶					
		Less allowance for doubtful accounts ▶	NONE				
	8	Inventories for sale or use					
	9	Prepaid expenses and deferred charges					
	10a	Investments - U S and state government obligations (attach schedule)					
	b	Investments - corporate stock (attach schedule) . STMT 6			1,736,477.	2,236,918.	
	c	Investments - corporate bonds (attach schedule) . STMT 7			1,018,530.	1,037,208.	
	11	Investments - land, buildings, and equipment basis ▶					
	Less accumulated depreciation (attach schedule) ▶						
12	Investments - mortgage loans						
13	Investments - other (attach schedule)			2,943,370.			
14	Land, buildings, and equipment basis ▶						
	Less accumulated depreciation (attach schedule) ▶						
15	Other assets (describe ▶)						
16	Total assets (to be completed by all filers - see the instructions Also, see page 1, item I)			2,943,370.	3,028,005.	3,547,124.	
Liabilities	17	Accounts payable and accrued expenses					
	18	Grants payable					
	19	Deferred revenue					
	20	Loans from officers, directors, trustees, and other disqualified persons					
	21	Mortgages and other notes payable (attach schedule)					
	22	Other liabilities (describe ▶)					
23	Total liabilities (add lines 17 through 22)					NONE	
Net Assets or Fund Balances	Foundations that follow SFAS 117, check here ▶ <input type="checkbox"/> and complete lines 24 through 26 and lines 30 and 31.						
	24	Unrestricted					
	25	Temporarily restricted					
	26	Permanently restricted					
	Foundations that do not follow SFAS 117, . . . ▶ <input checked="" type="checkbox"/> check here and complete lines 27 through 31.						
	27	Capital stock, trust principal, or current funds			2,943,370.	3,028,005.	
	28	Paid-in or capital surplus, or land, bldg, and equipment fund					
29	Retained earnings, accumulated income, endowment, or other funds						
30	Total net assets or fund balances (see instructions)			2,943,370.	3,028,005.		
31	Total liabilities and net assets/fund balances (see instructions)			2,943,370.	3,028,005.		

Part III Analysis of Changes in Net Assets or Fund Balances		
1	Total net assets or fund balances at beginning of year - Part II, column (a), line 30 (must agree with end-of-year figure reported on prior year's return)	1 2,943,370.
2	Enter amount from Part I, line 27a	2 85,485.
3	Other increases not included in line 2 (itemize) ▶ RETURN OF CAPITAL	3 41.
4	Add lines 1, 2, and 3	4 3,028,896.
5	Decreases not included in line 2 (itemize) ▶ 2014 INCOME POSTED IN 2015	5 891.
6	Total net assets or fund balances at end of year (line 4 minus line 5) - Part II, column (b), line 30	6 3,028,005.



Part IV Capital Gains and Losses for Tax on Investment Income

Table with columns for (a) List and describe the kind(s) of property sold, (b) How acquired, (c) Date acquired, (d) Date sold, (e) Gross sales price, (f) Depreciation allowed, (g) Cost or other basis, (h) Gain or (loss), (i) FMV as of 12/31/69, (j) Adjusted basis, (k) Excess of col (i) over col (j), and (l) Gains (Col (h) gain minus col (k), but not less than -0-) or Losses (from col. (h)).

Part V Qualification Under Section 4940(e) for Reduced Tax on Net Investment Income

(For optional use by domestic private foundations subject to the section 4940(a) tax on net investment income.)

If section 4940(d)(2) applies, leave this part blank.

Was the foundation liable for the section 4942 tax on the distributable amount of any year in the base period? [X] Yes [] No

Table with columns for (a) Base period years, (b) Adjusted qualifying distributions, (c) Net value of noncharitable-use assets, and (d) Distribution ratio. Includes rows for 2013-2009 and summary rows 2-8.



Part VI Excise Tax Based on Investment Income (Section 4940(a), 4940(b), 4940(e), or 4948 - see instructions)

Table with 11 rows for excise tax calculation. Includes categories like 'Exempt operating foundations', 'Domestic foundations', 'Tax under section 511', 'Add lines 1 and 2', 'Subtitle A (income) tax', 'Tax based on investment income', 'Credits/Payments', 'Total credits and payments', 'Tax due', and 'Overpayment'.

Part VII-A Statements Regarding Activities

Table with 10 rows for activity statements. Includes questions about influencing legislation, political purposes, Form 1120-POL filing, tax on political expenditures, reimbursement, unreported activities, changes in governing instrument, unrelated business income, liquidation, and substantial contributors.



Part VII-A Statements Regarding Activities (continued)

11	At any time during the year, did the foundation, directly or indirectly, own a controlled entity within the meaning of section 512(b)(13)? If "Yes," attach schedule (see instructions)	11		X
12	Did the foundation make a distribution to a donor advised fund over which the foundation or a disqualified person had advisory privileges? If "Yes," attach statement (see instructions)	12		X
13	Did the foundation comply with the public inspection requirements for its annual returns and exemption application? Website address ▶ <u>N/A</u>	13	X	
14	The books are in care of ▶ <u>HUNTINGTON NATIONAL BANK</u> Telephone no ▶ <u>(740) 588-6470</u> Located at ▶ <u>422 MAIN STREET, ZANESVILLE, OH</u> ZIP+4 ▶ <u>43702</u>			
15	Section 4947(a)(1) nonexempt charitable trusts filing Form 990-PF in lieu of Form 1041 - Check here ▶ <input type="checkbox"/> and enter the amount of tax-exempt interest received or accrued during the year ▶ <u>15</u>			
16	At any time during calendar year 2014, did the foundation have an interest in or a signature or other authority over a bank, securities, or other financial account in a foreign country?	16	Yes	No
See the instructions for exceptions and filing requirements for FinCEN Form 114, (formerly TD F 90-22 1) If "Yes," enter the name of the foreign country ▶				X

Part VII-B Statements Regarding Activities for Which Form 4720 May Be Required

File Form 4720 if any item is checked in the "Yes" column, unless an exception applies.

		Yes	No
1a	During the year did the foundation (either directly or indirectly)		
(1)	Engage in the sale or exchange, or leasing of property with a disqualified person? <input type="checkbox"/> Yes <input checked="" type="checkbox"/> No		
(2)	Borrow money from, lend money to, or otherwise extend credit to (or accept it from) a disqualified person? <input type="checkbox"/> Yes <input checked="" type="checkbox"/> No		
(3)	Furnish goods, services, or facilities to (or accept them from) a disqualified person? <input type="checkbox"/> Yes <input checked="" type="checkbox"/> No		
(4)	Pay compensation to, or pay or reimburse the expenses of, a disqualified person? <input checked="" type="checkbox"/> Yes <input type="checkbox"/> No		
(5)	Transfer any income or assets to a disqualified person (or make any of either available for the benefit or use of a disqualified person)? <input type="checkbox"/> Yes <input checked="" type="checkbox"/> No		
(6)	Agree to pay money or property to a government official? (Exception. Check "No" if the foundation agreed to make a grant to or to employ the official for a period after termination of government service, if terminating within 90 days) <input type="checkbox"/> Yes <input checked="" type="checkbox"/> No		
b	If any answer is "Yes" to 1a(1)-(6), did any of the acts fail to qualify under the exceptions described in Regulations section 53.4941(d)-3 or in a current notice regarding disaster assistance (see instructions)? Organizations relying on a current notice regarding disaster assistance check here ▶ <input type="checkbox"/>	1b	X
c	Did the foundation engage in a prior year in any of the acts described in 1a, other than excepted acts, that were not corrected before the first day of the tax year beginning in 2014?	1c	X
2	Taxes on failure to distribute income (section 4942) (does not apply for years the foundation was a private operating foundation defined in section 4942(j)(3) or 4942(j)(5))		
a	At the end of tax year 2014, did the foundation have any undistributed income (lines 6d and 6e, Part XIII) for tax year(s) beginning before 2014? <input type="checkbox"/> Yes <input checked="" type="checkbox"/> No If "Yes," list the years ▶		
b	Are there any years listed in 2a for which the foundation is not applying the provisions of section 4942(a)(2) (relating to incorrect valuation of assets) to the year's undistributed income? (If applying section 4942(a)(2) to all years listed, answer "No" and attach statement - see instructions)	2b	X
c	If the provisions of section 4942(a)(2) are being applied to any of the years listed in 2a, list the years here ▶		
3a	Did the foundation hold more than a 2% direct or indirect interest in any business enterprise at any time during the year? <input type="checkbox"/> Yes <input checked="" type="checkbox"/> No		
b	If "Yes," did it have excess business holdings in 2014 as a result of (1) any purchase by the foundation or disqualified persons after May 26, 1969, (2) the lapse of the 5-year period (or longer period approved by the Commissioner under section 4943(c)(7)) to dispose of holdings acquired by gift or bequest; or (3) the lapse of the 10-, 15-, or 20-year first phase holding period? (Use Schedule C, Form 4720, to determine if the foundation had excess business holdings in 2014)	3b	
4a	Did the foundation invest during the year any amount in a manner that would jeopardize its charitable purposes?	4a	X
b	Did the foundation make any investment in a prior year (but after December 31, 1969) that could jeopardize its charitable purpose that had not been removed from jeopardy before the first day of the tax year beginning in 2014?	4b	X



Part VII-B Statements Regarding Activities for Which Form 4720 May Be Required (continued)

- 5a During the year did the foundation pay or incur any amount to
 - (1) Carry on propaganda, or otherwise attempt to influence legislation (section 4945(e))? Yes No
 - (2) Influence the outcome of any specific public election (see section 4955), or to carry on, directly or indirectly, any voter registration drive? Yes No
 - (3) Provide a grant to an individual for travel, study, or other similar purposes? Yes No
 - (4) Provide a grant to an organization other than a charitable, etc., organization described in section 4945(d)(4)(A)? (see instructions). Yes No
 - (5) Provide for any purpose other than religious, charitable, scientific, literary, or educational purposes, or for the prevention of cruelty to children or animals? Yes No
- b If any answer is "Yes" to 5a(1)-(5), did any of the transactions fail to qualify under the exceptions described in Regulations section 53.4945 or in a current notice regarding disaster assistance (see instructions)? Yes No
Organizations relying on a current notice regarding disaster assistance check here
- c If the answer is "Yes" to question 5a(4), does the foundation claim exemption from the tax because it maintained expenditure responsibility for the grant? Yes No
If "Yes," attach the statement required by Regulations section 53.4945-5(d)
- 6a Did the foundation, during the year, receive any funds, directly or indirectly, to pay premiums on a personal benefit contract? Yes No
- b Did the foundation, during the year, pay premiums, directly or indirectly, on a personal benefit contract? Yes No
If "Yes" to 6b, file Form 8870
- 7a At any time during the tax year, was the foundation a party to a prohibited tax shelter transaction? Yes No
- b If "Yes," did the foundation receive any proceeds or have any net income attributable to the transaction? Yes No

5b

6b

7b

X

Part VIII Information About Officers, Directors, Trustees, Foundation Managers, Highly Paid Employees, and Contractors

1 List all officers, directors, trustees, foundation managers and their compensation (see instructions).

(a) Name and address	(b) Title, and average hours per week devoted to position	(c) Compensation (if not paid, enter -0-)	(d) Contributions to employee benefit plans and deferred compensation	(e) Expense account, other allowances
SEE STATEMENT 8		28,245.		

2 Compensation of five highest-paid employees (other than those included on line 1 - see instructions). If none, enter "NONE."

(a) Name and address of each employee paid more than \$50,000	(b) Title, and average hours per week devoted to position	(c) Compensation	(d) Contributions to employee benefit plans and deferred compensation	(e) Expense account, other allowances
NONE		NONE	NONE	NONE

Total number of other employees paid over \$50,000 NONE



Part VIII Information About Officers, Directors, Trustees, Foundation Managers, Highly Paid Employees, and Contractors (continued)

3 Five highest-paid independent contractors for professional services (see instructions). If none, enter "NONE."

(a) Name and address of each person paid more than \$50,000	(b) Type of service	(c) Compensation
NONE		NONE

Total number of others receiving over \$50,000 for professional services **NONE**

Part IX-A Summary of Direct Charitable Activities

List the foundation's four largest direct charitable activities during the tax year. Include relevant statistical information such as the number of organizations and other beneficiaries served, conferences convened, research papers produced, etc	Expenses
1 NONE	
2	
3	
4	

Part IX-B Summary of Program-Related Investments (see instructions)

Describe the two largest program-related investments made by the foundation during the tax year on lines 1 and 2	Amount
1 NONE	
2	
All other program-related investments. See instructions	
3 NONE	
Total. Add lines 1 through 3	

Part X Minimum Investment Return (All domestic foundations must complete this part. Foreign foundations, see instructions.)

1	Fair market value of assets not used (or held for use) directly in carrying out charitable, etc., purposes		
a	Average monthly fair market value of securities	1a	3,449,186.
b	Average of monthly cash balances	1b	76,056.
c	Fair market value of all other assets (see instructions)	1c	NONE
d	Total (add lines 1a, b, and c)	1d	3,525,242.
e	Reduction claimed for blockage or other factors reported on lines 1a and 1c (attach detailed explanation)	1e	
2	Acquisition indebtedness applicable to line 1 assets	2	NONE
3	Subtract line 2 from line 1d	3	3,525,242.
4	Cash deemed held for charitable activities. Enter 1 1/2% of line 3 (for greater amount, see instructions)	4	52,879.
5	Net value of noncharitable-use assets. Subtract line 4 from line 3. Enter here and on Part V, line 4	5	3,472,363.
6	Minimum investment return. Enter 5% of line 5	6	173,618.

Part XI Distributable Amount (see instructions) (Section 4942(j)(3) and (j)(5) private operating foundations and certain foreign organizations check here and do not complete this part)

1	Minimum investment return from Part X, line 6	1	173,618.
2a	Tax on investment income for 2014 from Part VI, line 5	2a	7,793.
b	Income tax for 2014. (This does not include the tax from Part VI.)	2b	
c	Add lines 2a and 2b	2c	7,793.
3	Distributable amount before adjustments. Subtract line 2c from line 1	3	165,825.
4	Recoveries of amounts treated as qualifying distributions	4	NONE
5	Add lines 3 and 4	5	165,825.
6	Deduction from distributable amount (see instructions)	6	NONE
7	Distributable amount as adjusted. Subtract line 6 from line 5. Enter here and on Part XIII, line 1	7	165,825.

Part XII Qualifying Distributions (see instructions)

1	Amounts paid (including administrative expenses) to accomplish charitable, etc., purposes		
a	Expenses, contributions, gifts, etc. - total from Part I, column (d), line 26	1a	183,174.
b	Program-related investments - total from Part IX-B	1b	
2	Amounts paid to acquire assets used (or held for use) directly in carrying out charitable, etc., purposes	2	NONE
3	Amounts set aside for specific charitable projects that satisfy the		
a	Suitability test (prior IRS approval required)	3a	NONE
b	Cash distribution test (attach the required schedule)	3b	NONE
4	Qualifying distributions. Add lines 1a through 3b. Enter here and on Part V, line 8, and Part XIII, line 4	4	183,174.
5	Foundations that qualify under section 4940(e) for the reduced rate of tax on net investment income. Enter 1% of Part I, line 27b (see instructions)	5	N/A
6	Adjusted qualifying distributions. Subtract line 5 from line 4	6	183,174.

Note. The amount on line 6 will be used in Part V, column (b), in subsequent years when calculating whether the foundation qualifies for the section 4940(e) reduction of tax in those years.

Part XIII Undistributed Income (see instructions)

	(a) Corpus	(b) Years prior to 2013	(c) 2013	(d) 2014
1 Distributable amount for 2014 from Part XI, line 7				165,825.
2 Undistributed income, if any, as of the end of 2014				
a Enter amount for 2013 only			171,378.	
b Total for prior years 20 <u>12</u> , 20 <u> </u> , 20 <u> </u>		189,241.		
3 Excess distributions carryover, if any, to 2014:				
a From 2009	NONE			
b From 2010	NONE			
c From 2011	NONE			
d From 2012	NONE			
e From 2013	NONE			
f Total of lines 3a through e	NONE			
4 Qualifying distributions for 2014 from Part XII, line 4 ▶ \$ <u>183,174.</u>				
a Applied to 2013, but not more than line 2a			171,378.	
b Applied to undistributed income of prior years (Election required - see instructions)		11,796.		
c Treated as distributions out of corpus (Election required - see instructions)	NONE			
d Applied to 2014 distributable amount				NONE
e Remaining amount distributed out of corpus	NONE			
5 Excess distributions carryover applied to 2014 (If an amount appears in column (d), the same amount must be shown in column (a))	NONE			NONE
6 Enter the net total of each column as indicated below:				
a Corpus Add lines 3f, 4c, and 4e Subtract line 5	NONE			
b Prior years' undistributed income Subtract line 4b from line 2b		177,445.		
c Enter the amount of prior years' undistributed income for which a notice of deficiency has been issued, or on which the section 4942(a) tax has been previously assessed		NONE		
d Subtract line 6c from line 6b Taxable amount - see instructions		177,445.		
e Undistributed income for 2013 Subtract line 4a from line 2a Taxable amount - see instructions				
f Undistributed income for 2014 Subtract lines 4d and 5 from line 1 This amount must be distributed in 2015				165,825.
7 Amounts treated as distributions out of corpus to satisfy requirements imposed by section 170(b)(1)(F) or 4942(g)(3) (Election may be required - see instructions)	NONE			
8 Excess distributions carryover from 2009 not applied on line 5 or line 7 (see instructions)	NONE			
9 Excess distributions carryover to 2015. Subtract lines 7 and 8 from line 6a	NONE			
10 Analysis of line 9:				
a Excess from 2010	NONE			
b Excess from 2011	NONE			
c Excess from 2012	NONE			
d Excess from 2013	NONE			
e Excess from 2014	NONE			

Part XIV Private Operating Foundations (see instructions and Part VII-A, question 9)

NOT APPLICABLE

1a If the foundation has received a ruling or determination letter that it is a private operating foundation, and the ruling is effective for 2014, enter the date of the ruling

b Check box to indicate whether the foundation is a private operating foundation described in section 4942(j)(3) or 4942(j)(5)

Table with 5 columns: (a) 2014, (b) 2013, (c) 2012, (d) 2011, (e) Total. Rows include: 2a Enter the lesser of the adjusted net income...; 2b 85% of line 2a; 2c Qualifying distributions from Part XII, line 4...; 2d Amounts included in line 2c not used directly for active conduct...; 2e Qualifying distributions made directly for active conduct...; 3 Complete 3a, b, or c for the alternative test relied upon; 3a "Assets" alternative test; 3b "Endowment" alternative test; 3c "Support" alternative test.

Part XV Supplementary Information (Complete this part only if the foundation had \$5,000 or more in assets at any time during the year - see instructions.)

1 Information Regarding Foundation Managers:

a List any managers of the foundation who have contributed more than 2% of the total contributions received by the foundation before the close of any tax year (but only if they have contributed more than \$5,000). (See section 507(d)(2).)

N/A

b List any managers of the foundation who own 10% or more of the stock of a corporation (or an equally large portion of the ownership of a partnership or other entity) of which the foundation has a 10% or greater interest.

N/A

2 Information Regarding Contribution, Grant, Gift, Loan, Scholarship, etc., Programs:

Check here [X] if the foundation only makes contributions to preselected charitable organizations and does not accept unsolicited requests for funds. If the foundation makes gifts, grants, etc (see instructions) to individuals or organizations under other conditions, complete items 2a, b, c, and d.

a The name, address, and telephone number or e-mail address of the person to whom applications should be addressed:

b The form in which applications should be submitted and information and materials they should include.

c Any submission deadlines:

d Any restrictions or limitations on awards, such as by geographical areas, charitable fields, kinds of institutions, or other factors:



Part XV Supplementary Information (continued)

3 Grants and Contributions Paid During the Year or Approved for Future Payment

Recipient Name and address (home or business)	If recipient is an individual, show any relationship to any foundation manager or substantial contributor	Foundation status of recipient	Purpose of grant or contribution	Amount
a Paid during the year				
SIX COUNTY MENTAL HEALTH SVCS ATTN: JOHN CREE 2845 BELL STREET ZANESVILLE OH 43701	NONE	PC	GENERAL SUPPORT	16,858.
ZANESVILLE MUSEUM OF ART ATTN: SUSAN TALBOTT- 620 MILITARY ROAD ZANESVILLE OH 43701	NONE	PC	GENERAL SUPPORT	16,858.
UNITED WAY OF MUSKINGUM, PERRY & MORGAN COUNT 526 PUTNAM AVENUE ZANESVILLE OH 43701-4933	NONE	PC	GENERAL SUPPORT	33,715.
GOOD SAMARITAN MEDICAL CENTER 2800 MAPLE AVENUE ZANESVILLE OH 43701-2882	NONE	PC	GENERAL SUPPORT	33,715.
GENESIS HEALTHCARE FOUNDATION ATTN: PAUL MCCL 1135 MAPLE AVENUE ZANESVILLE OH 43701-1407	NONE	PC	GENERAL SUPPORT	33,715.
SALVATION ARMY 515 PUTNAM AVEBUE ZANESVILLE OH 43701	NONE	PC	GENERAL SUPPORT	16,858.
AMERICAN CANCER SOCIETY ATTN: BILL M. ROBERTS P.O. BOX 720366 OKLAHOMA CITY OK 73162	NONE	PC	GENERAL SUPPORT	16,858.
Total				168,577.
b Approved for future payment				
Total				3b

HAGAR RES CHARITABLE TRUST

31-6206958

FORM 990PF, PART I - DIVIDENDS AND INTEREST FROM SECURITIES

DESCRIPTION	REVENUE AND EXPENSES PER BOOKS	NET INVESTMENT INCOME
-----	-----	-----
AT&T INC	368.	368.
AMERICAN EXPRESS COMPANY	353.	353.
ANADARKO PETE	265.	265.
APPLE COMPUTER	711.	711.
ARTISAN INTERNATIONAL VALUE FUND - INVES	9,923.	9,923.
AUTOMATIC DATA PROCESSING	884.	884.
AUTOZONE INC 4% 11/15/2020-2020	1,961.	1,961.
BALL CORP W/1 RT/SH	186.	186.
BAXTER INTERNATIONAL INC	706.	706.
BORG-WARNER AUTOMOTIVE INC	152.	152.
BRISTOL-MYERS SQUIBB CO	677.	677.
CVS CORP	327.	327.
CANADIAN NATL RAILWAY COM	544.	544.
CARDINAL HEALTH INC	529.	529.
CENTURYTEL INC	832.	832.
CHEVRONTEXACO CORP	800.	800.
CHEVRON CORPORATION 2.427% 06/24/2020-20	1,214.	1,214.
CHUBB CORP	277.	277.
CHURCH & DWIGHT CO INC	338.	338.
CISCO SYSTEMS, INC.	566.	566.
COLGATE PALMOLIVE CO	407.	407.
COLUMBIA FUNDS SERIES TRUST - COLUMBIA M	533.	533.
COMCAST CORP CL A	322.	322.
CONOCOPHILLIPS	961.	961.
COSTCO WHOLESALE CORP	149.	149.
DEERE & COMPANY	515.	515.
DR PEPPER SNAPPLE GROUP 2% 01/15/2020	639.	639.
E.M.C. CORP	383.	383.
EMERSON ELECTRIC CO	774.	774.
EXXON MOBIL CORP COM	224.	224.
FEDERATED TOTAL RETURN BOND FUND #328	3,334.	3,334.
FIDELITY LOW-PRICED STOCK #316	483.	483.
BLE880 L734 04/30/2015 10:36:03		

FORM 990PF, PART I - DIVIDENDS AND INTEREST FROM SECURITIES

DESCRIPTION	REVENUE AND EXPENSES PER BOOKS	NET INVESTMENT INCOME
FIDELITY REAL ESTATE INCOME FUND	2,369.	2,369.
FRANKLIN RES INC	247.	247.
FREPORT MCMORAN COPPER & GOLD	463.	463.
GATEWAY FUND - CLASS Y	845.	845.
GENERAL MILLS INC	418.	418.
HALLIBURTON CO	83.	83.
HUNTINGTON DISCIPLINED EQUITY FD TR III	651.	651.
ILLINOIS TOOL WORKS INC COM	792.	792.
INTERNATIONAL BUSINESS MACHINES CORP	109.	109.
IBM CORP 1.875% 05/15/2019	911.	911.
ISHARES S & P MIDCAP 400	833.	833.
ISHARES S & P SMALLCAP 600	1,325.	1,325.
JOHNSON CONTROLS INC	430.	430.
KENNAMETAL INC 2.65% 11/01/2019-2019	1,248.	1,248.
ESTEE LAUDER COMPANY	208.	208.
LORD ABBETT SHORT DURATION INCOME FUND -	429.	429.
MCDONALDS CORP	574.	574.
MERCK & CO INC	862.	862.
METLIFE INC	803.	803.
HUNTINGTON CONSERVATIVE DEPOSIT ACCOUNT	32.	32.
HUNTINGTON INTERMEDIATE GOVT	25.	25.
NEXTERA ENERGY INC	453.	453.
NIKE INC CL B	282.	282.
OCCIDENTAL PETROLEUM CORP	668.	668.
ORACLE CORP	384.	384.
OPPENHEIMER DEVELOPING MARKETS FUND-I	1,068.	1,068.
PIMCO LOW DURATION INSTITUTIONAL	3,912.	3,912.
PIMCO TOTAL RETURN FUND - CLASS A	388.	388.
PIMCO TOTAL RETURN FUND INSTL CLASS	215.	215.
PNC FINANCIAL CORP	611.	611.
PEPSICO INC	443.	443.
PRAXAIR INC	429.	429.
PRINCIPAL FINANCIAL GROUP 1.85% 11/15/20	899.	899.

HAGAR RES CHARITABLE TRUST

31-6206958

FORM 990PF, PART I - DIVIDENDS AND INTEREST FROM SECURITIES

DESCRIPTION	REVENUE AND EXPENSES PER BOOKS	NET INVESTMENT INCOME
PRUDENTIAL FINL INC	662.	662.
QUALCOMM INC	503.	503.
T. ROWE PRICE REAL ESTATE FUND	831.	831.
SCHLUMBERGER LTD.	138.	138.
SEMPRA ENERGY CORP	476.	476.
TJX COMPANIES INC W/1 RT/SH	107.	107.
TEMPLETON GLOBAL BOND FUND CLASS A	1,382.	1,382.
FRANKLIN TEMPLETON GLOBAL BOND FUND - AD	14,884.	14,884.
TEXAS INSTRUMENTS INC.	837.	837.
TOYOTA MOTOR CREDIT CORP SERIES MTN 1.25	538.	538.
TRAVELERS COS INC	546.	546.
UNITED TECHNOLOGIES CORP	590.	590.
UNITEDHEALTH GROUP INC	443.	443.
V F CORP W/1 RT/SH	432.	432.
VALERO ENERGY	584.	584.
VERIZON COMMUNICATIONS	243.	243.
VODAFONE GROUP PLC 1.5% 02/19/2018	550.	550.
WASATCH LONG/SHORT FUND	722.	722.
WELLS FARGO & CO NEW	803.	803.
ACCENTURE PLC CL A	741.	741.
TOTAL	79,758.	79,758.

HAGAR RES CHARITABLE TRUST

31-6206958

FORM 990PF, PART I - ACCOUNTING FEES

DESCRIPTION	REVENUE AND EXPENSES PER BOOKS	NET INVESTMENT INCOME	ADJUSTED NET INCOME	CHARITABLE PURPOSES
TAX PREPARATION FEE (NON-ALLOC	550.	275.		275.
TOTALS	550.	275.	NONE	275.

HAGAR RES CHARITABLE TRUST

31-6206958

FORM 990PF, PART I - TAXES

DESCRIPTION	REVENUE AND EXPENSES PER BOOKS	NET INVESTMENT INCOME	CHARITABLE PURPOSES
FOREIGN TAXES	65.	65.	
OTHER TAXES	200.		200.
FEDERAL TAX PAYMENT - PRIOR YE	115,799.		
FEDERAL ESTIMATES - PRINCIPAL	5,180.		
FOREIGN TAXES ON QUALIFIED FOR	175.	175.	
FOREIGN TAXES ON NONQUALIFIED	175.	175.	
TOTALS	121,594.	415.	200.

HAGAR RES CHARITABLE TRUST

31-6206958

FORM 990PF, PART II - CORPORATE STOCK
=====

DESCRIPTION	ENDING BOOK VALUE	ENDING FMV
EQUITIES	1,736,477.	2,236,918.
TOTALS	1,736,477.	2,236,918.

HAGAR RES CHARITABLE TRUST

31-6206958

FORM 990PF, PART II - CORPORATE BONDS
=====

DESCRIPTION -----	ENDING BOOK VALUE -----	ENDING FMV ---
FIXED	1,018,530.	1,037,208.
TOTALS	1,018,530.	1,037,208.
	=====	=====





HAGAR RES CHARITABLE TRUST

31-6206958

FORM 990PF, PART VIII - LIST OF OFFICERS, DIRECTORS, AND TRUSTEES

OFFICER NAME:

HUNTINGTON NATIONAL BANK

ADDRESS:

422 MAIN STREET
ZANESVILLE, OH 43702

TITLE:

TRUSTEE

AVERAGE HOURS PER WEEK DEVOTED TO POSITION: 4

COMPENSATION 28,245.

COMPENSATION EXPLANATION:

TRUSTEE FEES

TOTAL COMPENSATION: 28,245.

=====

HAGAR
31-6206958

The Huntington Trust


DECEMBER 01, 2014 TO DECEMBER 31, 2014

ACCOUNT NAME: HAGAR RES CHARITABLE

PORTFOLIO DETAIL

DESCRIPTION	TOTAL MARKET/ TOTAL COST	MARKET PRICE/ COST PRICE	EST ANNUAL INCOME/	CURRENT YIELD
SHORT TERM INVESTMENTS				
MONEY MARKET FUNDS				
608993853 HUNTINGTON CONSERVATIVE DEPOSIT ACCOUNT	272,883.82	1.00	136.44	0.05
	272,883.82	1.00	11.37	
** TOTAL MONEY MARKET FUNDS	SUB-TOTAL		136.44	0.05
	272,883.82		11.37	
* TOTAL SHORT TERM INVESTMENTS			136.44	0.05
	272,883.82		11.37	

BOND QUALITY SUMMARY



S & P QUALITY RATING	MARKET VALUE	PERCENT
AA	50,241.50	12.6%
AA-	99,516.00	24.8%
A-	49,103.50	12.3%
BBB+	98,887.00	24.7%
BBB	102,522.00	25.6%
Total	400,270.00	100.0%

BOND MATURITY SUMMARY



YEARS TO MATURITY	PAR VALUE	PERCENT
1-3 YEARS	100,000.00	25.0%
3-5 YEARS	150,000.00	37.5%
5-10 YEARS	150,000.00	37.5%
Total	400,000.00	100.0%

AVERAGE TIME TO MATURITY: 4.2 YEARS

CURRENT YIELD: 2.19%

The Huntington Trust

2

DECEMBER 01, 2014 TO DECEMBER 31, 2014

ACCOUNT NAME: HAGAR RES CHARITABLE

PORTFOLIO DETAIL (CONTINUED)

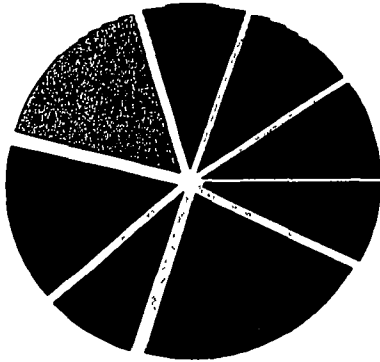
DESCRIPTION	RATING	PAR VALUE	TOTAL MARKET/ TOTAL COST	MARKET PRICE/ COST PRICE	EST ANNUAL INCOME/	YIELD CURRENT/ MATURITY
FIXED INCOME						
CORPORATE OBLIGATIONS						
CORPORATE BONDS						
053332AL6 AUTOZONE INC 4% 11/15/2020-2020	BBB	50,000 000	53,051.00 51,777.50	106.10 103.56	2,000.00 255.56	3.77 2.82
166764AG5 CHEVRON CORPORATION 2.427% 06/24/2020-2020	AA	50,000 000	50,241.50 49,813.50	100.48 99.63	1,213.50 23.60	2.42 2.29
26138EAQ2 DR PEPPER SNAPPLE GROUP 2% 01/15/2020	BBB+	50,000 000	48,847.00 48,130.50	97.69 96.26	1,000.00 461.11	2.05 2.45
459200HE4 IBM CORP 1.875% 05/15/2019	AA-	50,000 000	49,665.00 49,522.50	99.33 99.05	937.50 119.79	1.89 1.92
489170AD2 KENNAMETAL INC 2.65% 11/01/2019-2019	BBB	50,000 000	49,471.00 49,479.30	98.94 98.96	1,325.00 220.83	2.68 2.85
74251VAGZ PRINCIPAL FINANCIAL GROUP 1.85% 11/15/2017	BBB+	50,000.000	50,040.00 50,137.50	100.08 100.28	925.00 118.19	1.85 1.80
89233P6S0 TOYOTA MOTOR CREDIT CORP SERIES MTN 1.25% 10/05/2017	AA-	50,000.000	49,851.00 49,715.00	99.70 99.43	625.00 149.31	1.25 1.34
*** TOTAL CORPORATE BONDS			SUB-TOTAL 351,166.50 348,575.80		8,026.00 1,348.39	2.29
** TOTAL CORPORATE OBLIGATIONS			SUB-TOTAL 351,166.50 348,575.80		8,026.00 1,348.39	2.29
CORPORATE OBLIGATIONS - FOREIGN						
CORPORATE BONDS - FOREIGN						
92857WBE9 VODAFONE GROUP PLC 1.5% 02/19/2018	A-	50,000 000	49,103.50 49,249.50	98.21 98.50	750.00 275.00	1.53 2.08
*** TOTAL CORPORATE BONDS - FOREIGN			SUB-TOTAL 49,103.50 49,249.50		750.00 275.00	1.53
** TOTAL CORPORATE OBLIGATIONS-FOREIGN			SUB-TOTAL 49,103.50 49,249.50		750.00 275.00	1.53
* TOTAL FIXED INCOME			400,270.00 397,825.30		8,776.00 1,623.39	2.19

DECEMBER 01, 2014 TO DECEMBER 31, 2014

ACCOUNT NAME: HAGAR RES CHARITABLE

PORTFOLIO DETAIL (CONTINUED)

EQUITY DIVERSIFICATION SUMMARY



INDUSTRY CODE	MARKET VALUE	PERCENT
CONSUMER DISCRETIONARY	118,894.65	9.8%
CONSUMER STAPLES	123,598.35	10.2%
ENERGY	116,320.18	9.6%
FINANCIALS	200,713.10	16.5%
HEALTH CARE	189,881.50	15.6%
INDUSTRIALS	106,173.20	8.7%
INFORMATION TECHNOLOGY	267,679.41	22.1%
MATERIALS	38,248.55	3.1%
TELECOMMUNICATION SERVICES	23,191.10	1.9%
UTILITIES	29,888.85	2.5%
Total	1,214,588.89	100.0%

DESCRIPTION	TICKER	SHARES	TOTAL MARKET/ COST	MARKET PRICE/ COST PRICE	EST ANNUAL INCOME/	CURRENT YIELD
EQUITY INVESTMENTS						
CONSUMER DISCRETIONARY						
099724106 BORG-WARNER INC	BWA	285 000	15,660 75 15,246.56	54 95 53.50	148 20	0 95
20030N101 COMCAST CORP CL A	CMCSA	315 000	18,273.15 4,857 30	58.01 15.42	283 50	1 55
478366107 JOHNSON CTLS INC	JCI	350 000	16,919 00 5,392 14	48 34 15 41	364 00 91 00	2 15
580135101 MCDONALDS CORP	MCD	175 000	16,397 50 10,747.80	93 70 61 42	595 00	3 63
654106103 NIKE INC CL B	NKE	245.000	23,556.75 8,002.87	96 15 32.66	274.40 68 60	1 16
918204108 V F CORP	VFC	375 000	28,087.50 13,996.30	74 90 37.32	480 00	1 71
** TOTAL CONSUMER DISCRETIONARY		SUB-TOTAL	118,894.65 58,242.97		2,145.10 159.60	1.80
CONSUMER STAPLES						
126650100 CVS HEALTH CORPORATION	CVS	260 000	25,040 60 11,443 44	96.31 44.01	364 00	1 45

The Huntington Trust

4

DECEMBER 01, 2014 TO DECEMBER 31, 2014

ACCOUNT NAME: HAGAR RES CHARITABLE

PORTFOLIO DETAIL (CONTINUED)

DESCRIPTION	TICKER	SHARES	TOTAL MARKET/ TOTAL COST	MARKET PRICE/ COST PRICE	EST ANNUAL INCOME/	CURRENT YIELD
CONSUMER STAPLES						
171340102 CHURCH & DWIGHT CO INC W/1 RT/SH	CHD	245.000	19,308.45 9,914.66	78.81 40.47	303.80	1.57
194162103 COLGATE PALMOLIVE	CL	235.000	16,259.65 9,590.89	69.19 40.81	338.40	2.08
22160K105 COSTCO WHOLESALES CORP	COST	140.000	19,845.00 16,132.20	141.75 115.23	198.80	1.00
370334104 GENERAL MILLS INC	GIS	225.000	11,999.25 6,384.37	53.33 28.37	369.00	3.08
518439104 ESTEE LAUDER CO INC	EL	235.000	17,907.00 13,285.43	76.20 56.53	225.60	1.26
713448108 PEPSICO INC	PEP	140.000	13,238.40 8,302.00	94.56 59.30	366.80 91.70	2.77
** TOTAL CONSUMER STAPLES			SUB-TOTAL 123,598.35 75,052.99		2,166.40 91.70	1.75
ENERGY						
032511107 ANADARKO PETROLEUM CORP W/1 RT/SH	APC	255.000	21,037.50 21,426.00	82.50 84.02	275.40	1.31
166764100 CHEVRON CORPORATION	CVX	190.000	21,314.20 14,555.14	112.18 76.61	813.20	3.82
20825C104 CONOCOPHILLIPS	COP	320.000	22,099.20 15,367.80	69.06 48.02	934.40	4.23
674599105 OCCIDENTAL PETROLEUM CORP	OXY	233.000	18,782.13 17,748.42	80.61 76.17	671.04 162.00	3.57
806857108 SCHLUMBERGER LTD	SLB	115.000	9,822.15 10,400.59	85.41 90.44	184.00 46.00	1.87
91913Y100 VALERO ENERGY CORP	VLO	470.000	23,265.00 10,102.95	49.50 21.50	517.00	2.22
** TOTAL ENERGY			SUB-TOTAL 116,320.18 89,600.90		3,395.04 208.00	2.92
FINANCIALS						

DECEMBER 01, 2014 TO DECEMBER 31, 2014

ACCOUNT NAME: HAGAR RES CHARITABLE

PORTFOLIO DETAIL (CONTINUED)

DESCRIPTION	TICKER	SHARES	TOTAL MARKET/ TOTAL COST	MARKET PRICE/ COST PRICE	EST ANNUAL INCOME/	CURRENT YIELD
FINANCIALS						
025818109 AMERICAN EXPRESS	AXP	360.000	33,494.40 19,368.92	93.04 53.80	374.40	1.12
354613101 FRANKLIN RES INC	BEN	515.000	28,515.55 21,044.50	55.37 40.86	309.00 334.75	1.08
59156R108 METLIFE INC	MET	630.000	34,076.70 28,710.67	54.09 45.57	882.00	2.59
693475105 PNC FINANCIAL SERVICES	PNC	325.000	29,649.75 19,180.48	91.23 59.02	624.00	2.10
744320102 PRUDENTIAL FINANCIAL INC	PRU	245.000	22,162.70 11,102.47	90.46 45.32	568.40	2.56
89417E109 TRAVELERS COS INC	TRV	240.000	25,404.00 11,236.46	105.85 46.82	528.00	2.08
949746101 WELLS FARGO & CO	WFC	500.000	27,410.00 16,748.96	54.82 33.50	700.00	2.55
** TOTAL FINANCIALS			SUB-TOTAL 200,713.10 127,392.46		3,985.80 334.75	1.99
HEALTH CARE						
071813109 BAXTER INTERNATIONAL INC W/1 RT/SH	BAX	320.000	23,452.80 16,046.86	73.29 50.15	665.60 166.40	2.84
110122108 BRISTOL-MYERS SQUIBB CO	BMJ	470.000	27,744.10 12,803.18	59.03 27.24	695.60 173.90	2.51
14149Y108 CARDINAL HEALTH INC	CAH	410.000	33,099.30 16,794.02	80.73 40.96	561.70 140.43	1.70
30219G108 EXPRESS SCRIPTS HOLDING CO	ESRX	225.000	19,050.75 12,607.87	84.67 56.03		
375558103 GILEAD SCIENCES INC	GILD	285.000	26,864.10 16,985.00	94.26 59.60		
58933Y105 MERCK & CO INC	MRK	490.000	27,827.10 16,797.22	56.79 34.28	882.00 220.50	3.17
91324P102 UNITEDHEALTH GROUP INC	UNH	315.000	31,843.35 17,473.02	101.09 55.47	472.50	1.48
** TOTAL HEALTH CARE			SUB-TOTAL 189,881.50 109,507.17		3,277.40 701.23	1.73

The Huntington Trust

DECEMBER 01, 2014 TO DECEMBER 31, 2014

ACCOUNT NAME: HAGAR RES CHARITABLE

6

PORTFOLIO DETAIL (CONTINUED)

DESCRIPTION	TICKER	SHARES	TOTAL MARKET/ TOTAL COST	MARKET PRICE/ COST PRICE	EST ANNUAL INCOME/	CURRENT YIELD
INDUSTRIALS						
136375102 CANADIAN NATL RAILWAY COM	CNI	350 000	24,118 50 7,516 25	68 91 21 48	312 55	1 30
291011104 EMERSON ELECTRIC CO	EMR	440.000	27,161 20 19,918 47	61 73 45 27	827 20	3 05
452308109 ILLINOIS TOOL WORKS	ITW	355.000	33,618 50 18,717 22	94 70 52.72	688.70 172 18	2 05
913017109 UNITED TECHNOLOGIES CORP	UTX	185 000	21,275.00 12,062 15	115 00 65 20	436.60	2 05
** TOTAL INDUSTRIALS		SUB-TOTAL	106,173.20 58,214.09		2,265.05 172.18	2.13
INFORMATION TECHNOLOGY						
037833100 APPLE INC	AAPL	385.000	42,496.30 13,832.50	110.38 35.93	723 80	1 70
053015103 AUTOMATIC DATA PROCESSING	ADP	315.000	26,261 55 14,747 77	83.37 46 82	617 40 154 35	2 35
17275R102 CISCO SYSTEMS	CSCO	765.000	21,278 48 15,183.05	27.82 19.85	581 40	2 73
278642103 EBAY INC	EBAY	390 000	21,886 80 20,135 19	56.12 51.63		
30303M102 FACEBOOK INC-A	FB	390.000	30,427 80 25,669.02	78.02 65 82		
68389X105 ORACLE CORPORATION	ORCL	800 000	35,976 00 14,015 50	44.97 17 52	384 00	1 07
747525103 QUALCOMM INC	QCOM	260 000	19,325.80 19,941 74	74 33 76.70	436 80	2 26
882508104 TEXAS INSTRUMENTS INC	TXN	675.000	36,088.88 20,089.28	53.47 29.76	918.00	2 54
G1151C101 ACCENTURE PLC CL A	ACN	380.000	33,937.80 16,301 50	89 31 42 90	775.20	2 28
** TOTAL INFORMATION TECHNOLOGY		SUB-TOTAL	267,679.41 159,915.55		4,436.60 154.35	1.66

The Huntington Trust

7

DECEMBER 01, 2014 TO DECEMBER 31, 2014

ACCOUNT NAME: HAGAR RES CHARITABLE

PORTFOLIO DETAIL (CONTINUED)

DESCRIPTION	TICKER	SHARES	TOTAL MARKET/ TOTAL COST	MARKET PRICE/ COST PRICE	EST ANNUAL INCOME/	CURRENT YIELD
MATERIALS						
058498108 BALL CORP W/1 PFD STK PUR RT/SH	BLL	295.000	20,110.15 7,665.72	68.17 25.99	153.40	0.76
74005P104 PRAXAIR INC	PX	140.000	18,138.40 11,124.27	129.56 79.46	364.00	2.01
** TOTAL MATERIALS		SUB-TOTAL	38,248.55 18,789.99		517.40 0.00	1.35
TELECOMMUNICATION SERVICES						
158700106 CENTURYLINK INC	CTL	320.000	12,665.60 10,907.37	39.58 34.09	691.20	5.46
92343V104 VERIZON COMMUNICATIONS	VZ	225.000	10,525.50 11,132.98	46.78 49.48	495.00	4.70
** TOTAL TELECOMMUNICATION SERVICES		SUB-TOTAL	23,191.10 22,040.35		1,186.20 0.00	5.11
UTILITIES						
65339F101 NEXTERA ENERGY INC	NEE	145.000	15,412.05 6,194.66	106.29 42.72	420.50	2.73
816851109 SEMPRA ENERGY	SRE	130.000	14,476.80 6,584.82	111.36 50.65	343.20 112.20	2.37
** TOTAL UTILITIES		SUB-TOTAL	29,888.85 12,779.48		763.70 112.20	2.56
* TOTAL EQUITY INVESTMENTS			1,214,588.89 731,535.95		24,138.69 1,934.01	1.99
MUTUAL FUNDS						
MUTUAL FUNDS-FIXED INCOME						
31428Q101 FEDERATED TOTAL RETURN BOND FUND - INSTITUTIONAL SHARES	FTRBX	22,730.336	250,942.91 251,753.57	11.04 11.08	9,183.06 765.26	3.66
543916688 LORD ABBETT SHORT DURATION INCOME FUND - CLASS I	LLDYX	37,036.120	164,810.73 165,538.94	4.45 4.47	6,518.36 543.20	3.96
880208400 FRANKLIN TEMPLETON GLOBAL BOND FUND - ADVISOR CLASS	TGBAX	17,823.056	221,184.12 203,412.07	12.41 11.41	7,539.15	3.41
** TOTAL MUTUAL FUNDS-FIXED INCOME		SUB-TOTAL	636,937.76 620,704.58		23,240.57 1,308.46	3.65

The Huntington Trust

8

DECEMBER 01, 2014 TO DECEMBER 31, 2014

ACCOUNT NAME: HAGAR RES CHARITABLE

PORTFOLIO DETAIL (CONTINUED)

DESCRIPTION	TICKER	SHARES	TOTAL MARKET/ TOTAL COST	MARKET PRICE/ COST PRICE	EST ANNUAL INCOME/	CURRENT YIELD
MUTUAL FUNDS-EQUITY						
04314H881 ARTISAN INTERNATIONAL VALUE FUND - INVESTOR CLASS	ARTIX	12,436.973	425,468.85 443,136.14	34.21 35.63	6,803.02	1.60
19766B349 COLUMBIA FUNDS SERIES TRUST - COLUMBIA MIDCAP VALUE FUND - R5	CVERX	3,037.101	52,693.70 55,821.91	17.35 18.38	452.53	0.86
464287507 ISHARES CORE S&P MID-CAP ETF	IJH	754.000	109,179.20 101,385.61	144.80 134.46	1,464.27	1.34
464287804 ISHARES CORE S&P SMALL-CAP ETF	IJR	1,402.000	159,912.12 147,078.29	114.06 104.91	1,964.20	1.23
683974604 OPPENHEIMER DEVELOPING MARKETS FUND-I	ODVIX	2,990.685	104,853.42 89,626.79	35.06 29.97	894.21	0.85
779919109 T. ROWE PRICE REAL ESTATE FUND	TRREX	3,495.451	93,887.81 83,191.72	26.86 23.80	2,097.27	2.23
936793835 WASATCH LONG/SHORT FUND	FMLSX	5,123.056	76,333.53 84,700.87	14.90 16.53	87.09	0.11
** TOTAL MUTUAL FUNDS-EQUITY			SUB-TOTAL 1,022,328.63 1,004,941.33		13,762.59 0.00	1.35
* TOTAL MUTUAL FUNDS			1,659,266.39 1,625,645.91		37,003.16 1,308.46	2.23
CASH						
CASH			114.38 114.38			
* TOTAL CASH			114.38 114.38		0.00 0.00	0.00
GRAND TOTAL ASSETS			3,547,123.48 3,028,005.36		70,054.29 4,877.23	1.97