



See a Social Security Number? Say Something!
Report Privacy Problems to <https://public.resource.org/privacy>
Or call the IRS Identity Theft Hotline at 1-800-908-4490





Form 990-PF

Return of Private Foundation

OMB No 1545-0052

2014

Department of the Treasury Internal Revenue Service

or Section 4947(a)(1) Trust Treated as Private Foundation Do not enter social security numbers on this form as it may be made public.


Information about Form 990-PF and its separate instructions is at www.irs.gov/form990pf

Open to Public Inspection

For calendar year 2014 or tax year beginning , 2014, and ending , 20

Name of foundation: ROSE L. FINDEISS TR R58043002
Employer identification number: 31-6057467
Telephone number: 866-888-5157
City or town, state or province, country, and ZIP or foreign postal code: CHICAGO, IL 60603
Check type of organization: Section 501(c)(3) exempt private foundation
Fair market value of all assets at end of year: \$ 2,221,744
Accounting method: Cash

Table with 4 columns: (a) Revenue and expenses per books, (b) Net investment income, (c) Adjusted net income, (d) Disbursements for charitable purposes. Rows include Revenue (Total 117,022) and Operating and Administrative Expenses (Total 126,511).



RECEIVED MAY 14 2015

SCANNED MAY 21 2015



Part II Balance Sheets		Attached schedules and amounts in the description column should be for end-of-year amounts only (See instructions)	Beginning of year	End of year	
			(a) Book Value	(b) Book Value	(c) Fair Market Value
Assets	1	Cash - non-interest-bearing	7,391.	16,579.	16,579.
	2	Savings and temporary cash investments	137,266.	102,938.	102,938.
	3	Accounts receivable ▶ Less allowance for doubtful accounts ▶			
	4	Pledges receivable ▶ Less allowance for doubtful accounts ▶			
	5	Grants receivable			
	6	Receivables due from officers, directors, trustees, and other disqualified persons (attach schedule) (see instructions)			
	7	Other notes and loans receivable (attach schedule) ▶ Less allowance for doubtful accounts ▶	NONE		
	8	Inventories for sale or use			
	9	Prepaid expenses and deferred charges			
	10a	Investments - U S and state government obligations (attach schedule)			
	b	Investments - corporate stock (attach schedule)	877,321.	1,079,965.	1,258,340.
	c	Investments - corporate bonds (attach schedule)	519,617.	484,926.	495,028.
	11	Investments - land, buildings, and equipment basis Less accumulated depreciation (attach schedule) ▶			
	12	Investments - mortgage loans			
	13	Investments - other (attach schedule)	499,613.	344,957.	348,859.
	14	Land, buildings, and equipment basis Less accumulated depreciation (attach schedule) ▶			
15	Other assets (describe ▶)				
16	Total assets (to be completed by all filers - see the instructions Also, see page 1, item I)	2,041,208.	2,029,365.	2,221,744.	
Liabilities	17	Accounts payable and accrued expenses			
	18	Grants payable			
	19	Deferred revenue			
	20	Loans from officers, directors, trustees, and other disqualified persons			
	21	Mortgages and other notes payable (attach schedule)			
	22	Other liabilities (describe ▶)			
23	Total liabilities (add lines 17 through 22)			NONE	
Net Assets or Fund Balances	Foundations that follow SFAS 117, check here ▶ <input type="checkbox"/>				
	and complete lines 24 through 26 and lines 30 and 31.				
	24	Unrestricted			
	25	Temporarily restricted			
	26	Permanently restricted			
	Foundations that do not follow SFAS 117, check here ▶ <input checked="" type="checkbox"/>				
	check here and complete lines 27 through 31.				
27	Capital stock, trust principal, or current funds	2,041,208.	2,029,365.		
28	Paid-in or capital surplus, or land, bldg, and equipment fund				
29	Retained earnings, accumulated income, endowment, or other funds				
30	Total net assets or fund balances (see instructions)	2,041,208.	2,029,365.		
31	Total liabilities and net assets/fund balances (see instructions)	2,041,208.	2,029,365.		

Part III Analysis of Changes in Net Assets or Fund Balances			
1	Total net assets or fund balances at beginning of year - Part II, column (a), line 30 (must agree with end-of-year figure reported on prior year's return)	1	2,041,208.
2	Enter amount from Part I, line 27a	2	-9,489.
3	Other increases not included in line 2 (itemize) ▶	3	
4	Add lines 1, 2, and 3	4	2,031,719.
5	Decreases not included in line 2 (itemize) ▶PRIOR PERIOD ADJUSTMENT	5	2,354.
6	Total net assets or fund balances at end of year (line 4 minus line 5) - Part II, column (b), line 30	6	2,029,365.

Part IV Capital Gains and Losses for Tax on Investment Income

(a) List and describe the kind(s) of property sold (e.g., real estate, 2-story brick warehouse, or common stock, 200 shs MLC Co)				(b) How acquired P - Purchase D - Donation	(c) Date acquired (mo., day, yr.)	(d) Date sold (mo., day, yr.)
1a PUBLICLY TRADED SECURITIES						
b						
c						
d						
e						
(e) Gross sales price	(f) Depreciation allowed (or allowable)	(g) Cost or other basis plus expense of sale	(h) Gain or (loss) (e) plus (f) minus (g)			
a 823,459.		753,892.	69,567.			
b						
c						
d						
e						
Complete only for assets showing gain in column (h) and owned by the foundation on 12/31/69						
(i) FMV as of 12/31/69	(j) Adjusted basis as of 12/31/69	(k) Excess of col (i) over col (j), if any	(l) Gains (Col (h) gain minus col (k), but not less than -0-) or Losses (from col (h))			
a			69,567.			
b						
c						
d						
e						
2 Capital gain net income or (net capital loss)	{ If gain, also enter in Part I, line 7 If (loss), enter -0- in Part I, line 7 }			2	69,567.	
3 Net short-term capital gain or (loss) as defined in sections 1222(5) and (6) If gain, also enter in Part I, line 8, column (c) (see instructions). If (loss), enter -0- in Part I, line 8	{ If gain, also enter in Part I, line 8, column (c) (see instructions). If (loss), enter -0- in Part I, line 8 }			3		

Part V Qualification Under Section 4940(e) for Reduced Tax on Net Investment Income

(For optional use by domestic private foundations subject to the section 4940(a) tax on net investment income.)

If section 4940(d)(2) applies, leave this part blank.

Was the foundation liable for the section 4942 tax on the distributable amount of any year in the base period? Yes No
 If "Yes," the foundation does not qualify under section 4940(e). Do not complete this part.

1 Enter the appropriate amount in each column for each year, see the instructions before making any entries.

(a) Base period years Calendar year (or tax year beginning in)	(b) Adjusted qualifying distributions	(c) Net value of noncharitable-use assets	(d) Distribution ratio (col (b) divided by col (c))
2013	106,529.	2,186,968.	0.048711
2012	106,035.	2,138,556.	0.049583
2011	104,385.	2,169,416.	0.048117
2010	88,867.	2,118,620.	0.041946
2009	53,615.	1,906,471.	0.028123
2 Total of line 1, column (d)			2 0.216480
3 Average distribution ratio for the 5-year base period - divide the total on line 2 by 5, or by the number of years the foundation has been in existence if less than 5 years			3 0.043296
4 Enter the net value of noncharitable-use assets for 2014 from Part X, line 5			4 2,238,264.
5 Multiply line 4 by line 3			5 96,908.
6 Enter 1% of net investment income (1% of Part I, line 27b)			6 993.
7 Add lines 5 and 6			7 97,901.
8 Enter qualifying distributions from Part XII, line 4 If line 8 is equal to or greater than line 7, check the box in Part VI, line 1b, and complete that part using a 1% tax rate. See the Part VI instructions.			8 106,991.



Part VI Excise Tax Based on Investment Income (Section 4940(a), 4940(b), 4940(e), or 4948 - see instructions)

Table with 11 rows for excise tax calculations. Includes sub-rows 6a-6d for credits and payments. Total tax due is 1,002.

Part VII-A Statements Regarding Activities

Table with 10 rows for activity statements. Includes questions about political influence, tax on political expenditures, and substantial contributors. Includes handwritten 'OH' in row 8a.



Part VII-A Statements Regarding Activities (continued)

11	At any time during the year, did the foundation, directly or indirectly, own a controlled entity within the meaning of section 512(b)(13)? If "Yes," attach schedule (see instructions)			X
12	Did the foundation make a distribution to a donor advised fund over which the foundation or a disqualified person had advisory privileges? If "Yes," attach statement (see instructions)			X
13	Did the foundation comply with the public inspection requirements for its annual returns and exemption application? Website address ▶ N/A	X		
14	The books are in care of ▶ JPMORGAN CHASE BANK, NA Telephone no ▶ (866) 888-5157 Located at ▶ 10 S DEARBORN ST IL1-0117, CHICAGO, IL ZIP+4 ▶ 60603			
15	Section 4947(a)(1) nonexempt charitable trusts filing Form 990-PF in lieu of Form 1041 - Check here ▶ <input type="checkbox"/> and enter the amount of tax-exempt interest received or accrued during the year ▶ 15			
16	At any time during calendar year 2014, did the foundation have an interest in or a signature or other authority over a bank, securities, or other financial account in a foreign country? See the instructions for exceptions and filing requirements for FinCEN Form 114, (formerly TD F 90-22 1) if "Yes," enter the name of the foreign country ▶		Yes	No X

Part VII-B Statements Regarding Activities for Which Form 4720 May Be Required

File Form 4720 if any item is checked in the "Yes" column, unless an exception applies.

	Yes	No
1a During the year did the foundation (either directly or indirectly)		
(1) Engage in the sale or exchange, or leasing of property with a disqualified person? <input type="checkbox"/> Yes <input checked="" type="checkbox"/> No		
(2) Borrow money from, lend money to, or otherwise extend credit to (or accept it from) a disqualified person? <input type="checkbox"/> Yes <input checked="" type="checkbox"/> No		
(3) Furnish goods, services, or facilities to (or accept them from) a disqualified person? <input type="checkbox"/> Yes <input checked="" type="checkbox"/> No		
(4) Pay compensation to, or pay or reimburse the expenses of, a disqualified person? <input checked="" type="checkbox"/> Yes <input type="checkbox"/> No		
(5) Transfer any income or assets to a disqualified person (or make any of either available for the benefit or use of a disqualified person)? <input type="checkbox"/> Yes <input checked="" type="checkbox"/> No		
(6) Agree to pay money or property to a government official? (Exception. Check "No" if the foundation agreed to make a grant to or to employ the official for a period after termination of government service, if terminating within 90 days) <input type="checkbox"/> Yes <input checked="" type="checkbox"/> No		
b If any answer is "Yes" to 1a(1)-(6), did any of the acts fail to qualify under the exceptions described in Regulations section 53.4941(d)-3 or in a current notice regarding disaster assistance (see instructions)? <input type="checkbox"/> Organizations relying on a current notice regarding disaster assistance check here ▶ <input type="checkbox"/>	1b	X
c Did the foundation engage in a prior year in any of the acts described in 1a, other than excepted acts, that were not corrected before the first day of the tax year beginning in 2014?	1c	X
2 Taxes on failure to distribute income (section 4942) (does not apply for years the foundation was a private operating foundation defined in section 4942(j)(3) or 4942(j)(5))		
a At the end of tax year 2014, did the foundation have any undistributed income (lines 6d and 6e, Part XIII) for tax year(s) beginning before 2014? <input type="checkbox"/> Yes <input checked="" type="checkbox"/> No If "Yes," list the years ▶		
b Are there any years listed in 2a for which the foundation is not applying the provisions of section 4942(a)(2) (relating to incorrect valuation of assets) to the year's undistributed income? (If applying section 4942(a)(2) to all years listed, answer "No" and attach statement - see instructions)	2b	X
c If the provisions of section 4942(a)(2) are being applied to any of the years listed in 2a, list the years here ▶		
3a Did the foundation hold more than a 2% direct or indirect interest in any business enterprise at any time during the year? <input type="checkbox"/> Yes <input checked="" type="checkbox"/> No		
b If "Yes," did it have excess business holdings in 2014 as a result of (1) any purchase by the foundation or disqualified persons after May 26, 1969, (2) the lapse of the 5-year period (or longer period approved by the Commissioner under section 4943(c)(7)) to dispose of holdings acquired by gift or bequest, or (3) the lapse of the 10-, 15-, or 20-year first phase holding period? (Use Schedule C, Form 4720, to determine if the foundation had excess business holdings in 2014)	3b	
4a Did the foundation invest during the year any amount in a manner that would jeopardize its charitable purposes?	4a	X
b Did the foundation make any investment in a prior year (but after December 31, 1969) that could jeopardize its charitable purpose that had not been removed from jeopardy before the first day of the tax year beginning in 2014?	4b	X



Part VII-B Statements Regarding Activities for Which Form 4720 May Be Required (continued)

5a During the year did the foundation pay or incur any amount to:

(1) Carry on propaganda, or otherwise attempt to influence legislation (section 4945(e))? Yes No

(2) Influence the outcome of any specific public election (see section 4955), or to carry on, directly or indirectly, any voter registration drive? Yes No

(3) Provide a grant to an individual for travel, study, or other similar purposes? Yes No

(4) Provide a grant to an organization other than a charitable, etc., organization described in section 4945(d)(4)(A)? (see instructions). Yes No

(5) Provide for any purpose other than religious, charitable, scientific, literary, or educational purposes, or for the prevention of cruelty to children or animals? Yes No

b If any answer is "Yes" to 5a(1)-(5), did any of the transactions fail to qualify under the exceptions described in Regulations section 53.4945 or in a current notice regarding disaster assistance (see instructions)? **5b**

Organizations relying on a current notice regarding disaster assistance check here

c If the answer is "Yes" to question 5a(4), does the foundation claim exemption from the tax because it maintained expenditure responsibility for the grant? Yes No

If "Yes," attach the statement required by Regulations section 53.4945-5(d)

6a Did the foundation, during the year, receive any funds, directly or indirectly, to pay premiums on a personal benefit contract? Yes No

b Did the foundation, during the year, pay premiums, directly or indirectly, on a personal benefit contract? Yes No **6b** X

If "Yes" to 6b, file Form 8870

7a At any time during the tax year, was the foundation a party to a prohibited tax shelter transaction? Yes No

b If "Yes," did the foundation receive any proceeds or have any net income attributable to the transaction? Yes No **7b**

Part VIII Information About Officers, Directors, Trustees, Foundation Managers, Highly Paid Employees, and Contractors

1 List all officers, directors, trustees, foundation managers and their compensation (see instructions).

(a) Name and address	(b) Title, and average hours per week devoted to position	(c) Compensation (if not paid, enter -0-)	(d) Contributions to employee benefit plans and deferred compensation	(e) Expense account, other allowances
JP MORGAN CHASE BANK, NA 10 S DEARBORN ST ILL-0117, CHICAGO, IL 60603	TRUSTEE 2	22,491.	-0-	-0-

2 Compensation of five highest-paid employees (other than those included on line 1 - see instructions). If none, enter "NONE."

(a) Name and address of each employee paid more than \$50,000	(b) Title, and average hours per week devoted to position	(c) Compensation	(d) Contributions to employee benefit plans and deferred compensation	(e) Expense account, other allowances
NONE		NONE	NONE	NONE

Total number of other employees paid over \$50,000 NONE



Part VIII Information About Officers, Directors, Trustees, Foundation Managers, Highly Paid Employees, and Contractors (continued)

3 Five highest-paid independent contractors for professional services (see instructions). If none, enter "NONE."

(a) Name and address of each person paid more than \$50,000	(b) Type of service	(c) Compensation
NONE		NONE

Total number of others receiving over \$50,000 for professional services		NONE

Part IX-A Summary of Direct Charitable Activities

List the foundation's four largest direct charitable activities during the tax year. Include relevant statistical information such as the number of organizations and other beneficiaries served, conferences convened, research papers produced, etc	Expenses
1 NONE	
2	
3	
4	

Part IX-B Summary of Program-Related Investments (see instructions)

Describe the two largest program-related investments made by the foundation during the tax year on lines 1 and 2	Amount
1 NONE	
2	
All other program-related investments See instructions	
3 NONE	
Total. Add lines 1 through 3	



Part X Minimum Investment Return (All domestic foundations must complete this part. Foreign foundations, see instructions.)

1	Fair market value of assets not used (or held for use) directly in carrying out charitable, etc., purposes:		
a	Average monthly fair market value of securities	1a	2,122,570.
b	Average of monthly cash balances	1b	149,779.
c	Fair market value of all other assets (see instructions).	1c	NONE
d	Total (add lines 1a, b, and c)	1d	2,272,349.
e	Reduction claimed for blockage or other factors reported on lines 1a and 1c (attach detailed explanation)	1e	
2	Acquisition indebtedness applicable to line 1 assets	2	NONE
3	Subtract line 2 from line 1d	3	2,272,349.
4	Cash deemed held for charitable activities. Enter 1 1/2% of line 3 (for greater amount, see instructions).	4	34,085.
5	Net value of noncharitable-use assets. Subtract line 4 from line 3. Enter here and on Part V, line 4	5	2,238,264.
6	Minimum investment return. Enter 5% of line 5	6	111,913.

Part XI Distributable Amount (see instructions) (Section 4942(j)(3) and (j)(5) private operating foundations and certain foreign organizations check here and do not complete this part.)

1	Minimum investment return from Part X, line 6	1	111,913.
2a	Tax on investment income for 2014 from Part VI, line 5	2a	993.
b	Income tax for 2014. (This does not include the tax from Part VI.)	2b	
c	Add lines 2a and 2b	2c	993.
3	Distributable amount before adjustments. Subtract line 2c from line 1	3	110,920.
4	Recoveries of amounts treated as qualifying distributions	4	NONE
5	Add lines 3 and 4	5	110,920.
6	Deduction from distributable amount (see instructions).	6	NONE
7	Distributable amount as adjusted. Subtract line 6 from line 5. Enter here and on Part XIII, line 1	7	110,920.

Part XII Qualifying Distributions (see instructions)

1	Amounts paid (including administrative expenses) to accomplish charitable, etc., purposes:		
a	Expenses, contributions, gifts, etc. - total from Part I, column (d), line 26	1a	106,991.
b	Program-related investments - total from Part IX-B	1b	
2	Amounts paid to acquire assets used (or held for use) directly in carrying out charitable, etc., purposes	2	NONE
3	Amounts set aside for specific charitable projects that satisfy the:		
a	Suitability test (prior IRS approval required)	3a	NONE
b	Cash distribution test (attach the required schedule)	3b	NONE
4	Qualifying distributions. Add lines 1a through 3b. Enter here and on Part V, line 8, and Part XIII, line 4	4	106,991.
5	Foundations that qualify under section 4940(e) for the reduced rate of tax on net investment income. Enter 1% of Part I, line 27b (see instructions)	5	993.
6	Adjusted qualifying distributions. Subtract line 5 from line 4	6	105,998.

Note. The amount on line 6 will be used in Part V, column (b), in subsequent years when calculating whether the foundation qualifies for the section 4940(e) reduction of tax in those years.



Part XIII Undistributed Income (see instructions)

	(a) Corpus	(b) Years prior to 2013	(c) 2013	(d) 2014
1 Distributable amount for 2014 from Part XI, line 7				110,920.
2 Undistributed income, if any, as of the end of 2014				
a Enter amount for 2013 only			100,755.	
b Total for prior years 20 <u>12</u> , 20 <u> </u> , 20 <u> </u>		NONE		
3 Excess distributions carryover, if any, to 2014				
a From 2009	NONE			
b From 2010	NONE			
c From 2011	NONE			
d From 2012	NONE			
e From 2013	NONE			
f Total of lines 3a through e	NONE			
4 Qualifying distributions for 2014 from Part XII, line 4 ▶ \$ <u>106,991.</u>				
a Applied to 2013, but not more than line 2a			100,755.	
b Applied to undistributed income of prior years (Election required - see instructions)		NONE		
c Treated as distributions out of corpus (Election required - see instructions)	NONE			
d Applied to 2014 distributable amount				6,236.
e Remaining amount distributed out of corpus	NONE			
5 Excess distributions carryover applied to 2014 . (If an amount appears in column (d), the same amount must be shown in column (a))	NONE			NONE
6 Enter the net total of each column as indicated below:				
a Corpus Add lines 3f, 4c, and 4e Subtract line 5	NONE			
b Prior years' undistributed income Subtract line 4b from line 2b		NONE		
c Enter the amount of prior years' undistributed income for which a notice of deficiency has been issued, or on which the section 4942(a) tax has been previously assessed		NONE		
d Subtract line 6c from line 6b Taxable amount - see instructions		NONE		
e Undistributed income for 2013 Subtract line 4a from line 2a Taxable amount - see instructions				
f Undistributed income for 2014 Subtract lines 4d and 5 from line 1 This amount must be distributed in 2015				104,684.
7 Amounts treated as distributions out of corpus to satisfy requirements imposed by section 170(b)(1)(F) or 4942(g)(3) (Election may be required - see instructions)	NONE			
8 Excess distributions carryover from 2009 not applied on line 5 or line 7 (see instructions)	NONE			
9 Excess distributions carryover to 2015. Subtract lines 7 and 8 from line 6a	NONE			
10 Analysis of line 9				
a Excess from 2010	NONE			
b Excess from 2011	NONE			
c Excess from 2012	NONE			
d Excess from 2013	NONE			
e Excess from 2014	NONE			



Part XIV Private Operating Foundations (see instructions and Part VII-A, question 9)

NOT APPLICABLE

1a If the foundation has received a ruling or determination letter that it is a private operating foundation, and the ruling is effective for 2014, enter the date of the ruling

b Check box to indicate whether the foundation is a private operating foundation described in section 4942(j)(3) or 4942(j)(5)

Table with columns: Tax year (a) 2014, (b) 2013, (c) 2012, (d) 2011, (e) Total. Rows include: 2a Adjusted net income, b 85% of line 2a, c Qualifying distributions, d Amounts included in line 2c, e Qualifying distributions made directly, 3 Alternative tests (Assets, Endowment, Support).

Part XV Supplementary Information (Complete this part only if the foundation had \$5,000 or more in assets at any time during the year - see instructions.)

1 Information Regarding Foundation Managers:

a List any managers of the foundation who have contributed more than 2% of the total contributions received by the foundation before the close of any tax year (but only if they have contributed more than \$5,000). (See section 507(d)(2).)

N/A

b List any managers of the foundation who own 10% or more of the stock of a corporation (or an equally large portion of the ownership of a partnership or other entity) of which the foundation has a 10% or greater interest.

N/A

2 Information Regarding Contribution, Grant, Gift, Loan, Scholarship, etc., Programs:

Check here [X] if the foundation only makes contributions to preselected charitable organizations and does not accept unsolicited requests for funds. If the foundation makes gifts, grants, etc. (see instructions) to individuals or organizations under other conditions, complete items 2a, b, c, and d.

a The name, address, and telephone number or e-mail address of the person to whom applications should be addressed:

b The form in which applications should be submitted and information and materials they should include:

c Any submission deadlines:

d Any restrictions or limitations on awards, such as by geographical areas, charitable fields, kinds of institutions, or other factors:

Part XV Supplementary Information (continued)

3 Grants and Contributions Paid During the Year or Approved for Future Payment

Recipient Name and address (home or business)	If recipient is an individual, show any relationship to any foundation manager or substantial contributor	Foundation status of recipient	Purpose of grant or contribution	Amount
a Paid during the year				
MUSKINGUM FAMILY YMCA 1861 ADAMS LN ZANESVILLE OH 43701-2611	NONE	PC	GENERAL	12,646.
GENERAL BOARD OF GLOBAL MINISTRIES 475 RIVERSIDE DR NEW YORK NY 10115	NONE	PC	GENERAL	12,646.
OTTERBEIN HOMES 580 N STATE RTE 741 LEBANON OH 45036-8839	NONE	PC	GENERAL	12,646.
UNITED THEOLOGICAL SEMINARY 4501 DENLINGER ROAD DAYTON OH 45426	NONE	PC	GENERAL	12,646.
UNITED WAY 526 PUTNAM AVE ZANESVILLE OH 43701-4933	NONE	PC	GENERAL	12,646.
OTTERBEIN COLLEGE 1 SOUTH GROVE STREET WESTERVILLE OH 43081-20	NONE	PC	GENERAL	12,646.
BETHESDA HOSPITAL 1135 MAPLE AVE ZANESVILLE OH 43701-3030	NONE	PC	GENERAL	12,646.
FAITH UNITED METHODIST CHURCH C/O NICK HOWARD ZANESVILLE OH 43701-2497	NONE	PC	GENERAL	12,646.
Total			3a	101,168.
b Approved for future payment				
Total			3b	



Part XVII Information Regarding Transfers To and Transactions and Relationships With Noncharitable Exempt Organizations

- 1 Did the organization directly or indirectly engage in any of the following with any other organization described in section 501(c) of the Code... a Transfers from the reporting foundation to a noncharitable exempt organization of (1) Cash... (2) Other assets... b Other transactions: (1) Sales of assets... (2) Purchases of assets... (3) Rental of facilities... (4) Reimbursement arrangements... (5) Loans or loan guarantees... (6) Performance of services... c Sharing of facilities... d If the answer to any of the above is "Yes," complete the following schedule.

Table with 4 columns: (a) Line no, (b) Amount involved, (c) Name of noncharitable exempt organization, (d) Description of transfers, transactions, and sharing arrangements.

2a Is the foundation directly or indirectly affiliated with, or related to, one or more tax-exempt organizations described in section 501(c) of the Code... Yes No

Table with 3 columns: (a) Name of organization, (b) Type of organization, (c) Description of relationship.

Under penalties of perjury, I declare that I have examined this return including accompanying schedules and statements, and to the best of my knowledge and belief, it is true, correct, and complete Declaration of preparer (other than taxpayer) is based on all information of which preparer has any knowledge

Sign Here Signature of officer or trustee: [Signature] VICE PRESIDENT Date: 05/08/2015 Title: [Signature] May the IRS discuss this return with the preparer shown below (see instructions)? [X] Yes [] No

Paid Preparer Use Only Print/Type preparer's name: CAROLYN J. SECHEL Preparer's signature: [Signature] Date: 05/08/2015 Check self-employed if PTIN: P01256399 Firm's name: DELOITTE TAX LLP Firm's EIN: 86-1065772 Firm's address: 127 PUBLIC SQUARE CLEVELAND, OH 44114 Phone no: 312-486-9652

FORM 990PF, PART I - DIVIDENDS AND INTEREST FROM SECURITIES
=====

DESCRIPTION -----	REVENUE AND EXPENSES PER BOOKS -----	NET INVESTMENT INCOME -----
DIVIDEND	47,423.	47,274.
TOTAL	47,423.	47,274.
	=====	=====



ROSE L. FINDEISS TR R58043002

31-6057467

FORM 990PF, PART I - OTHER INCOME
=====

DESCRIPTION -----	REVENUE AND EXPENSES PER BOOKS -----
DEFERRED INCOME	32.
TOTALS	----- 32. =====

FORM 990PF, PART I - TAXES
=====

DESCRIPTION -----	REVENUE AND EXPENSES PER BOOKS -----	NET INVESTMENT INCOME -----
FEDERAL TAX PAYMENT - PRIOR YE	810.	
FEDERAL ESTIMATES - INCOME	1,200.	
FOREIGN TAXES ON QUALIFIED FOR	571.	571.
FOREIGN TAXES ON NONQUALIFIED	71.	71.
TOTALS	2,652.	642.
	=====	=====

ROSE L. FINDEISS TR R58043002

31-6057467

FORM 990PF, PART I - OTHER EXPENSES
=====

REVENUE
AND
EXPENSES
PER BOOKS

CHARITABLE
PURPOSES

DESCRIPTION

ATTORNEY GENERAL FEE

200.

200.

TOTALS

200.
=====

200.
=====





JPMorgan Chase Bank, N.A.
270 Park Avenue, New York, NY 10017-2014

ROSE L. FINDEISS TRUST ACCT. F58043002
As of 12/31/14



0974073018031000111277
0984073016001000111277

Fiduciary Account

J.P. Morgan Team		Table of Contents		Page
William Boyd	T & E Administrator	614/244-5431	Account Summary	2
Kenneth Kent	Client Service Team	614/248-1137	Holdings	
William Boyd	Client Service Team		Equity	4
			Alternative Assets	8
			Cash & Fixed Income	11

Online access www.jp.morganonline.com

Please see disclosures located at the end of this statement package for important information relating to each J.P. Morgan account(s)

J.P.Morgan

000000194 15 0 15.RRRRR SCHMIB 20150407

Page 1 of 13



ROSE L. FINDEISS TRUST ACCT. R58043002
As of 12/31/14

Account Summary

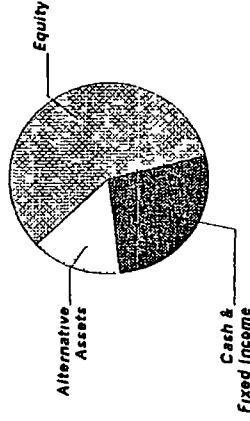
PRINCIPAL

Asset Allocation	Beginning Market Value	Ending Market Value	Change In Value	Estimated Annual Income	Current Allocation
Equity	1,089,861.89	1,258,339.99	168,478.10	19,163.76	58%
Alternative Assets	487,134.24	348,858.50	(138,275.74)	4,918.07	15%
Cash & Fixed Income	669,443.73	597,965.65	(71,478.08)	14,203.36	27%
Market Value	\$2,246,439.86	\$2,205,164.14	(\$41,275.72)	\$38,285.19	100%

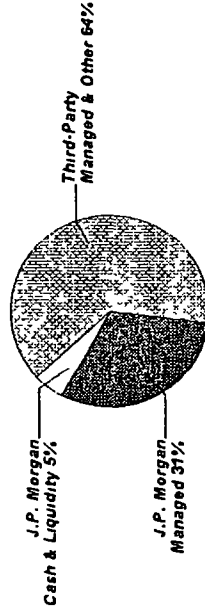
INCOME

Cash Position	Beginning Market Value	Ending Market Value	Change In Value
Cash Balance	7,390.65	16,579.37	9,188.72
Accruals	1,119.32	1,810.20	690.88
Market Value	\$8,509.97	\$18,389.57	\$9,879.60

Asset Allocation



Manager Allocation *



* J.P. Morgan Managed includes (to the extent permitted under applicable law) mutual funds, other registered funds and hedge funds managed by J.P. Morgan and structured products issued by J.P. Morgan. J.P. Morgan Cash & Liquidity Funds includes cash, J.P. Morgan deposit sweeps and J.P. Morgan money market mutual funds. Third-Party Managed & Other includes mutual funds, exchange traded funds, hedge funds, and separately managed accounts managed by parties other than J.P. Morgan; structured products and exchange traded notes issued by parties other than J.P. Morgan, and other investments not managed or issued by J.P. Morgan. See important information about investment principles and conflicts in the disclosures section.



ROSE L. FINDEISS TRUST ACCT. R58043002
As of 12/31/14



0974073018031000111278
0984073016001000111278

Account Summary CONTINUED

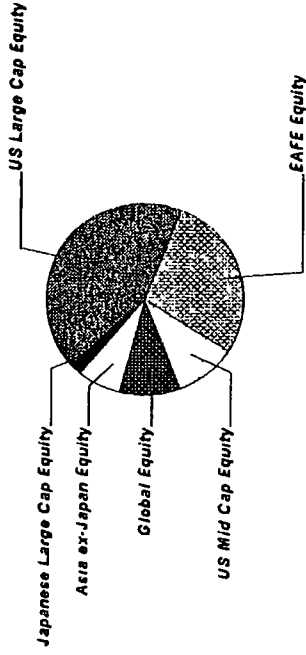
	Cost
Equity	1,079,964.62
Cash & Fixed Income	587,863.50
Total	\$1,667,828.12



ROSE L. FINDEISS TRUST ACCT. R58043002
As of 12/31/14

Equity Summary

Asset Categories	Beginning Market Value	Ending Market Value	Change In Value	Current Allocation
US Large Cap Equity	457,705 17	529,318 63	71,613 46	25%
US Mid Cap Equity	142,612 30	134,233 20	(8,379 10)	6%
EAFE Equity	270,440 62	350,699 56	80,258 94	16%
European Large Cap Equity	47,537 20	0 00	(47,537 20)	
Japanese Large Cap Equity	0 00	24,526 66	24,526 66	1%
Asia ex-Japan Equity	72,648 12	84,963 37	12,315 25	4%
Emerging Market Equity	48,145 38	0 00	(48,145 38)	
Global Equity	50,773 10	134,598 57	83,825 47	6%
Total Value	\$1,089,861.89	\$1,258,339.99	\$168,478.10	58%



Equity as a percentage of your portfolio - 58 %

Market Value/Cost

Market Value	Current Period Value	1,258,339 99
Tax Cost		1,079,964 62
Unrealized Gain/Loss		178,375 37
Estimated Annual Income		19,163 76
Accrued Dividends		1,810 20
Yield		1 52%



ROSE L. FINDEISS TRUST ACCT. R58043002
As of 12/31/14



0974073018031000111279
0984073016001000111279

Equity Detail

	Price	Quantity	Value	Adjusted Tax Cost Original Cost	Unrealized Gain/Loss	Est. Annual Inc Accrued Div.	Yield
US Large Cap Equity							
CS CYCLICAL SECT REL PERF NT 2/25/15 1.09 XLEV BASKET UPSIDE- UNCAPPED 1-1 SPX DOWNSIDE 27/14 SPX:1797 02 BSKT:XM:212 50 IXL504.93 IXT:351.01 22547Q-HK-5	116.35	20,000.000	23,269.88	19,800.00	3,469.88		
JPM EQ INC FD - SEL FUND 3128 4812C0-49-8 HLIIE X	14.27	1,658.700	23,669.65	15,674.72	7,994.93	457.80	1.93%
JPM US LARGE CAP CORE PLUS FD - SEL FUND 1002 4812A2-38-9 JLP5 X	29.40	2,885.949	84,846.90	56,284.71	28,562.19	554.10	0.65%
NEUBERGER BER MUC OPP-INS 64122Q-30-9 NMUL X	15.70	4,439.229	69,695.90	54,599.29	15,096.61	652.56	0.94%
SPDR S&P 500 ETF TRUST 78462F-10-3 SPY	205.54	1,595.000	327,836.30	274,459.74	53,376.56	6,116.82 1,810.20	1.87%
Total US Large Cap Equity			\$529,318.63	\$420,818.46	\$108,500.17	\$7,781.28 \$1,810.20	1.47%
US Mid Cap Equity							
ISHARES CORE S&P MID-CAP ETF 464287-50-7 IJH	144.80	332.000	48,073.60	29,276.62	18,796.98	644.74	1.34%
JPM MID CAP EQ FD - SEL FUND 689 4812A1-26-6 VSNG X	44.84	694.950	31,161.56	23,196.05	7,965.51	95.20	0.31%

J.P.Morgan



ROSE L. FINDEISS TRUST ACCT. R58043002
As of 12/31/14

	Price	Quantity	Value	Adjusted Tax Cost Original Cost	Unrealized Gain/Loss	Est Annual Inc Accrued Div	Yield
US Mid Cap Equity							
JPM MKT EXP ENH INDEX FD - SEL FUND 3708	12.59	4,368 391	54,998.04	46,260.71	8,737 33	572 25	1.04%
4812C1-63-7 PGMI X							
Total US Mid Cap Equity			\$134,233.20	\$98,733.38	\$35,499.82	\$1,312.19	0.98%
EAFE Equity							
ARTISAN INTL VALUE FUND-INV 04314H-88-1 ARTK X	34 21	3,331.445	113,968.73	89,181 39	24,787.34	1,822.30	1.60%
CAPITAL PRIVATE CLIENT SVCS CAP NON US EQT 14042Y-60-1 CNUS X	11.35	7,302 070	82,878 49	79,786 93	3,091 56	1,014.98	1.22%
ISHARES MSCI EAFE INDEX FUND 464287-46-5 EFA	60 84	1,546,000	94,058 64	103,796.70	(9,738.06)	3,495.50	3.72%
OAKMARK INTERNATIONAL FD-I 413838-20-2 OAKI X	23 34	2,561.855	59,793 70	64,875 23	(5,081.53)		
Total EAFE Equity			\$350,699.56	\$337,640.25	\$13,059.31	\$6,332.78	1.81%
Japanese Large Cap Equity							
BROWN ADV JAPAN ALPHA OPP-IS 115233-57-9 BAFJ X	10.78	2,275 200	24,526 66	22,752 00	1,774.66	1,158.07	4.72%



ROSE L. FINDEISS TRUST ACCT. R58043002
As of 12/31/14



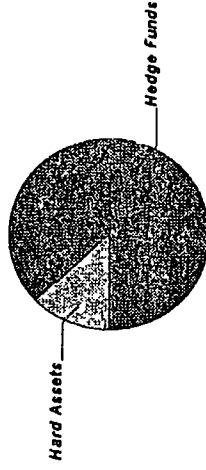
0974073018031000111280
0984073016001000111280

	Price	Quantity	Value	Adjusted Tax Cost Original Cost	Unrealized Gain/Loss	Est. Annual Inc. Accrued Div.	Yield
Asia ex-Japan Equity							
MATTHEWS PACIFIC TIGER FD-IS 577130-83-4 MIPT X	26.56	3,198.922	84,963.37	76,170.68	8,792.69	572.60	0.67%
Global Equity							
JPM GLBL RES ENH INDEX FD - SEL FUND 3457 46637K-51-3 JEIT X	18.31	7,351.096	134,598.57	123,849.85	10,748.72	2,006.84	1.49%

Alternative Assets Summary

Asset Categories	Beginning Estimated Value	Ending Estimated Value	Change In Value	Current Allocation
Hedge Funds	417,056.72	294,800.73	(122,255.99)	13%
Hard Assets	70,077.52	54,057.77	(16,019.75)	2%
Total Value	\$487,134.24	\$348,858.50	(\$138,275.74)	15%

Asset Categories



Alternative Assets Detail

Alternative Assets as a percentage of your portfolio - 15 %

Hedge Funds	Price	Quantity	Estimated Value	Cost
EQUINOX FDS TR	11.64	3,416.191	39,764.46	33,820.29
EQNX CB STGY I 29446A-81-9 EBSI X				
GATEWAY FUND-Y 367829-88-4 GTEY X	29.57	2,322.902	68,688.21	62,993.68



ROSE L. FINDEISS TRUST ACCT. R58043002
As of 12/31/14



0974073018031000111281
0984073016001000111281

	Price	Quantity	Estimated Value	Cost
Hedge Funds				
GOTHAM ABSOLUTE RETURN FUND 360873-13-7 GARI X	13.90	3,307.493	45,974.15	44,289.97
HSBC FDS TOTAL RETURN I 40428X-15-6 HTRI X	10.25	3,158.509	32,374.72	32,437.89
INV BALANCED-RISK ALLOC-Y 00141V-69-7 ABRY X	11.64	2,701.458	31,444.97	34,389.56
PIMCO UNCONSTRAINED BOND-P 72201M-45-3 PUCP X	11.18	4,808.031	53,753.79	55,484.68
THE ARBITRAGE FUND-I 03875R-20-5 ARBN X	13.04	1,748.499	22,800.43	23,080.19
Total Hedge Funds			\$294,800.73	\$286,496.26

	Price	Quantity	Estimated Value	Cost	Est. Annual Income Accrued Income
Hard Assets					
BARC BREN PALLADIUM 01/20/15 LINKED TO PLDMLNPM 10% BUFFER- 1.4X LEV 10%CAP - 14% MAX RETURN INITIAL LEVEL. 1/2/14 PLDMLNPM:710 06741T-3V-7	112.03	11,000,000	12,323.30	10,890.00	

J.P. Morgan



ROSE L. FINDEISS TRUST ACCT. R58043002
As of 12/31/14

	Price	Quantity	Estimated Value	Cost	Est. Annual Income Accrued Income
Hard Assets					
BARC MARKET PLUS WTI 06/22/15 LNKD TO CL1 80% BARRIER- 7 20%CPN ,UNCAPPED INITIAL LEVEL-04/11/14 CL1.103 74 06741U-BY-9	53.54	12,000,000	6,424.80	11,856.00	
INV BALANCE RISK COMM STR-Y BLRSK CMD FD Y 00888Y-50-8 BRCY X	7.47	3,236,636	24,177.67	24,825.00	
MS PALLADIUM BREN 12/09/15 LNKD TO PLDMLNPM 116.30% LEVERAGE, 10% BUFFER 11/20/14; INITIAL STRIKE. 771 61762G-CM-4	101.20	11,000,000	11,132.00	10,890.00	
Total Hard Assets			\$54,057.77	\$58,461.00	



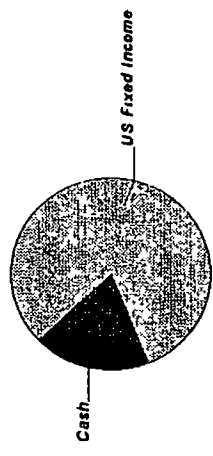
ROSE L. FINDEISS TRUST ACCT. R58043002
As of 12/31/14



0974073018031000111282
0984073016001000111282

Cash & Fixed Income Summary

Asset Categories	Beginning Market Value	Ending Market Value	Change In Value	Current Allocation
Cash	137,265.71	102,937.92	(34,327.79)	5%
US Fixed Income	507,295.12	495,027.73	(12,267.39)	22%
Foreign Exchange & Non-USD Fixed Income	24,882.90	0.00	(24,882.90)	
Total Value	\$669,443.73	\$597,965.65	(\$71,478.08)	27%



Market Value/Cost	Current Period Value
Market Value	597,965.65
Tax Cost	587,863.50
Unrealized Gain/Loss	10,102.15
Estimated Annual Income	14,203.36
Yield	2.37%

Cash & Fixed Income as a percentage of your portfolio - 27%

SUMMARY BY MATURITY

Cash & Fixed Income	Market Value	% of Bond Portfolio
0-6 months ¹	597,965.65	100%

¹ The years indicate the number of years until the bond is scheduled to mature based on the statement end date. Some bonds may be called, or paid in full, before their stated maturity.

SUMMARY BY TYPE

Cash & Fixed Income	Market Value	% of Bond Portfolio
Cash	102,937.92	17%
Mutual Funds	495,027.73	83%
Total Value	\$597,965.65	100%



ROSE L. FINDEISS TRUST ACCT. R58043002
As of 12/31/14

Note: ¹ This is the Annual Percentage Yield (APY) which is the rate earned if balances remain on deposit for a full year with compounding, there is no change in the interest rate and all interest is left in the account

Cash & Fixed Income Detail

	Price	Quantity	Value	Adjusted Tax Cost Original Cost	Unrealized Gain/Loss	Est Annual Income Accrued Interest	Yield
Cash							
US DOLLAR PRINCIPAL	1.00	102,937.92	102,937.92	102,937.92		30.88	0.03% ¹
US Fixed Income							
JPM UNCONSTRAINED DEBT FD - SELECT FUND 2130 48121A-29-0	10.03	4,559.68	45,733.61	46,098.38	(364.77)	1,992.58	4.36%
JPM STRAT INC OPP FD - SEL FUND 3844 4812A4-35-1	11.72	3,861.63	45,258.34	39,302.96	5,955.38	718.26	1.59%
JPM CORE BD FD - SEL FUND 3720 4812C0-38-1	11.75	9,733.76	114,371.62	106,323.83	8,047.79	2,890.92	2.53%
JPM SHORT DURATION BD FD - SEL FUND 3133 4812C1-33-0	10.86	10,467.87	113,681.10	113,985.13	(304.03)	952.57	0.84%
JPM INFLATION MGD BD FD - SEL FUND 2037 48121A-56-3	10.24	4,063.70	41,817.09	44,144.80	(2,327.71)	612.55	1.46%
DOUBLELINE TOTAL RET BD-I 258620-10-3	10.97	8,284.82	90,884.46	93,605.86	(2,721.40)	4,424.09	4.87%



ROSE L. FINDEISS TRUST ACCT. R58043002
As of 12/31/14



0974073018031000111283
0984073016001000111283

	Price	Quantity	Value	Adjusted Tax Cost Original Cost	Unrealized Gain/Loss	Est Annual Income Accrued Interest	Yield
US Fixed Income							
BLACKROCK HIGH YIELD BOND 091929-63-8	7.88	5,492.58	43,281.51	41,464.62	1,816.89	2,581.51	5.96%
Total US Fixed Income			\$495,027.73	\$484,925.58	\$10,102.15	\$14,172.48	2.86%

J.P. Morgan

THIS PAGE INTENTIONALLY LEFT BLANK

J.P. Morgan