



See a Social Security Number? Say Something!  
Report Privacy Problems to <https://public.resource.org/privacy>  
Or call the IRS Identity Theft Hotline at 1-800-908-4490





Return of Private Foundation

or Section 4947(a)(1) Trust Treated as Private Foundation

Do not enter social security numbers on this form as it may be made public. Information about Form 990-PF and its separate instructions is at www.irs.gov/form990pf

2014

Open to Public Inspection


For calendar year 2014 or tax year beginning 2014, and ending 20

Name of foundation: WILLIAM T. PERRY CHARITABLE TRUST
Employer identification number: 31-6018719
Telephone number: 330-438-1180
Check type of organization: Section 501(c)(3) exempt private foundation
Fair market value of all assets at end of year: 1,980,760
Accounting method: Cash

MAY 20 2015

ENVELOPE MAIL ROOM

Table with 5 columns: (a) Revenue and expenses per books, (b) Net investment income, (c) Adjusted net income, (d) Disbursements for charitable purposes. Rows include Revenue (1-12), Operating and Administrative Expenses (13-26), and Net Income (27).



SCANNED MAY 27 2015



Part II Balance Sheets		Attached schedules and amounts in the description column should be for end-of-year amounts only (See instructions)		Beginning of year	End of year	
		(a) Book Value	(b) Book Value	(c) Fair Market Value		
Assets	1	Cash - non-interest-bearing . . . . .			63.	63.
	2	Savings and temporary cash investments . . . . .			31,326.	31,326.
	3	Accounts receivable ▶ Less: allowance for doubtful accounts ▶				
	4	Pledges receivable ▶ Less: allowance for doubtful accounts ▶				
	5	Grants receivable . . . . .				
	6	Receivables due from officers, directors, trustees, and other disqualified persons (attach schedule) (see instructions) . . . . .				
	7	Other notes and loans receivable (attach schedule) ▶ Less: allowance for doubtful accounts ▶				
	8	Inventories for sale or use . . . . .				
	9	Prepaid expenses and deferred charges . . . . .				
	10a	Investments - U S and state government obligations (attach schedule) . . . . .				
	b	Investments - corporate stock (attach schedule) . <b>STMT 7</b> . . . . .			1,035,547.	1,343,607.
	c	Investments - corporate bonds (attach schedule) . <b>STMT 8</b> . . . . .			596,740.	605,764.
	11	Investments - land, buildings, and equipment basis ▶ Less: accumulated depreciation (attach schedule) ▶				
	12	Investments - mortgage loans . . . . .				
	13	Investments - other (attach schedule) . . . . .	1,527,417.			
	14	Land, buildings, and equipment basis ▶ Less: accumulated depreciation (attach schedule) ▶				
15	Other assets (describe ▶ )					
16	<b>Total assets</b> (to be completed by all filers - see the instructions Also, see page 1, item I) . . . . .	1,527,417.	1,663,676.		1,980,760.	
Liabilities	17	Accounts payable and accrued expenses . . . . .				
	18	Grants payable . . . . .				
	19	Deferred revenue . . . . .				
	20	Loans from officers, directors, trustees, and other disqualified persons . . . . .				
	21	Mortgages and other notes payable (attach schedule) . . . . .				
	22	Other liabilities (describe ▶ )				
23	<b>Total liabilities</b> (add lines 17 through 22) . . . . .				NONE	
Net Assets or Fund Balances	<b>Foundations that follow SFAS 117, check here ▶</b> <input type="checkbox"/>		<b>and complete lines 24 through 26 and lines 30 and 31.</b>			
	24	Unrestricted . . . . .				
	25	Temporarily restricted . . . . .				
	26	Permanently restricted . . . . .				
	<b>Foundations that do not follow SFAS 117, . . . ▶</b> <input checked="" type="checkbox"/>		<b>check here and complete lines 27 through 31.</b>			
	27	Capital stock, trust principal, or current funds . . . . .	1,527,417.	1,663,676.		
	28	Paid-in or capital surplus, or land, bldg, and equipment fund . . . . .				
29	Retained earnings, accumulated income, endowment, or other funds . . . . .					
30	<b>Total net assets or fund balances</b> (see instructions) . . . . .	1,527,417.	1,663,676.			
31	<b>Total liabilities and net assets/fund balances</b> (see instructions) . . . . .	1,527,417.	1,663,676.			

Part III Analysis of Changes in Net Assets or Fund Balances			
1	Total net assets or fund balances at beginning of year - Part II, column (a), line 30 (must agree with end-of-year figure reported on prior year's return) . . . . .	1	1,527,417.
2	Enter amount from Part I, line 27a . . . . .	2	131,228.
3	Other increases not included in line 2 (itemize) ▶ <b>SEE STATEMENT 9</b> . . . . .	3	6,308.
4	Add lines 1, 2, and 3 . . . . .	4	1,664,953.
5	Decreases not included in line 2 (itemize) ▶ <b>2014 INCOME POSTED IN 2015</b> . . . . .	5	1,277.
6	<b>Total net assets or fund balances at end of year (line 4 minus line 5) - Part II, column (b), line 30 . . . . .</b>	6	<b>1,663,676.</b>



**Part IV Capital Gains and Losses for Tax on Investment Income**

(a) List and describe the kind(s) of property sold (e.g., real estate, 2-story brick warehouse; or common stock, 200 shs MLC Co)				(b) How acquired P - Purchase D - Donation	(c) Date acquired (mo, day, yr)	(d) Date sold (mo, day, yr)
<b>1a PUBLICLY TRADED SECURITIES</b>						
<b>b</b>						
<b>c</b>						
<b>d</b>						
<b>e</b>						
(e) Gross sales price	(f) Depreciation allowed (or allowable)	(g) Cost or other basis plus expense of sale	(h) Gain or (loss) (e) plus (f) minus (g)			
<b>a</b> 865,365.		667,990.	197,375.			
<b>b</b>						
<b>c</b>						
<b>d</b>						
<b>e</b>						
Complete only for assets showing gain in column (h) and owned by the foundation on 12/31/69						
(i) F.M.V. as of 12/31/69	(j) Adjusted basis as of 12/31/69	(k) Excess of col (i) over col (j), if any	(l) Gains (Col. (h) gain minus col (k), but not less than -0-) or Losses (from col (h))			
<b>a</b>			197,375.			
<b>b</b>						
<b>c</b>						
<b>d</b>						
<b>e</b>						
<b>2</b> Capital gain net income or (net capital loss)	{ If gain, also enter in Part I, line 7 If (loss), enter -0- in Part I, line 7 }		<b>2</b>	197,375.		
<b>3</b> Net short-term capital gain or (loss) as defined in sections 1222(5) and (6): If gain, also enter in Part I, line 8, column (c) (see instructions) If (loss), enter -0- in Part I, line 8			<b>3</b>			

**Part V Qualification Under Section 4940(e) for Reduced Tax on Net Investment Income**

(For optional use by domestic private foundations subject to the section 4940(a) tax on net investment income.)

If section 4940(d)(2) applies, leave this part blank.

Was the foundation liable for the section 4942 tax on the distributable amount of any year in the base period?  Yes  No  
 If "Yes," the foundation does not qualify under section 4940(e). Do not complete this part.

**1** Enter the appropriate amount in each column for each year; see the instructions before making any entries.

(a) Base period years Calendar year (or tax year beginning in)	(b) Adjusted qualifying distributions	(c) Net value of noncharitable-use assets	(d) Distribution ratio (col (b) divided by col (c))
2013	90,970.	1,875,104.	0.048515
2012	105,597.	2,423,489.	0.043572
2011	105,469.	2,080,641.	0.050691
2010	100,322.	1,730,522.	0.057972
2009	100,472.	1,694,005.	0.059310
<b>2</b> Total of line 1, column (d)			<b>2</b> 0.260060
<b>3</b> Average distribution ratio for the 5-year base period - divide the total on line 2 by 5, or by the number of years the foundation has been in existence if less than 5 years			<b>3</b> 0.052012
<b>4</b> Enter the net value of noncharitable-use assets for 2014 from Part X, line 5			<b>4</b> 1,961,021.
<b>5</b> Multiply line 4 by line 3			<b>5</b> 101,997.
<b>6</b> Enter 1% of net investment income (1% of Part I, line 27b)			<b>6</b> 2,325.
<b>7</b> Add lines 5 and 6			<b>7</b> 104,322.
<b>8</b> Enter qualifying distributions from Part XII, line 4 If line 8 is equal to or greater than line 7, check the box in Part VI, line 1b, and complete that part using a 1% tax rate See the Part VI instructions			<b>8</b> 99,322.



Part VI Excise Tax Based on Investment Income (Section 4940(a), 4940(b), 4940(e), or 4948 - see instructions)

Table with 11 rows for excise tax calculation. Includes sub-rows 6a-6d for credits and payments. Total tax due is 2,845.

Part VII-A Statements Regarding Activities

Table with 10 rows of activity statements and a Yes/No column. Includes questions about political activities, tax on political expenditures, and substantial contributors.



Part VII-A Statements Regarding Activities (continued)

11	At any time during the year, did the foundation, directly or indirectly, own a controlled entity within the meaning of section 512(b)(13)? If "Yes," attach schedule (see instructions) . . . . .	11		X
12	Did the foundation make a distribution to a donor advised fund over which the foundation or a disqualified person had advisory privileges? If "Yes," attach statement (see instructions) . . . . .	12		X
13	Did the foundation comply with the public inspection requirements for its annual returns and exemption application? Website address ▶ <u>N/A</u>	13	X	
14	The books are in care of ▶ <u>HUNTINGTON NATIONAL BANK</u> Telephone no ▶ <u>(740) 588-6740</u> Located at ▶ <u>422 MAIN ST, ZANESVILLE, OH</u> ZIP+4 ▶ <u>43702</u>			
15	Section 4947(a)(1) nonexempt charitable trusts filing Form 990-PF in lieu of Form 1041 - Check here . . . . . ▶ <input type="checkbox"/> and enter the amount of tax-exempt interest received or accrued during the year . . . . . ▶ <u>15</u>			
16	At any time during calendar year 2014, did the foundation have an interest in or a signature or other authority over a bank, securities, or other financial account in a foreign country? . . . . .	16	Yes	No
				X

Part VII-B Statements Regarding Activities for Which Form 4720 May Be Required

File Form 4720 if any item is checked in the "Yes" column, unless an exception applies.

		Yes	No
1a	During the year did the foundation (either directly or indirectly)		
(1)	Engage in the sale or exchange, or leasing of property with a disqualified person? . . . . . <input type="checkbox"/> Yes <input checked="" type="checkbox"/> No		
(2)	Borrow money from, lend money to, or otherwise extend credit to (or accept it from) a disqualified person? . . . . . <input type="checkbox"/> Yes <input checked="" type="checkbox"/> No		
(3)	Furnish goods, services, or facilities to (or accept them from) a disqualified person? . . . . . <input type="checkbox"/> Yes <input checked="" type="checkbox"/> No		
(4)	Pay compensation to, or pay or reimburse the expenses of, a disqualified person? . . . . . <input checked="" type="checkbox"/> Yes <input type="checkbox"/> No		
(5)	Transfer any income or assets to a disqualified person (or make any of either available for the benefit or use of a disqualified person)? . . . . . <input type="checkbox"/> Yes <input checked="" type="checkbox"/> No		
(6)	Agree to pay money or property to a government official? (Exception. Check "No" if the foundation agreed to make a grant to or to employ the official for a period after termination of government service, if terminating within 90 days) . . . . . <input type="checkbox"/> Yes <input checked="" type="checkbox"/> No		
b	If any answer is "Yes" to 1a(1)-(6), did any of the acts fail to qualify under the exceptions described in Regulations section 53.4941(d)-3 or in a current notice regarding disaster assistance (see instructions)? . . . . . <input type="checkbox"/> Organizations relying on a current notice regarding disaster assistance check here . . . . . ▶ <input type="checkbox"/>	1b	X
c	Did the foundation engage in a prior year in any of the acts described in 1a, other than excepted acts, that were not corrected before the first day of the tax year beginning in 2014? . . . . .	1c	X
2	Taxes on failure to distribute income (section 4942) (does not apply for years the foundation was a private operating foundation defined in section 4942(j)(3) or 4942(j)(5))		
a	At the end of tax year 2014, did the foundation have any undistributed income (lines 6d and 6e, Part XIII) for tax year(s) beginning before 2014? . . . . . <input type="checkbox"/> Yes <input checked="" type="checkbox"/> No If "Yes," list the years ▶ _____		
b	Are there any years listed in 2a for which the foundation is not applying the provisions of section 4942(a)(2) (relating to incorrect valuation of assets) to the year's undistributed income? (If applying section 4942(a)(2) to all years listed, answer "No" and attach statement - see instructions) . . . . .	2b	X
c	If the provisions of section 4942(a)(2) are being applied to any of the years listed in 2a, list the years here ▶ _____		
3a	Did the foundation hold more than a 2% direct or indirect interest in any business enterprise at any time during the year? . . . . . <input type="checkbox"/> Yes <input checked="" type="checkbox"/> No		
b	If "Yes," did it have excess business holdings in 2014 as a result of (1) any purchase by the foundation or disqualified persons after May 26, 1969; (2) the lapse of the 5-year period (or longer period approved by the Commissioner under section 4943(c)(7)) to dispose of holdings acquired by gift or bequest, or (3) the lapse of the 10-, 15-, or 20-year first phase holding period? (Use Schedule C, Form 4720, to determine if the foundation had excess business holdings in 2014.) . . . . .	3b	
4a	Did the foundation invest during the year any amount in a manner that would jeopardize its charitable purposes?	4a	X
b	Did the foundation make any investment in a prior year (but after December 31, 1969) that could jeopardize its charitable purpose that had not been removed from jeopardy before the first day of the tax year beginning in 2014?	4b	X



Part VII-B Statements Regarding Activities for Which Form 4720 May Be Required (continued)

5a During the year did the foundation pay or incur any amount to

(1) Carry on propaganda, or otherwise attempt to influence legislation (section 4945(e))?  Yes  No

(2) Influence the outcome of any specific public election (see section 4955); or to carry on, directly or indirectly, any voter registration drive?  Yes  No

(3) Provide a grant to an individual for travel, study, or other similar purposes?  Yes  No

(4) Provide a grant to an organization other than a charitable, etc., organization described in section 4945(d)(4)(A)? (see instructions).  Yes  No

(5) Provide for any purpose other than religious, charitable, scientific, literary, or educational purposes, or for the prevention of cruelty to children or animals?  Yes  No

b If any answer is "Yes" to 5a(1)-(5), did any of the transactions fail to qualify under the exceptions described in Regulations section 53.4945 or in a current notice regarding disaster assistance (see instructions)?  Yes  No

Organizations relying on a current notice regarding disaster assistance check here

c If the answer is "Yes" to question 5a(4), does the foundation claim exemption from the tax because it maintained expenditure responsibility for the grant?  Yes  No

If "Yes," attach the statement required by Regulations section 53.4945-5(d)

6a Did the foundation, during the year, receive any funds, directly or indirectly, to pay premiums on a personal benefit contract?  Yes  No

b Did the foundation, during the year, pay premiums, directly or indirectly, on a personal benefit contract?  Yes  No

If "Yes" to 6b, file Form 8870

7a At any time during the tax year, was the foundation a party to a prohibited tax shelter transaction?  Yes  No

b If "Yes," did the foundation receive any proceeds or have any net income attributable to the transaction?  Yes  No

Part VIII Information About Officers, Directors, Trustees, Foundation Managers, Highly Paid Employees, and Contractors

1 List all officers, directors, trustees, foundation managers and their compensation (see instructions).

(a) Name and address	(b) Title, and average hours per week devoted to position	(c) Compensation (if not paid, enter -0-)	(d) Contributions to employee benefit plans and deferred compensation	(e) Expense account, other allowances
SEE STATEMENT 10		17,417.		

2 Compensation of five highest-paid employees (other than those included on line 1 - see instructions). If none, enter "NONE."

(a) Name and address of each employee paid more than \$50,000	(b) Title, and average hours per week devoted to position	(c) Compensation	(d) Contributions to employee benefit plans and deferred compensation	(e) Expense account, other allowances
NONE		NONE	NONE	NONE

Total number of other employees paid over \$50,000  NONE



**Part VIII Information About Officers, Directors, Trustees, Foundation Managers, Highly Paid Employees, and Contractors (continued)**

<b>3 Five highest-paid independent contractors for professional services (see instructions). If none, enter "NONE."</b>		
(a) Name and address of each person paid more than \$50,000	(b) Type of service	(c) Compensation
NONE		NONE
<b>Total number of others receiving over \$50,000 for professional services . . . . .</b>		<b>NONE</b>

**Part IX-A Summary of Direct Charitable Activities**

List the foundation's four largest direct charitable activities during the tax year. Include relevant statistical information such as the number of organizations and other beneficiaries served, conferences convened, research papers produced, etc	Expenses
1 NONE	
2	
3	
4	

**Part IX-B Summary of Program-Related Investments (see instructions)**

Describe the two largest program-related investments made by the foundation during the tax year on lines 1 and 2	Amount
1 NONE	
2	
All other program-related investments See instructions	
3 NONE	
<b>Total. Add lines 1 through 3 . . . . .</b>	



**Part X Minimum Investment Return** (All domestic foundations must complete this part. Foreign foundations, see instructions.)

<b>1</b>	Fair market value of assets not used (or held for use) directly in carrying out charitable, etc., purposes:		
<b>a</b>	Average monthly fair market value of securities . . . . .	<b>1a</b>	1,851,159.
<b>b</b>	Average of monthly cash balances . . . . .	<b>1b</b>	139,725.
<b>c</b>	Fair market value of all other assets (see instructions). . . . .	<b>1c</b>	NONE
<b>d</b>	<b>Total</b> (add lines 1a, b, and c) . . . . .	<b>1d</b>	1,990,884.
<b>e</b>	Reduction claimed for blockage or other factors reported on lines 1a and 1c (attach detailed explanation) . . . . .	<b>1e</b>	
<b>2</b>	Acquisition indebtedness applicable to line 1 assets . . . . .	<b>2</b>	NONE
<b>3</b>	Subtract line 2 from line 1d . . . . .	<b>3</b>	1,990,884.
<b>4</b>	Cash deemed held for charitable activities. Enter 1 1/2% of line 3 (for greater amount, see instructions). . . . .	<b>4</b>	29,863.
<b>5</b>	<b>Net value of noncharitable-use assets.</b> Subtract line 4 from line 3. Enter here and on Part V, line 4	<b>5</b>	1,961,021.
<b>6</b>	<b>Minimum investment return.</b> Enter 5% of line 5 . . . . .	<b>6</b>	98,051.

**Part XI Distributable Amount** (see instructions) (Section 4942(j)(3) and (j)(5) private operating foundations and certain foreign organizations check here  and do not complete this part.)

<b>1</b>	Minimum investment return from Part X, line 6 . . . . .	<b>1</b>	98,051.
<b>2a</b>	Tax on investment income for 2014 from Part VI, line 5 . . . . .	<b>2a</b>	4,649.
<b>b</b>	Income tax for 2014 (This does not include the tax from Part VI.) . . . . .	<b>2b</b>	
<b>c</b>	Add lines 2a and 2b . . . . .	<b>2c</b>	4,649.
<b>3</b>	Distributable amount before adjustments. Subtract line 2c from line 1 . . . . .	<b>3</b>	93,402.
<b>4</b>	Recoveries of amounts treated as qualifying distributions . . . . .	<b>4</b>	NONE
<b>5</b>	Add lines 3 and 4 . . . . .	<b>5</b>	93,402.
<b>6</b>	Deduction from distributable amount (see instructions). . . . .	<b>6</b>	NONE
<b>7</b>	<b>Distributable amount</b> as adjusted Subtract line 6 from line 5 Enter here and on Part XIII, line 1 . . . . .	<b>7</b>	93,402.

**Part XII Qualifying Distributions** (see instructions)

<b>1</b>	Amounts paid (including administrative expenses) to accomplish charitable, etc., purposes:		
<b>a</b>	Expenses, contributions, gifts, etc. - total from Part I, column (d), line 26 . . . . .	<b>1a</b>	99,322.
<b>b</b>	Program-related investments - total from Part IX-B . . . . .	<b>1b</b>	
<b>2</b>	Amounts paid to acquire assets used (or held for use) directly in carrying out charitable, etc., purposes . . . . .	<b>2</b>	NONE
<b>3</b>	Amounts set aside for specific charitable projects that satisfy the:		
<b>a</b>	Suitability test (prior IRS approval required) . . . . .	<b>3a</b>	NONE
<b>b</b>	Cash distribution test (attach the required schedule) . . . . .	<b>3b</b>	NONE
<b>4</b>	<b>Qualifying distributions.</b> Add lines 1a through 3b Enter here and on Part V, line 8, and Part XIII, line 4	<b>4</b>	99,322.
<b>5</b>	Foundations that qualify under section 4940(e) for the reduced rate of tax on net investment income. Enter 1% of Part I, line 27b (see instructions) . . . . .	<b>5</b>	N/A
<b>6</b>	<b>Adjusted qualifying distributions.</b> Subtract line 5 from line 4 . . . . .	<b>6</b>	99,322.

**Note.** The amount on line 6 will be used in Part V, column (b), in subsequent years when calculating whether the foundation qualifies for the section 4940(e) reduction of tax in those years.



**Part XIII Undistributed Income** (see instructions)

	(a) Corpus	(b) Years prior to 2013	(c) 2013	(d) 2014
1 Distributable amount for 2014 from Part XI, line 7 . . . . .				93,402.
2 Undistributed income, if any, as of the end of 2014				
a Enter amount for 2013 only . . . . .			77,621.	
b Total for prior years 20_12_,20____,20____ . . . . .		NONE		
3 Excess distributions carryover, if any, to 2014				
a From 2009 . . . . .	NONE			
b From 2010 . . . . .	NONE			
c From 2011 . . . . .	NONE			
d From 2012 . . . . .	NONE			
e From 2013 . . . . .	NONE			
f Total of lines 3a through e . . . . .	NONE			
4 Qualifying distributions for 2014 from Part XII, line 4 ▶ \$ <u>99,322.</u>				
a Applied to 2013, but not more than line 2a . . . . .			77,621.	
b Applied to undistributed income of prior years (Election required - see instructions) . . . . .		NONE		
c Treated as distributions out of corpus (Election required - see instructions) . . . . .	NONE			
d Applied to 2014 distributable amount . . . . .				21,701.
e Remaining amount distributed out of corpus . . . . .	NONE			
5 Excess distributions carryover applied to 2014 (If an amount appears in column (d), the same amount must be shown in column (a) )	NONE			NONE
6 Enter the net total of each column as indicated below:				
a Corpus Add lines 3f, 4c, and 4e Subtract line 5	NONE			
b Prior years' undistributed income. Subtract line 4b from line 2b . . . . .		NONE		
c Enter the amount of prior years' undistributed income for which a notice of deficiency has been issued, or on which the section 4942(a) tax has been previously assessed . . . . .		NONE		
d Subtract line 6c from line 6b Taxable amount - see instructions . . . . .		NONE		
e Undistributed income for 2013 Subtract line 4a from line 2a Taxable amount - see instructions . . . . .				
f Undistributed income for 2014 Subtract lines 4d and 5 from line 1 This amount must be distributed in 2015 . . . . .				71,701.
7 Amounts treated as distributions out of corpus to satisfy requirements imposed by section 170(b)(1)(F) or 4942(g)(3) (Election may be required - see instructions) . . . . .	NONE			
8 Excess distributions carryover from 2009 not applied on line 5 or line 7 (see instructions) . . . . .	NONE			
9 Excess distributions carryover to 2015. Subtract lines 7 and 8 from line 6a . . . . .	NONE			
10 Analysis of line 9				
a Excess from 2010 . . . . .	NONE			
b Excess from 2011 . . . . .	NONE			
c Excess from 2012 . . . . .	NONE			
d Excess from 2013 . . . . .	NONE			
e Excess from 2014 . . . . .	NONE			



Part XIV Private Operating Foundations (see instructions and Part VII-A, question 9) NOT APPLICABLE

1a If the foundation has received a ruling or determination letter that it is a private operating foundation, and the ruling is effective for 2014, enter the date of the ruling
b Check box to indicate whether the foundation is a private operating foundation described in section 4942(j)(3) or 4942(j)(5)

Table with 5 columns: Tax year (a) 2014, (b) 2013, (c) 2012, (d) 2011, (e) Total. Rows include 2a (Adjusted net income), 2b (85% of line 2a), 2c (Qualifying distributions from Part XII), 2d (Amounts included in line 2c), 2e (Qualifying distributions made directly for active conduct), 3 (Alternative tests: Assets, Endowment, Support).

Part XV Supplementary Information (Complete this part only if the foundation had \$5,000 or more in assets at any time during the year - see instructions.)

1 Information Regarding Foundation Managers:
a List any managers of the foundation who have contributed more than 2% of the total contributions received by the foundation before the close of any tax year (but only if they have contributed more than \$5,000). (See section 507(d)(2).)
N/A

b List any managers of the foundation who own 10% or more of the stock of a corporation (or an equally large portion of the ownership of a partnership or other entity) of which the foundation has a 10% or greater interest.
N/A

2 Information Regarding Contribution, Grant, Gift, Loan, Scholarship, etc., Programs:

Check here [X] if the foundation only makes contributions to preselected charitable organizations and does not accept unsolicited requests for funds. If the foundation makes gifts, grants, etc. (see instructions) to individuals or organizations under other conditions, complete items 2a, b, c, and d.

a The name, address, and telephone number or e-mail address of the person to whom applications should be addressed.

b The form in which applications should be submitted and information and materials they should include:

c Any submission deadlines:

d Any restrictions or limitations on awards, such as by geographical areas, charitable fields, kinds of institutions, or other factors



**Part XV Supplementary Information (continued)**

**3 Grants and Contributions Paid During the Year or Approved for Future Payment**

Recipient Name and address (home or business)	If recipient is an individual, show any relationship to any foundation manager or substantial contributor	Foundation status of recipient	Purpose of grant or contribution	Amount
<b>a Paid during the year</b>				
GENESIS HEALTHCARE FOUNDATION ATTN: PAUL MCCL 1135 MAPLE AVENUE ZANESVILLE OH 43701-1407	NONE	PC	GENERAL OPERATING FUND	22,534.
HELEN PURCELL HOME ATTN: MELISSA BEST 1854 NORWOOD BLVD ZANESVILLE OH 43701-2340	NONE	PC	GENERAL OPERATING FUND	22,534.
FIRST BAPTIST CHURCH ATTN: PASTOR JOE SEESE 105 S. SIXTH STREET ZANESVILLE OH 43701-3608	NONE	PC	GENERAL OPERATING FUND	22,534.
WOMEN'S BENEVOLENT SOC. TANYA P. STURTZ 1820 ASPEN DRIVE ZANESVILLE OH 43701	NONE	PC	GENERAL OPERATING FUND	22,534.
<b>Total</b> . . . . .				<b>3a</b> 90,136.
<b>b Approved for future payment</b>				
<b>Total</b> . . . . .				<b>3b</b>





WILLIAM T. PERRY CHARITABLE TRUST

31-6018719

FORM 990PF, PART I - DIVIDENDS AND INTEREST FROM SECURITIES

DESCRIPTION	REVENUE AND EXPENSES PER BOOKS	NET INVESTMENT INCOME
AT&T INC	166.	166.
AMERICAN EXPRESS COMPANY	192.	192.
ANADARKO PETE	146.	146.
ARTISAN INTERNATIONAL VALUE FUND - INVES	2,349.	2,349.
AUTOMATIC DATA PROCESSING	497.	497.
AUTOZONE INC 4% 11/15/2020-2020	1,961.	1,961.
BALL CORP W/1 RT/SH	140.	140.
BAXTER INTERNATIONAL INC	505.	505.
BRISTOL-MYERS SQUIBB CO	140.	140.
CVS CORP	242.	242.
CANADIAN NATL RAILWAY COM	207.	207.
CARDINAL HEALTH INC	368.	368.
CENTURYTEL INC	556.	556.
CHEVRONTEXACO CORP	442.	442.
CHEVRON CORPORATION 2.427% 06/24/2020-20	1,214.	1,214.
CHUBB CORP	304.	304.
CHURCH & DWIGHT CO INC	267.	267.
COHEN AND STEERS INSTITUTIONAL REALTY SH	1,756.	1,756.
COLUMBIA FUNDS SERIES TRUST - COLUMBIA M	248.	248.
E.M.C. CORP	312.	312.
EMERSON ELECTRIC CO	448.	448.
EXXON MOBIL CORP COM	178.	178.
FEDERATED TOTAL RETURN BOND FUND #328	2,385.	2,385.
FEDERATED INTERNATIONAL LEADERS FUND	1,767.	1,767.
FIDELITY LOW-PRICED STOCK #316	224.	224.
FRANKLIN RES INC	194.	194.
GATEWAY FUND - CLASS Y	1,100.	1,100.
GENERAL DYNAMICS CORP	327.	327.
GENERAL MILLS INC	346.	346.
HALLIBURTON CO	51.	51.
ILLINOIS TOOL WORKS INC COM	419.	419.
INTERNATIONAL BUSINESS MACHINES CORP	95.	95.

WILLIAM T. PERRY CHARITABLE TRUST

31-6018719

FORM 990PF, PART I - DIVIDENDS AND INTEREST FROM SECURITIES

DESCRIPTION	REVENUE AND EXPENSES PER BOOKS	NET INVESTMENT INCOME
IBM CORP 1.875% 05/15/2019	911.	911.
ISHARES S & P MIDCAP 400	516.	516.
ISHARES S & P SMALLCAP 600	787.	787.
JOHNSON CONTROLS INC	172.	172.
ESTEE LAUDER COMPANY	172.	172.
LOWES COMPANIES INC	193.	193.
MCDONALDS CORP	295.	295.
MERCK & CO INC	607.	607.
METLIFE INC	272.	272.
HUNTINGTON CONSERVATIVE DEPOSIT ACCOUNT	34.	34.
NEXTERA ENERGY INC	268.	268.
NIKE INC CL B	166.	166.
OCCIDENTAL PETROLEUM CORP	364.	364.
ORACLE CORP	281.	281.
OPPENHEIMER DEVELOPING MARKETS FUND-I	589.	589.
PIMCO TOTAL RETURN FUND - CLASS A	244.	244.
PIMCO TOTAL RETURN FUND INSTL CLASS	1,959.	1,959.
PEPSICO INC	332.	332.
PRAXAIR INC	312.	312.
PRUDENTIAL FINL INC	438.	438.
QUALCOMM INC	330.	330.
SCHLUMBERGER LTD.	234.	234.
SEMPRA ENERGY CORP	264.	264.
STATE STREET CORP	336.	336.
TCW EMERGING MARKETS INCOME FUND - CLASS	2,511.	2,511.
TJX COMPANIES INC W/1 RT/SH	131.	131.
TEMPLETON GLOBAL BOND FUND CLASS A	674.	674.
FRANKLIN TEMPLETON GLOBAL BOND FUND - AD	7,256.	7,256.
TEXAS INSTRUMENTS INC.	601.	601.
3M CO COM	291.	291.
TOYOTA MOTOR CREDIT CORP SERIES MTN 1.25	538.	538.
TRACTOR SUPPLY COMPANY	83.	83.
TRAVELERS COS INC	376.	376.

WILLIAM T. PERRY CHARITABLE TRUST

31-6018719

FORM 990PF, PART I - DIVIDENDS AND INTEREST FROM SECURITIES


DESCRIPTION	REVENUE AND EXPENSES PER BOOKS	NET INVESTMENT INCOME
UNITEDHEALTH GROUP INC	351.	351.
V F CORP W/1 RT/SH	170.	170.
VALERO ENERGY	389.	389.
VERIZON COMMUNICATIONS	130.	130.
VODAFONE GROUP PLC 1.5% 02/19/2018	550.	550.
WASATCH LONG/SHORT FUND	292.	292.
ACCENTURE PLC CL A	477.	477.
TOTAL	44,442.	44,442.

WILLIAM T. PERRY CHARITABLE TRUST

31-6018719

FORM 990PF, PART I - ACCOUNTING FEES  
=====

DESCRIPTION	REVENUE AND EXPENSES PER BOOKS	NET INVESTMENT INCOME	ADJUSTED NET INCOME	CHARITABLE PURPOSES
TAX PREPARATION FEE (NON-ALLOC	550.	275.	275.	275.
TOTALS	550.	275.	NONE	275.



WILLIAM T. PERRY CHARITABLE TRUST

31-6018719

FORM 990PF, PART I - TAXES

DESCRIPTION	REVENUE AND EXPENSES PER BOOKS	NET INVESTMENT INCOME	CHARITABLE PURPOSES
FOREIGN TAXES	31.	31.	
OTHER TAXES	200.		200.
FEDERAL TAX PAYMENT - PRIOR YE	102.		
FEDERAL ESTIMATES - PRINCIPAL	1,804.		
FOREIGN TAXES ON QUALIFIED FOR	261.	261.	
FOREIGN TAXES ON NONQUALIFIED	85.	85.	
TOTALS	2,483.	377.	200.

WILLIAM T. PERRY CHARITABLE TRUST

31-6018719

FORM 990PF, PART I - OTHER EXPENSES  
=====

DESCRIPTION -----	REVENUE AND EXPENSES PER BOOKS -----	NET INVESTMENT INCOME -----	CHARITABLE PURPOSES -----
OTHER NON-ALLOCABLE EXPENSE -	3.	2.	2.
TOTALS	3. -----	2. -----	2. -----



WILLIAM T. PERRY CHARITABLE TRUST  
 FORM 990PF, PART II - CORPORATE BONDS  
 =====

31-6018719

DESCRIPTION -----	ENDING BOOK VALUE -----	ENDING FMV ---
FIXED	596,740.	605,764.
	-----	-----
TOTALS	596,740.	605,764.
	=====	=====

WILLIAM T. PERRY CHARITABLE TRUST  
 FORM 990PF, PART II - CORPORATE STOCK  
 =====

31-6018719

DESCRIPTION -----	ENDING BOOK VALUE -----	ENDING FMV ---
EQUITIES	1,035,547.	1,343,607.
	-----	-----
TOTALS	1,035,547.	1,343,607.
	=====	=====

WILLIAM T. PERRY CHARITABLE TRUST  
FORM 990PF, PART II - CORPORATE BONDS  
=====

31-6018719

DESCRIPTION	ENDING BOOK VALUE	ENDING FMV
FIXED	596,740.	605,764.
TOTALS	596,740.	605,764.





WILLIAM T. PERRY CHARITABLE TRUST

31-6018719

FORM 990PF, PART III - OTHER INCREASES IN NET WORTH OR FUND BALANCES

-----  
DESCRIPTION

AMOUNT  
-----

2013 SALES POSTED IN 2014: ASSET ID 444998405  
RETURN OF INCOME

6,120.  
188.

TOTAL

-----  
6,308.  
=====



WILLIAM T. PERRY CHARITABLE TRUST

31-6018719

FORM 990PF, PART VIII - LIST OF OFFICERS, DIRECTORS, AND TRUSTEES

=====

OFFICER NAME:

HUNTINGTON NATIONAL BANK

ADDRESS:

422 MAIN ST  
ZANESVILLE, OH 43702

TITLE:

TRUSTEE

AVERAGE HOURS PER WEEK DEVOTED TO POSITION: 2

COMPENSATION ..... 17,417.

COMPENSATION EXPLANATION:

TRUSTEE FEES

TOTAL COMPENSATION: 17,417.

=====

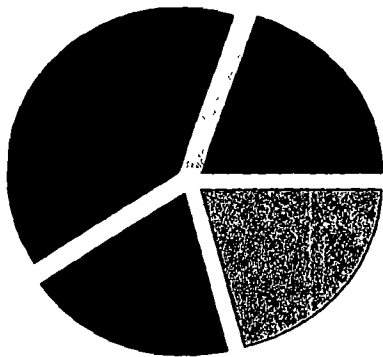
PERRY  
31-6018719

**The Huntington Trust**  
DECEMBER 01, 2014 TO DECEMBER 31, 2014  
ACCOUNT NAME: WILLIAM T PERRY

**PORTFOLIO DETAIL**

DESCRIPTION	TOTAL MARKET/ TOTAL COST	MARKET PRICE/ COST PRICE	EST ANNUAL INCOME/	CURRENT YIELD
<b>SHORT TERM INVESTMENTS</b>				
<b>MONEY MARKET FUNDS</b>				
608993853 HUNTINGTON CONSERVATIVE DEPOSIT ACCOUNT	31,326.47 31,326.47	1.00 1.00	15.66 1.31	0.05
<b>** TOTAL MONEY MARKET FUNDS</b>	<b>SUB-TOTAL</b>		<b>15.66</b> <b>1.31</b>	<b>0.05</b>
<b>* TOTAL SHORT TERM INVESTMENTS</b>			<b>15.66</b> <b>1.31</b>	<b>0.05</b>

**BOND QUALITY SUMMARY**



S & P QUALITY RATING	MARKET VALUE	PERCENT
AA	50,241.50	19.9%
AA-	99,516.00	39.5%
A-	49,103.50	19.5%
BBB	53,051.00	21.1%
<b>Total</b>	<b>251,912.00</b>	<b>100.0%</b>

**BOND MATURITY SUMMARY**



YEARS TO MATURITY	PAR VALUE	PERCENT
1-3 YEARS	50,000.00	20.0%
3-5 YEARS	100,000.00	40.0%
5-10 YEARS	100,000.00	40.0%
<b>Total</b>	<b>250,000.00</b>	<b>100.0%</b>

**AVERAGE TIME TO MATURITY: 4.3 YEARS**

**CURRENT YIELD: 2.19%**

The Huntington Trust

2


DECEMBER 01, 2014 TO DECEMBER 31, 2014

ACCOUNT NAME: WILLIAM T. PERRY

PORTFOLIO DETAIL ( CONTINUED )

DESCRIPTION	RATING	PAR VALUE	TOTAL MARKET/ TOTAL COST	MARKET PRICE/ COST PRICE	EST ANNUAL INCOME/	YIELD CURRENT/ MATURITY
<b>FIXED INCOME</b>						
<b>CORPORATE OBLIGATIONS</b>						
<b>CORPORATE BONDS</b>						
053332AL6 AUTOZONE INC 4% 11/15/2020-2020	BBB	50,000 000	53,051 00 51,777 50	106 10 103 56	2,000 00 255 56	3 77 2 82
166764AG5 CHEVRON CORPORATION 2 427% 06/24/2020-2020	AA	50,000 000	50,241 50 49,813 50	100 48 99.63	1,213 50 23 60	2 42 2 29
459200HE4 IBM CORP 1 875% 05/15/2019	AA-	50,000 000	49,665 00 49,522 50	99.33 99 05	937 50 119 79	1 89 1 92
89233P6S0 TOYOTA MOTOR CREDIT CORP SERIES MTN 1 25% 10/05/2017	AA-	50,000 000	49,851 00 49,715 00	99 70 99.43	625 00 149 31	1 25 1 34
<b>*** TOTAL CORPORATE BONDS</b>			<b>SUB-TOTAL</b> 202,808.50 200,828.50		4,776.00 548.26	2.35
<b>** TOTAL CORPORATE OBLIGATIONS</b>			<b>SUB-TOTAL</b> 202,808.50 200,828.50		4,776.00 548.26	2.35
<b>CORPORATE OBLIGATIONS-FOREIGN</b>						
<b>CORPORATE BONDS - FOREIGN</b>						
92857WBE9 VODAFONE GROUP PLC 1 5% 02/19/2018	A-	50,000 000	49,103 50 49,249 50	98 21 98 50	750 00 275 00	1 53 2 08
<b>*** TOTAL CORPORATE BONDS - FOREIGN</b>			<b>SUB-TOTAL</b> 49,103.50 49,249.50		750.00 275.00	1.53
<b>** TOTAL CORPORATE OBLIGATIONS-FOREIGN</b>			<b>SUB-TOTAL</b> 49,103.50 49,249.50		750.00 275.00	1.53
<b>* TOTAL FIXED INCOME</b>			251,912.00 250,078.00		5,526.00 823.26	2.19

EQUITY DIVERSIFICATION SUMMARY



INDUSTRY CODE	MARKET VALUE	PERCENT
CONSUMER DISCRETIONARY	77,337.65	10.1%
CONSUMER STAPLES	70,848.85	9.2%
ENERGY	69,140.34	9.0%
FINANCIALS	121,602.95	15.8%
HEALTH CARE	105,990.20	13.8%
INDUSTRIALS	84,190.85	10.9%
INFORMATION TECHNOLOGY	172,669.33	22.5%
MATERIALS	33,305.30	4.3%
TELECOMMUNICATION SERVICES	14,717.00	1.9%
UTILITIES	19,057.05	2.5%
<b>Total</b>	<b>768,859.52</b>	<b>100.0%</b>

DECEMBER 01, 2014 TO DECEMBER 31, 2014

ACCOUNT NAME: WILLIAM T. PERRY

## PORTFOLIO DETAIL ( CONTINUED )

DESCRIPTION	TICKER	SHARES	TOTAL MARKET/ TOTAL COST	MARKET PRICE/ COST PRICE	EST ANNUAL INCOME/	CURRENT YIELD
<b>EQUITY INVESTMENTS</b>						
<b>CONSUMER DISCRETIONARY</b>						
478366107 JOHNSON CTLS INC	JCI	165 000	7,976 10 2,542 01	48 34 15.41	171 60 42 90	2 15
548661107 LOWES COMPANIES INC	LOW	235 000	16,168 00 5,644 68	68.80 24 02	216 20	1 34
580135101 MCDONALDS CORP	MCD	90 000	8,433 00 5,810 00	93 70 64 56	306 00	3 63
654106103 NIKE INC CL B	NKE	135 000	12,980 25 4,398 97	96 15 32.58	151 20 37.80	1 16
872540109 TJX COMPANIES INC	TJX	195 000	13,373 10 7,955 81	68 58 40 80	136 50	1 02
892356106 TRACTOR SUPPLY COMPANY	TSCO	110.000	8,670 20 7,329 96	78 82 66 64	70 40	0.81
918204108 V F CORP	VFC	130.000	9,737 00 7,788 30	74 90 59 91	166 40	1 71
<b>** TOTAL CONSUMER DISCRETIONARY</b>			<b>SUB-TOTAL</b> 77,337.65 41,469.73		1,218.30 80.70	1.58
<b>CONSUMER STAPLES</b>						
126650100 CVS HEALTH CORPORATION	CVS	195 000	18,780 45 8,714 45	96 31 44 69	273 00	1 45
171340102 CHURCH & DWIGHT CO INC W/1 RT/SH	CHD	185 000	14,579.85 7,408 97	78.81 40 05	229 40	1 57
370334104 GENERAL MILLS INC	GIS	215 000	11,465 95 6,245 75	53 33 29 05	352 60	3 08
518439104 ESTEE LAUDER CO INC	EL	205 000	15,621 00 12,003 59	76.20 58 55	196 80	1 26
713448108 PEPSICO INC	PEP	110 000	10,401 60 6,523 00	94 56 59 30	288 20 72 05	2 77
<b>** TOTAL CONSUMER STAPLES</b>			<b>SUB-TOTAL</b> 70,848.85 40,895.76		1,340.00 72.05	1.89

The Huntington Trust

4

DECEMBER 01, 2014 TO DECEMBER 31, 2014

ACCOUNT NAME: WILLIAM T PERRY

PORTFOLIO DETAIL ( CONTINUED )

DESCRIPTION	TICKER	SHARES	TOTAL MARKET/ TOTAL COST	MARKET PRICE/ COST PRICE	EST ANNUAL INCOME/	CURRENT YIELD
<b>ENERGY</b>						
032511107 ANADARKO PETROLEUM CORP W/1 RT/SH	APC	120 000	9,900 00 9,787 52	82 50 81 56	129 60	1 31
166764100 CHEVRON CORPORATION	CVX	105 000	11,778 90 10,458 48	112.18 99 60	449 40	3 82
406216101 HALLIBURTON CO	HAL	155 000	6,096 15 10,894 95	39 33 70 29	111 60	1 83
674599105 OCCIDENTAL PETROLEUM CORP	OXY	134.000	10,801 74 8,528 97	80 61 63 65	385 92 93 60	3 57
806857108 SCHLUMBERGER LTD	SLB	155 000	13,238 55 10,916 62	85 41 70 43	248 00 62 00	1 87
91913Y100 VALERO ENERGY CORP	VLO	350 000	17,325 00 8,683.62	49.50 24.81	385 00	2 22
<b>** TOTAL ENERGY</b>		<b>SUB-TOTAL</b>	<b>69,140.34 59,270.16</b>		<b>1,709.52 155.60</b>	<b>2.47</b>
<b>FINANCIALS</b>						
025816109 AMERICAN EXPRESS	AXP	175 000	16,282 00 9,983 66	93.04 57.05	182 00	1 12
171232101 CHUBB CORP W/1 RT/SH	CB	130 000	13,451 10 6,286 87	103 47 48.36	260 00 65 00	1 93
354613101 FRANKLIN RES INC	BEN	405 000	22,424 85 16,931 49	55 37 41.81	243 00 263 25	1 08
59156R108 METLIFE INC	MET	205 000	11,088.45 9,360 28	54.09 45 66	287 00	2 59
744320102 PRUDENTIAL FINANCIAL INC	PRU	180 000	16,282.80 9,050 93	90 46 50 28	417 60	2 56
857477103 STATE STREET CORP	STT	300 000	23,550 00 13,344 20	78 50 44 48	360 00 90 00	1 53
89417E109 TRAVELERS COS INC	TRV	175.000	18,523.75 7,986 16	105 85 45 64	385.00	2 08
<b>** TOTAL FINANCIALS</b>		<b>SUB-TOTAL</b>	<b>121,602.95 72,943.59</b>		<b>2,134.60 418.25</b>	<b>1.76</b>

The Huntington Trust

5

DECEMBER 01, 2014 TO DECEMBER 31, 2014

ACCOUNT NAME: WILLIAM T. PERRY

PORTFOLIO DETAIL ( CONTINUED )

DESCRIPTION	TICKER	SHARES	TOTAL MARKET/ TOTAL COST	MARKET PRICE/ COST PRICE	EST ANNUAL INCOME/	CURRENT YIELD
<b>HEALTH CARE</b>						
071813109 BAXTER INTERNATIONAL INC W/1 RT/SH	BAX	250 000	18,322.50 13,395.18	73.29 53.58	520.00 130.00	2.84
14149Y108 CARDINAL HEALTH INC	CAH	285 000	23,008.05 11,917.70	80.73 41.82	390.45 97.61	1.70
375558103 GILEAD SCIENCES INC	GILD	210 000	19,794.60 17,304.00	94.26 82.40		
58933Y105 MERCK & CO INC	MRK	345 000	19,592.55 11,380.95	56.79 32.99	621.00 155.25	3.17
91324P102 UNITEDHEALTH GROUP INC	UNH	250 000	25,272.50 14,062.28	101.09 56.25	375.00	1.48
<b>** TOTAL HEALTH CARE</b>		<b>SUB-TOTAL</b>	<b>105,990.20 68,060.11</b>		<b>1,906.45 382.86</b>	<b>1.80</b>
<b>INDUSTRIALS</b>						
136375102 CANADIAN NATL RAILWAY COM	CNI	230 000	15,849.30 5,633.85	68.91 24.50	205.39	1.30
291011104 EMERSON ELECTRIC CO	EMR	225 000	13,889.25 10,084.74	61.73 44.82	423.00	3.05
369550108 GENERAL DYNAMICS CORP	GD	135.000	18,578.70 7,863.09	137.62 58.25	334.80	1.80
452308109 ILLINOIS TOOL WORKS	ITW	240 000	22,728.00 13,187.85	94.70 54.95	465.60 116.40	2.05
88579Y101 3M COMPANY	MMM	80 000	13,145.60 6,297.60	164.32 78.72	328.00	2.50
<b>** TOTAL INDUSTRIALS</b>		<b>SUB-TOTAL</b>	<b>84,190.85 43,067.13</b>		<b>1,756.79 116.40</b>	<b>2.09</b>
<b>INFORMATION TECHNOLOGY</b>						
053015103 AUTOMATIC DATA PROCESSING	ADP	235 000	19,591.95 11,048.62	83.37 47.02	460.60 115.15	2.35
268648102 EMC CORP/MASS	EMC	805 000	23,940.70 15,655.34	29.74 19.45	370.30 92.58	1.55

The Huntington Trust

6

DECEMBER 01, 2014 TO DECEMBER 31, 2014

ACCOUNT NAME: WILLIAM T. PERRY

PORTFOLIO DETAIL ( CONTINUED )

DESCRIPTION	TICKER	SHARES	TOTAL MARKET/ TOTAL COST	MARKET PRICE/ COST PRICE	EST ANNUAL INCOME/	CURRENT YIELD
<b>INFORMATION TECHNOLOGY</b>						
278642103 EBAY INC	EBAY	405.000	22,728.60 20,313.90	56.12 50.16		
30303M102 FACEBOOK INC-A	FB	230.000	17,944.60 15,032.34	78.02 65.36		
68389X105 ORACLE CORPORATION	ORCL	585.000	26,307.45 12,606.30	44.97 21.55	280.80	1.07
747525103 QUALCOMM INC	QCOM	205.000	15,237.65 15,733.34	74.33 76.75	344.40	2.26
882508104 TEXAS INSTRUMENTS INC	TXN	485.000	25,930.53 14,074.90	53.47 29.02	659.60	2.54
G1151C101 ACCENTURE PLC CL A	ACN	235.000	20,987.85 8,521.40	89.31 36.26	479.40	2.28
<b>** TOTAL INFORMATION TECHNOLOGY</b>		<b>SUB-TOTAL</b>	<b>172,669.33 112,986.14</b>		<b>2,595.10 207.73</b>	<b>1.50</b>
<b>MATERIALS</b>						
058498106 BALL CORP W/1 PFD STK PUR RT/SH	BLL	270.000	18,405.90 7,754.90	68.17 28.72	140.40	0.76
74005P104 PRAXAIR INC	PX	115.000	14,899.40 9,208.42	129.56 80.07	299.00	2.01
<b>** TOTAL MATERIALS</b>		<b>SUB-TOTAL</b>	<b>33,305.30 16,963.32</b>		<b>439.40 0.00</b>	<b>1.32</b>
<b>TELECOMMUNICATION SERVICES</b>						
156700106 CENTURYLINK INC	CTL	230.000	9,103.40 7,868.83	39.58 34.21	496.80	5.46
92343V104 VERIZON COMMUNICATIONS	VZ	120.000	5,613.60 5,931.60	46.78 49.43	264.00	4.70
<b>** TOTAL TELECOMMUNICATION SERVICES</b>		<b>SUB-TOTAL</b>	<b>14,717.00 13,800.43</b>		<b>760.80 0.00</b>	<b>5.17</b>
<b>UTILITIES</b>						
65339F101 NEXTERA ENERGY INC	NEE	85.000	9,034.65 3,314.52	106.29 38.99	246.50	2.73

# The Huntington Trust

7

DECEMBER 01, 2014 TO DECEMBER 31, 2014

ACCOUNT NAME: WILLIAM T. PERRY

## PORTFOLIO DETAIL ( CONTINUED )

DESCRIPTION	TICKER	SHARES	TOTAL MARKET/ TOTAL COST	MARKET PRICE/ COST PRICE	EST ANNUAL INCOME/	CURRENT YIELD
<b>UTILITIES</b>						
816851109 SEMPRA ENERGY	SRE	90.000	10,022.40 4,650.68	111.36 51.67	237.60 59.40	2.37
<b>** TOTAL UTILITIES</b>		<b>SUB-TOTAL</b>	<b>19,057.05 7,965.20</b>		<b>484.10 59.40</b>	<b>2.54</b>
<b>* TOTAL EQUITY INVESTMENTS</b>			<b>768,859.52 477,421.57</b>		<b>14,345.06 1,492.99</b>	<b>1.87</b>
<b>MUTUAL FUNDS</b>						
<b>MUTUAL FUNDS-FIXED INCOME</b>						
31428Q101 FEDERATED TOTAL RETURN BOND FUND - INSTITUTIONAL SHARES	FTRBX	13,781.853	152,151.66 152,531.06	11.04 11.07	5,567.87 463.99	3.66
693390700 PIMCO TOTAL RETURN FUND - INSTITUTIONAL CLASS	PTRRX	4,032.669	42,988.25 42,230.77	10.66 10.47	931.55 77.63	2.17
87234N765 TCW EMERGING MARKETS INCOME FUND - CLASS I	TGEIX	6,313.392	50,885.94 52,962.20	8.06 8.39	2,651.62	5.21
880208400 FRANKLIN TEMPLETON GLOBAL BOND FUND - ADVISOR CLASS	TGBAX	8,688.617	107,825.74 98,938.40	12.41 11.39	3,675.28	3.41
<b>** TOTAL MUTUAL FUNDS-FIXED INCOME</b>		<b>SUB-TOTAL</b>	<b>353,851.59 346,662.43</b>		<b>12,826.32 541.62</b>	<b>3.62</b>
<b>MUTUAL FUNDS-EQUITY</b>						
04314H881 ARTISAN INTERNATIONAL VALUE FUND - INVESTOR CLASS	ARTKX	2,642.361	90,395.17 94,672.91	34.21 35.83	1,445.37	1.60
19247U106 COHEN AND STEERS INSTITUTIONAL REALTY SHARES	CSRIX	1,130.691	56,602.39 47,816.63	50.06 42.29	1,243.76	2.20
19766B349 COLUMBIA FUNDS SERIES TRUST - COLUMBIA MIDCAP VALUE FUND - R5	CVERX	1,652.263	28,666.76 30,368.59	17.35 18.38	246.19	0.86
31428U623 FEDERATED INTERNATIONAL LEADERS FUND	FGFLX	4,629.368	148,278.66 158,102.75	32.03 34.15	1,601.76	1.08
464287507 ISHARES CORE S&P MID-CAP ETF	IJH	461.000	66,752.80 61,981.26	144.80 134.45	895.26	1.34
464287804 ISHARES CORE S&P SMALL-CAP ETF	IJR	837.000	95,468.22 87,883.82	114.06 105.00	1,172.64	1.23

The Huntington Trust

8

DECEMBER 01, 2014 TO DECEMBER 31, 2014

ACCOUNT NAME: WILLIAM T. PERRY

PORTFOLIO DETAIL ( CONTINUED )

DESCRIPTION	TICKER	SHARES	TOTAL MARKET/ TOTAL COST	MARKET PRICE/ COST PRICE	EST ANNUAL INCOME/	CURRENT YIELD
<b>MUTUAL FUNDS-EQUITY</b>						
683974604 OPPENHEIMER DEVELOPING MARKETS FUND-I	ODVIX	1,647 646	57,766 47 42,511 28	35 06 25 80	492 65	0 85
936793835 WASATCH LONG/SHORT FUND	FMLSX	2,068 269	30,817 21 34,788 28	14.90 16.82	35 16	0 11
<b>** TOTAL MUTUAL FUNDS-EQUITY</b>		<b>SUB- TOTAL</b>	<b>574,747.68 558,125.52</b>		<b>7,132.79 0.00</b>	<b>1.24</b>
<b>* TOTAL MUTUAL FUNDS</b>			<b>928,599.27 904,787.95</b>		<b>19,959.11 541.62</b>	<b>2 15</b>
<b>CASH</b>						
CASH			63.21 63.21			
<b>* TOTAL CASH</b>			<b>63.21 63.21</b>		<b>0.00 0.00</b>	<b>0.00</b>
<b>GRAND TOTAL ASSETS</b>			<b>1,980,760.47 1,663,677.20</b>		<b>39,845.83 2,859.18</b>	<b>2.01</b>